Fiscal Year 2021-2022

General Operating Budget

UNIVERSITY OF Nebraska

University of Nebraska
General Operating Budget
Fiscal Year 2021-2022

As of July 1, 2021

(This page left blank intentionally)

Preface

FUNDING CATEGORIES

The University of Nebraska's operating budget is supported from a variety of funding sources, which have been categorized as unrestricted, designated, or restricted. The unrestricted budget supports the instruction, research and public service missions of the University of Nebraska; the designated and restricted budget includes grants, contracts, auxiliary operations and other funds classified for a specific use by University policy or practice.

The data presented in this document segregates the budgets by funding source in the following manner:

Unrestricted	Designated and/or Restricted					
State and University Generated	Cash	Revolving	Federal	Auxiliaries and Services	Trust	Total

Unrestricted

State- and University-Generated

The Unrestricted Budget (also referred to as the State-Aided budget) supports the instruction, research and public service missions of the University of Nebraska and is funded from state appropriations, university-generated cash funds and federal funds.

University-generated cash funds include tuition, some student fees (application, registration, late payment, graduation processing), investment income and a small amount of other miscellaneous cash revenues.

Federal funds that support the Unrestricted budget are those specifically identified in the Hatch and Smith-Lever Acts for activities at the Institute of Agriculture and Natural Resources (IANR). The Hatch Act supports Research activity on a project-by-project basis and includes such things as swine breeding and beef physiology. The Smith Lever Act supports Public Service activity, such as extension educators.

Designated and/or Restricted

Cash

Designated cash includes cash generated from patient service activities at the University of Nebraska Medical Center, campus research facility and administrative cost recoveries, and research funding from the Tobacco Settlement Fund.

Revolving

Revolving revenue is generated from activities incidental to instruction, research, and public service. Examples include class and laboratory fees, proceeds from the sale of grain or livestock related to research activities, product consulting fees, video sales to students, clinics and workshops proceeds, athletic seminar fees, testing services fees, and revenue from music/theater productions.

Federal

Federal budgets include federal grants and contracts and student aid programs supported from federal funds.

Auxiliaries and Services

An auxiliary enterprise is an entity that exists to furnish goods and services to students, faculty, or staff and charge a fee directly related to its operations. Auxiliary enterprises include residence halls, food service, student unions, bookstores, etc.

Trust

The budgets supported by trust funds relate directly to nonfederal grants or contracts, nonfederal student aid programs, maintenance of student loan programs, endowment funds, and agency funds.

CAMPUS ABBREVIATIONS:

UNL	University of Nebraska-Lincoln
IANR	Institute of Agriculture and Natural Resources
NCTA	Nebraska College of Technical Agriculture
UNMC	University of Nebraska Medical Center
UNO	University of Nebraska at Omaha
UNK	University of Nebraska at Kearney
UNCA	University of Nebraska Central Administration

Unless specified otherwise, UNL includes IANR

COST CENTERS and WBS ELEMENTS

Cost centers and WBS Elements are used by the University to plan, gather, and track costs for University units and/or departments. A brief description of their structure follows:

Cost Center

A ten-digit number used to plan, gather, and track costs for a University unit or department for State Aided (revolving and non-revolving), auxiliary, and other fund types. Within a department, multiple cost centers may be set up to further break down expenses by project or activity.

Structure

Visual recognition has been built into the numbering structure. The first number represents the campus and the second number represents the fund type. The third and fourth digits represent the college or administrative area, and the fifth and sixth digits represent the department. The remaining digits represent the further breakdown of the cost center as necessary for reporting.

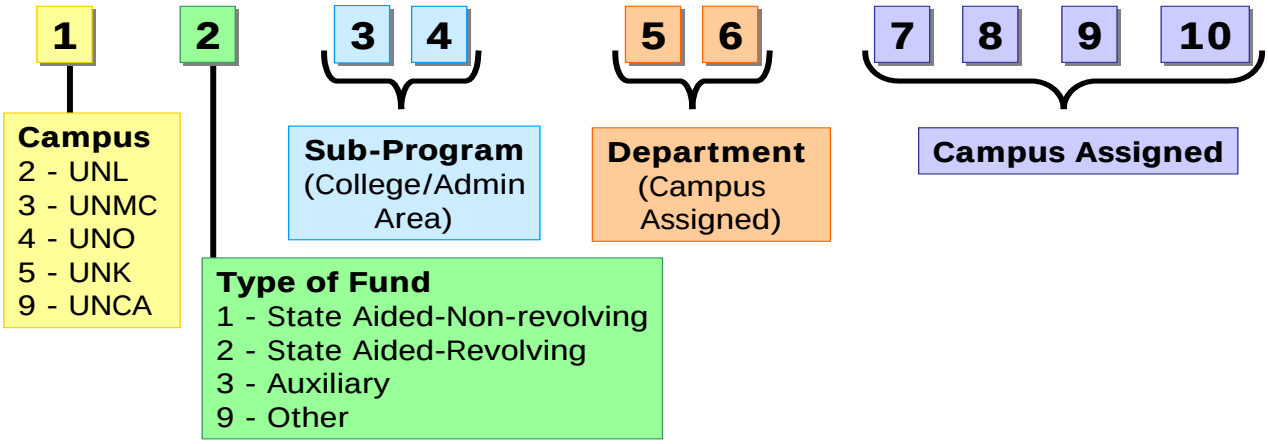

WBS Elements

A thirteen-digit number used to track costs and define the accounting structure within a project. A project can have multiple WBS elements, which can be used to segregate or breakdown the project by any criteria desired. The most common uses are for grants, subcontracts, phases of a plant project, tasks, or by faculty member for project accounting.

Structure

Visual recognition has been built into the numbering structure. The first number represents the campus and the second number represents the fund type. The third and fourth digits represent the college or administrative area, and the fifth and sixth digits represent the department. Digits seven through ten represent the project. The remaining digits represent the further breakdown of the WBS element as necessary for reporting.

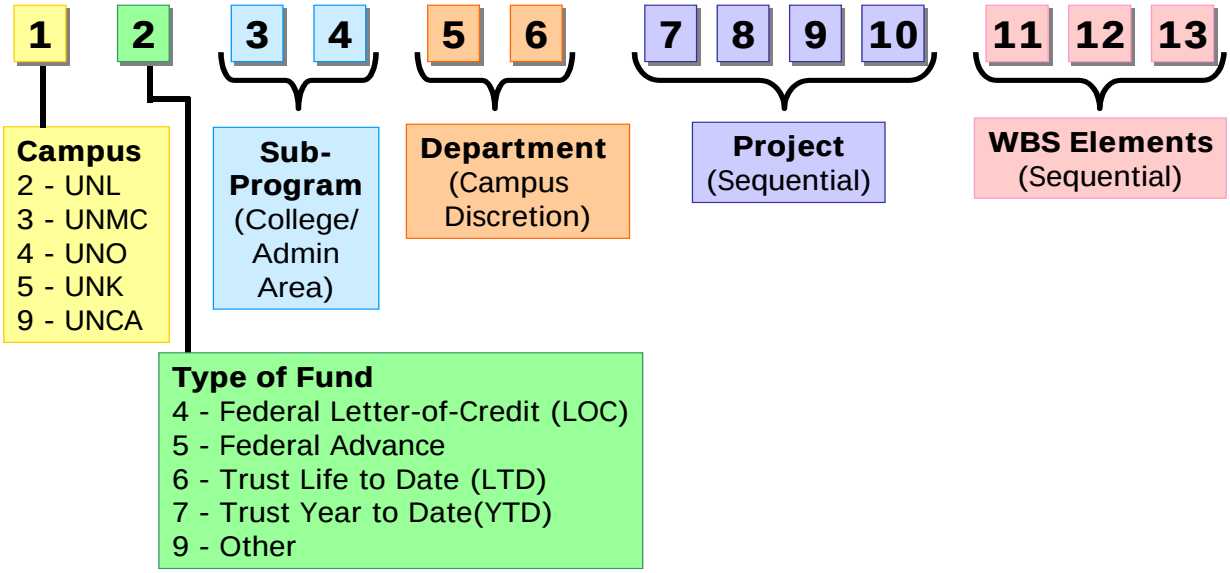

(This page left blank intentionally.)

University of Nebraska (Excluding NCTA)

2021 - 2022 Budget by Funding Source

Fund	Definition	Amount
State Appropriations	State tax revenue allocated to the University	628,412,933
Unrestricted Cash - Tuition	Tuition less University remissions	369,803,144
Unrestricted Cash - Other Cash	Investment Income, application and registration fees, and other revenues	19,338,700
Designated Cash	Clinic patient revenues, Tobacco Research funds, indirect cost research incentive funds	95,400,000
Federal Funds	Provided by federal agencies for research, cooperative extension, grants and contracts, and student aid programs.	541,000,000
Revolving Funds	Self-generated from departmental sales, course and lab fees, and charges for housing, food services, etc.	702,000,000
Trust Funds	Private gifts, grants, and contracts, non-federal student aid programs, etc.	479,000,000
	Totals $	**2,834,954,777**

Fund Breakdown

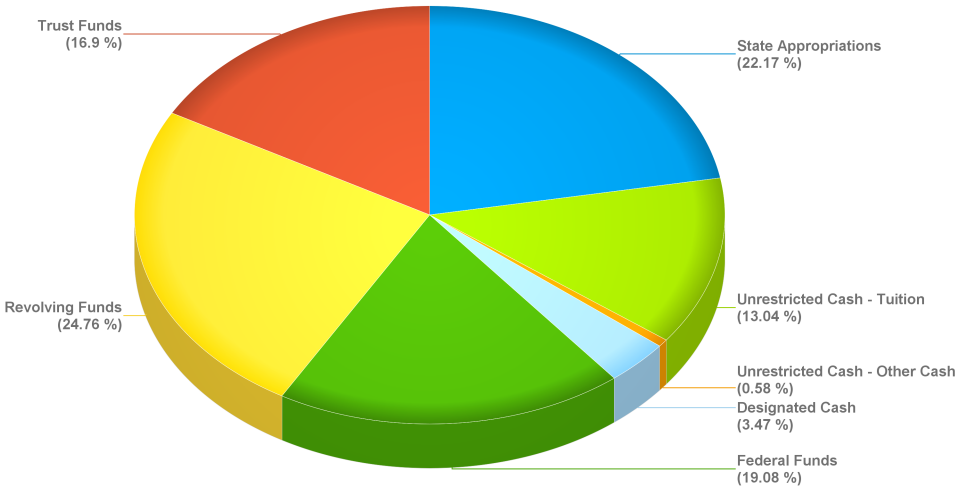

Table 6. Total Expenditures for Unrestricted State-Aided Programs, 2021-2022

	UNL	UNMC	UNO	UNK	UNCA	NCTA	TOTAL
01 Academic Affairs	16,337,346	-	5,854,181	5,107,438	-	-	**27,298,965**
01 Academic Affairs and Research	-	5,595,386	-	-	-	-	**5,595,386**
02 College of Architecture	4,943,196	-	-	-	-	-	**4,943,196**
03 College of Public Affairs and Community Services	-	-	12,875,608	-	-	-	**12,875,608**
04 College of Allied Health	-	8,822,393	-	-	-	-	**8,822,393**
05 College of Arts and Sciences	68,979,038	-	26,005,347	-	-	-	**94,984,385**
06 College of Business Administration	32,284,208	-	13,973,417	8,419,442	-	-	**54,677,067**
07 College of Communication, Fine Arts and Media	-	-	10,395,155	-	-	-	**10,395,155**
07 College of Fine and Performing Arts	13,092,168	-	-	-	-	-	**13,092,168**
08 College of Information Science and Technology	-	-	10,491,098	-	-	-	**10,491,098**
09 College of Dentistry	-	14,139,470	-	-	-	-	**14,139,470**
10 College of Education	-	-	13,824,099	8,348,548	-	-	**22,172,647**
11 College of Engineering and Technology	39,630,242	-	-	-	-	-	**39,630,242**
12 College of Graduate Studies	-	-	-	1,647,257	-	-	**1,647,257**
12 Graduate Studies	-	-	1,898,819	-	-	-	**1,898,819**
12 Graduate Studies and Research	-	2,240,795	-	-	-	-	**2,240,795**
12 Research	3,528,625	-	-	-	-	-	**3,528,625**
14 College of Journalism and Mass Communication	5,682,666	-	-	-	-	-	**5,682,666**
15 College of Law	8,758,789	-	-	-	-	-	**8,758,789**
16 Criss Library	-	-	3,635,613	-	-	-	**3,635,613**
16 McGoogan Health Sciences Library	-	2,829,511	-	-	-	-	**2,829,511**
16 University Libraries	11,798,287	-	-	2,595,594	-	-	**14,393,881**
17 College of Education and Human Sciences	22,010,256	-	-	-	-	-	**22,010,256**
18 College of Nursing	-	19,786,807	-	-	-	-	**19,786,807**
19 Eppley Research Institute	-	3,830,814	-	-	-	-	**3,830,814**
20 Academic Services & Enrollment Management	7,134,303	-	-	-	-	-	**7,134,303**
20 College of Pharmacy	-	7,543,181	-	-	-	-	**7,543,181**
21 Summer Sessions	-	-	2,577,969	1,427,552	-	-	**4,005,521**
22 Other Instruction or Research	1,007,977	4,250,707	14,967,950	916,514	-	-	**21,143,148**
23 Student Aid	7,700,000	300,000	7,100,000	2,900,000	-	-	**18,000,000**
24 International Programs	894,013	-	692,284	589,966	-	-	**2,176,263**
25 Instruction Budget Adjustments	10,013,670	18,485,200	-	-	-	-	**28,498,870**
26 Continuing Studies	-	-	1,393,697	-	-	-	**1,393,697**
26 Continuing Studies and Public Services	-	-	-	265,139	-	-	**265,139**
27 Television and Radio	2,098,258	-	-	-	-	-	**2,098,258**
28 Museums and Art Gallery	2,415,051	-	-	398,388	-	-	**2,813,439**
29 Academic Computing Support	-	2,231,153	-	-	-	-	**2,231,153**
29 Information Technology Services	-	-	-	-	19,214,300	-	**19,214,300**
30 Center for Transformative Teaching	54,795	-	-	-	-	-	**54,795**

Table 6. Total Expenditures for Unrestricted State-Aided Programs, 2021-2022

	UNL	UNMC	UNO	UNK	UNCA	NCTA	TOTAL
30 Distance Education	-	-	139,107	-	-	-	**139,107**
30 Rural Health Education Network	-	1,204,798	-	-	-	-	**1,204,798**
31 EPSCoR	-	-	-	-	415,291	-	**415,291**
32 1000532/32	-	-	-	-	-	-	**-**
32 Research Initiative	-	-	13,692	-	11,404,187	-	**11,417,879**
33 Facilities Management & Planning	-	-	-	-	18,959,715	-	**18,959,715**
33 Facilities Mgmt & Planning	44,173,498	-	-	-	-	-	**44,173,498**
33 Physical Plant Administration	-	19,704,183	16,010,558	8,347,683	-	-	**44,062,424**
34 Innovation Campus	319,000	-	-	-	-	-	**319,000**
35 College of Arts & Sciences	-	-	-	19,353,598	-	-	**19,353,598**
38 Other Plant Operations & Maintenance	-	3,839,287	-	-	-	-	**3,839,287**
41 Executive Administration	3,518,312	2,089,856	1,241,789	750,819	-	-	**7,600,776**
41 System Administration	-	-	-	-	17,569,705	-	**17,569,705**
42 Nebraska Student Information System	-	-	-	-	3,535,893	-	**3,535,893**
42 Student Affairs	-	-	-	4,414,206	-	-	**4,414,206**
42 Student Services	892,530	1,199,728	-	-	-	-	**2,092,258**
42 Student Success	-	-	6,192,205	-	-	-	**6,192,205**
43 Business and Finance	16,468,068	13,319,678	8,063,138	2,145,946	-	-	**39,996,830**
44 General Expense	10,214,058	3,649,825	2,452,254	2,409,513	-	-	**18,725,650**
45 SAP Activity	-	-	-	-	3,991,605	-	**3,991,605**
46 General Administration	-	-	-	-	17,837,023	-	**17,837,023**
47 Buffett Early Childhood Institute	-	-	-	-	1,453,500	-	**1,453,500**
48 NU Online	-	-	-	-	3,248,262	-	**3,248,262**
49 Procure-to-Pay (P2P)	-	-	-	-	3,084,704	-	**3,084,704**
51 College of Medicine	-	36,839,012	-	-	-	-	**36,839,012**
52 College of Medicine	-	16,736,040	-	-	-	-	**16,736,040**
53 College of Medicine	-	16,621,850	-	-	-	-	**16,621,850**
54 College of Public Health	-	9,588,428	-	-	-	-	**9,588,428**
57 Tobacco Fund Research	-	-	-	-	-	-	**-**
58 Innovation Campus	109,636	-	-	-	-	-	**109,636**
61 College of Ag Sciences and Natural Resources	23,800,197	-	-	-	-	-	**23,800,197**
62 Agriculture Research Division	47,439,464	-	-	-	-	-	**47,439,464**
63 Cooperative Extension Service	28,023,460	-	-	-	-	-	**28,023,460**
64 NE Innovation Campus	188,085	-	-	-	-	-	**188,085**
65 Nebraska Forest Service	2,925,113	-	-	-	-	-	**2,925,113**
66 Other IANR	19,367,678	-	-	-	-	-	**19,367,678**
67 Nebraska College of Technical Agriculture	-	-	-	-	-	4,620,951	**4,620,951**
68 IANR International Programs	1,268,427	-	-	-	-	-	**1,268,427**
71 UNMC/Eppley Center Cancer Research & Care	-	544,530	-	-	-	-	**544,530**

Table 6. Total Expenditures for Unrestricted State-Aided Programs, 2021-2022

	UNL	UNMC	UNO	UNK	UNCA	NCTA	TOTAL
72 CHRI	-	1,639,071	-	-	-	-	**1,639,071**
77 Intercollegiate Athletics	-	-	4,919,558	2,916,479	-	-	**7,836,037**
79 Other Auxiliary Enterprises	25,000	-	-	-	-	-	**25,000**
82 Munroe-Meyer State Support	-	5,041,855	-	-	-	-	**5,041,855**
TOTAL Unrestricted Expenditures	**457,095,414**	**222,073,558**	**164,717,538**	**72,954,082**	**100,714,185**	**4,620,951**	**1,022,175,728**

Table 7: Total Expenditures for Designated/Restricted Cash Programs, 2021-2022

	UNL	UNMC	UNO	UNK	UNCA	NCTA	TOTAL
01 Academic Affairs	-	-	-	420,000	-	-	**420,000**
01 Academic Affairs and Research	-	774,896	-	-	-	-	**774,896**
04 College of Allied Health	-	2,201,241	-	-	-	-	**2,201,241**
05 College of Arts and Sciences	-	-	-	-	-	-	**-**
11 College of Engineering and Technology	-	-	-	-	-	-	**-**
12 Research	3,556,512	-	-	-	-	-	**3,556,512**
16 University Libraries	2,000,000	-	-	-	-	-	**2,000,000**
17 College of Education and Human Sciences	-	-	-	-	-	-	**-**
22 Other Instruction or Research	-	32,480,000	4,684,451	-	-	-	**37,164,451**
25 Instruction Budget Adjustments	21,843,488	-	-	-	-	-	**21,843,488**
28 Museums and Art Gallery	-	-	-	-	-	-	**-**
29 Information Technology Services	-	-	-	-	600,000	-	**600,000**
41 Executive Administration	-	-	18,880	-	-	-	**18,880**
42 Student Success	-	-	25,020	-	-	-	**25,020**
43 Business and Finance	-	(976,137)	71,649	-	-	-	**(904,488)**
55 Munroe-Meyer Institute	-	4,100,000	-	-	-	-	**4,100,000**
56 Dental Clinic	-	10,200,000	-	-	-	-	**10,200,000**
57 Tobacco Fund Research	-	11,800,000	-	-	-	-	**11,800,000**
58 Anatomical Board	-	-	-	-	-	-	**-**
66 Other IANR	1,600,000	-	-	-	-	-	**1,600,000**
TOTAL Designated Cash	**29,000,000**	**60,580,000**	**4,800,000**	**420,000**	**600,000**	**0**	**95,400,000**

Table 8: Total Expenditures for Revovling Programs, 2021-2022

	UNL	UNMC	UNO	UNK	UNCA	NCTA	TOTAL
01 Academic Affairs	2,833,812	-	-	3,648,429	-	-	**6,482,241**
02 College of Architecture	78,400	-	-	-	-	-	**78,400**
03 College of Public Affairs and Community Services	-	-	1,338,179	-	-	-	**1,338,179**
05 College of Arts and Sciences	4,200,625	-	1,945,649	-	-	-	**6,146,274**
06 College of Business Administration	940,054	-	2,491,508	-	-	-	**3,431,562**
07 College of Communication, Fine Arts and Media	-	-	1,065,734	-	-	-	**1,065,734**
07 College of Fine and Performing Arts	519,677	-	-	-	-	-	**519,677**
08 College of Information Science and Technology	-	-	684,296	-	-	-	**684,296**
10 College of Education	-	-	1,508,263	-	-	-	**1,508,263**
11 College of Engineering and Technology	2,419,381	-	-	-	-	-	**2,419,381**
12 College of Graduate Studies	-	-	-	225,000	-	-	**225,000**
12 Graduate Studies	-	-	1,163,382	-	-	-	**1,163,382**
12 Research	823,033	-	-	-	-	-	**823,033**
15 College of Law	782,117	-	-	-	-	-	**782,117**
16 Criss Library	-	-	2,560,330	-	-	-	**2,560,330**
16 University Libraries	4,234,986	-	-	940,000	-	-	**5,174,986**
17 College of Education and Human Sciences	3,823,234	-	-	-	-	-	**3,823,234**
20 Academic Services & Enrollment Management	6,272,977	-	-	-	-	-	**6,272,977**
22 Other Instruction or Research	3,139,938	-	3,839,731	600,000	-	-	**7,579,669**
23 Student Aid	-	-	-	25,000	-	-	**25,000**
24 International Programs	147,512	-	493,940	-	-	-	**641,452**
26 Continuing Studies	-	-	10,826,409	-	-	-	**10,826,409**
26 Continuing Studies and Public Services	-	4,000,000	-	-	-	-	**4,000,000**
27 Television and Radio	6,389,999	-	-	-	-	-	**6,389,999**
28 Museums and Art Gallery	306,669	-	-	-	-	-	**306,669**
29 Academic Computing Support	-	-	-	597,510	-	-	**597,510**
29 Information Technology Services	-	-	-	-	23,071,000	-	**23,071,000**
30 Center for Transformative Teaching	1,311,112	-	-	-	-	-	**1,311,112**
30 Distance Education	-	-	645,615	-	2,584,337	-	**3,229,952**
33 Facilities Management & Planning	-	-	-	-	3,994,663	-	**3,994,663**
33 Facilities Mgmt & Planning	175,798	-	-	-	-	-	**175,798**
33 Physical Plant Administration	-	-	-	49,843	-	-	**49,843**
34 Innovation Campus	100,000	-	-	-	-	-	**100,000**
41 Executive Administration	37,011	-	-	-	-	-	**37,011**
42 Student Affairs	-	-	-	149,352	-	-	**149,352**
42 Student Services	2,070,006	-	-	-	-	-	**2,070,006**
42 Student Success	-	-	6,508,130	-	-	-	**6,508,130**
43 Business and Finance	1,236,324	-	228,834	-	-	-	**1,465,158**
44 General Expense	4,089,253	-	-	14,716	-	-	**4,103,969**

Table 8: Total Expenditures for Revovling Programs, 2021-2022

	UNL	UNMC	UNO	UNK	UNCA	NCTA	TOTAL
49 Procure-to-Pay (P2P)	-	-	-	-	1,450,000	-	**1,450,000**
58 Innovation Campus	68,082	-	-	-	-	-	**68,082**
61 College of Ag Sciences and Natural Resources	2,699,897	-	-	-	-	-	**2,699,897**
62 Agriculture Research Division	35,439,031	-	-	-	-	-	**35,439,031**
63 Cooperative Extension Service	8,602,180	-	-	-	-	-	**8,602,180**
64 NE Innovation Campus	54,031	-	-	-	-	-	**54,031**
65 Nebraska Forest Service	92,000	-	-	-	-	-	**92,000**
66 Other IANR	(18,531,256)	-	-	-	-	-	**(18,531,256)**
67 Nebraska College of Technical Agriculture	-	-	-	-	-	650,000	**650,000**
68 IANR International Programs	644,117	-	-	-	-	-	**644,117**
99 Income Activity	-	-	-	750,150	-	-	**750,150**
TOTAL Revovling	**75,000,000**	**4,000,000**	**35,300,000**	**7,000,000**	**31,100,000**	**650,000**	**153,050,000**

Table 8b: Total Expenditures for Auxiliary Programs, 2021-2022

	UNL	UNMC	UNO	UNK	UNCA	NCTA	TOTAL
01 Academic Affairs	208,151	-	-	-	-	-	**208,151**
01 Academic Affairs and Research	-	1,737,696	-	-	-	-	**1,737,696**
02 College of Architecture	108,318	-	-	-	-	-	**108,318**
04 College of Allied Health	-	1,617,046	-	-	-	-	**1,617,046**
05 College of Arts and Sciences	98,136	-	-	-	-	-	**98,136**
06 College of Business Administration	450,000	-	-	-	-	-	**450,000**
07 College of Fine and Performing Arts	111,455	-	-	-	-	-	**111,455**
09 College of Dentistry	-	1,633,538	-	-	-	-	**1,633,538**
10 College of Education	-	-	52,683	-	-	-	**52,683**
12 Graduate Studies	-	-	16,030	-	-	-	**16,030**
12 Graduate Studies and Research	-	4,725,612	-	-	-	-	**4,725,612**
12 Research	7,165,486	-	-	-	-	-	**7,165,486**
16 McGoogan Health Sciences Library	-	1,268,308	-	-	-	-	**1,268,308**
17 College of Education and Human Sciences	2,090,123	-	-	-	-	-	**2,090,123**
18 College of Nursing	-	1,973,872	-	-	-	-	**1,973,872**
19 Eppley Research Institute	-	72,378	-	-	-	-	**72,378**
20 College of Pharmacy	-	548,439	-	-	-	-	**548,439**
22 Other Instruction or Research	-	118,120	-	-	-	-	**118,120**
24 International Programs	1,722,166	374,459	-	-	-	-	**2,096,625**
28 Museums and Art Gallery	471,139	-	-	-	-	-	**471,139**
29 Academic Computing Support	-	6,333,333	-	243,136	-	-	**6,576,469**
29 Information Technology Services	-	-	-	-	6,450,000	-	**6,450,000**
33 Facilities Mgmt & Planning	9,388,955	-	-	-	-	-	**9,388,955**
33 Physical Plant Administration	-	13,200,158	2,198,626	3,678,676	-	-	**19,077,460**
42 Student Affairs	-	-	-	6,918,214	-	-	**6,918,214**
42 Student Services	33,926,938	1,455,062	-	-	-	-	**35,382,000**
42 Student Success	-	-	13,935,371	-	-	-	**13,935,371**
43 Business and Finance	16,885,029	10,765,358	262,287	1,775,987	-	-	**29,688,661**
44 General Expense	-	932,047	806,483	7,362,631	-	-	**9,101,161**
51 College of Medicine	-	4,375,416	-	-	-	-	**4,375,416**
52 College of Medicine	-	2,035,577	-	-	-	-	**2,035,577**
53 College of Medicine	-	3,420,548	-	-	-	-	**3,420,548**
54 College of Public Health	-	1,066,058	-	-	-	-	**1,066,058**
55 Munroe-Meyer Institute	-	7,782,656	-	-	-	-	**7,782,656**
56 Dental Clinic	-	72,998	-	-	-	-	**72,998**
62 Agriculture Research Division	3,939,295	-	-	-	-	-	**3,939,295**
63 Cooperative Extension Service	435,657	-	-	-	-	-	**435,657**
65 Nebraska Forest Service	116,293	-	-	-	-	-	**116,293**
66 Other IANR	308,755	-	-	-	-	-	**308,755**

Table 8b: Total Expenditures for Auxiliary Programs, 2021-2022

	UNL	UNMC	UNO	UNK	UNCA	NCTA	TOTAL
67 Nebraska College of Technical Agriculture	-	-	-	-	-	1,400,000	**1,400,000**
72 CHRI	-	1,701,751	-	-	-	-	**1,701,751**
75 Student Housing	45,364,436	-	2,680,769	-	-	-	**48,045,205**
77 Intercollegiate Athletics	146,830,106	-	5,906,598	567,675	-	-	**153,304,379**
78 Arena	-	-	3,504,426	-	-	-	**3,504,426**
79 Other Auxiliary Enterprises	4,318,314	-	-	-	-	-	**4,318,314**
96 Stores/Services	-	3,997,985	-	-	-	-	**3,997,985**
97 Clearing Centers	-	287,671	-	-	1,150,000	-	**1,437,671**
98 Company Balance Sheets	80,061,248	51,503,914	14,636,727	453,681	-	-	**146,655,570**
TOTAL Auxiliary Operations	**354,000,000**	**123,000,000**	**44,000,000**	**21,000,000**	**7,600,000**	**1,400,000**	**551,000,000**

Table 9. Summary of Expenditures for Federal and Trust Programs, 2021-2022

	UNL	UNMC	UNO	UNK	UNCA	Total
Federal Letter of Credit	151,944,884	159,300,000	87,968,430	34,729,977		**433,943,291**
Federal Advances	84,055,116	8,700,000	12,031,570	270,023	2,000,000	**107,056,709**
Trust Funds	148,000,000	264,000,000	42,000,000	15,000,000	10,000,000	**479,000,000**
Total Grants and Contracts	**384,000,000**	**432,000,000**	**142,000,000**	**50,000,000**	**12,000,000**	**1,020,000,000**

Chapter 3. Employee FTE Summary
Table 10. Budgeted Employee FTE - 2021-2022

Campus	Faculty	Academic Admin	Other Admin	Mgr/ Prof Staff	Office/ Service	Other Academic	Student Hourly & All Others	Total
Unrestricted Programs								
University of Nebraska - Lincoln	1,473.633	131.95	28.361	974.126	644.774	364.300	51.450	3,668.596
University of Nebraska Medical Center	703.726	28.94	16.857	379.567	485.764	212.842	5.990	1,833.683
University of Nebraska at Omaha	633.690	56.47	11.181	243.532	288.723	66.210	53.417	1,353.223
University of Nebraska at Kearney	305.350	23.76	27.118	125.426	156.186	18.480	27.020	683.337
Univ of Nebr Central Administration	0.400	4.01	36.480	240.216	45.550	0.000	3.247	329.903
TOTAL Unrestricted	3,116.799	245.13	119.997	1,962.867	1,620.997	661.832	141.124	7,868.742
Designated Programs								
University of Nebraska - Lincoln	63.064	2.59	7.950	432.238	228.970	43.170	26.640	804.622
University of Nebraska Medical Center	25.414	1.84	1.050	91.279	174.922	4.000	0.000	298.504
University of Nebraska at Omaha	2.520	0.47	1.959	103.098	37.260	1.650	12.620	159.577
University of Nebraska at Kearney	0.805	0.25	0.015	19.467	9.642	0.000	0.000	30.179
Univ of Nebr Central Administration	0.000	2.00	1.520	169.596	29.440	0.000	0.305	202.861
TOTAL Designated	91.803	7.15	12.494	815.678	480.234	48.820	39.565	1,495.743
Restricted Programs								
University of Nebraska - Lincoln	75.199	9.82	52.583	861.256	777.192	20.620	271.880	2,068.554
University of Nebraska Medical Center	1,005.080	4.97	8.779	798.636	478.064	110.885	0.000	2,406.415
University of Nebraska at Omaha	7.210	1.73	19.710	163.044	92.450	0.990	114.607	399.741
University of Nebraska at Kearney	16.300	1.69	16.867	72.843	68.578	2.310	86.961	265.552
Univ of Nebr Central Administration	0.000	0.74	6.000	46.154	11.100	0.000	0.000	63.994
TOTAL Restricted	1,103.789	18.96	103.939	1,941.933	1,427.384	134.805	473.448	5,204.256
Unrestricted and Designated/Restricted Programs								
University of Nebraska - Lincoln	1,611.896	144.37	88.894	2,267.620	1,650.936	428.090	349.970	6,541.772
University of Nebraska Medical Center	1,734.220	35.75	26.686	1,269.482	1,138.750	327.727	5.990	4,538.602
University of Nebraska at Omaha	643.420	58.67	32.850	509.674	418.433	68.850	180.644	1,912.541
University of Nebraska at Kearney	322.455	25.70	44.000	217.736	234.406	20.790	113.981	979.068
Univ of Nebr Central Administration	0.400	6.75	44.000	455.966	86.090	0.000	3.552	596.758
TOTAL Unrestricted/Designated/Restricted	4,312.391	271.23	236.430	4,720.478	3,528.615	845.457	654.137	14,568.741
University of Nebraska, excluding NCTA								
TOTAL Unrestricted	3,116.799	245.13	119.997	1,962.867	1,620.997	661.832	141.124	7,868.742
TOTAL Designated	91.803	7.15	12.494	815.678	480.234	48.820	39.565	1,495.743
TOTAL Restricted	1,103.789	18.96	103.939	1,941.933	1,427.384	134.805	473.448	5,204.256
GRAND TOTAL University of Nebraska	4,312.391	271.23	236.430	4,720.478	3,528.615	845.457	654.137	14,568.741
Nebraska College of Technical Agriculture								
TOTAL Unrestricted	17.015	2.00	0.000	11.900	9.700	0.000	0.000	40.615
TOTAL Designated	0.000	0.00	0.000	0.000	0.000	0.000	0.000	0.000
TOTAL Restricted	0.000	0.00	0.000	2.100	7.130	0.000	0.000	9.230
GRAND TOTAL NCTA	17.015	2.00	0.000	14.000	16.830	0.000	0.000	49.845
GRAND TOTAL U of N with NCTA	4,329.406	273.23	236.430	4,734.478	3,545.445	845.457	654.137	14,618.586

Table 11. UNL Unrestricted Subprograms, Employee FTE, 2021-2022

Subprogram Name and Number		Faculty	Academic Admin	Other Admin	Mgr/ Prof Staff	Office/ Service	Other Academic	Student Hourly & All Others	Total
Instruction, Research, Extension, and Public Service									
Academic Affairs	01	3.750	15.920	3.740	75.615	6.800	3.210	0.000	109.035
College of Architecture	02	23.070	5.000	0.000	8.000	1.000	7.360	0.000	44.430
College of Arts and Sciences	05	364.655	14.180	0.510	65.986	43.236	191.450	11.640	691.657
College of Business Administration	06	109.770	11.850	0.800	46.660	6.320	26.790	4.400	206.590
College of Fine and Performing Arts	07	76.570	7.000	2.000	20.357	8.800	24.000	0.000	138.727
College of Engineering and Technology	11	162.495	11.850	0.600	75.149	26.500	14.630	0.000	291.224
Research	12	2.000	1.550	1.000	26.872	7.738	0.000	0.000	39.160
College of Journalism and Mass Communication	14	35.000	2.000	0.000	11.653	1.000	1.150	0.380	51.183
College of Law	15	29.990	5.000	0.000	9.596	12.582	0.000	0.000	57.168
University Libraries	16	33.000	3.000	2.000	36.000	35.000	0.000	0.000	109.000
College of Education and Human Sciences	17	102.638	8.092	0.000	32.396	17.968	23.750	1.340	186.184
Academic Services & Enrollment Management	20	0.000	0.000	0.000	67.000	17.000	0.000	6.050	90.050
Other Instruction or Research	22	0.000	0.000	0.000	0.000	2.500	0.000	0.000	2.500
International Programs	24	0.000	0.000	0.000	11.342	1.000	0.000	0.000	12.342
Television and Radio	27	0.000	0.000	0.510	22.020	5.625	0.000	0.000	28.155
Museums and Art Gallery	28	0.000	1.000	1.000	22.994	4.850	0.000	0.490	30.334
General Expense	44	0.000	0.000	3.000	30.135	3.500	0.000	0.000	36.635
Innovation Campus	58	0.000	0.000	0.000	1.000	0.000	0.000	0.000	1.000
Plant Operations and Maintenance									
Facilities Mgmt & Planning	33	0.000	0.000	1.000	45.650	241.425	0.000	0.000	288.075
Administration and General Expense									
Executive Administration	41	0.000	2.000	5.946	10.500	1.000	0.000	0.000	19.446
Student Services	42	0.000	0.000	1.255	2.050	5.500	0.000	0.000	8.805
Business and Finance	43	0.000	0.000	4.000	74.561	70.010	0.500	0.000	149.071
Subtotal UNL (excluding IANR)		**942.938**	**88.442**	**27.361**	**695.536**	**519.354**	**292.840**	**24.300**	**2,590.771**
Institute of Agriculture and Natural Resources									
College of Ag Sciences and Natural Resources	61	101.910	9.670	0.000	26.510	12.790	14.170	8.210	173.260
Agriculture Research Division	62	172.920	16.440	0.000	112.950	64.810	52.800	16.270	436.190
Cooperative Extension Service	63	212.620	10.650	0.000	34.840	24.370	3.490	2.620	288.590
NE Innovation Campus	64	0.000	0.000	0.000	2.000	0.000	0.000	0.000	2.000
Nebraska Forest Service	65	6.320	0.000	1.000	10.500	4.750	0.000	0.000	22.570
Other IANR	66	36.925	5.000	0.000	85.370	18.700	0.000	0.050	146.045
IANR International Programs	68	0.000	1.750	0.000	6.420	0.000	1.000	0.000	9.170
Subtotal IANR Unrestricted		**530.695**	**43.510**	**1.000**	**278.590**	**125.420**	**71.460**	**27.150**	**1,077.825**
TOTAL Unrestricted		**1,473.633**	**131.952**	**28.361**	**974.126**	**644.774**	**364.300**	**51.450**	**3,668.596**

Table 12. UNL Designated Subprograms, Employee FTE, 2021-2022

Subprogram Name and Number		Faculty	Academic Admin	Other Admin	Mgr/ Prof Staff	Office/ Service	Other Academic	Student Hourly & All Others	Total
Revolving									
Academic Affairs	01	1.000	0.000	0.000	31.907	6.000	0.000	0.000	38.907
College of Arts and Sciences	05	6.040	1.000	0.000	25.524	10.499	22.670	6.360	72.093
College of Business Administration	06	0.000	0.000	0.000	1.800	0.700	0.000	0.550	3.050
College of Fine and Performing Arts	07	0.000	0.000	0.000	0.000	1.200	0.000	1.220	2.420
College of Engineering and Technology	11	1.910	0.090	0.000	12.000	12.000	0.000	0.000	26.000
Research	12	0.550	0.000	4.950	41.628	7.500	0.000	0.000	54.628
College of Law	15	2.000	0.000	0.000	0.404	0.000	0.000	0.000	2.404
University Libraries	16	0.000	0.000	0.000	1.000	0.000	0.000	0.000	1.000
College of Education and Human Sciences	17	22.164	0.000	0.000	10.099	5.108	0.000	1.550	38.921
Academic Services & Enrollment Management	20	0.000	0.000	0.000	58.200	14.000	0.000	0.000	72.200

International Programs	24	0.000	0.000	0.000	2.658	0.000	0.000	0.000	2.658
Television and Radio	27	0.000	0.000	0.000	62.500	5.500	0.000	0.000	68.000
Museums and Art Gallery	28	0.000	0.000	0.000	1.434	2.000	0.000	0.220	3.654
Center for Transformative Teaching	30	0.000	0.000	0.000	14.000	1.000	0.000	0.000	15.000
Facilities Mgmt & Planning	33	0.000	0.000	0.000	7.000	72.000	0.000	0.000	79.000
Executive Administration	41	0.000	0.000	0.000	0.500	0.000	0.000	0.000	0.500
Student Services	42	0.000	1.000	3.000	14.870	4.913	0.000	0.000	23.783
Business and Finance	43	0.000	0.000	0.000	1.484	15.590	0.000	0.000	17.074
General Expense	44	0.000	0.500	0.000	2.000	0.000	0.000	0.000	2.500
Innovation Campus	58	0.000	0.000	0.000	1.000	0.000	0.000	0.000	1.000
Subtotal UNL (excluding IANR)		**33.664**	**2.590**	**7.950**	**290.008**	**158.010**	**22.670**	**9.900**	**524.792**
Institute of Agriculture and Natural Resources - Revolvi									
College of Ag Sciences and Natural Resources	61	11.120	0.000	0.000	7.700	1.700	0.500	0.000	21.020
Agriculture Research Division	62	15.200	0.000	0.000	85.350	61.550	20.000	11.590	193.690
Cooperative Extension Service	63	3.080	0.000	0.000	35.100	6.590	0.000	3.400	48.170
NE Innovation Campus	64	0.000	0.000	0.000	1.000	0.000	0.000	0.000	1.000
Other IANR	66	0.000	0.000	0.000	7.000	1.120	0.000	1.750	9.870
IANR International Programs	68	0.000	0.000	0.000	6.080	0.000	0.000	0.000	6.080
Subtotal IANR Designated		**29.400**	**0.000**	**0.000**	**142.230**	**70.960**	**20.500**	**16.740**	**279.830**
TOTAL Designated		**63.064**	**2.590**	**7.950**	**432.238**	**228.970**	**43.170**	**26.640**	**804.622**

Table 13. UNL Restricted Subprograms, Employee FTE, 2021-2022

Subprogram Name and Number		Faculty	Academic Admin	Other Admin	Mgr/ Prof Staff	Office/ Service	Other Academic	Student Hourly & All Others	Total
Federal									
Academic Affairs	01	0.250	0.000	0.000	1.546	0.649	0.000	0.000	2.445
College of Arts and Sciences	05	7.890	0.000	0.000	19.650	1.750	0.000	0.000	29.290
College of Engineering and Technology	11	0.200	0.000	0.000	1.000	0.000	0.000	0.000	1.200
Research	12	0.000	0.000	0.000	7.100	1.500	0.000	0.000	8.600
University Libraries	16	0.700	0.000	0.000	0.400	0.800	0.000	0.000	1.900
College of Education and Human Sciences	17	3.537	0.150	0.000	13.763	0.596	0.000	0.000	18.046
Museums and Art Gallery	28	0.000	0.000	0.000	0.000	1.000	0.000	0.000	1.000
Student Services	42	0.000	0.000	0.745	15.430	1.000	0.000	0.000	17.175
Subtotal UNL (excluding IANR)		**12.577**	**0.150**	**0.745**	**58.889**	**7.295**	**0.000**	**0.000**	**79.656**
TOTAL Federal		**12.577**	**0.150**	**0.745**	**58.889**	**7.295**	**0.000**	**0.000**	**79.656**
Gifts, Grants, and Contracts									
Academic Affairs	01	0.000	0.000	0.000	8.000	1.000	0.000	0.000	9.000
College of Architecture	02	0.000	0.000	0.000	0.600	0.000	0.000	0.000	0.600
College of Arts and Sciences	05	1.000	1.000	2.000	37.754	6.490	0.000	0.000	48.244
College of Business Administration	06	0.900	1.200	0.490	6.254	0.480	0.000	0.000	9.324
College of Fine and Performing Arts	07	0.000	0.000	0.000	3.227	2.750	0.000	0.000	5.977
College of Engineering and Technology	11	2.000	0.000	0.000	3.000	1.000	0.000	0.000	6.000
Research	12	1.167	0.000	0.000	7.200	2.750	0.000	0.000	11.117
College of Law	15	2.000	1.000	0.000	1.500	1.503	0.000	0.000	6.003
University Libraries	16	1.600	0.000	0.000	1.600	0.000	0.000	0.000	3.200
College of Education and Human Sciences	17	6.745	0.600	0.500	28.022	6.096	0.000	0.000	41.963
Academic Services & Enrollment Management	20	0.000	0.000	0.000	11.000	0.000	0.000	0.000	11.000
Television and Radio	27	0.000	0.000	0.000	11.000	0.000	0.000	0.000	11.000
Museums and Art Gallery	28	0.000	0.000	0.500	11.437	2.070	0.000	0.000	14.007
Student Services	42	0.000	0.000	0.000	1.000	1.000	0.000	0.000	2.000
Agency Funds	74	0.000	0.000	0.000	9.746	3.000	0.000	0.000	12.746
Subtotal UNL (excluding IANR)		**15.412**	**3.800**	**3.490**	**141.340**	**28.139**	**0.000**	**0.000**	**192.181**
TOTAL Gifts, Grants, and Contracts		**15.412**	**3.800**	**3.490**	**141.340**	**28.139**	**0.000**	**0.000**	**192.181**
Auxiliary Enterprises									
Academic Affairs	01	0.000	0.140	0.000	1.963	0.000	0.000	0.850	2.953
College of Architecture	02	0.000	0.000	0.000	0.000	0.000	0.000	1.000	1.000

College of Arts and Sciences	05	0.000	0.000	0.000	0.000	1.000	0.000	0.000	1.000
College of Fine and Performing Arts	07	0.000	0.000	0.000	0.000	0.490	0.000	0.100	0.590
Research	12	0.000	0.000	1.000	18.900	18.500	0.000	0.000	38.400
College of Education and Human Sciences	17	7.590	0.684	2.060	7.400	2.000	2.620	0.220	22.574
International Programs	24	0.000	0.000	0.000	1.000	1.000	0.000	0.000	2.000
Museums and Art Gallery	28	0.000	0.000	0.000	4.746	1.000	0.000	0.200	5.946
Facilities Mgmt & Planning	33	0.000	0.000	0.000	18.350	34.400	0.000	0.000	52.750
Student Services	42	0.000	0.000	3.234	100.260	111.390	1.750	98.600	315.234
Business and Finance	43	0.000	0.000	0.000	21.900	57.300	0.000	4.830	84.030
Student Housing	75	0.000	0.000	1.000	82.600	328.650	0.000	160.580	572.830
Intercollegiate Athletics	77	1.780	0.000	33.000	237.973	65.450	0.000	0.000	338.203
Other Auxiliary Enterprises	79	0.000	0.000	0.054	27.875	8.500	0.000	4.000	40.429
Subtotal UNL (excluding IANR)		**9.370**	**0.824**	**40.348**	**522.967**	**629.680**	**4.370**	**270.380**	**1,477.939**
TOTAL Auxiliary Enterprises		**9.370**	**0.824**	**40.348**	**522.967**	**629.680**	**4.370**	**270.380**	**1,477.939**
Stores and Services									
Company Balance Sheets	98	0.000	0.000	8.000	36.000	5.548	0.000	0.000	49.548
TOTAL Stores and Services		**0.000**	**0.000**	**8.000**	**36.000**	**5.548**	**0.000**	**0.000**	**49.548**
IANR Federal									
College of Ag Sciences and Natural Resources	61	0.000	0.000	0.000	1.000	0.000	0.000	0.000	1.000
Agriculture Research Division	62	9.250	0.000	0.000	16.350	89.500	7.500	0.000	122.600
Cooperative Extension Service	63	8.140	0.250	0.000	17.350	1.770	1.000	0.000	28.510
Nebraska Forest Service	65	2.480	0.000	0.000	16.100	1.750	0.000	0.000	20.330
Subtotal IANR		**19.870**	**0.250**	**0.000**	**50.800**	**93.020**	**8.500**	**0.000**	**172.440**
TOTAL Federal		**19.870**	**0.250**	**0.000**	**50.800**	**93.020**	**8.500**	**0.000**	**172.440**
IANR Gifts, Grants, and Contracts									
College of Ag Sciences and Natural Resources	61	2.950	0.000	0.000	3.800	0.000	0.000	0.000	6.750
Agriculture Research Division	62	5.500	0.000	0.000	14.170	5.010	6.000	0.000	30.680
Cooperative Extension Service	63	6.500	0.500	0.000	11.400	0.500	0.000	0.000	18.900
Nebraska Forest Service	65	0.320	0.000	0.000	0.400	2.000	0.000	0.000	2.720
Other IANR	66	1.000	0.000	0.000	2.000	0.000	0.000	0.000	3.000
IANR International Programs	68	1.200	4.300	0.000	6.000	0.000	1.750	0.000	13.250
Subtotal IANR		**17.470**	**4.800**	**0.000**	**37.770**	**7.510**	**7.750**	**0.000**	**75.300**
TOTAL Gifts, Grants, and Contracts		**17.470**	**4.800**	**0.000**	**37.770**	**7.510**	**7.750**	**0.000**	**75.300**
IANR Auxiliary Enterprises									
Agriculture Research Division	62	0.000	0.000	0.000	8.490	4.500	0.000	0.000	12.990
Cooperative Extension Service	63	0.000	0.000	0.000	2.000	1.000	0.000	0.000	3.000
Nebraska Forest Service	65	0.000	0.000	0.000	0.000	0.500	0.000	0.000	0.500
Other IANR	66	0.500	0.000	0.000	3.000	0.000	0.000	1.500	5.000
Subtotal IANR		**0.500**	**0.000**	**0.000**	**13.490**	**6.000**	**0.000**	**1.500**	**21.490**
TOTAL Auxiliary Enterprises		**0.500**	**0.000**	**0.000**	**13.490**	**6.000**	**0.000**	**1.500**	**21.490**
TOTAL Restricted		**75.199**	**9.824**	**52.583**	**861.256**	**777.192**	**20.620**	**271.880**	**2,068.554**

Table 13b. UNL Unrestricted and Designated/Restricted Programs, 2021-2022

Subprogram Name and Number	Faculty	Academic Admin	Other Admin	Mgr/ Prof Staff	Office/ Service	Other Academic	Student Hourly & All Others	Total
TOTAL Unrestricted	**1,473.633**	**131.952**	**28.361**	**974.126**	**644.774**	**364.300**	**51.450**	**3,668.596**
TOTAL Designated	**63.064**	**2.590**	**7.950**	**432.238**	**228.970**	**43.170**	**26.640**	**804.622**
TOTAL Restricted	**75.199**	**9.824**	**52.583**	**861.256**	**777.192**	**20.620**	**271.880**	**2,068.554**
GRAND TOTAL University of Nebraska - Lincoln	**1,611.896**	**144.366**	**88.894**	**2,267.620**	**1,650.936**	**428.090**	**349.970**	**6,541.772**

Table 14. NCTA Unrestricted Subprograms, Employee FTE, 2021-2022

Subprogram Name and Number		Faculty	Academic Admin	Other Admin	Mgr/ Prof Staff	Office/ Service	Other Academic	Student Hourly & All Others	Total
Nebraska College of Technical Agriculture									
Nebraska College of Technical Agriculture	67	17.015	2.000	0.000	11.900	9.700	0.000	0.000	40.615
TOTAL Unrestricted		**17.015**	**2.000**	**0.000**	**11.900**	**9.700**	**0.000**	**0.000**	**40.615**

Table 16. NCTA Restricted Subprograms, Employee FTE, 2021-2022

Subprogram Name and Number		Faculty	Academic Admin	Other Admin	Mgr/ Prof Staff	Office/ Service	Other Academic	Student Hourly & All Others	Total
Auxiliary Enterprises									
Nebraska College of Technical Agriculture	67	0.000	0.000	0.000	2.100	7.130	0.000	0.000	9.230
TOTAL Auxiliary Enterprises		**0.000**	**0.000**	**0.000**	**2.100**	**7.130**	**0.000**	**0.000**	**9.230**
TOTAL Restricted		**0.000**	**0.000**	**0.000**	**2.100**	**7.130**	**0.000**	**0.000**	**9.230**

Table 16b. NCTA Unrestricted and Designated/Restricted Programs, 2021-2022

Subprogram Name and Number	Faculty	Academic Admin	Other Admin	Mgr/ Prof Staff	Office/ Service	Other Academic	Student Hourly & All Others	Total
TOTAL Unrestricted	**17.015**	**2.000**	**0.000**	**11.900**	**9.700**	**0.000**	**0.000**	**40.615**
TOTAL Designated	**0.000**	**0.000**	**0.000**	**0.000**	**0.000**	**0.000**	**0.000**	**0.000**
TOTAL Restricted	**0.000**	**0.000**	**0.000**	**2.100**	**7.130**	**0.000**	**0.000**	**9.230**
GRAND TOTAL NCTA	**17.015**	**2.000**	**0.000**	**14.000**	**16.830**	**0.000**	**0.000**	**49.845**

Table 17. UNMC Unrestricted Subprograms, Employee FTE, 2021-2022

Subprogram Name and Number		Faculty	Academic Admin	Other Admin	Mgr/ Prof Staff	Office/ Service	Other Academic	Student Hourly & All Others	Total
Instruction, Research, Extension, and Public Service									
Academic Affairs and Research	01	2.780	6.524	1.600	45.906	12.940	1.000	1.500	72.250
College of Allied Health	04	56.518	1.508	1.000	5.830	16.686	1.000	0.000	82.542
College of Dentistry	09	63.623	3.485	0.975	6.540	18.820	0.000	0.000	93.443
Graduate Studies and Research	12	1.486	2.189	1.000	15.053	7.156	0.000	1.000	27.884
McGoogan Health Sciences Library	16	16.050	0.950	0.000	1.000	7.000	0.000	0.000	25.000
College of Nursing	18	133.208	1.000	0.000	31.489	17.140	0.000	1.000	183.837
Eppley Research Institute	19	10.351	0.000	0.000	7.150	6.350	0.000	0.000	23.851
College of Pharmacy	20	37.952	1.700	0.000	3.650	6.179	6.600	0.000	56.081
Other Instruction or Research	22	0.000	0.000	1.000	9.300	7.000	0.000	0.000	17.300
Instruction Budget Adjustments	25	1.000	0.000	0.000	0.000	0.000	0.000	0.000	1.000
Rural Health Education Network	30	3.878	0.119	1.500	1.563	1.515	0.000	0.930	9.505
Research Initiative	32	1.447	0.000	0.000	13.888	0.245	4.333	0.000	19.913
General Expense	44	0.000	0.000	0.000	14.700	2.000	0.000	0.000	16.700
College of Medicine	51	82.686	5.202	0.169	27.395	34.095	183.443	0.000	332.990
College of Medicine	52	117.469	1.203	0.000	27.323	58.638	1.000	0.000	205.633
College of Medicine	53	107.411	2.085	0.000	27.016	32.531	5.200	0.000	174.243
College of Public Health	54	39.072	0.000	2.945	16.170	9.799	0.291	0.000	68.277
Tobacco Fund Research	57	4.010	0.000	0.000	9.354	0.000	1.500	0.000	14.864
UNMC/Eppley Center Cancer Research & Care	71	0.437	0.401	0.000	3.010	0.250	0.000	0.000	4.098
CHRI	72	2.463	0.000	0.000	3.010	0.000	1.675	0.000	7.148
Plant Operations and Maintenance									
Physical Plant Administration	33	0.000	0.000	0.218	9.566	90.288	0.000	1.500	101.572
Other Plant Operations & Maintenance	38	0.000	0.000	0.000	3.000	96.000	0.000	0.000	99.000
Administration and General Expense									
Academic Computing Support	29	1.000	0.000	0.000	14.140	0.000	0.000	0.000	15.140
Executive Administration	41	0.000	1.400	1.250	3.000	3.000	0.000	0.000	8.650
Student Services	42	0.398	0.000	1.000	15.170	2.800	0.000	0.060	19.428
Business and Finance	43	0.000	0.786	4.200	58.312	44.028	2.000	0.000	109.326
University Hospital and Other Patient Services									
Munroe-Meyer State Support	82	20.487	0.385	0.000	7.032	11.304	4.800	0.000	44.008
TOTAL Unrestricted		**703.726**	**28.937**	**16.857**	**379.567**	**485.764**	**212.842**	**5.990**	**1,833.683**

Table 18. UNMC Designated Subprograms, Employee FTE, 2021-2022

Subprogram Name and Number		Faculty	Academic Admin	Other Admin	Mgr/ Prof Staff	Office/ Service	Other Academic	Student Hourly & All Others	Total
Revolving									
Academic Affairs and Research	01	0.923	0.000	1.000	18.720	2.000	0.000	0.000	22.643
College of Allied Health	04	6.718	1.839	0.000	3.497	6.444	0.000	0.000	18.498
Continuing Studies and Public Services	26	0.016	0.000	0.000	15.212	10.800	0.000	0.000	26.028
Business and Finance	43	0.000	0.000	0.000	7.000	2.750	0.000	0.000	9.750
Anatomical Board	58	0.000	0.000	0.000	1.425	0.100	0.000	0.000	1.525
Patient Revenue Activities									
Munroe-Meyer Institute	55	7.610	0.000	0.000	32.748	68.300	3.000	0.000	111.658
Dental Clinic	56	7.477	0.000	0.050	8.110	83.528	1.000	0.000	100.165
Instruction, Research, Extension, and Public Service									
Tobacco Fund Research	57	2.670	0.000	0.000	4.567	1.000	0.000	0.000	8.237
TOTAL Designated		**25.414**	**1.839**	**1.050**	**91.279**	**174.922**	**4.000**	**0.000**	**298.504**

Table 19. UNMC Restricted Subprograms, Employee FTE, 2021-2022

Subprogram Name and Number		Faculty	Academic Admin	Other Admin	Mgr/ Prof Staff	Office/ Service	Other Academic	Student Hourly & All Others	Total
Federal									
College of Allied Health	04	0.447	0.000	0.000	0.800	0.366	0.000	0.000	1.613
College of Dentistry	09	1.035	0.015	0.000	1.780	0.000	0.000	0.000	2.830
Graduate Studies and Research	12	1.991	0.179	0.193	3.925	1.250	0.000	0.000	7.538
College of Nursing	18	5.364	0.000	0.000	4.727	0.600	0.000	0.000	10.691
Eppley Research Institute	19	20.085	0.249	0.000	21.556	2.350	11.553	0.000	55.793
College of Pharmacy	20	14.235	0.000	0.000	4.218	0.300	9.075	0.000	27.828
College of Medicine	51	56.206	0.000	0.000	27.059	2.590	16.629	0.000	102.484
College of Medicine	52	36.810	0.147	0.050	25.957	11.343	10.356	0.000	84.663
College of Medicine	53	22.101	0.613	0.021	19.070	3.522	20.334	0.000	65.661
College of Public Health	54	6.227	0.000	0.000	3.715	0.000	1.500	0.000	11.442
Munroe-Meyer Institute	55	12.731	0.515	0.000	13.184	2.580	1.400	0.000	30.410
CHRI	72	1.740	0.000	0.000	5.859	0.000	0.000	0.000	7.599
TOTAL Federal		**178.972**	**1.718**	**0.264**	**131.850**	**24.901**	**70.847**	**0.000**	**408.552**
Gifts, Grants, and Contracts									
Academic Affairs and Research	01	0.000	0.000	0.000	6.000	0.000	0.000	0.000	6.000
College of Allied Health	04	2.901	0.000	0.000	1.753	0.492	0.000	0.000	5.146
College of Dentistry	09	3.394	0.000	0.286	1.800	0.402	0.000	0.000	5.882
Graduate Studies and Research	12	5.856	0.000	0.000	5.125	2.250	2.600	0.000	15.831
College of Nursing	18	6.280	0.000	0.000	1.950	1.656	0.000	0.000	9.886
Eppley Research Institute	19	1.969	0.335	0.000	5.033	0.150	2.500	0.000	9.987
College of Pharmacy	20	4.252	0.000	0.000	4.700	0.000	2.450	0.000	11.402
Executive Administration	41	0.000	0.015	0.000	0.000	0.000	0.000	0.000	0.015
Student Services	42	0.000	0.000	0.000	0.000	0.264	0.000	0.000	0.264
Business and Finance	43	0.000	0.000	0.000	1.000	0.000	0.000	0.000	1.000
General Expense	44	0.000	0.000	0.000	2.000	0.000	0.000	0.000	2.000
College of Medicine	51	30.902	0.250	0.000	15.236	5.068	9.300	0.000	60.756
College of Medicine	52	66.348	0.231	0.000	57.690	22.603	4.000	0.000	150.872
College of Medicine	53	156.332	0.000	0.000	72.570	71.867	4.184	0.000	304.953
College of Public Health	54	18.236	0.025	0.141	21.678	3.451	1.667	0.000	45.198
Munroe-Meyer Institute	55	19.784	0.000	0.000	59.619	14.480	1.500	0.000	95.383
UNMC/Eppley Center Cancer Research & Care	71	1.330	0.000	0.000	10.240	1.900	1.333	0.000	14.803
CHRI	72	4.175	0.000	0.000	10.326	1.450	0.000	0.000	15.951
Anatomical Board	74	0.000	0.000	0.000	1.425	0.000	0.000	0.000	1.425
College of Medicine Clinical	83	309.724	0.612	0.095	56.308	49.837	3.000	0.000	419.576
College of Medicine Clinical	84	166.487	1.619	0.000	14.851	52.444	2.000	0.000	237.401
TOTAL Gifts, Grants, and Contracts		**797.970**	**3.087**	**0.522**	**349.304**	**228.314**	**34.534**	**0.000**	**1,413.731**
Auxiliary Enterprises									
Academic Affairs and Research	01	0.990	0.000	0.900	10.735	4.350	0.000	0.000	16.975
College of Allied Health	04	5.207	0.000	0.000	3.169	0.248	0.000	0.000	8.624
College of Dentistry	09	0.930	0.000	0.000	1.200	4.250	0.000	0.000	6.380
Graduate Studies and Research	12	0.752	0.000	0.855	49.773	5.250	0.000	0.000	56.630
McGoogan Health Sciences Library	16	0.000	0.000	0.000	0.000	2.000	0.000	0.000	2.000
College of Nursing	18	0.000	0.000	0.000	8.000	3.000	0.000	0.000	11.000
Eppley Research Institute	19	0.300	0.000	0.000	0.441	0.000	0.000	0.000	0.741
College of Pharmacy	20	0.930	0.000	0.000	3.495	1.061	2.550	0.000	8.036
Other Instruction or Research	22	0.000	0.000	0.000	1.000	0.000	0.000	0.000	1.000
International Programs	24	0.000	0.000	0.100	3.900	0.000	0.000	0.000	4.000
Academic Computing Support	29	0.000	0.000	0.000	11.750	5.200	0.000	0.000	16.950
Physical Plant Administration	33	0.000	0.000	1.449	36.784	76.973	0.000	0.000	115.206
Student Services	42	0.300	0.000	0.000	3.050	3.916	0.000	0.000	7.266
Business and Finance	43	1.033	0.074	1.000	26.985	29.512	0.000	0.000	58.604
General Expense	44	0.000	0.000	0.000	4.000	2.700	0.000	0.000	6.700
College of Medicine	51	2.039	0.000	1.000	17.640	20.370	0.654	0.000	41.703

College of Medicine	52	0.136	0.000	0.000	23.041	5.050	0.000	0.000	28.227
College of Medicine	53	1.353	0.000	0.000	11.112	3.983	0.000	0.000	16.448
College of Public Health	54	1.886	0.000	0.000	4.819	2.600	0.000	0.000	9.305
Munroe-Meyer Institute	55	10.082	0.000	0.000	54.128	27.586	2.300	0.000	94.096
Dental Clinic	56	0.000	0.000	0.000	0.000	1.200	0.000	0.000	1.200
CHRI	72	0.200	0.000	0.000	18.210	0.000	0.000	0.000	18.410
TOTAL Auxiliary Enterprises		**26.138**	**0.074**	**5.304**	**293.232**	**199.249**	**5.504**	**0.000**	**529.501**
Stores and Services									
Stores/Services	96	0.000	0.000	2.000	19.600	19.600	0.000	0.000	41.200
Clearing Centers	97	1.699	0.092	0.000	0.000	0.000	0.000	0.000	1.791
Company Balance Sheets	98	0.301	0.000	0.689	4.650	6.000	0.000	0.000	11.640
TOTAL Stores and Services		**2.000**	**0.092**	**2.689**	**24.250**	**25.600**	**0.000**	**0.000**	**54.631**
TOTAL Restricted		**1,005.080**	**4.971**	**8.779**	**798.636**	**478.064**	**110.885**	**0.000**	**2,406.415**

Table 19b. UNMC Unrestricted and Designated/Restricted Programs, 2021-2022

Subprogram Name and Number	Faculty	Academic Admin	Other Admin	Mgr/ Prof Staff	Office/ Service	Other Academic	Student Hourly & All Others	Total
TOTAL Unrestricted	**703.726**	**28.937**	**16.857**	**379.567**	**485.764**	**212.842**	**5.990**	**1,833.683**
TOTAL Designated	**25.414**	**1.839**	**1.050**	**91.279**	**174.922**	**4.000**	**0.000**	**298.504**
TOTAL Restricted	**1,005.080**	**4.971**	**8.779**	**798.636**	**478.064**	**110.885**	**0.000**	**2,406.415**
GRAND TOTAL University of Nebraska Medical Center	**1,734.220**	**35.747**	**26.686**	**1,269.482**	**1,138.750**	**327.727**	**5.990**	**4,538.602**

Table 20. UNO Unrestricted Subprograms, Employee FTE, 2021-2022

Subprogram Name and Number		Faculty	Academic Admin	Other Admin	Mgr/ Prof Staff	Office/ Service	Other Academic	Student Hourly & All Others	Total
Instruction, Research, Extension, and Public Service									
Academic Affairs	01	0.500	6.760	0.000	9.000	3.000	0.000	0.000	19.260
College of Public Affairs and Community Services	03	77.190	5.000	0.000	20.420	11.530	9.400	2.030	125.570
College of Arts and Sciences	05	196.890	12.640	0.000	12.680	22.940	23.760	7.280	276.190
College of Business Administration	06	63.000	6.520	0.000	24.730	8.000	1.330	4.810	108.390
College of Communication, Fine Arts and Media	07	84.080	5.600	0.000	15.080	8.990	2.320	2.640	118.710
College of Information Science and Technology	08	55.040	4.300	0.000	9.430	1.000	5.320	3.810	78.900
College of Education	10	92.680	7.540	0.000	11.970	18.000	9.320	0.810	140.320
Graduate Studies	12	0.000	1.710	0.000	7.890	1.950	13.770	0.360	25.680
Criss Library	16	11.000	2.000	0.000	12.000	12.000	0.000	10.867	47.867
Summer Sessions	21	27.750	0.000	0.000	0.000	0.000	0.000	0.000	27.750
Other Instruction or Research	22	25.050	1.000	2.000	5.860	4.760	0.330	0.020	39.020
International Programs	24	0.510	0.400	0.000	5.000	1.900	0.000	0.000	7.810
Continuing Studies	26	0.000	1.000	0.000	7.250	2.500	0.000	1.620	12.370
Distance Education	30	0.000	0.000	0.000	2.510	0.000	0.000	0.000	2.510
General Expense	44	0.000	0.000	0.000	16.710	5.750	0.000	0.000	22.460
Plant Operations and Maintenance									
Physical Plant Administration	33	0.000	0.000	0.000	11.500	117.000	0.000	2.320	130.820
Administration and General Expense									
Executive Administration	41	0.000	2.000	0.200	1.000	3.000	0.000	0.390	6.590
Student Success	42	0.000	0.000	4.581	44.650	19.710	0.660	9.120	78.721
Business and Finance	43	0.000	0.000	4.400	27.852	46.693	0.000	7.340	86.285
TOTAL Unrestricted		**633.690**	**56.470**	**11.181**	**245.532**	**288.723**	**66.210**	**53.417**	**1,355.223**

Table 21. UNO Designated Subprograms, Employee FTE, 2021-2022

Subprogram Name and Number		Faculty	Academic Admin	Other Admin	Mgr/ Prof Staff	Office/ Service	Other Academic	Student Hourly & All Others	Total
Revolving									
College of Public Affairs and Community Services	03	0.220	0.000	0.000	4.820	3.090	0.000	0.410	8.540
College of Arts and Sciences	05	0.370	0.410	0.000	7.440	2.730	0.000	0.000	10.950
College of Business Administration	06	0.000	0.000	0.000	14.330	4.000	0.330	0.200	18.860
College of Communication, Fine Arts and Media	07	0.660	0.000	0.000	6.150	1.820	0.000	0.300	8.930
College of Information Science and Technology	08	0.000	0.000	0.000	6.500	0.000	0.000	0.000	6.500
College of Education	10	1.270	0.060	0.000	3.400	0.000	0.000	0.220	4.950
Graduate Studies	12	0.000	0.000	0.000	2.110	5.800	0.000	1.090	9.000
Criss Library	16	0.000	0.000	0.000	0.500	1.000	0.000	0.000	1.500
Other Instruction or Research	22	0.000	0.000	0.167	5.490	3.240	0.330	1.580	10.807
International Programs	24	0.000	0.000	0.000	5.000	0.660	0.000	0.510	6.170
Continuing Studies	26	0.000	0.000	0.000	3.750	0.250	0.000	0.470	4.470
Distance Education	30	0.000	0.000	0.000	0.690	2.150	0.000	0.000	2.840
Student Success	42	0.000	0.000	1.792	39.428	12.520	0.990	7.730	62.460
Business and Finance	43	0.000	0.000	0.000	3.490	0.000	0.000	0.110	3.600
TOTAL Designated		**2.520**	**0.470**	**1.959**	**103.098**	**37.260**	**1.650**	**12.620**	**159.577**

Table 22. UNO Restricted Subprograms, Employee FTE, 2021-2022

Subprogram Name and Number		Faculty	Academic Admin	Other Admin	Mgr/ Prof Staff	Office/ Service	Other Academic	Student Hourly & All Others	Total
Federal									
Academic Affairs	01	0.000	1.000	0.000	4.000	0.000	0.000	0.000	5.000
College of Public Affairs and Community Services	03	0.000	0.000	0.000	2.000	0.000	0.000	0.000	2.000
College of Business Administration	06	0.000	0.480	0.000	13.540	1.000	0.000	0.000	15.020

College of Education	10	2.000	0.000	0.000	4.000	0.000	0.000	0.000	6.000
International Programs	24	0.000	0.000	0.000	0.000	2.050	0.000	0.000	2.050
Student Success	42	0.000	0.000	0.000	4.580	1.000	0.000	0.000	5.580
TOTAL Federal		**2.000**	**1.480**	**0.000**	**28.120**	**4.050**	**0.000**	**0.000**	**35.650**
Gifts, Grants, and Contracts									
Academic Affairs	01	1.300	0.000	0.000	9.000	1.000	0.000	0.000	11.300
College of Public Affairs and Community Services	03	1.200	0.000	0.000	5.260	1.380	0.000	0.000	7.840
College of Arts and Sciences	05	1.000	0.000	0.000	6.470	2.340	0.000	0.000	9.810
College of Communication, Fine Arts and Media	07	0.220	0.000	0.000	1.000	0.000	0.000	0.000	1.220
College of Information Science and Technology	08	0.000	0.250	0.000	1.000	0.000	0.000	0.000	1.250
College of Education	10	1.490	0.000	1.000	4.000	0.000	0.000	0.000	6.490
Other Instruction or Research	22	0.000	0.000	0.000	2.000	1.000	0.000	0.000	3.000
Student Success	42	0.000	0.000	2.000	3.000	0.000	0.000	0.000	5.000
TOTAL Gifts, Grants, and Contracts		**5.210**	**0.250**	**3.000**	**31.730**	**5.720**	**0.000**	**0.000**	**45.910**
Auxiliary Enterprises									
Graduate Studies	12	0.000	0.000	0.000	1.000	0.000	0.000	0.000	1.000
Physical Plant Administration	33	0.000	0.000	0.000	1.000	9.550	0.000	3.110	13.660
Student Success	42	0.000	0.000	0.000	27.444	51.980	0.990	83.777	164.191
Business and Finance	43	0.000	0.000	0.000	1.000	3.250	0.000	1.130	5.380
General Expense	44	0.000	0.000	0.000	3.260	3.400	0.000	0.450	7.110
Student Housing	75	0.000	0.000	0.460	7.350	5.000	0.000	5.770	18.580
Intercollegiate Athletics	77	0.000	0.000	16.250	47.030	7.500	0.000	6.060	76.840
Arena	78	0.000	0.000	0.000	13.910	2.000	0.000	14.310	30.220
TOTAL Auxiliary Enterprises		**0.000**	**0.000**	**16.710**	**101.994**	**82.680**	**0.990**	**114.607**	**316.981**
Stores and Services									
Company Balance Sheets	98	0.000	0.000	0.000	1.200	0.000	0.000	0.000	1.200
TOTAL Stores and Services		**0.000**	**0.000**	**0.000**	**1.200**	**0.000**	**0.000**	**0.000**	**1.200**
TOTAL Restricted		**7.210**	**1.730**	**19.710**	**163.044**	**92.450**	**0.990**	**114.607**	**399.741**

Table 22b. UNO Unrestricted and Designated/Restricted Programs, 2021-2022

Subprogram Name and Number	Faculty	Academic Admin	Other Admin	Mgr/ Prof Staff	Office/ Service	Other Academic	Student Hourly & All Others	Total
TOTAL Unrestricted	**633.690**	**56.470**	**11.181**	**243.532**	**288.723**	**66.210**	**53.417**	**1,353.223**
TOTAL Designated	**2.520**	**0.470**	**1.959**	**103.098**	**37.260**	**1.650**	**12.620**	**159.577**
TOTAL Restricted	**7.210**	**1.730**	**19.710**	**163.044**	**92.450**	**0.990**	**114.607**	**399.741**
GRAND TOTAL University of Nebraska at Omaha	**643.420**	**58.670**	**32.850**	**509.674**	**418.433**	**68.850**	**180.644**	**1,912.541**

Table 23. UNK Unrestricted Subprograms, Employee FTE, 2021-2022

Subprogram Name and Number		Faculty	Academic Admin	Other Admin	Mgr/ Prof Staff	Office/ Service	Other Academic	Student Hourly & All Others	Total
Instruction, Research, Extension, and Public Service									
Academic Affairs	01	0.350	1.250	1.000	4.000	12.978	0.000	0.020	19.598
College of Business Administration	06	53.500	3.500	0.000	4.500	6.625	0.000	3.710	71.835
College of Education	10	67.700	5.300	0.000	5.393	9.431	0.000	2.450	90.274
College of Graduate Studies	12	0.000	1.750	1.000	3.686	2.500	16.170	0.000	25.106
University Libraries	16	7.000	1.000	0.000	8.000	7.750	0.000	3.920	27.670
Summer Sessions	21	13.530	0.000	0.000	0.000	0.000	0.000	0.000	13.530
Other Instruction or Research	22	0.000	1.900	0.000	5.746	1.150	0.000	0.390	9.186
International Programs	24	0.000	0.000	1.000	6.000	0.500	0.000	0.000	7.500
Continuing Studies and Public Services	26	5.670	0.000	0.000	0.500	0.000	0.000	0.000	6.170
Museums and Art Gallery	28	0.000	0.000	0.000	0.645	0.000	0.000	0.360	1.005
College of Arts & Sciences	35	157.600	7.750	0.000	10.800	16.190	0.330	9.460	202.130
General Expense	44	0.000	0.000	1.719	10.449	1.181	0.000	0.220	13.569
Plant Operations and Maintenance									
Physical Plant Administration	33	0.000	0.000	0.611	3.249	66.617	0.000	1.340	71.817
Administration and General Expense									
Executive Administration	41	0.000	0.939	1.000	1.000	1.000	0.000	0.000	3.939
Student Affairs	42	0.000	0.368	6.351	31.015	16.914	0.000	4.140	58.788
Business and Finance	43	0.000	0.000	3.437	8.602	11.350	0.000	1.010	24.399
Intercollegiate Athletics	77	0.000	0.000	11.000	21.841	2.000	1.980	0.000	36.821
TOTAL Unrestricted		**305.350**	**23.757**	**27.118**	**125.426**	**156.186**	**18.480**	**27.020**	**683.337**

Table 24. UNK Designated Subprograms, Employee FTE, 2021-2022

Subprogram Name and Number		Faculty	Academic Admin	Other Admin	Mgr/ Prof Staff	Office/ Service	Other Academic	Student Hourly & All Others	Total
Revolving									
Academic Affairs	01	0.305	0.000	0.000	0.260	0.000	0.000	0.000	0.565
College of Education	10	0.500	0.000	0.000	0.000	0.569	0.000	0.000	1.069
College of Graduate Studies	12	0.000	0.000	0.000	0.000	1.000	0.000	0.000	1.000
Other Instruction or Research	22	0.000	0.000	0.000	0.584	0.450	0.000	0.000	1.034
International Programs	24	0.000	0.000	0.000	3.500	0.500	0.000	0.000	4.000
Continuing Studies and Public Services	26	0.000	0.250	0.000	11.765	3.000	0.000	0.000	15.015
Student Affairs	42	0.000	0.000	0.015	3.173	2.248	0.000	0.000	5.436
Business and Finance	43	0.000	0.000	0.000	0.185	0.000	0.000	0.000	0.185
General Expense	44	0.000	0.000	0.000	0.000	1.875	0.000	0.000	1.875
TOTAL Designated		**0.805**	**0.250**	**0.015**	**19.467**	**9.642**	**0.000**	**0.000**	**30.179**

Table 25. UNK Restricted Subprograms, Employee FTE, 2021-2022

Subprogram Name and Number		Faculty	Academic Admin	Other Admin	Mgr/ Prof Staff	Office/ Service	Other Academic	Student Hourly & All Others	Total
Federal									
Student Aid	23	0.000	0.000	0.000	0.306	0.000	0.000	0.000	0.306
Student Affairs	42	0.000	0.000	0.000	3.016	1.457	0.000	0.000	4.473
TOTAL Federal		**0.000**	**0.000**	**0.000**	**3.322**	**1.457**	**0.000**	**0.000**	**4.779**
Gifts, Grants, and Contracts									
Academic Affairs	01	1.000	0.000	0.000	3.000	1.000	0.000	0.000	5.000
College of Natural and Social Sciences	05	1.000	0.000	0.000	0.000	0.000	0.000	0.000	1.000
College of Education	10	1.000	0.000	0.000	1.000	0.000	0.000	0.000	2.000
Other Instruction or Research	22	0.000	0.000	0.000	5.480	1.150	0.000	0.000	6.630

Museums and Art Gallery	28	0.000	0.000	0.000	0.355	0.000	0.000	0.000	0.355
College of Arts & Sciences	35	0.000	0.000	0.000	1.000	0.060	0.000	0.000	1.060
Executive Administration	41	0.000	0.061	0.000	0.000	0.000	0.000	0.000	0.061
Business and Finance	43	0.000	0.000	0.000	0.500	0.000	0.000	0.000	0.500
TOTAL Gifts, Grants, and Contracts		**3.000**	**0.061**	**0.000**	**11.335**	**2.210**	**0.000**	**0.000**	**16.606**
Auxiliary Enterprises									
Academic Computing Support	29	0.000	0.000	0.000	0.700	0.000	0.000	0.000	0.700
Physical Plant Administration	33	0.000	0.000	0.389	0.751	28.202	0.000	6.610	35.952
Student Affairs	42	0.000	1.632	0.634	22.677	5.672	0.330	64.157	95.102
Business and Finance	43	0.000	0.000	3.563	3.898	25.900	0.000	1.483	34.844
General Expense	44	0.000	0.000	0.281	1.713	1.637	0.000	0.000	3.631
Intercollegiate Athletics	77	0.000	0.000	11.000	24.447	2.000	1.980	0.040	39.467
TOTAL Auxiliary Enterprises		**0.000**	**1.632**	**15.867**	**54.186**	**63.411**	**2.310**	**72.290**	**209.696**
Stores and Services									
Company Balance Sheets	98	0.000	0.000	1.000	4.000	1.500	0.000	0.000	6.500
Income Activity	99	13.300	0.000	0.000	0.000	0.000	0.000	14.671	27.971
TOTAL Stores and Services		**13.300**	**0.000**	**1.000**	**4.000**	**1.500**	**0.000**	**14.671**	**34.471**
TOTAL Restricted		**16.300**	**1.693**	**16.867**	**72.843**	**68.578**	**2.310**	**86.961**	**265.552**

Table 25b. UNK Unrestricted and Designated/Restricted Programs, 2021-2022

Subprogram Name and Number	Faculty	Academic Admin	Other Admin	Mgr/ Prof Staff	Office/ Service	Other Academic	Student Hourly & All Others	Total
TOTAL Unrestricted	**305.350**	**23.757**	**27.118**	**125.426**	**156.186**	**18.480**	**27.020**	**683.337**
TOTAL Designated	**0.805**	**0.250**	**0.015**	**19.467**	**9.642**	**0.000**	**0.000**	**30.179**
TOTAL Restricted	**16.300**	**1.693**	**16.867**	**72.843**	**68.578**	**2.310**	**86.961**	**265.552**
GRAND TOTAL University of Nebraska at Kearney	**322.455**	**25.700**	**44.000**	**217.736**	**234.406**	**20.790**	**113.981**	**979.068**

Table 26. UNCA Unrestricted Subprograms, Employee FTE, 2021-2022

Subprogram Name and Number		Faculty	Academic Admin	Other Admin	Mgr/ Prof Staff	Office/ Service	Other Academic	Student Hourly & All Others	Total
Instruction, Research, Extension, and Public Service									
EPSCoR	31	0.000	0.150	0.000	0.400	0.400	0.000	0.000	0.950
Research Initiative	32	0.000	0.000	0.000	0.500	0.000	0.000	0.000	0.500
Buffett Early Childhood Institute	47	0.000	0.860	2.000	1.500	2.000	0.000	0.000	6.360
NU Online	48	0.000	0.000	0.800	10.523	0.000	0.000	0.000	11.323
Procure-to-Pay (P2P)	49	0.000	0.000	1.000	19.221	21.740	0.000	0.247	42.208
Plant Operations and Maintenance									
Facilities Management & Planning	33	0.000	0.000	1.000	6.500	0.100	0.000	0.000	7.600
Administration and General Expense									
Information Technology Services	29	0.400	0.000	9.080	117.222	12.060	0.000	1.500	140.262
System Administration	41	0.000	3.000	21.600	29.550	8.200	0.000	1.500	63.850
Nebraska Student Information System	42	0.000	0.000	0.000	19.500	0.000	0.000	0.000	19.500
SAP Activity	45	0.000	0.000	0.000	25.250	0.000	0.000	0.000	25.250
General Administration	46	0.000	0.000	1.000	10.050	1.050	0.000	0.000	12.100
TOTAL Unrestricted		**0.400**	**4.010**	**36.480**	**240.216**	**45.550**	**0.000**	**3.247**	**329.903**

Table 27. UNCA Designated Subprograms, Employee FTE, 2021-2022

Subprogram Name and Number		Faculty	Academic Admin	Other Admin	Mgr/ Prof Staff	Office/ Service	Other Academic	Student Hourly & All Others	Total
Revolving									
Information Technology Services	29	0.000	0.000	0.520	107.786	14.440	0.000	0.305	123.051
Distance Education	30	0.000	2.000	0.000	18.266	5.000	0.000	0.000	25.266
Facilities Management & Planning	33	0.000	0.000	1.000	37.000	10.000	0.000	0.000	48.000
Procure-to-Pay (P2P)	49	0.000	0.000	0.000	6.544	0.000	0.000	0.000	6.544
TOTAL Designated		**0.000**	**2.000**	**1.520**	**169.596**	**29.440**	**0.000**	**0.305**	**202.861**

Table 28. UNCA Restricted Subprograms, Employee FTE, 2021-2022

Subprogram Name and Number		Faculty	Academic Admin	Other Admin	Mgr/ Prof Staff	Office/ Service	Other Academic	Student Hourly & All Others	Total
Federal									
EPSCoR	31	0.000	0.600	0.000	1.600	1.600	0.000	0.000	3.800
TOTAL Federal		**0.000**	**0.600**	**0.000**	**1.600**	**1.600**	**0.000**	**0.000**	**3.800**
Gifts, Grants, and Contracts									
System Administration	41	0.000	0.000	0.000	0.500	0.000	0.000	0.000	0.500
General Administration	46	0.000	0.000	0.000	2.000	0.000	0.000	0.000	2.000
Buffett Early Childhood Institute	47	0.000	0.140	5.000	38.000	6.000	0.000	0.000	49.140
Agency Funds	74	0.000	0.000	1.000	1.000	0.000	0.000	0.000	2.000
TOTAL Gifts, Grants, and Contracts		**0.000**	**0.140**	**6.000**	**41.500**	**6.000**	**0.000**	**0.000**	**53.640**
Auxiliary Enterprises									
Information Technology Services	29	0.000	0.000	0.000	3.054	3.500	0.000	0.000	6.554
TOTAL Auxiliary Enterprises		**0.000**	**0.000**	**0.000**	**3.054**	**3.500**	**0.000**	**0.000**	**6.554**
TOTAL Restricted		**0.000**	**0.740**	**6.000**	**46.154**	**11.100**	**0.000**	**0.000**	**63.994**

Table 28b. UNCA Unrestricted and Designated/Restricted Programs, 2021-2022

Subprogram Name and Number	Faculty	Academic Admin	Other Admin	Mgr/ Prof Staff	Office/ Service	Other Academic	Student Hourly & All Others	Total
TOTAL Unrestricted	**0.400**	**4.010**	**36.480**	**240.216**	**45.550**	**0.000**	**3.247**	**329.903**
TOTAL Designated	**0.000**	**2.000**	**1.520**	**169.596**	**29.440**	**0.000**	**0.305**	**202.861**
TOTAL Restricted	**0.000**	**0.740**	**6.000**	**46.154**	**11.100**	**0.000**	**0.000**	**63.994**
GRAND TOTAL Univ of Nebr Central Administration	**0.400**	**6.750**	**44.000**	**455.966**	**86.090**	**0.000**	**3.552**	**596.758**

EXPENDITURE SUMMARY
2021-2022 GENERAL OPERATING BUDGET
UNIVERSITY OF NEBRASKA
INCLUDING NCTA

UNIVERSITY TOTAL

		UNRESTRICTED	DESIGNATED AND/OR RESTRICTED					
ACCOUNT	**DESCRIPTION**	**STATE AND UNIVERSITY GENERATED**	**CASH**	**REVOLVING**	**FEDERAL**	**AUXILIARIES AND SERVICES**	**TRUST**	**TOTAL**
511000	FACULTY							
	Professor	108,721,679	251,639	1,212,820	7,572,745	766,256	18,722,802	137,247,941
	Associate Professor	82,659,527	544,275	1,019,096	3,515,998	910,877	15,389,097	104,038,870
	Assistant Professor	78,242,008	2,613,778	1,529,561	4,866,830	1,399,255	28,252,100	116,903,532
	Instructor	9,499,395	519,533	20,000	2,431,936	397,227	2,972,709	15,840,800
	Other	62,191,009	-66,295	1,949,757	3,365,509	193,698	6,957,254	74,590,932
	SUBTOTAL FACULTY	**341,313,618**	**3,862,930**	**5,731,234**	**21,753,018**	**3,667,313**	**72,293,962**	**448,622,075**
512100	Other Administrators	52,706,969	1,459,128	1,732,253	774,011	26,476,298	3,074,346	86,223,005
512000	Chairpersons	16,366,920	38,648	52,751	384,134	10,000	2,142,977	18,995,430
513000	Managerial/Professional	134,782,117	8,030,886	40,729,319	15,087,470	70,790,332	39,042,848	308,462,972
514000	Clerical/Technical/Service	67,432,852	5,848,312	12,259,225	5,352,012	38,188,160	12,513,931	141,594,492
515000	Other Academic	33,728,779	1,068,473	1,660,059	3,895,787	872,962	2,133,414	43,359,474
516000	Student Wages	4,100,884	0	3,031,501	308,563	9,913,041	135,140	17,489,129
517000	Supplemental Salaries & Wages	8,798,183	12,154	784,824	0	2,047,684	0	11,642,845
	SUBTOTAL NONFACULTY	**317,916,704**	**16,457,601**	**60,249,932**	**25,801,977**	**148,298,477**	**59,042,656**	**627,767,347**
	SUBTOTAL SALARIES & WAGES	**659,230,322**	**20,320,531**	**65,981,166**	**47,554,995**	**151,965,790**	**131,336,618**	**1,076,389,422**
519100	Retirement Contribution	37,821,711	687,891	3,879,288	1,802,230	7,266,954	5,517,781	56,975,855
519200	FICA Contribution	38,845,334	753,069	4,850,138	2,588,917	8,192,895	6,871,818	62,102,171
519300	Health Insurance Contribution	82,407,914	1,445,966	10,821,966	5,879,050	19,245,843	16,567,558	136,368,297
519400	Life Insurance Contribution	816,987	10,659	69,318	47,782	120,137	131,415	1,196,298
519700	Unemployment Compensation	165,000	0	5,550	763	19,180	1,560	192,053
519800	Workers Compensation	2,519,456	24,099	311,919	190,352	976,462	642,251	4,664,539
	SUBTOTAL BENEFITS	**162,576,402**	**2,921,684**	**19,938,179**	**10,509,094**	**35,821,471**	**29,732,383**	**261,499,213**
	TOTAL PERSONAL SERVICES	**821,806,724**	**23,242,215**	**85,919,345**	**58,064,089**	**187,787,261**	**161,069,001**	**1,337,888,635**
521000	Operating Expense	137,017,882	62,474,235	43,333,884	362,584,468	329,427,679	277,343,344	1,212,181,492
529000	Utilities	47,752,342	0	3,600	0	2,865,685	0	50,621,627
530000	Supplies & Materials	6,981,663	5,879,471	13,705,059	1,768,000	5,280,743	3,819,491	37,434,427
540000	Travel	2,223,593	5,594	1,146,217	335,700	3,343,086	158,000	7,212,190
550000	Capital Outlay	5,177,960	3,798,485	6,605,211	148,000	2,266,738	240,000	18,236,394
560000	Government Aid	1,215,564	0	930,684	118,099,743	1,505,456	36,370,164	158,121,611
570000	Cost of Goods Sold	0	0	1,406,000	0	18,523,352	0	19,929,352
	TOTAL NET OPERATING EXPENSES	**200,369,004**	**72,157,785**	**67,130,655**	**482,935,911**	**363,212,739**	**317,930,999**	**1,503,737,093**
	UNIVERSITY TOTAL	**1,022,175,728**	**95,400,000**	**153,050,000**	**541,000,000**	**551,000,000**	**479,000,000**	**2,841,625,728**

REVENUE SUMMARY
2021-2022 GENERAL OPERATING BUDGET
UNIVERSITY OF NEBRASKA
INCLUDING NCTA

UNIVERSITY TOTAL

		UNRESTRICTED	DESIGNATED AND/OR RESTRICTED					
ACCOUNT	**DESCRIPTION**	**STATE AND UNIVERSITY GENERATED**	**CASH**	**REVOLVING**	**FEDERAL**	**AUXILIARIES AND SERVICES**	**TRUST**	**TOTAL**
410000	State Appropriation	632,042,647	0	0	0	0	0	632,042,647
TOTAL STATE SUPPORT		**632,042,647**	**0**	**0**	**0**	**0**	**0**	**632,042,647**
450000	Sales and Services	0	0	0	5,324,046	0	0	5,324,046
460000	Restricted Revenue	0	0	0	501,354,809	0	0	501,354,809
461000	Federal Grants & Contract	0	0	0	1,456,145	0	0	1,456,145
490000	Other Revenues	0	0	0	32,865,000	0	0	32,865,000
TOTAL FEDERAL FUND		**0**	**0**	**0**	**541,000,000**	**0**	**0**	**541,000,000**
442100	Institutional Student Fee	0	0	4,916,251	0	0	0	4,916,251
442500	Student Transcript Fees	0	0	131,132	0	0	0	131,132
442810	Other Student Fees	0	0	45,431,806	0	12,788,120	0	58,219,926
450000	Sales and Services	0	0	128,210,655	0	519,243,873	0	647,454,528
459950	Sales & Services/Offset -	0	0	-25,797,504	0	-6,449,200	0	-32,246,704
460000	Restricted Revenue	0	0	0	0	622,906	0	622,906
461000	Federal Grants & Contract	0	0	132,660	0	13,207	0	145,867
464000	Private Gifts & Contracts	0	0	25,000	0	24,781,094	0	24,806,094
TOTAL REVOLVING FUND		**0**	**0**	**153,050,000**	**0**	**551,000,000**	**0**	**704,050,000**
442810	Other Student Fees	0	0	0	0	0	160,000	160,000
460000	Restricted Revenue	0	0	0	0	0	478,003,015	478,003,015
461000	Federal Grants & Contract	0	0	0	0	0	650,000	650,000
464000	Private Gifts & Contracts	0	0	0	0	0	186,985	186,985
TOTAL TRUST FUND		**0**	**0**	**0**	**0**	**0**	**479,000,000**	**479,000,000**
441100	Undergraduate Resident	192,277,567	0	0	0	0	0	192,277,567
441110	Undergraduate Nonresident	158,349,393	0	0	0	0	0	158,349,393
441120	Undergraduate Audit	2,498	0	0	0	0	0	2,498
441200	Graduate Resident	27,849,475	0	0	0	0	0	27,849,475
441210	Graduate Nonresident	55,434,355	0	0	0	0	0	55,434,355
441300	Off-Campus Undergraduate	65,217,560	0	0	0	0	0	65,217,560
441320	Offutt Undergraduate	224,701	0	0	0	0	0	224,701
441600	Professional Resident	34,978,034	0	0	0	0	0	34,978,034
441610	Professional Nonresident	21,253,426	0	0	0	0	0	21,253,426
441995	Tuition Transfer Program	-6,144,062	0	0	0	0	0	-6,144,062
TOTAL GROSS TUITION		**549,442,947**	**0**	**0**	**0**	**0**	**0**	**549,442,947**
441001	Tuition Adjustments	-6,363,738	0	0	0	0	0	-6,363,738
441990	Tuition Remissions	-187,428,250	0	0	0	0	0	-187,428,250
441991	Tuition Remissions	15,143,422	0	0	0	0	0	15,143,422
TOTAL TUITION OFFSETS		**-178,648,566**	**0**	**0**	**0**	**0**	**0**	**-178,648,566**
SUBTOTAL NET TUITION (CASH)		**370,794,381**	**0**	**0**	**0**	**0**	**0**	**370,794,381**

REVENUE SUMMARY
2021-2022 GENERAL OPERATING BUDGET
UNIVERSITY OF NEBRASKA
INCLUDING NCTA

UNIVERSITY TOTAL

		UNRESTRICTED	DESIGNATED AND/OR RESTRICTED					
ACCOUNT	**DESCRIPTION**	**STATE AND UNIVERSITY GENERATED**	**CASH**	**REVOLVING**	**FEDERAL**	**AUXILIARIES AND SERVICES**	**TRUST**	**TOTAL**
442100	Institutional Student Fee	716,195	0	0	0	0	0	716,195
442310	Application Fees - Gradua	291,359	0	0	0	0	0	291,359
442420	Change of Schedule Fees	838,449	0	0	0	0	0	838,449
442710	Graduation Processing Fee	36,600	0	0	0	0	0	36,600
442800	Late Payment Fees	1,086,613	0	0	0	0	0	1,086,613
442810	Other Student Fees	674,905	0	0	0	0	0	674,905
SUBTOTAL STUDENT FEES		**3,644,121**	**0**	**0**	**0**	**0**	**0**	**3,644,121**
430000	Invest Loan/Endowment	7,041,000	0	0	0	0	0	7,041,000
450000	Sales and Services	0	26,700,000	0	0	0	0	26,700,000
461900	Indirect Costs-Federal	2,965,000	68,700,000	0	0	0	0	71,665,000
490000	Other Revenues	14,350,000	0	0	0	0	0	14,350,000
490100	Misc Cash Income	318,000	0	0	0	0	0	318,000
490200	Misc Other Income	2,020,579	0	0	0	0	0	2,020,579
833428	U-Wide Debt Svc & Admin S	-11,000,000	0	0	0	0	0	-11,000,000
SUBTOTAL OTHER CASH		**15,694,579**	**95,400,000**	**0**	**0**	**0**	**0**	**114,738,700**
TOTAL CASH FUND		**390,133,081**	**95,400,000**	**0**	**0**	**0**	**0**	**485,533,081**
TOTAL REVENUE		**1,022,175,728**	**95,400,000**	**153,050,000**	**541,000,000**	**551,000,000**	**479,000,000**	**2,841,625,728**

EXPENDITURE SUMMARY
2021-2022 GENERAL OPERATING BUDGET
UNIVERSITY OF NEBRASKA
EXCLUDING NCTA

UNIVERSITY TOTAL

		UNRESTRICTED	DESIGNATED AND/OR RESTRICTED					
ACCOUNT	**DESCRIPTION**	**STATE AND UNIVERSITY GENERATED**	**CASH**	**REVOLVING**	**FEDERAL**	**AUXILIARIES AND SERVICES**	**TRUST**	**TOTAL**
511000	FACULTY							
	Professor	108,617,416	251,639	1,212,820	7,572,745	766,256	18,722,802	137,143,678
	Associate Professor	82,164,487	544,275	1,019,096	3,515,998	910,877	15,389,097	103,543,830
	Assistant Professor	77,759,701	2,613,778	1,529,561	4,866,830	1,399,255	28,252,100	116,421,225
	Instructor	9,499,395	519,533	20,000	2,431,936	397,227	2,972,709	15,840,800
	Other	61,733,305	-66,295	1,949,757	3,365,509	193,698	6,957,254	74,133,228
	SUBTOTAL FACULTY	**339,774,304**	**3,862,930**	**5,731,234**	**21,753,018**	**3,667,313**	**72,293,962**	**447,082,761**
512100	Other Administrators	52,377,372	1,459,128	1,732,253	774,011	26,476,298	3,074,346	85,893,408
512000	Chairpersons	16,366,920	38,648	52,751	384,134	10,000	2,142,977	18,995,430
513000	Managerial/Professional	134,219,987	8,030,886	40,729,319	15,087,470	70,704,343	39,042,848	307,814,853
514000	Clerical/Technical/Service	67,064,818	5,848,312	12,259,225	5,352,012	37,984,270	12,513,931	141,022,568
515000	Other Academic	33,728,779	1,068,473	1,660,059	3,895,787	872,962	2,133,414	43,359,474
516000	Student Wages	4,046,722	0	3,027,160	308,563	9,892,486	135,140	17,410,071
517000	Supplemental Salaries & Wages	8,798,183	12,154	784,824	0	2,047,684	0	11,642,845
	SUBTOTAL NONFACULTY	**316,602,781**	**16,457,601**	**60,245,591**	**25,801,977**	**147,988,043**	**59,042,656**	**626,138,649**
	SUBTOTAL SALARIES & WAGES	**656,377,085**	**20,320,531**	**65,976,825**	**47,554,995**	**151,655,356**	**131,336,618**	**1,073,221,410**
519100	Retirement Contribution	37,635,206	687,891	3,879,288	1,802,230	7,255,469	5,517,781	56,777,865
519200	FICA Contribution	38,641,873	753,069	4,850,112	2,588,917	8,171,475	6,871,818	61,877,264
519300	Health Insurance Contribution	81,994,748	1,445,966	10,821,836	5,879,050	19,179,409	16,567,558	135,888,567
519400	Life Insurance Contribution	814,161	10,659	69,318	47,782	119,826	131,415	1,193,161
519700	Unemployment Compensation	165,000	0	5,550	763	19,180	1,560	192,053
519800	Workers Compensation	2,508,992	24,099	311,898	190,352	974,975	642,251	4,652,567
	SUBTOTAL BENEFITS	**161,759,980**	**2,921,684**	**19,938,002**	**10,509,094**	**35,720,334**	**29,732,383**	**260,581,477**
	TOTAL PERSONAL SERVICES	**818,137,065**	**23,242,215**	**85,914,827**	**58,064,089**	**187,375,690**	**161,069,001**	**1,333,802,887**
521000	Operating Expense	136,586,819	62,474,235	42,688,402	362,584,468	328,439,250	277,343,344	1,210,116,518
529000	Utilities	47,232,113	0	3,600	0	2,865,685	0	50,101,398
530000	Supplies & Materials	6,981,663	5,879,471	13,705,059	1,768,000	5,280,743	3,819,491	37,434,427
540000	Travel	2,223,593	5,594	1,146,217	335,700	3,343,086	158,000	7,212,190
550000	Capital Outlay	5,177,960	3,798,485	6,605,211	148,000	2,266,738	240,000	18,236,394
560000	Government Aid	1,215,564	0	930,684	118,099,743	1,505,456	36,370,164	158,121,611
570000	Cost of Goods Sold	0	0	1,406,000	0	18,523,352	0	19,929,352
	TOTAL NET OPERATING EXPENSES	**199,417,712**	**72,157,785**	**66,485,173**	**482,935,911**	**362,224,310**	**317,930,999**	**1,501,151,890**
	UNIVERSITY TOTAL	**1,017,554,777**	**95,400,000**	**152,400,000**	**541,000,000**	**549,600,000**	**479,000,000**	**2,834,954,777**

REVENUE SUMMARY
2021-2022 GENERAL OPERATING BUDGET
UNIVERSITY OF NEBRASKA
EXCLUDING NCTA

UNIVERSITY TOTAL

		UNRESTRICTED	DESIGNATED AND/OR RESTRICTED					
ACCOUNT	**DESCRIPTION**	**STATE AND UNIVERSITY GENERATED**	**CASH**	**REVOLVING**	**FEDERAL**	**AUXILIARIES AND SERVICES**	**TRUST**	**TOTAL**
410000	State Appropriation	628,412,933	0	0	0	0	0	628,412,933
TOTAL STATE SUPPORT		**628,412,933**	**0**	**0**	**0**	**0**	**0**	**628,412,933**
450000	Sales and Services	0	0	0	5,324,046	0	0	5,324,046
460000	Restricted Revenue	0	0	0	501,354,809	0	0	501,354,809
461000	Federal Grants & Contract	0	0	0	1,456,145	0	0	1,456,145
490000	Other Revenues	0	0	0	32,865,000	0	0	32,865,000
TOTAL FEDERAL FUND		**0**	**0**	**0**	**541,000,000**	**0**	**0**	**541,000,000**
442100	Institutional Student Fee	0	0	4,916,251	0	0	0	4,916,251
442500	Student Transcript Fees	0	0	131,132	0	0	0	131,132
442810	Other Student Fees	0	0	45,431,806	0	12,788,120	0	58,219,926
450000	Sales and Services	0	0	127,560,655	0	517,843,873	0	645,404,528
459950	Sales & Services/Offset -	0	0	-25,797,504	0	-6,449,200	0	-32,246,704
460000	Restricted Revenue	0	0	0	0	622,906	0	622,906
461000	Federal Grants & Contract	0	0	132,660	0	13,207	0	145,867
464000	Private Gifts & Contracts	0	0	25,000	0	24,781,094	0	24,806,094
TOTAL REVOLVING FUND		**0**	**0**	**152,400,000**	**0**	**549,600,000**	**0**	**702,000,000**
442810	Other Student Fees	0	0	0	0	0	160,000	160,000
460000	Restricted Revenue	0	0	0	0	0	478,003,015	478,003,015
461000	Federal Grants & Contract	0	0	0	0	0	650,000	650,000
464000	Private Gifts & Contracts	0	0	0	0	0	186,985	186,985
TOTAL TRUST FUND		**0**	**0**	**0**	**0**	**0**	**479,000,000**	**479,000,000**
441100	Undergraduate Resident	191,423,951	0	0	0	0	0	191,423,951
441110	Undergraduate Nonresident	158,131,761	0	0	0	0	0	158,131,761
441120	Undergraduate Audit	2,498	0	0	0	0	0	2,498
441200	Graduate Resident	27,849,475	0	0	0	0	0	27,849,475
441210	Graduate Nonresident	55,434,355	0	0	0	0	0	55,434,355
441300	Off-Campus Undergraduate	65,217,560	0	0	0	0	0	65,217,560
441320	Offutt Undergraduate	224,701	0	0	0	0	0	224,701
441600	Professional Resident	34,978,034	0	0	0	0	0	34,978,034
441610	Professional Nonresident	21,253,426	0	0	0	0	0	21,253,426
441995	Tuition Transfer Program	-6,144,062	0	0	0	0	0	-6,144,062
TOTAL GROSS TUITION		**548,371,699**	**0**	**0**	**0**	**0**	**0**	**548,371,699**
441001	Tuition Adjustments	-6,334,997	0	0	0	0	0	-6,334,997
441990	Tuition Remissions	-187,376,980	0	0	0	0	0	-187,376,980
441991	Tuition Remissions	15,143,422	0	0	0	0	0	15,143,422
TOTAL TUITION OFFSETS		**-178,568,555**	**0**	**0**	**0**	**0**	**0**	**-178,568,555**
SUBTOTAL NET TUITION (CASH)		**369,803,144**	**0**	**0**	**0**	**0**	**0**	**369,803,144**

REVENUE SUMMARY
2021-2022 GENERAL OPERATING BUDGET
UNIVERSITY OF NEBRASKA
EXCLUDING NCTA

UNIVERSITY TOTAL

		UNRESTRICTED	DESIGNATED AND/OR RESTRICTED					
ACCOUNT	**DESCRIPTION**	**STATE AND UNIVERSITY GENERATED**	**CASH**	**REVOLVING**	**FEDERAL**	**AUXILIARIES AND SERVICES**	**TRUST**	**TOTAL**
442100	Institutional Student Fee	716,195	0	0	0	0	0	716,195
442310	Application Fees - Gradua	291,359	0	0	0	0	0	291,359
442420	Change of Schedule Fees	838,449	0	0	0	0	0	838,449
442710	Graduation Processing Fee	36,600	0	0	0	0	0	36,600
442800	Late Payment Fees	1,086,613	0	0	0	0	0	1,086,613
442810	Other Student Fees	674,905	0	0	0	0	0	674,905
SUBTOTAL STUDENT FEES		**3,644,121**	**0**	**0**	**0**	**0**	**0**	**3,644,121**
430000	Invest Loan/Endowment	7,041,000	0	0	0	0	0	7,041,000
450000	Sales and Services	0	26,700,000	0	0	0	0	26,700,000
461900	Indirect Costs-Federal	2,965,000	68,700,000	0	0	0	0	71,665,000
490000	Other Revenues	14,350,000	0	0	0	0	0	14,350,000
490100	Misc Cash Income	318,000	0	0	0	0	0	318,000
490200	Misc Other Income	2,020,579	0	0	0	0	0	2,020,579
833428	U-Wide Debt Svc & Admin S	-11,000,000	0	0	0	0	0	-11,000,000
SUBTOTAL OTHER CASH		**15,694,579**	**95,400,000**	**0**	**0**	**0**	**0**	**114,738,700**
TOTAL CASH FUND		**389,141,844**	**95,400,000**	**0**	**0**	**0**	**0**	**484,541,844**
TOTAL REVENUE		**1,017,554,777**	**95,400,000**	**152,400,000**	**541,000,000**	**549,600,000**	**479,000,000**	**2,834,954,777**

EXPENDITURE SUMMARY
2021-2022 GENERAL OPERATING BUDGET
UNIVERSITY OF NEBRASKA - LINCOLN
INCLUDING IANR

CAMPUS TOTAL

		UNRESTRICTED	DESIGNATED AND/OR RESTRICTED					
ACCOUNT	**DESCRIPTION**	**STATE AND UNIVERSITY GENERATED**	**CASH**	**REVOLVING**	**FEDERAL**	**AUXILIARIES AND SERVICES**	**TRUST**	**TOTAL**
511000	FACULTY							
	Professor	63,512,117	0	1,174,754	767,554	178,979	2,699,439	68,332,843
	Associate Professor	43,154,300	9,135	961,368	829,656	184,718	505,166	45,644,343
	Assistant Professor	39,312,653	0	1,529,561	564,446	106,346	1,236,065	42,749,071
	Instructor	0	0	0	19,878	0	46,381	66,259
	Other	29,255,892	0	828,055	1,697,611	147,844	3,686,382	35,615,784
	SUBTOTAL FACULTY	**175,234,962**	**9,135**	**4,493,738**	**3,879,145**	**617,887**	**8,173,433**	**192,408,300**
512100	Other Administrators	22,440,271	904,031	861,110	110,713	22,095,583	866,283	47,277,991
512000	Chairpersons	7,603,976	0	16,458	0	0	1,060,233	8,680,667
513000	Managerial/Professional	60,750,962	2,643,346	22,007,907	5,494,419	45,087,662	9,570,074	145,554,370
514000	Clerical/Technical/Service	27,070,312	0	8,972,547	3,956,706	24,351,864	1,281,623	65,633,052
515000	Other Academic	16,282,847	0	1,570,213	419,101	527,748	404,932	19,204,841
516000	Student Wages	2,399,663	0	1,151,758	0	7,826,862	1,000	11,379,283
517000	Supplemental Salaries & Wages	946,586	0	213,507	0	666,278	0	1,826,371
	SUBTOTAL NONFACULTY	**137,494,617**	**3,547,377**	**34,793,500**	**9,980,939**	**100,555,997**	**13,184,145**	**299,556,575**
	SUBTOTAL SALARIES & WAGES	**312,729,579**	**3,556,512**	**39,287,238**	**13,860,084**	**101,173,884**	**21,357,578**	**491,964,875**
519100	Retirement Contribution	18,451,181	0	2,440,845	644,431	4,890,813	914,220	27,341,490
519200	FICA Contribution	18,240,115	0	3,099,684	951,463	5,569,626	1,108,648	28,969,536
519300	Health Insurance Contribution	37,156,127	0	7,039,062	2,118,851	11,721,374	2,517,180	60,552,594
519400	Life Insurance Contribution	274,728	0	44,997	14,259	71,780	18,680	424,444
519700	Unemployment Compensation	85,000	0	4,974	763	14,180	1,560	106,477
519800	Workers Compensation	1,194,816	0	184,747	27,049	663,268	74,454	2,144,334
	SUBTOTAL BENEFITS	**75,401,967**	**0**	**12,814,309**	**3,756,816**	**22,931,041**	**4,634,742**	**119,538,875**
	TOTAL PERSONAL SERVICES	**388,131,546**	**3,556,512**	**52,101,547**	**17,616,900**	**124,104,925**	**25,992,320**	**611,503,750**
521000	Operating Expense	38,020,997	21,843,488	15,834,755	218,378,400	222,594,032	122,007,680	638,679,352
529000	Utilities	26,175,013	0	3,600	0	765,531	0	26,944,144
530000	Supplies & Materials	39,329	0	185,000	0	0	0	224,329
540000	Travel	1,198,725	0	822,417	4,700	844,108	0	2,869,950
550000	Capital Outlay	2,770,661	3,600,000	6,052,681	0	1,080,236	0	13,503,578
560000	Government Aid	759,143	0	0	0	0	0	759,143
570000	Cost of Goods Sold	0	0	0	0	4,611,168	0	4,611,168
	TOTAL NET OPERATING EXPENSES	**68,963,868**	**25,443,488**	**22,898,453**	**218,383,100**	**229,895,075**	**122,007,680**	**687,591,664**
	CAMPUS TOTAL	**457,095,414**	**29,000,000**	**75,000,000**	**236,000,000**	**354,000,000**	**148,000,000**	**1,299,095,414**

REVENUE SUMMARY
2021-2022 GENERAL OPERATING BUDGET
UNIVERSITY OF NEBRASKA - LINCOLN
INCLUDING IANR

CAMPUS TOTAL

7/28/21 8:58:41AM

		UNRESTRICTED	DESIGNATED AND/OR RESTRICTED					
ACCOUNT	**DESCRIPTION**	**STATE AND UNIVERSITY GENERATED**	**CASH**	**REVOLVING**	**FEDERAL**	**AUXILIARIES AND SERVICES**	**TRUST**	**TOTAL**
410000	State Appropriation	264,451,097	0	0	0	0	0	264,451,097
TOTAL STATE SUPPORT		**264,451,097**	**0**	**0**	**0**	**0**	**0**	**264,451,097**
450000	Sales and Services	0	0	0	5,324,046	0	0	5,324,046
460000	Restricted Revenue	0	0	0	230,675,954	0	0	230,675,954
TOTAL FEDERAL FUND		**0**	**0**	**0**	**236,000,000**	**0**	**0**	**236,000,000**
442810	Other Student Fees	0	0	4,731,503	0	6,000,000	0	10,731,503
450000	Sales and Services	0	0	96,066,001	0	324,275,780	0	420,341,781
459950	Sales & Services/Offset -	0	0	-25,797,504	0	-575,780	0	-26,373,284
464000	Private Gifts & Contracts	0	0	0	0	24,300,000	0	24,300,000
TOTAL REVOLVING FUND		**0**	**0**	**75,000,000**	**0**	**354,000,000**	**0**	**429,000,000**
460000	Restricted Revenue	0	0	0	0	0	148,000,000	148,000,000
TOTAL TRUST FUND		**0**	**0**	**0**	**0**	**0**	**148,000,000**	**148,000,000**
441100	Undergraduate Resident	116,849,028	0	0	0	0	0	116,849,028
441110	Undergraduate Nonresident	138,791,791	0	0	0	0	0	138,791,791
441200	Graduate Resident	11,307,606	0	0	0	0	0	11,307,606
441210	Graduate Nonresident	40,326,765	0	0	0	0	0	40,326,765
441600	Professional Resident	3,185,731	0	0	0	0	0	3,185,731
441610	Professional Nonresident	5,439,117	0	0	0	0	0	5,439,117
TOTAL GROSS TUITION		**315,900,038**	**0**	**0**	**0**	**0**	**0**	**315,900,038**
441001	Tuition Adjustments	-2,851,650	0	0	0	0	0	-2,851,650
441990	Tuition Remissions	-137,037,058	0	0	0	0	0	-137,037,058
441991	Tuition Remissions	13,547,314	0	0	0	0	0	13,547,314
TOTAL TUITION OFFSETS		**-126,341,394**	**0**	**0**	**0**	**0**	**0**	**-126,341,394**
SUBTOTAL NET TUITION (CASH)		**189,558,644**	**0**	**0**	**0**	**0**	**0**	**189,558,644**
442100	Institutional Student Fee	281,655	0	0	0	0	0	281,655
442310	Application Fees - Gradua	162,929	0	0	0	0	0	162,929
442420	Change of Schedule Fees	838,449	0	0	0	0	0	838,449
442800	Late Payment Fees	336,813	0	0	0	0	0	336,813
442810	Other Student Fees	524,905	0	0	0	0	0	524,905
SUBTOTAL STUDENT FEES		**2,144,751**	**0**	**0**	**0**	**0**	**0**	**2,144,751**
430000	Invest Loan/Endowment	2,900,000	0	0	0	0	0	2,900,000
461900	Indirect Costs-Federal	700,000	29,000,000	0	0	0	0	29,700,000
490000	Other Revenues	3,000,000	0	0	0	0	0	3,000,000
490100	Misc Cash Income	250,000	0	0	0	0	0	250,000
490200	Misc Other Income	149	0	0	0	0	0	149
833428	U-Wide Debt Svc & Admin S	-5,909,227	0	0	0	0	0	-5,909,227
SUBTOTAL OTHER CASH		**940,922**	**29,000,000**	**0**	**0**	**0**	**0**	**32,085,673**
TOTAL CASH FUND		**192,644,317**	**29,000,000**	**0**	**0**	**0**	**0**	**221,644,317**

REVENUE SUMMARY
2021-2022 GENERAL OPERATING BUDGET
UNIVERSITY OF NEBRASKA - LINCOLN
INCLUDING IANR

CAMPUS TOTAL

7/28/21 8:58:41AM

		UNRESTRICTED	DESIGNATED AND/OR RESTRICTED					
ACCOUNT	DESCRIPTION	STATE AND UNIVERSITY GENERATED	CASH	REVOLVING	FEDERAL	AUXILIARIES AND SERVICES	TRUST	TOTAL
TOTAL REVENUE		457,095,414	29,000,000	75,000,000	236,000,000	354,000,000	148,000,000	1,299,095,414

EXPENDITURE SUMMARY
2021-2022 GENERAL OPERATING BUDGET
UNIVERSITY OF NEBRASKA - LINCOLN
EXCLUDING IANR AND NCTA

CAMPUS TOTAL

		UNRESTRICTED	DESIGNATED AND/OR RESTRICTED					
ACCOUNT	**DESCRIPTION**	**STATE AND UNIVERSITY GENERATED**	**CASH**	**REVOLVING**	**FEDERAL**	**AUXILIARIES AND SERVICES**	**TRUST**	**TOTAL**
511000	FACULTY							
	Professor	41,180,063	0	429,986	315,371	95,571	1,796,956	43,817,947
	Associate Professor	28,867,472	9,135	440,047	213,296	184,718	193,191	29,907,859
	Assistant Professor	28,568,744	0	624,573	261,030	106,346	846,630	30,407,323
	Instructor	0	0	0	19,878	0	46,381	66,259
	Other	26,326,239	0	830,029	207,726	241,057	168,057	27,773,108
	SUBTOTAL FACULTY	**124,942,518**	**9,135**	**2,324,635**	**1,017,301**	**627,692**	**3,051,215**	**131,972,496**
512100	Other Administrators	17,843,359	904,031	861,110	79,475	22,095,583	866,283	42,649,841
512000	Chairpersons	3,845,967	0	0	0	0	194,059	4,040,026
513000	Managerial/Professional	44,344,215	2,643,346	14,648,603	2,921,322	44,151,162	7,702,231	116,410,879
514000	Clerical/Technical/Service	21,933,446	0	6,202,983	266,870	24,092,816	988,931	53,485,046
515000	Other Academic	11,977,057	0	534,936	0	527,748	0	13,039,741
516000	Student Wages	1,690,262	0	758,439	0	7,785,912	1,000	10,235,613
517000	Supplemental Salaries & Wages	946,586	0	188,507	0	666,278	0	1,801,371
	SUBTOTAL NONFACULTY	**102,580,892**	**3,547,377**	**23,194,578**	**3,267,667**	**99,319,499**	**9,752,504**	**241,662,517**
	SUBTOTAL SALARIES & WAGES	**227,523,410**	**3,556,512**	**25,519,213**	**4,284,968**	**99,947,191**	**12,803,719**	**373,635,013**
519100	Retirement Contribution	12,128,095	0	1,793,744	280,576	4,811,077	623,387	19,636,879
519200	FICA Contribution	12,103,009	0	2,218,532	376,955	5,483,756	723,726	20,905,978
519300	Health Insurance Contribution	25,405,024	0	4,354,294	558,108	11,522,650	1,413,735	43,253,811
519400	Life Insurance Contribution	181,729	0	31,226	4,681	70,553	10,125	298,314
519700	Unemployment Compensation	85,000	0	4,974	763	14,180	1,560	106,477
519800	Workers Compensation	836,833	0	184,747	27,049	663,268	74,454	1,786,351
	SUBTOTAL BENEFITS	**50,739,690**	**0**	**8,587,517**	**1,248,132**	**22,565,484**	**2,846,987**	**85,987,810**
	TOTAL PERSONAL SERVICES	**278,263,100**	**3,556,512**	**34,106,730**	**5,533,100**	**122,512,675**	**15,650,706**	**459,622,823**
521000	Operating Expense	27,430,308	21,843,488	6,645,989	185,466,900	219,545,782	99,349,294	560,281,761
529000	Utilities	24,452,845	0	0	0	765,531	0	25,218,376
530000	Supplies & Materials	0	0	185,000	0	0	0	185,000
540000	Travel	448,910	0	365,556	0	764,608	0	1,579,074
550000	Capital Outlay	2,728,684	2,000,000	4,696,725	0	1,000,236	0	10,425,645
560000	Government Aid	759,143	0	0	0	0	0	759,143
570000	Cost of Goods Sold	0	0	0	0	4,611,168	0	4,611,168
	TOTAL NET OPERATING EXPENSES	**55,819,890**	**23,843,488**	**11,893,270**	**185,466,900**	**226,687,325**	**99,349,294**	**603,060,167**
	CAMPUS TOTAL	**334,082,990**	**27,400,000**	**46,000,000**	**191,000,000**	**349,200,000**	**115,000,000**	**1,062,682,990**

REVENUE SUMMARY
2021-2022 GENERAL OPERATING BUDGET
UNIVERSITY OF NEBRASKA - LINCOLN
EXCLUDING IANR AND NCTA

CAMPUS TOTAL

7/28/21 9:02:43AM

		UNRESTRICTED	DESIGNATED AND/OR RESTRICTED					
ACCOUNT	**DESCRIPTION**	**STATE AND UNIVERSITY GENERATED**	**CASH**	**REVOLVING**	**FEDERAL**	**AUXILIARIES AND SERVICES**	**TRUST**	**TOTAL**
410000	State Appropriation	167,311,490	0	0	0	0	0	167,311,490
TOTAL STATE SUPPORT		**167,311,490**	**0**	**0**	**0**	**0**	**0**	**167,311,490**
460000	Restricted Revenue	0	0	0	191,000,000	0	0	191,000,000
TOTAL FEDERAL FUND		**0**	**0**	**0**	**191,000,000**	**0**	**0**	**191,000,000**
442810	Other Student Fees	0	0	4,731,503	0	6,000,000	0	10,731,503
450000	Sales and Services	0	0	41,268,497	0	318,900,000	0	360,168,497
464000	Private Gifts & Contracts	0	0	0	0	24,300,000	0	24,300,000
TOTAL REVOLVING FUND		**0**	**0**	**46,000,000**	**0**	**349,200,000**	**0**	**395,200,000**
460000	Restricted Revenue	0	0	0	0	0	115,000,000	115,000,000
TOTAL TRUST FUND		**0**	**0**	**0**	**0**	**0**	**115,000,000**	**115,000,000**
441100	Undergraduate Resident	103,478,153	0	0	0	0	0	103,478,153
441110	Undergraduate Nonresident	122,410,911	0	0	0	0	0	122,410,911
441200	Graduate Resident	9,521,448	0	0	0	0	0	9,521,448
441210	Graduate Nonresident	32,390,637	0	0	0	0	0	32,390,637
441600	Professional Resident	3,185,731	0	0	0	0	0	3,185,731
441610	Professional Nonresident	5,439,117	0	0	0	0	0	5,439,117
TOTAL GROSS TUITION		**276,425,997**	**0**	**0**	**0**	**0**	**0**	**276,425,997**
441001	Tuition Adjustments	-2,308,067	0	0	0	0	0	-2,308,067
441990	Tuition Remissions	-124,448,039	0	0	0	0	0	-124,448,039
441991	Tuition Remissions	13,547,314	0	0	0	0	0	13,547,314
TOTAL TUITION OFFSETS		**-113,208,792**	**0**	**0**	**0**	**0**	**0**	**-113,208,792**
SUBTOTAL NET TUITION (CASH)		**163,217,205**	**0**	**0**	**0**	**0**	**0**	**163,217,205**
442100	Institutional Student Fee	281,655	0	0	0	0	0	281,655
442310	Application Fees - Gradua	162,929	0	0	0	0	0	162,929
442420	Change of Schedule Fees	838,449	0	0	0	0	0	838,449
442800	Late Payment Fees	336,813	0	0	0	0	0	336,813
442810	Other Student Fees	524,905	0	0	0	0	0	524,905
SUBTOTAL STUDENT FEES		**2,144,751**	**0**	**0**	**0**	**0**	**0**	**2,144,751**
430000	Invest Loan/Endowment	2,900,000	0	0	0	0	0	2,900,000
461900	Indirect Costs-Federal	700,000	27,400,000	0	0	0	0	28,100,000
490000	Other Revenues	3,000,000	0	0	0	0	0	3,000,000
490100	Misc Cash Income	250,000	0	0	0	0	0	250,000
490200	Misc Other Income	149	0	0	0	0	0	149
833428	U-Wide Debt Svc & Admin S	-5,440,605	0	0	0	0	0	-5,440,605
SUBTOTAL OTHER CASH		**1,409,544**	**27,400,000**	**0**	**0**	**0**	**0**	**30,954,295**
TOTAL CASH FUND		**166,771,500**	**27,400,000**	**0**	**0**	**0**	**0**	**194,171,500**
TOTAL REVENUE		**334,082,990**	**27,400,000**	**46,000,000**	**191,000,000**	**349,200,000**	**115,000,000**	**1,062,682,990**

EXPENDITURE SUMMARY
2021-2022 GENERAL OPERATING BUDGET
UNIVERSITY OF NEBRASKA - LINCOLN
EXCLUDING IANR AND NCTA

SUBPROGRAM #/NAME 01 Academic Affairs

		UNRESTRICTED	DESIGNATED AND/OR RESTRICTED					
ACCOUNT	**DESCRIPTION**	**STATE AND UNIVERSITY GENERATED**	**CASH**	**REVOLVING**	**FEDERAL**	**AUXILIARIES AND SERVICES**	**TRUST**	**TOTAL**
511000 FACULTY								
	Professor	449,375	0	0	0	0	0	449,375
	Associate Professor	0	0	78,187	6,617	0	0	84,804
	Assistant Professor	261,783	0	0	0	0	0	261,783
	Other	9,319,333	0	0	9,926	0	0	9,329,259
	SUBTOTAL FACULTY	**10,030,491**	**0**	**78,187**	**16,543**	**0**	**0**	**10,125,221**
512100	Other Administrators	3,445,762	0	0	0	21,844	0	3,467,606
512000	Chairpersons	135,402	0	0	0	0	0	135,402
513000	Managerial/Professional	4,407,522	0	1,939,701	62,756	95,163	405,275	6,910,417
514000	Clerical/Technical/Service	230,636	0	236,342	22,097	0	38,296	527,371
515000	Other Academic	476,466	0	0	0	0	0	476,466
516000	Student Wages	63,374	0	0	0	21,916	0	85,290
	SUBTOTAL NONFACULTY	**8,759,162**	**0**	**2,176,043**	**84,853**	**138,923**	**443,571**	**11,602,552**
	SUBTOTAL SALARIES & WAGES	**18,789,653**	**0**	**2,254,230**	**101,396**	**138,923**	**443,571**	**21,727,773**
519100	Retirement Contribution	443,914	0	126,683	2,340	9,519	43,903	626,359
519200	FICA Contribution	442,162	0	153,138	5,003	9,618	39,996	649,917
519300	Health Insurance Contribution	951,880	0	285,091	8,511	13,405	88,390	1,347,277
519400	Life Insurance Contribution	6,719	0	2,192	70	131	607	9,719
519700	Unemployment Compensation	0	0	338	7	21	89	455
519800	Workers Compensation	0	0	12,140	295	1,110	4,283	17,828
	SUBTOTAL BENEFITS	**1,844,675**	**0**	**579,582**	**16,226**	**33,804**	**177,268**	**2,651,555**
	TOTAL PERSONAL SERVICES	**20,634,328**	**0**	**2,833,812**	**117,622**	**172,727**	**620,839**	**24,379,328**
521000	Operating Expense	-4,626,588	0	0	0	35,424	0	-4,591,164
540000	Travel	10,249	0	0	0	0	0	10,249
560000	Government Aid	319,357	0	0	0	0	0	319,357
	TOTAL NET OPERATING EXPENSES	**-4,296,982**	**0**	**0**	**0**	**35,424**	**0**	**-4,261,558**
	SUB PROGRAM TOTAL	**16,337,346**	**0**	**2,833,812**	**117,622**	**208,151**	**620,839**	**20,117,770**

EXPENDITURE SUMMARY
2021-2022 GENERAL OPERATING BUDGET
UNIVERSITY OF NEBRASKA - LINCOLN
EXCLUDING IANR AND NCTA

SUBPROGRAM #/NAME 02 College of Architecture

		UNRESTRICTED	DESIGNATED AND/OR RESTRICTED					
ACCOUNT	**DESCRIPTION**	**STATE AND UNIVERSITY GENERATED**	**CASH**	**REVOLVING**	**FEDERAL**	**AUXILIARIES AND SERVICES**	**TRUST**	**TOTAL**
511000 FACULTY								
	Professor	309,135	0	0	0	0	85,000	394,135
	Associate Professor	927,383	0	0	0	0	0	927,383
	Assistant Professor	615,353	0	0	0	0	0	615,353
	Other	691,717	0	0	0	0	0	691,717
	SUBTOTAL FACULTY	**2,543,588**	**0**	**0**	**0**	**0**	**85,000**	**2,628,588**
512100	Other Administrators	724,366	0	0	0	0	0	724,366
513000	Managerial/Professional	425,513	0	0	0	0	26,343	451,856
514000	Clerical/Technical/Service	33,280	0	0	0	0	0	33,280
515000	Other Academic	213,503	0	0	0	0	0	213,503
516000	Student Wages	26,170	0	0	0	16,000	0	42,170
	SUBTOTAL NONFACULTY	**1,422,832**	**0**	**0**	**0**	**16,000**	**26,343**	**1,465,175**
	SUBTOTAL SALARIES & WAGES	**3,966,420**	**0**	**0**	**0**	**16,000**	**111,343**	**4,093,763**
519100	Retirement Contribution	182,085	0	0	0	3,192	676	185,953
519200	FICA Contribution	182,554	0	0	0	2,464	769	185,787
519300	Health Insurance Contribution	441,421	0	0	0	13,233	929	455,583
519400	Life Insurance Contribution	2,817	0	0	0	44	11	2,872
519700	Unemployment Compensation	0	0	0	0	7	2	9
519800	Workers Compensation	0	0	0	0	378	149	527
	SUBTOTAL BENEFITS	**808,877**	**0**	**0**	**0**	**19,318**	**2,536**	**830,731**
	TOTAL PERSONAL SERVICES	**4,775,297**	**0**	**0**	**0**	**35,318**	**113,879**	**4,924,494**
521000	Operating Expense	167,899	0	68,400	0	73,000	0	309,299
540000	Travel	0	0	10,000	0	0	0	10,000
	TOTAL NET OPERATING EXPENSES	**167,899**	**0**	**78,400**	**0**	**73,000**	**0**	**319,299**
	SUB PROGRAM TOTAL	**4,943,196**	**0**	**78,400**	**0**	**108,318**	**113,879**	**5,243,793**

EXPENDITURE SUMMARY
2021-2022 GENERAL OPERATING BUDGET
UNIVERSITY OF NEBRASKA - LINCOLN
EXCLUDING IANR AND NCTA

SUBPROGRAM #/NAME 05 College of Arts and Sciences

		UNRESTRICTED	DESIGNATED AND/OR RESTRICTED					
ACCOUNT	**DESCRIPTION**	**STATE AND UNIVERSITY GENERATED**	**CASH**	**REVOLVING**	**FEDERAL**	**AUXILIARIES AND SERVICES**	**TRUST**	**TOTAL**
511000 FACULTY								
	Professor	17,012,671	0	0	164,465	0	407,250	17,584,386
	Associate Professor	10,503,820	0	3,895	85,214	0	0	10,592,929
	Assistant Professor	6,481,865	0	54,620	187,606	0	58,576	6,782,667
	Other	4,337,510	0	180,580	197,800	0	0	4,715,890
	SUBTOTAL FACULTY	**38,335,866**	**0**	**239,095**	**635,085**	**0**	**465,826**	**39,675,872**
512100	Other Administrators	1,445,209	0	85,000	0	0	286,375	1,816,584
512000	Chairpersons	1,753,103	0	0	0	0	0	1,753,103
513000	Managerial/Professional	4,134,199	0	1,414,228	1,055,238	0	2,001,256	8,604,921
514000	Clerical/Technical/Service	1,684,058	0	349,201	81,662	32,724	239,202	2,386,847
515000	Other Academic	6,697,528	0	431,019	0	0	0	7,128,547
516000	Student Wages	162,532	0	167,282	0	0	0	329,814
	SUBTOTAL NONFACULTY	**15,876,629**	**0**	**2,446,730**	**1,136,900**	**32,724**	**2,526,833**	**22,019,816**
	SUBTOTAL SALARIES & WAGES	**54,212,495**	**0**	**2,685,825**	**1,771,985**	**32,724**	**2,992,659**	**61,695,688**
519100	Retirement Contribution	2,835,936	0	147,939	90,052	0	129,137	3,203,064
519200	FICA Contribution	2,842,231	0	186,228	106,928	3,190	151,054	3,289,631
519300	Health Insurance Contribution	5,730,777	0	295,561	174,521	3,251	338,301	6,542,411
519400	Life Insurance Contribution	42,470	0	2,450	1,330	21	2,106	48,377
519700	Unemployment Compensation	0	0	415	198	2	285	900
519800	Workers Compensation	0	0	15,295	7,273	132	15,360	38,060
	SUBTOTAL BENEFITS	**11,451,414**	**0**	**647,888**	**380,302**	**6,596**	**636,243**	**13,122,443**
	TOTAL PERSONAL SERVICES	**65,663,909**	**0**	**3,333,713**	**2,152,287**	**39,320**	**3,628,902**	**74,818,131**
521000	Operating Expense	3,179,508	0	796,319	0	53,816	0	4,029,643
540000	Travel	47,121	0	69,641	0	5,000	0	121,762
550000	Capital Outlay	88,500	0	952	0	0	0	89,452
	TOTAL NET OPERATING EXPENSES	**3,315,129**	**0**	**866,912**	**0**	**58,816**	**0**	**4,240,857**
	SUB PROGRAM TOTAL	**68,979,038**	**0**	**4,200,625**	**2,152,287**	**98,136**	**3,628,902**	**79,058,988**

EXPENDITURE SUMMARY
2021-2022 GENERAL OPERATING BUDGET
UNIVERSITY OF NEBRASKA - LINCOLN
EXCLUDING IANR AND NCTA

SUBPROGRAM #/NAME 06 College of Business Administration

		UNRESTRICTED	DESIGNATED AND/OR RESTRICTED					
ACCOUNT	**DESCRIPTION**	**STATE AND UNIVERSITY GENERATED**	**CASH**	**REVOLVING**	**FEDERAL**	**AUXILIARIES AND SERVICES**	**TRUST**	**TOTAL**
511000 FACULTY								
	Professor	3,310,325	0	0	0	0	444,614	3,754,939
	Associate Professor	4,689,895	0	0	0	0	0	4,689,895
	Assistant Professor	9,450,450	0	0	0	0	114,796	9,565,246
	Other	1,918,330	0	0	0	0	25,000	1,943,330
	SUBTOTAL FACULTY	**19,369,000**	**0**	**0**	**0**	**0**	**584,410**	**19,953,410**
512100	Other Administrators	1,933,537	0	0	0	0	259,124	2,192,661
512000	Chairpersons	614,745	0	0	0	0	0	614,745
513000	Managerial/Professional	2,621,057	0	133,614	0	0	290,729	3,045,400
514000	Clerical/Technical/Service	221,271	0	25,289	0	0	14,467	261,027
515000	Other Academic	631,947	0	0	0	0	0	631,947
516000	Student Wages	123,816	0	19,750	0	0	0	143,566
	SUBTOTAL NONFACULTY	**6,146,373**	**0**	**178,653**	**0**	**0**	**564,320**	**6,889,346**
	SUBTOTAL SALARIES & WAGES	**25,515,373**	**0**	**178,653**	**0**	**0**	**1,148,730**	**26,842,756**
519100	Retirement Contribution	953,895	0	12,960	0	0	26,501	993,356
519200	FICA Contribution	735,151	0	15,711	0	0	50,110	800,972
519300	Health Insurance Contribution	1,077,301	0	9,803	0	0	46,914	1,134,018
519400	Life Insurance Contribution	9,991	0	202	0	0	642	10,835
519700	Unemployment Compensation	0	0	38	0	0	118	156
519800	Workers Compensation	0	0	1,449	0	0	5,967	7,416
	SUBTOTAL BENEFITS	**2,776,338**	**0**	**40,163**	**0**	**0**	**130,252**	**2,946,753**
	TOTAL PERSONAL SERVICES	**28,291,711**	**0**	**218,816**	**0**	**0**	**1,278,982**	**29,789,509**
521000	Operating Expense	3,936,170	0	526,238	0	450,000	0	4,912,408
530000	Supplies & Materials	0	0	185,000	0	0	0	185,000
540000	Travel	27,762	0	10,000	0	0	0	37,762
550000	Capital Outlay	28,565	0	0	0	0	0	28,565
	TOTAL NET OPERATING EXPENSES	**3,992,497**	**0**	**721,238**	**0**	**450,000**	**0**	**5,163,735**
	SUB PROGRAM TOTAL	**32,284,208**	**0**	**940,054**	**0**	**450,000**	**1,278,982**	**34,953,244**

EXPENDITURE SUMMARY
2021-2022 GENERAL OPERATING BUDGET
UNIVERSITY OF NEBRASKA - LINCOLN
EXCLUDING IANR AND NCTA

SUBPROGRAM #/NAME 07 College of Fine and Performing Arts

		UNRESTRICTED	DESIGNATED AND/OR RESTRICTED					
ACCOUNT	**DESCRIPTION**	**STATE AND UNIVERSITY GENERATED**	**CASH**	**REVOLVING**	**FEDERAL**	**AUXILIARIES AND SERVICES**	**TRUST**	**TOTAL**
511000 FACULTY								
	Professor	2,814,299	0	0	0	0	97,000	2,911,299
	Associate Professor	1,708,379	0	0	0	0	0	1,708,379
	Assistant Professor	1,320,714	0	0	0	0	0	1,320,714
	Other	574,323	0	0	0	0	0	574,323
	SUBTOTAL FACULTY	**6,417,715**	**0**	**0**	**0**	**0**	**97,000**	**6,514,715**
512100	Other Administrators	1,113,593	0	0	0	0	21,000	1,134,593
512000	Chairpersons	157,885	0	0	0	0	12,000	169,885
513000	Managerial/Professional	1,041,904	0	0	0	0	169,458	1,211,362
514000	Clerical/Technical/Service	383,618	0	48,816	0	12,230	87,773	532,437
515000	Other Academic	885,100	0	0	0	0	0	885,100
516000	Student Wages	8,740	0	79,087	0	60,000	0	147,827
	SUBTOTAL NONFACULTY	**3,590,840**	**0**	**127,903**	**0**	**72,230**	**290,231**	**4,081,204**
	SUBTOTAL SALARIES & WAGES	**10,008,555**	**0**	**127,903**	**0**	**72,230**	**387,231**	**10,595,919**
519100	Retirement Contribution	578,134	0	3,814	0	3,067	20,671	605,686
519200	FICA Contribution	650,954	0	4,140	0	4,846	20,049	679,989
519300	Health Insurance Contribution	1,365,036	0	10,176	0	4,141	47,495	1,426,848
519400	Life Insurance Contribution	9,852	0	55	0	22	280	10,209
519700	Unemployment Compensation	0	0	10	0	8	48	66
519800	Workers Compensation	0	0	383	0	574	2,013	2,970
	SUBTOTAL BENEFITS	**2,603,976**	**0**	**18,578**	**0**	**12,658**	**90,556**	**2,725,768**
	TOTAL PERSONAL SERVICES	**12,612,531**	**0**	**146,481**	**0**	**84,888**	**477,787**	**13,321,687**
521000	Operating Expense	479,637	0	355,196	0	26,567	211,000	1,072,400
540000	Travel	0	0	18,000	0	0	0	18,000
	TOTAL NET OPERATING EXPENSES	**479,637**	**0**	**373,196**	**0**	**26,567**	**211,000**	**1,090,400**
	SUB PROGRAM TOTAL	**13,092,168**	**0**	**519,677**	**0**	**111,455**	**688,787**	**14,412,087**

EXPENDITURE SUMMARY
2021-2022 GENERAL OPERATING BUDGET
UNIVERSITY OF NEBRASKA - LINCOLN
EXCLUDING IANR AND NCTA

SUBPROGRAM #/NAME 11 College of Engineering and Technology

		UNRESTRICTED	DESIGNATED AND/OR RESTRICTED					
ACCOUNT	**DESCRIPTION**	**STATE AND UNIVERSITY GENERATED**	**CASH**	**REVOLVING**	**FEDERAL**	**AUXILIARIES AND SERVICES**	**TRUST**	**TOTAL**
511000 FACULTY								
	Professor	7,964,000	0	135,190	23,273	0	255,200	8,377,663
	Associate Professor	5,078,932	0	0	0	0	0	5,078,932
	Assistant Professor	5,514,895	0	93,104	0	0	171,748	5,779,747
	Other	3,827,106	0	0	0	0	10,000	3,837,106
	SUBTOTAL FACULTY	**22,384,933**	**0**	**228,294**	**23,273**	**0**	**436,948**	**23,073,448**
512100	Other Administrators	1,990,199	0	13,783	0	0	20,000	2,023,982
512000	Chairpersons	627,710	0	0	0	0	0	627,710
513000	Managerial/Professional	4,357,788	0	838,494	62,167	0	200,900	5,459,349
514000	Clerical/Technical/Service	1,397,577	0	553,511	0	0	34,337	1,985,425
515000	Other Academic	1,786,692	0	0	0	0	0	1,786,692
516000	Student Wages	154,280	0	5,879	0	0	0	160,159
	SUBTOTAL NONFACULTY	**10,314,246**	**0**	**1,411,667**	**62,167**	**0**	**255,237**	**12,043,317**
	SUBTOTAL SALARIES & WAGES	**32,699,179**	**0**	**1,639,961**	**85,440**	**0**	**692,185**	**35,116,765**
519100	Retirement Contribution	1,367,688	0	113,416	8,795	0	21,415	1,511,314
519200	FICA Contribution	1,309,659	0	150,042	13,809	0	29,286	1,502,796
519300	Health Insurance Contribution	2,433,569	0	225,965	3,096	0	52,183	2,714,813
519400	Life Insurance Contribution	19,256	0	1,985	100	0	384	21,725
519700	Unemployment Compensation	0	0	315	16	0	75	406
519800	Workers Compensation	0	0	14,722	1,292	0	3,457	19,471
	SUBTOTAL BENEFITS	**5,130,172**	**0**	**506,445**	**27,108**	**0**	**106,800**	**5,770,525**
	TOTAL PERSONAL SERVICES	**37,829,351**	**0**	**2,146,406**	**112,548**	**0**	**798,985**	**40,887,290**
521000	Operating Expense	1,231,530	0	246,475	0	0	0	1,478,005
540000	Travel	77,374	0	0	0	0	0	77,374
550000	Capital Outlay	52,201	0	26,500	0	0	0	78,701
560000	Government Aid	439,786	0	0	0	0	0	439,786
	TOTAL NET OPERATING EXPENSES	**1,800,891**	**0**	**272,975**	**0**	**0**	**0**	**2,073,866**
	SUB PROGRAM TOTAL	**39,630,242**	**0**	**2,419,381**	**112,548**	**0**	**798,985**	**42,961,156**

EXPENDITURE SUMMARY
2021-2022 GENERAL OPERATING BUDGET
UNIVERSITY OF NEBRASKA - LINCOLN
EXCLUDING IANR AND NCTA

SUBPROGRAM #/NAME 12 Research

		UNRESTRICTED	DESIGNATED AND/OR RESTRICTED					
ACCOUNT	**DESCRIPTION**	**STATE AND UNIVERSITY GENERATED**	**CASH**	**REVOLVING**	**FEDERAL**	**AUXILIARIES AND SERVICES**	**TRUST**	**TOTAL**
	Associate Professor	97,271	9,135	0	0	0	0	106,406
	Assistant Professor	126,282	0	29,750	0	0	10,636	166,668
	Other	0	0	0	0	0	44,396	44,396
	SUBTOTAL FACULTY	**223,553**	**9,135**	**29,750**	**0**	**0**	**55,032**	**317,470**
512100	Other Administrators	562,531	904,031	0	0	207,621	38,140	1,712,323
513000	Managerial/Professional	1,679,089	2,643,346	327,759	317,030	1,159,838	323,870	6,450,932
514000	Clerical/Technical/Service	295,588	0	272,275	51,542	633,382	95,782	1,348,569
	SUBTOTAL NONFACULTY	**2,537,208**	**3,547,377**	**600,034**	**368,572**	**2,000,841**	**457,792**	**9,511,824**
	SUBTOTAL SALARIES & WAGES	**2,760,761**	**3,556,512**	**629,784**	**368,572**	**2,000,841**	**512,824**	**9,829,294**
519100	Retirement Contribution	171,340	0	30,936	44,118	149,932	29,879	426,205
519200	FICA Contribution	152,789	0	52,012	52,754	159,613	38,306	455,474
519300	Health Insurance Contribution	501,470	0	105,156	64,624	286,249	99,482	1,056,981
519400	Life Insurance Contribution	2,505	0	728	658	2,234	520	6,645
519700	Unemployment Compensation	0	0	116	108	444	73	741
519800	Workers Compensation	0	0	4,301	3,759	15,289	3,453	26,802
	SUBTOTAL BENEFITS	**828,104**	**0**	**193,249**	**166,021**	**613,761**	**171,713**	**1,972,848**
	TOTAL PERSONAL SERVICES	**3,588,865**	**3,556,512**	**823,033**	**534,593**	**2,614,602**	**684,537**	**11,802,142**
521000	Operating Expense	-60,240	0	0	0	2,461,434	0	2,401,194
540000	Travel	0	0	0	0	95,350	0	95,350
570000	Cost of Goods Sold	0	0	0	0	1,994,100	0	1,994,100
	TOTAL NET OPERATING EXPENSES	**-60,240**	**0**	**0**	**0**	**4,550,884**	**0**	**4,490,644**
	SUB PROGRAM TOTAL	**3,528,625**	**3,556,512**	**823,033**	**534,593**	**7,165,486**	**684,537**	**16,292,786**

EXPENDITURE SUMMARY
2021-2022 GENERAL OPERATING BUDGET
UNIVERSITY OF NEBRASKA - LINCOLN
EXCLUDING IANR AND NCTA

SUBPROGRAM #/NAME 14 College of Journalism and Mass Communication

		UNRESTRICTED	DESIGNATED AND/OR RESTRICTED					
ACCOUNT	**DESCRIPTION**	**STATE AND UNIVERSITY GENERATED**	**CASH**	**REVOLVING**	**FEDERAL**	**AUXILIARIES AND SERVICES**	**TRUST**	**TOTAL**
511000 FACULTY								
	Professor	1,022,152	0	0	0	0	90,000	1,112,152
	Associate Professor	954,881	0	0	0	0	0	954,881
	Assistant Professor	1,060,263	0	0	0	0	0	1,060,263
	Other	2,482	0	0	0	0	0	2,482
	SUBTOTAL FACULTY	**3,039,778**	**0**	**0**	**0**	**0**	**90,000**	**3,129,778**
512100	Other Administrators	337,105	0	0	0	0	0	337,105
512000	Chairpersons	5,000	0	0	0	0	0	5,000
513000	Managerial/Professional	540,167	0	0	0	0	0	540,167
514000	Clerical/Technical/Service	40,140	0	0	0	0	0	40,140
515000	Other Academic	77,296	0	0	0	0	0	77,296
516000	Student Wages	36,129	0	0	0	0	0	36,129
517000	Supplemental Salaries & Wages	561	0	0	0	0	0	561
	SUBTOTAL NONFACULTY	**1,036,398**	**0**	**0**	**0**	**0**	**0**	**1,036,398**
	SUBTOTAL SALARIES & WAGES	**4,076,176**	**0**	**0**	**0**	**0**	**90,000**	**4,166,176**
519100	Retirement Contribution	262,714	0	0	0	0	831	263,545
519200	FICA Contribution	276,788	0	0	0	0	742	277,530
519300	Health Insurance Contribution	493,272	0	0	0	0	965	494,237
519400	Life Insurance Contribution	3,909	0	0	0	0	11	3,920
519700	Unemployment Compensation	0	0	0	0	0	1	1
519800	Workers Compensation	0	0	0	0	0	60	60
	SUBTOTAL BENEFITS	**1,036,683**	**0**	**0**	**0**	**0**	**2,610**	**1,039,293**
	TOTAL PERSONAL SERVICES	**5,112,859**	**0**	**0**	**0**	**0**	**92,610**	**5,205,469**
521000	Operating Expense	557,807	0	0	0	0	0	557,807
540000	Travel	12,000	0	0	0	0	0	12,000
	TOTAL NET OPERATING EXPENSES	**569,807**	**0**	**0**	**0**	**0**	**0**	**569,807**
	SUB PROGRAM TOTAL	**5,682,666**	**0**	**0**	**0**	**0**	**92,610**	**5,775,276**

EXPENDITURE SUMMARY
2021-2022 GENERAL OPERATING BUDGET
UNIVERSITY OF NEBRASKA - LINCOLN
EXCLUDING IANR AND NCTA

SUBPROGRAM #/NAME 15 College of Law

		UNRESTRICTED	DESIGNATED AND/OR RESTRICTED					
ACCOUNT	**DESCRIPTION**	**STATE AND UNIVERSITY GENERATED**	**CASH**	**REVOLVING**	**FEDERAL**	**AUXILIARIES AND SERVICES**	**TRUST**	**TOTAL**
511000	FACULTY							
	Professor	3,719,750	0	0	0	0	195,955	3,915,705
	Associate Professor	968,277	0	0	0	0	0	968,277
	Assistant Professor	451,166	0	0	0	0	222,640	673,806
	Other	155,336	0	40,961	0	0	1,000	197,297
	SUBTOTAL FACULTY	**5,294,529**	**0**	**40,961**	**0**	**0**	**419,595**	**5,755,085**
512100	Other Administrators	719,368	0	0	0	0	128,148	847,516
512000	Chairpersons	14,577	0	0	0	0	0	14,577
513000	Managerial/Professional	513,405	0	23,155	0	0	67,831	604,391
514000	Clerical/Technical/Service	433,659	0	0	0	0	53,404	487,063
	SUBTOTAL NONFACULTY	**1,681,009**	**0**	**23,155**	**0**	**0**	**249,383**	**1,953,547**
	SUBTOTAL SALARIES & WAGES	**6,975,538**	**0**	**64,116**	**0**	**0**	**668,978**	**7,708,632**
519100	Retirement Contribution	457,206	0	1,820	0	0	10,852	469,878
519200	FICA Contribution	396,126	0	1,683	0	0	16,245	414,054
519300	Health Insurance Contribution	615,589	0	6,242	0	0	28,053	649,884
519400	Life Insurance Contribution	5,392	0	26	0	0	166	5,584
519700	Unemployment Compensation	0	0	4	0	0	43	47
519800	Workers Compensation	0	0	135	0	0	1,779	1,914
	SUBTOTAL BENEFITS	**1,474,313**	**0**	**9,910**	**0**	**0**	**57,138**	**1,541,361**
	TOTAL PERSONAL SERVICES	**8,449,851**	**0**	**74,026**	**0**	**0**	**726,116**	**9,249,993**
521000	Operating Expense	72,468	0	141,861	0	0	0	214,329
540000	Travel	3,331	0	6,230	0	0	0	9,561
550000	Capital Outlay	233,139	0	560,000	0	0	0	793,139
	TOTAL NET OPERATING EXPENSES	**308,938**	**0**	**708,091**	**0**	**0**	**0**	**1,017,029**
	SUB PROGRAM TOTAL	**8,758,789**	**0**	**782,117**	**0**	**0**	**726,116**	**10,267,022**

EXPENDITURE SUMMARY
2021-2022 GENERAL OPERATING BUDGET
UNIVERSITY OF NEBRASKA - LINCOLN
EXCLUDING IANR AND NCTA

SUBPROGRAM #/NAME 16 University Libraries

		UNRESTRICTED	DESIGNATED AND/OR RESTRICTED					
ACCOUNT	**DESCRIPTION**	**STATE AND UNIVERSITY GENERATED**	**CASH**	**REVOLVING**	**FEDERAL**	**AUXILIARIES AND SERVICES**	**TRUST**	**TOTAL**
511000 FACULTY								
	Professor	1,219,808	0	0	0	0	0	1,219,808
	Associate Professor	1,072,991	0	0	0	0	64,652	1,137,643
	Assistant Professor	318,395	0	0	34,791	0	27,110	380,296
	Other	50,235	0	0	0	0	0	50,235
	SUBTOTAL FACULTY	**2,661,429**	**0**	**0**	**34,791**	**0**	**91,762**	**2,787,982**
512100	Other Administrators	681,519	0	0	0	0	0	681,519
512000	Chairpersons	11,200	0	0	0	0	0	11,200
513000	Managerial/Professional	2,052,930	0	50,444	19,894	0	72,594	2,195,862
514000	Clerical/Technical/Service	1,172,043	0	0	28,636	0	0	1,200,679
516000	Student Wages	514,419	0	36,000	0	0	0	550,419
	SUBTOTAL NONFACULTY	**4,432,111**	**0**	**86,444**	**48,530**	**0**	**72,594**	**4,639,679**
	SUBTOTAL SALARIES & WAGES	**7,093,540**	**0**	**86,444**	**83,321**	**0**	**164,356**	**7,427,661**
519100	Retirement Contribution	374,327	0	3,935	8,317	0	7,323	393,902
519200	FICA Contribution	374,773	0	4,316	11,275	0	8,253	398,617
519300	Health Insurance Contribution	1,031,732	0	8,250	21,701	0	16,319	1,078,002
519400	Life Insurance Contribution	6,193	0	56	160	0	112	6,521
519700	Unemployment Compensation	0	0	8	21	0	17	46
519800	Workers Compensation	0	0	528	1,102	0	777	2,407
	SUBTOTAL BENEFITS	**1,787,025**	**0**	**17,093**	**42,576**	**0**	**32,801**	**1,879,495**
	TOTAL PERSONAL SERVICES	**8,880,565**	**0**	**103,537**	**125,897**	**0**	**197,157**	**9,307,156**
521000	Operating Expense	842,030	0	113,449	0	0	0	955,479
550000	Capital Outlay	2,075,692	2,000,000	4,018,000	0	0	0	8,093,692
	TOTAL NET OPERATING EXPENSES	**2,917,722**	**2,000,000**	**4,131,449**	**0**	**0**	**0**	**9,049,171**
	SUB PROGRAM TOTAL	**11,798,287**	**2,000,000**	**4,234,986**	**125,897**	**0**	**197,157**	**18,356,327**

EXPENDITURE SUMMARY
2021-2022 GENERAL OPERATING BUDGET
UNIVERSITY OF NEBRASKA - LINCOLN
EXCLUDING IANR AND NCTA

SUBPROGRAM #/NAME 17 College of Education and Human Sciences

		UNRESTRICTED	DESIGNATED AND/OR RESTRICTED					
ACCOUNT	**DESCRIPTION**	**STATE AND UNIVERSITY GENERATED**	**CASH**	**REVOLVING**	**FEDERAL**	**AUXILIARIES AND SERVICES**	**TRUST**	**TOTAL**
511000	FACULTY							
	Professor	3,358,548	0	294,796	127,633	95,571	221,937	4,098,485
	Associate Professor	2,865,643	0	357,965	121,465	184,718	128,539	3,658,330
	Assistant Professor	2,967,578	0	447,099	38,633	0	241,124	3,694,434
	Instructor	0	0	0	19,878	0	46,381	66,259
	Other	1,922,299	0	608,488	0	219,361	87,661	2,837,809
	SUBTOTAL FACULTY	**11,114,068**	**0**	**1,708,348**	**307,609**	**499,650**	**725,642**	**14,355,317**
512100	Other Administrators	760,297	0	15,000	12,587	315,644	61,316	1,164,844
512000	Chairpersons	526,345	0	0	0	0	182,059	708,404
513000	Managerial/Professional	1,837,522	0	573,971	666,819	452,588	1,759,346	5,290,246
514000	Clerical/Technical/Service	698,168	0	202,209	21,217	69,605	226,799	1,217,998
515000	Other Academic	1,072,454	0	13,549	0	88,045	0	1,174,048
516000	Student Wages	81,035	0	19,895	0	4,534	0	105,464
	SUBTOTAL NONFACULTY	**4,975,821**	**0**	**824,624**	**700,623**	**930,416**	**2,229,520**	**9,661,004**
	SUBTOTAL SALARIES & WAGES	**16,089,889**	**0**	**2,532,972**	**1,008,232**	**1,430,066**	**2,955,162**	**24,016,321**
519100	Retirement Contribution	878,248	0	169,928	85,857	94,906	178,158	1,407,097
519200	FICA Contribution	919,067	0	178,673	122,728	100,055	190,430	1,510,953
519300	Health Insurance Contribution	1,828,900	0	339,264	181,701	162,626	345,735	2,858,226
519400	Life Insurance Contribution	13,463	0	2,650	1,475	1,300	2,662	21,550
519700	Unemployment Compensation	0	0	415	273	231	418	1,337
519800	Workers Compensation	0	0	15,648	9,317	10,870	19,950	55,785
	SUBTOTAL BENEFITS	**3,639,678**	**0**	**706,578**	**401,351**	**369,988**	**737,353**	**5,854,948**
	TOTAL PERSONAL SERVICES	**19,729,567**	**0**	**3,239,550**	**1,409,583**	**1,800,054**	**3,692,515**	**29,871,269**
521000	Operating Expense	2,114,014	0	544,958	0	278,438	0	2,937,410
540000	Travel	74,282	0	38,726	0	11,631	0	124,639
550000	Capital Outlay	92,393	0	0	0	0	0	92,393
	TOTAL NET OPERATING EXPENSES	**2,280,689**	**0**	**583,684**	**0**	**290,069**	**0**	**3,154,442**
	SUB PROGRAM TOTAL	**22,010,256**	**0**	**3,823,234**	**1,409,583**	**2,090,123**	**3,692,515**	**33,025,711**

EXPENDITURE SUMMARY
2021-2022 GENERAL OPERATING BUDGET
UNIVERSITY OF NEBRASKA - LINCOLN
EXCLUDING IANR AND NCTA

SUBPROGRAM #/NAME 20 Academic Services & Enrollment Management

		UNRESTRICTED	DESIGNATED AND/OR RESTRICTED					
ACCOUNT	**DESCRIPTION**	**STATE AND UNIVERSITY GENERATED**	**CASH**	**REVOLVING**	**FEDERAL**	**AUXILIARIES AND SERVICES**	**TRUST**	**TOTAL**
513000	Managerial/Professional	4,611,234	0	2,862,690	0	0	537,806	8,011,730
514000	Clerical/Technical/Service	653,246	0	466,883	0	0	0	1,120,129
515000	Other Academic	62,063	0	80,000	0	0	0	142,063
516000	Student Wages	45,151	0	308,761	0	0	0	353,912
517000	Supplemental Salaries & Wages	0	0	6,055	0	0	0	6,055
SUBTOTAL NONFACULTY		**5,371,694**	**0**	**3,724,389**	**0**	**0**	**537,806**	**9,633,889**
SUBTOTAL SALARIES & WAGES		**5,371,694**	**0**	**3,724,389**	**0**	**0**	**537,806**	**9,633,889**
519100	Retirement Contribution	225,331	0	157,047	0	0	26,486	408,864
519200	FICA Contribution	262,099	0	272,291	0	0	41,384	575,774
519300	Health Insurance Contribution	705,158	0	499,829	0	0	84,890	1,289,877
519400	Life Insurance Contribution	4,372	0	3,881	0	0	612	8,865
519700	Unemployment Compensation	0	0	603	0	0	91	694
519800	Workers Compensation	0	0	23,187	0	0	4,312	27,499
SUBTOTAL BENEFITS		**1,196,960**	**0**	**956,838**	**0**	**0**	**157,775**	**2,311,573**
TOTAL PERSONAL SERVICES		**6,568,654**	**0**	**4,681,227**	**0**	**0**	**695,581**	**11,945,462**
521000	Operating Expense	557,427	0	1,591,750	0	0	0	2,149,177
540000	Travel	8,222	0	0	0	0	0	8,222
TOTAL NET OPERATING EXPENSES		**565,649**	**0**	**1,591,750**	**0**	**0**	**0**	**2,157,399**
SUB PROGRAM TOTAL		**7,134,303**	**0**	**6,272,977**	**0**	**0**	**695,581**	**14,102,861**

EXPENDITURE SUMMARY
2021-2022 GENERAL OPERATING BUDGET
UNIVERSITY OF NEBRASKA - LINCOLN
EXCLUDING IANR AND NCTA

SUBPROGRAM #/NAME 22 Other Instruction or Research

		UNRESTRICTED	DESIGNATED AND/OR RESTRICTED					
ACCOUNT	**DESCRIPTION**	**STATE AND UNIVERSITY GENERATED**	**CASH**	**REVOLVING**	**FEDERAL**	**AUXILIARIES AND SERVICES**	**TRUST**	**TOTAL**
514000	Clerical/Technical/Service	78,230	0	0	0	0	0	78,230
516000	Student Wages	158,612	0	0	0	0	0	158,612
	SUBTOTAL NONFACULTY	**236,842**	**0**	**0**	**0**	**0**	**0**	**236,842**
	SUBTOTAL SALARIES & WAGES	**236,842**	**0**	**0**	**0**	**0**	**0**	**236,842**
519100	Retirement Contribution	5,574	0	0	0	0	0	5,574
519200	FICA Contribution	5,055	0	0	0	0	0	5,055
519300	Health Insurance Contribution	31,713	0	0	0	0	0	31,713
519400	Life Insurance Contribution	91	0	0	0	0	0	91
	SUBTOTAL BENEFITS	**42,433**	**0**	**0**	**0**	**0**	**0**	**42,433**
	TOTAL PERSONAL SERVICES	**279,275**	**0**	**0**	**0**	**0**	**0**	**279,275**
521000	Operating Expense	727,838	0	3,139,938	0	0	0	3,867,776
540000	Travel	864	0	0	0	0	0	864
	TOTAL NET OPERATING EXPENSES	**728,702**	**0**	**3,139,938**	**0**	**0**	**0**	**3,868,640**
	SUB PROGRAM TOTAL	**1,007,977**	**0**	**3,139,938**	**0**	**0**	**0**	**4,147,915**

EXPENDITURE SUMMARY
2021-2022 GENERAL OPERATING BUDGET
UNIVERSITY OF NEBRASKA - LINCOLN
EXCLUDING IANR AND NCTA

SUBPROGRAM #/NAME 23 Student Aid

		UNRESTRICTED	DESIGNATED AND/OR RESTRICTED					
ACCOUNT	**DESCRIPTION**	**STATE AND UNIVERSITY GENERATED**	**CASH**	**REVOLVING**	**FEDERAL**	**AUXILIARIES AND SERVICES**	**TRUST**	**TOTAL**
521000	Operating Expense	7,700,000	0	0	0	0	0	7,700,000
	TOTAL NET OPERATING EXPENSES	**7,700,000**	**0**	**0**	**0**	**0**	**0**	**7,700,000**
	SUB PROGRAM TOTAL	**7,700,000**	**0**	**0**	**0**	**0**	**0**	**7,700,000**

EXPENDITURE SUMMARY
2021-2022 GENERAL OPERATING BUDGET
UNIVERSITY OF NEBRASKA - LINCOLN
EXCLUDING IANR AND NCTA

SUBPROGRAM #/NAME 24 International Programs

		UNRESTRICTED	DESIGNATED AND/OR RESTRICTED					
ACCOUNT	**DESCRIPTION**	**STATE AND UNIVERSITY GENERATED**	**CASH**	**REVOLVING**	**FEDERAL**	**AUXILIARIES AND SERVICES**	**TRUST**	**TOTAL**
513000	Managerial/Professional	603,517	0	114,046	0	58,519	0	776,082
514000	Clerical/Technical/Service	35,037	0	0	0	38,000	0	73,037
515000	Other Academic	7,689	0	0	0	0	0	7,689
	SUBTOTAL NONFACULTY	**646,243**	**0**	**114,046**	**0**	**96,519**	**0**	**856,808**
	SUBTOTAL SALARIES & WAGES	**646,243**	**0**	**114,046**	**0**	**96,519**	**0**	**856,808**
519100	Retirement Contribution	40,583	0	6,980	0	6,817	0	54,380
519200	FICA Contribution	41,849	0	8,177	0	7,160	0	57,186
519300	Health Insurance Contribution	110,496	0	17,522	0	5,980	0	133,998
519400	Life Insurance Contribution	726	0	122	0	99	0	947
519700	Unemployment Compensation	0	0	18	0	14	0	32
519800	Workers Compensation	0	0	647	0	577	0	1,224
	SUBTOTAL BENEFITS	**193,654**	**0**	**33,466**	**0**	**20,647**	**0**	**247,767**
	TOTAL PERSONAL SERVICES	**839,897**	**0**	**147,512**	**0**	**117,166**	**0**	**1,104,575**
521000	Operating Expense	54,116	0	0	0	1,325,000	0	1,379,116
540000	Travel	0	0	0	0	255,000	0	255,000
550000	Capital Outlay	0	0	0	0	25,000	0	25,000
	TOTAL NET OPERATING EXPENSES	**54,116**	**0**	**0**	**0**	**1,605,000**	**0**	**1,659,116**
	SUB PROGRAM TOTAL	**894,013**	**0**	**147,512**	**0**	**1,722,166**	**0**	**2,763,691**

EXPENDITURE SUMMARY
2021-2022 GENERAL OPERATING BUDGET
UNIVERSITY OF NEBRASKA - LINCOLN
EXCLUDING IANR AND NCTA

SUBPROGRAM #/NAME 25 Instruction Budget Adjustments

		UNRESTRICTED	DESIGNATED AND/OR RESTRICTED					
ACCOUNT	**DESCRIPTION**	**STATE AND UNIVERSITY GENERATED**	**CASH**	**REVOLVING**	**FEDERAL**	**AUXILIARIES AND SERVICES**	**TRUST**	**TOTAL**
	Other	3,526,991	0	0	0	0	0	3,526,991
	SUBTOTAL FACULTY	**3,526,991**	**0**	**0**	**0**	**0**	**0**	**3,526,991**
517000	Supplemental Salaries & Wages	446,311	0	0	0	0	0	446,311
	SUBTOTAL NONFACULTY	**446,311**	**0**	**0**	**0**	**0**	**0**	**446,311**
	SUBTOTAL SALARIES & WAGES	**3,973,302**	**0**	**0**	**0**	**0**	**0**	**3,973,302**
519100	Retirement Contribution	1,701,575	0	0	0	0	0	1,701,575
519200	FICA Contribution	1,362,105	0	0	0	0	0	1,362,105
519300	Health Insurance Contribution	2,539,215	0	0	0	0	0	2,539,215
519400	Life Insurance Contribution	21,489	0	0	0	0	0	21,489
	SUBTOTAL BENEFITS	**5,624,384**	**0**	**0**	**0**	**0**	**0**	**5,624,384**
	TOTAL PERSONAL SERVICES	**9,597,686**	**0**	**0**	**0**	**0**	**0**	**9,597,686**
521000	Operating Expense	415,984	21,843,488	0	0	0	0	22,259,472
	TOTAL NET OPERATING EXPENSES	**415,984**	**21,843,488**	**0**	**0**	**0**	**0**	**22,259,472**
	SUB PROGRAM TOTAL	**10,013,670**	**21,843,488**	**0**	**0**	**0**	**0**	**31,857,158**

EXPENDITURE SUMMARY
2021-2022 GENERAL OPERATING BUDGET
UNIVERSITY OF NEBRASKA - LINCOLN
EXCLUDING IANR AND NCTA

SUBPROGRAM #/NAME 27 Television and Radio

		UNRESTRICTED	DESIGNATED AND/OR RESTRICTED					
ACCOUNT	**DESCRIPTION**	**STATE AND UNIVERSITY GENERATED**	**CASH**	**REVOLVING**	**FEDERAL**	**AUXILIARIES AND SERVICES**	**TRUST**	**TOTAL**
512100	Other Administrators	116,852	0	0	0	0	0	116,852
513000	Managerial/Professional	1,154,664	0	3,735,606	0	0	696,838	5,587,108
514000	Clerical/Technical/Service	183,501	0	204,870	0	0	0	388,371
	SUBTOTAL NONFACULTY	**1,455,017**	**0**	**3,940,476**	**0**	**0**	**696,838**	**6,092,331**
	SUBTOTAL SALARIES & WAGES	**1,455,017**	**0**	**3,940,476**	**0**	**0**	**696,838**	**6,092,331**
519100	Retirement Contribution	105,509	0	236,565	0	0	52,197	394,271
519200	FICA Contribution	96,838	0	292,842	0	0	53,530	443,210
519300	Health Insurance Contribution	439,258	0	501,987	0	0	110,829	1,052,074
519400	Life Insurance Contribution	1,621	0	4,064	0	0	797	6,482
519700	Unemployment Compensation	0	0	647	0	0	120	767
519800	Workers Compensation	0	0	22,870	0	0	5,059	27,929
	SUBTOTAL BENEFITS	**643,226**	**0**	**1,058,975**	**0**	**0**	**222,532**	**1,924,733**
	TOTAL PERSONAL SERVICES	**2,098,243**	**0**	**4,999,451**	**0**	**0**	**919,370**	**8,017,064**
521000	Operating Expense	15	0	1,140,548	0	0	0	1,140,563
540000	Travel	0	0	200,000	0	0	0	200,000
550000	Capital Outlay	0	0	50,000	0	0	0	50,000
	TOTAL NET OPERATING EXPENSES	**15**	**0**	**1,390,548**	**0**	**0**	**0**	**1,390,563**
	SUB PROGRAM TOTAL	**2,098,258**	**0**	**6,389,999**	**0**	**0**	**919,370**	**9,407,627**

EXPENDITURE SUMMARY
2021-2022 GENERAL OPERATING BUDGET
UNIVERSITY OF NEBRASKA - LINCOLN
EXCLUDING IANR AND NCTA

SUBPROGRAM #/NAME 28 Museums and Art Gallery

		UNRESTRICTED	DESIGNATED AND/OR RESTRICTED					
ACCOUNT	**DESCRIPTION**	**STATE AND UNIVERSITY GENERATED**	**CASH**	**REVOLVING**	**FEDERAL**	**AUXILIARIES AND SERVICES**	**TRUST**	**TOTAL**
511000 FACULTY								
	Other	577	0	0	0	0	0	577
	SUBTOTAL FACULTY	**577**	**0**	**0**	**0**	**0**	**0**	**577**
512100	Other Administrators	406,805	0	0	0	0	52,180	458,985
513000	Managerial/Professional	1,148,021	0	85,040	0	220,728	568,284	2,022,073
514000	Clerical/Technical/Service	243,438	0	76,492	38,272	40,180	69,119	467,501
516000	Student Wages	21,432	0	4,725	0	8,340	0	34,497
517000	Supplemental Salaries & Wages	0	0	0	0	2,657	0	2,657
	SUBTOTAL NONFACULTY	**1,819,696**	**0**	**166,257**	**38,272**	**271,905**	**689,583**	**2,985,713**
	SUBTOTAL SALARIES & WAGES	**1,820,273**	**0**	**166,257**	**38,272**	**271,905**	**689,583**	**2,986,290**
519100	Retirement Contribution	103,647	0	8,805	743	9,330	49,145	171,670
519200	FICA Contribution	115,211	0	9,525	3,785	20,741	47,913	197,175
519300	Health Insurance Contribution	273,081	0	37,836	4,871	37,049	104,422	457,259
519400	Life Insurance Contribution	1,796	0	162	54	272	713	2,997
519700	Unemployment Compensation	0	0	24	10	53	102	189
519800	Workers Compensation	0	0	852	328	2,502	4,420	8,102
	SUBTOTAL BENEFITS	**493,735**	**0**	**57,204**	**9,791**	**69,947**	**206,715**	**837,392**
	TOTAL PERSONAL SERVICES	**2,314,008**	**0**	**223,461**	**48,063**	**341,852**	**896,298**	**3,823,682**
521000	Operating Expense	66,836	0	63,056	0	68,767	0	198,659
529000	Utilities	34,207	0	0	0	0	0	34,207
540000	Travel	0	0	2,879	0	6,520	0	9,399
550000	Capital Outlay	0	0	17,273	0	0	0	17,273
570000	Cost of Goods Sold	0	0	0	0	54,000	0	54,000
	TOTAL NET OPERATING EXPENSES	**101,043**	**0**	**83,208**	**0**	**129,287**	**0**	**313,538**
	SUB PROGRAM TOTAL	**2,415,051**	**0**	**306,669**	**48,063**	**471,139**	**896,298**	**4,137,220**

EXPENDITURE SUMMARY
2021-2022 GENERAL OPERATING BUDGET
UNIVERSITY OF NEBRASKA - LINCOLN
EXCLUDING IANR AND NCTA

SUBPROGRAM #/NAME 30 Center for Transformative Teaching

		UNRESTRICTED	DESIGNATED AND/OR RESTRICTED					
ACCOUNT	DESCRIPTION	STATE AND UNIVERSITY GENERATED	CASH	REVOLVING	FEDERAL	AUXILIARIES AND SERVICES	TRUST	TOTAL
512100	Other Administrators	0	0	121,440	0	0	0	121,440
513000	Managerial/Professional	0	0	852,176	0	0	0	852,176
514000	Clerical/Technical/Service	0	0	36,693	0	0	0	36,693
	SUBTOTAL NONFACULTY	**0**	**0**	**1,010,309**	**0**	**0**	**0**	**1,010,309**
	SUBTOTAL SALARIES & WAGES	**0**	**0**	**1,010,309**	**0**	**0**	**0**	**1,010,309**
519100	Retirement Contribution	0	0	81,519	0	0	0	81,519
519200	FICA Contribution	0	0	87,203	0	0	0	87,203
519300	Health Insurance Contribution	0	0	124,340	0	0	0	124,340
519400	Life Insurance Contribution	0	0	1,204	0	0	0	1,204
519700	Unemployment Compensation	0	0	178	0	0	0	178
519800	Workers Compensation	0	0	6,359	0	0	0	6,359
	SUBTOTAL BENEFITS	**0**	**0**	**300,803**	**0**	**0**	**0**	**300,803**
	TOTAL PERSONAL SERVICES	**0**	**0**	**1,311,112**	**0**	**0**	**0**	**1,311,112**
521000	Operating Expense	48,936	0	0	0	0	0	48,936
540000	Travel	5,859	0	0	0	0	0	5,859
	TOTAL NET OPERATING EXPENSES	**54,795**	**0**	**0**	**0**	**0**	**0**	**54,795**
	SUB PROGRAM TOTAL	**54,795**	**0**	**1,311,112**	**0**	**0**	**0**	**1,365,907**

EXPENDITURE SUMMARY
2021-2022 GENERAL OPERATING BUDGET
UNIVERSITY OF NEBRASKA - LINCOLN
EXCLUDING IANR AND NCTA

SUBPROGRAM #/NAME 33 Facilities Mgmt & Planning

		UNRESTRICTED	DESIGNATED AND/OR RESTRICTED					
ACCOUNT	**DESCRIPTION**	**STATE AND UNIVERSITY GENERATED**	**CASH**	**REVOLVING**	**FEDERAL**	**AUXILIARIES AND SERVICES**	**TRUST**	**TOTAL**
512100	Other Administrators	228,375	0	0	0	0	0	228,375
513000	Managerial/Professional	3,923,162	0	491,993	0	1,512,056	0	5,927,211
514000	Clerical/Technical/Service	9,188,654	0	2,944,055	0	1,920,956	0	14,053,665
515000	Other Academic	13,262	0	0	0	0	0	13,262
516000	Student Wages	203,734	0	100,405	0	5,500	0	309,639
517000	Supplemental Salaries & Wages	301,678	0	128,829	0	53,132	0	483,639
	SUBTOTAL NONFACULTY	**13,858,865**	**0**	**3,665,282**	**0**	**3,491,644**	**0**	**21,015,791**
	SUBTOTAL SALARIES & WAGES	**13,858,865**	**0**	**3,665,282**	**0**	**3,491,644**	**0**	**21,015,791**
519100	Retirement Contribution	510,705	0	475,897	0	197,251	0	1,183,853
519200	FICA Contribution	950,063	0	567,444	0	260,755	0	1,778,262
519300	Health Insurance Contribution	2,481,220	0	1,467,131	0	522,580	0	4,470,931
519400	Life Insurance Contribution	13,504	0	8,302	0	3,464	0	25,270
519700	Unemployment Compensation	0	0	1,312	0	578	0	1,890
519800	Workers Compensation	0	0	47,119	0	24,683	0	71,802
	SUBTOTAL BENEFITS	**3,955,492**	**0**	**2,567,205**	**0**	**1,009,311**	**0**	**7,532,008**
	TOTAL PERSONAL SERVICES	**17,814,357**	**0**	**6,232,487**	**0**	**4,500,955**	**0**	**28,547,799**
521000	Operating Expense	1,995,952	0	-6,059,689	0	4,790,000	0	726,263
529000	Utilities	24,198,729	0	0	0	0	0	24,198,729
540000	Travel	134,415	0	3,000	0	58,000	0	195,415
550000	Capital Outlay	30,045	0	0	0	40,000	0	70,045
	TOTAL NET OPERATING EXPENSES	**26,359,141**	**0**	**-6,056,689**	**0**	**4,888,000**	**0**	**25,190,452**
	SUB PROGRAM TOTAL	**44,173,498**	**0**	**175,798**	**0**	**9,388,955**	**0**	**53,738,251**

EXPENDITURE SUMMARY
2021-2022 GENERAL OPERATING BUDGET
UNIVERSITY OF NEBRASKA - LINCOLN
EXCLUDING IANR AND NCTA

SUBPROGRAM #/NAME 34 Innovation Campus

		UNRESTRICTED	DESIGNATED AND/OR RESTRICTED					
ACCOUNT	**DESCRIPTION**	**STATE AND UNIVERSITY GENERATED**	**CASH**	**REVOLVING**	**FEDERAL**	**AUXILIARIES AND SERVICES**	**TRUST**	**TOTAL**
521000	Operating Expense	319,000	0	100,000	0	0	0	419,000
	TOTAL NET OPERATING EXPENSES	**319,000**	**0**	**100,000**	**0**	**0**	**0**	**419,000**
	SUB PROGRAM TOTAL	**319,000**	**0**	**100,000**	**0**	**0**	**0**	**419,000**

EXPENDITURE SUMMARY
2021-2022 GENERAL OPERATING BUDGET
UNIVERSITY OF NEBRASKA - LINCOLN
EXCLUDING IANR AND NCTA

SUBPROGRAM #/NAME 41 Executive Administration

		UNRESTRICTED	DESIGNATED AND/OR RESTRICTED					
ACCOUNT	**DESCRIPTION**	**STATE AND UNIVERSITY GENERATED**	**CASH**	**REVOLVING**	**FEDERAL**	**AUXILIARIES AND SERVICES**	**TRUST**	**TOTAL**
512100	Other Administrators	1,671,673	0	0	0	0	0	1,671,673
513000	Managerial/Professional	662,763	0	27,201	0	0	0	689,964
514000	Clerical/Technical/Service	227,713	0	0	0	0	0	227,713
515000	Other Academic	35,525	0	0	0	0	0	35,525
	SUBTOTAL NONFACULTY	**2,597,674**	**0**	**27,201**	**0**	**0**	**0**	**2,624,875**
	SUBTOTAL SALARIES & WAGES	**2,597,674**	**0**	**27,201**	**0**	**0**	**0**	**2,624,875**
519100	Retirement Contribution	134,537	0	2,119	0	0	0	136,656
519200	FICA Contribution	124,662	0	2,073	0	0	0	126,735
519300	Health Insurance Contribution	228,653	0	5,428	0	0	0	234,081
519400	Life Insurance Contribution	1,778	0	30	0	0	0	1,808
519700	Unemployment Compensation	0	0	4	0	0	0	4
519800	Workers Compensation	0	0	156	0	0	0	156
	SUBTOTAL BENEFITS	**489,630**	**0**	**9,810**	**0**	**0**	**0**	**499,440**
	TOTAL PERSONAL SERVICES	**3,087,304**	**0**	**37,011**	**0**	**0**	**0**	**3,124,315**
521000	Operating Expense	421,216	0	0	0	0	0	421,216
550000	Capital Outlay	9,792	0	0	0	0	0	9,792
	TOTAL NET OPERATING EXPENSES	**431,008**	**0**	**0**	**0**	**0**	**0**	**431,008**
	SUB PROGRAM TOTAL	**3,518,312**	**0**	**37,011**	**0**	**0**	**0**	**3,555,323**

EXPENDITURE SUMMARY
2021-2022 GENERAL OPERATING BUDGET
UNIVERSITY OF NEBRASKA - LINCOLN
EXCLUDING IANR AND NCTA

SUBPROGRAM #/NAME 42 Student Services

		UNRESTRICTED	DESIGNATED AND/OR RESTRICTED					
ACCOUNT	**DESCRIPTION**	**STATE AND UNIVERSITY GENERATED**	**CASH**	**REVOLVING**	**FEDERAL**	**AUXILIARIES AND SERVICES**	**TRUST**	**TOTAL**
512100	Other Administrators	298,886	0	527,511	66,888	407,103	0	1,300,388
513000	Managerial/Professional	133,593	0	918,734	737,418	6,375,935	38,121	8,203,801
514000	Clerical/Technical/Service	218,404	0	171,665	23,444	4,103,041	32,074	4,548,628
515000	Other Academic	580	0	10,368	0	244,583	0	255,531
516000	Student Wages	2,154	0	1,655	0	1,991,190	1,000	1,995,999
517000	Supplemental Salaries & Wages	0	0	0	0	45,910	0	45,910
	SUBTOTAL NONFACULTY	**653,617**	**0**	**1,629,933**	**827,750**	**13,167,762**	**71,195**	**16,350,257**
	SUBTOTAL SALARIES & WAGES	**653,617**	**0**	**1,629,933**	**827,750**	**13,167,762**	**71,195**	**16,350,257**
519100	Retirement Contribution	42,790	0	114,997	40,354	621,738	2,628	822,507
519200	FICA Contribution	37,121	0	117,807	60,673	842,474	2,466	1,060,541
519300	Health Insurance Contribution	125,703	0	186,773	99,083	1,875,799	711	2,288,069
519400	Life Insurance Contribution	583	0	1,567	834	11,383	36	14,403
519700	Unemployment Compensation	0	0	276	130	1,812	5	2,223
519800	Workers Compensation	0	0	9,792	3,683	93,440	227	107,142
	SUBTOTAL BENEFITS	**206,197**	**0**	**431,212**	**204,757**	**3,446,646**	**6,073**	**4,294,885**
	TOTAL PERSONAL SERVICES	**859,814**	**0**	**2,061,145**	**1,032,507**	**16,614,408**	**77,268**	**20,645,142**
521000	Operating Expense	30,512	0	8,861	0	16,123,379	0	16,162,752
529000	Utilities	0	0	0	0	765,531	0	765,531
540000	Travel	2,204	0	0	0	146,775	0	148,979
550000	Capital Outlay	0	0	0	0	9,345	0	9,345
570000	Cost of Goods Sold	0	0	0	0	267,500	0	267,500
	TOTAL NET OPERATING EXPENSES	**32,716**	**0**	**8,861**	**0**	**17,312,530**	**0**	**17,354,107**
	SUB PROGRAM TOTAL	**892,530**	**0**	**2,070,006**	**1,032,507**	**33,926,938**	**77,268**	**37,999,249**

EXPENDITURE SUMMARY
2021-2022 GENERAL OPERATING BUDGET
UNIVERSITY OF NEBRASKA - LINCOLN
EXCLUDING IANR AND NCTA

SUBPROGRAM #/NAME 43 Business and Finance

		UNRESTRICTED	DESIGNATED AND/OR RESTRICTED					
ACCOUNT	**DESCRIPTION**	**STATE AND UNIVERSITY GENERATED**	**CASH**	**REVOLVING**	**FEDERAL**	**AUXILIARIES AND SERVICES**	**TRUST**	**TOTAL**
512100	Other Administrators	880,259	0	0	0	0	0	880,259
513000	Managerial/Professional	6,390,638	0	101,411	0	1,433,070	0	7,925,119
514000	Clerical/Technical/Service	4,364,495	0	614,682	0	2,195,857	0	7,175,034
515000	Other Academic	16,952	0	0	0	0	0	16,952
516000	Student Wages	88,684	0	0	0	479,164	0	567,848
517000	Supplemental Salaries & Wages	116,418	0	53,623	0	22,417	0	192,458
	SUBTOTAL NONFACULTY	**11,857,446**	**0**	**769,716**	**0**	**4,130,508**	**0**	**16,757,670**
	SUBTOTAL SALARIES & WAGES	**11,857,446**	**0**	**769,716**	**0**	**4,130,508**	**0**	**16,757,670**
519100	Retirement Contribution	593,095	0	66,577	0	225,727	0	885,399
519200	FICA Contribution	655,686	0	80,104	0	258,063	0	993,853
519300	Health Insurance Contribution	1,534,731	0	164,110	0	804,448	0	2,503,289
519400	Life Insurance Contribution	10,421	0	1,075	0	3,642	0	15,138
519700	Unemployment Compensation	0	0	176	0	597	0	773
519800	Workers Compensation	0	0	6,231	0	26,837	0	33,068
	SUBTOTAL BENEFITS	**2,793,933**	**0**	**318,273**	**0**	**1,319,314**	**0**	**4,431,520**
	TOTAL PERSONAL SERVICES	**14,651,379**	**0**	**1,087,989**	**0**	**5,449,822**	**0**	**21,189,190**
521000	Operating Expense	1,444,783	0	117,255	0	8,703,848	0	10,265,886
529000	Utilities	219,909	0	0	0	0	0	219,909
540000	Travel	33,640	0	7,080	0	112,048	0	152,768
550000	Capital Outlay	118,357	0	24,000	0	825,391	0	967,748
570000	Cost of Goods Sold	0	0	0	0	1,793,920	0	1,793,920
	TOTAL NET OPERATING EXPENSES	**1,816,689**	**0**	**148,335**	**0**	**11,435,207**	**0**	**13,400,231**
	SUB PROGRAM TOTAL	**16,468,068**	**0**	**1,236,324**	**0**	**16,885,029**	**0**	**34,589,421**

EXPENDITURE SUMMARY
2021-2022 GENERAL OPERATING BUDGET
UNIVERSITY OF NEBRASKA - LINCOLN
EXCLUDING IANR AND NCTA

SUBPROGRAM #/NAME 44 General Expense

		UNRESTRICTED	DESIGNATED AND/OR RESTRICTED					
ACCOUNT	**DESCRIPTION**	**STATE AND UNIVERSITY GENERATED**	**CASH**	**REVOLVING**	**FEDERAL**	**AUXILIARIES AND SERVICES**	**TRUST**	**TOTAL**
512100	Other Administrators	527,023	0	98,376	0	0	0	625,399
513000	Managerial/Professional	2,043,121	0	112,665	0	0	0	2,155,786
514000	Clerical/Technical/Service	150,690	0	0	0	0	0	150,690
516000	Student Wages	0	0	15,000	0	0	0	15,000
517000	Supplemental Salaries & Wages	81,618	0	0	0	0	0	81,618
	SUBTOTAL NONFACULTY	**2,802,452**	**0**	**226,041**	**0**	**0**	**0**	**3,028,493**
	SUBTOTAL SALARIES & WAGES	**2,802,452**	**0**	**226,041**	**0**	**0**	**0**	**3,028,493**
519100	Retirement Contribution	149,586	0	28,775	0	0	0	178,361
519200	FICA Contribution	160,940	0	31,491	0	0	0	192,431
519300	Health Insurance Contribution	436,579	0	48,469	0	0	0	485,048
519400	Life Insurance Contribution	2,623	0	423	0	0	0	3,046
519700	Unemployment Compensation	85,000	0	69	0	0	0	85,069
519800	Workers Compensation	836,833	0	2,611	0	0	0	839,444
	SUBTOTAL BENEFITS	**1,671,561**	**0**	**111,838**	**0**	**0**	**0**	**1,783,399**
	TOTAL PERSONAL SERVICES	**4,474,013**	**0**	**337,879**	**0**	**0**	**0**	**4,811,892**
521000	Operating Expense	5,728,458	0	3,751,374	0	0	0	9,479,832
540000	Travel	11,587	0	0	0	0	0	11,587
	TOTAL NET OPERATING EXPENSES	**5,740,045**	**0**	**3,751,374**	**0**	**0**	**0**	**9,491,419**
	SUB PROGRAM TOTAL	**10,214,058**	**0**	**4,089,253**	**0**	**0**	**0**	**14,303,311**

EXPENDITURE SUMMARY
2021-2022 GENERAL OPERATING BUDGET
UNIVERSITY OF NEBRASKA - LINCOLN
EXCLUDING IANR AND NCTA

SUBPROGRAM #/NAME 58 Innovation Campus

		UNRESTRICTED	DESIGNATED AND/OR RESTRICTED					
ACCOUNT	**DESCRIPTION**	**STATE AND UNIVERSITY GENERATED**	**CASH**	**REVOLVING**	**FEDERAL**	**AUXILIARIES AND SERVICES**	**TRUST**	**TOTAL**
513000	Managerial/Professional	62,406	0	45,675	0	0	0	108,081
	SUBTOTAL NONFACULTY	**62,406**	**0**	**45,675**	**0**	**0**	**0**	**108,081**
	SUBTOTAL SALARIES & WAGES	**62,406**	**0**	**45,675**	**0**	**0**	**0**	**108,081**
519100	Retirement Contribution	9,676	0	3,032	0	0	0	12,708
519200	FICA Contribution	9,126	0	3,632	0	0	0	12,758
519300	Health Insurance Contribution	28,270	0	15,361	0	0	0	43,631
519400	Life Insurance Contribution	158	0	52	0	0	0	210
519700	Unemployment Compensation	0	0	8	0	0	0	8
519800	Workers Compensation	0	0	322	0	0	0	322
	SUBTOTAL BENEFITS	**47,230**	**0**	**22,407**	**0**	**0**	**0**	**69,637**
	TOTAL PERSONAL SERVICES	**109,636**	**0**	**68,082**	**0**	**0**	**0**	**177,718**
	SUB PROGRAM TOTAL	**109,636**	**0**	**68,082**	**0**	**0**	**0**	**177,718**

EXPENDITURE SUMMARY
2021-2022 GENERAL OPERATING BUDGET
UNIVERSITY OF NEBRASKA - LINCOLN
EXCLUDING IANR AND NCTA

SUBPROGRAM #/NAME 74 Agency Funds

		UNRESTRICTED	DESIGNATED AND/OR RESTRICTED					
ACCOUNT	**DESCRIPTION**	**STATE AND UNIVERSITY GENERATED**	**CASH**	**REVOLVING**	**FEDERAL**	**AUXILIARIES AND SERVICES**	**TRUST**	**TOTAL**
513000	Managerial/Professional	0	0	0	0	0	543,580	543,580
514000	Clerical/Technical/Service	0	0	0	0	0	97,678	97,678
	SUBTOTAL NONFACULTY	**0**	**0**	**0**	**0**	**0**	**641,258**	**641,258**
	SUBTOTAL SALARIES & WAGES	**0**	**0**	**0**	**0**	**0**	**641,258**	**641,258**
519100	Retirement Contribution	0	0	0	0	0	23,585	23,585
519200	FICA Contribution	0	0	0	0	0	33,193	33,193
519300	Health Insurance Contribution	0	0	0	0	0	48,117	48,117
519400	Life Insurance Contribution	0	0	0	0	0	466	466
519700	Unemployment Compensation	0	0	0	0	0	73	73
519800	Workers Compensation	0	0	0	0	0	3,188	3,188
	SUBTOTAL BENEFITS	**0**	**0**	**0**	**0**	**0**	**108,622**	**108,622**
	TOTAL PERSONAL SERVICES	**0**	**0**	**0**	**0**	**0**	**749,880**	**749,880**
	SUB PROGRAM TOTAL	**0**	**0**	**0**	**0**	**0**	**749,880**	**749,880**

EXPENDITURE SUMMARY
2021-2022 GENERAL OPERATING BUDGET
UNIVERSITY OF NEBRASKA - LINCOLN
EXCLUDING IANR AND NCTA

SUBPROGRAM #/NAME 75 Student Housing

		UNRESTRICTED	DESIGNATED AND/OR RESTRICTED					
ACCOUNT	**DESCRIPTION**	**STATE AND UNIVERSITY GENERATED**	**CASH**	**REVOLVING**	**FEDERAL**	**AUXILIARIES AND SERVICES**	**TRUST**	**TOTAL**
512100	Other Administrators	0	0	0	0	158,710	0	158,710
513000	Managerial/Professional	0	0	0	0	5,576,642	0	5,576,642
514000	Clerical/Technical/Service	0	0	0	0	11,373,965	0	11,373,965
516000	Student Wages	0	0	0	0	3,938,150	0	3,938,150
517000	Supplemental Salaries & Wages	0	0	0	0	77,986	0	77,986
	SUBTOTAL NONFACULTY	**0**	**0**	**0**	**0**	**21,125,453**	**0**	**21,125,453**
	SUBTOTAL SALARIES & WAGES	**0**	**0**	**0**	**0**	**21,125,453**	**0**	**21,125,453**
519100	Retirement Contribution	0	0	0	0	1,003,267	0	1,003,267
519200	FICA Contribution	0	0	0	0	1,224,753	0	1,224,753
519300	Health Insurance Contribution	0	0	0	0	3,634,339	0	3,634,339
519400	Life Insurance Contribution	0	0	0	0	16,864	0	16,864
519700	Unemployment Compensation	0	0	0	0	2,737	0	2,737
519800	Workers Compensation	0	0	0	0	134,540	0	134,540
	SUBTOTAL BENEFITS	**0**	**0**	**0**	**0**	**6,016,500**	**0**	**6,016,500**
	TOTAL PERSONAL SERVICES	**0**	**0**	**0**	**0**	**27,141,953**	**0**	**27,141,953**
521000	Operating Expense	0	0	0	0	17,584,051	0	17,584,051
540000	Travel	0	0	0	0	36,284	0	36,284
550000	Capital Outlay	0	0	0	0	100,500	0	100,500
570000	Cost of Goods Sold	0	0	0	0	501,648	0	501,648
	TOTAL NET OPERATING EXPENSES	**0**	**0**	**0**	**0**	**18,222,483**	**0**	**18,222,483**
	SUB PROGRAM TOTAL	**0**	**0**	**0**	**0**	**45,364,436**	**0**	**45,364,436**

EXPENDITURE SUMMARY
2021-2022 GENERAL OPERATING BUDGET
UNIVERSITY OF NEBRASKA - LINCOLN
EXCLUDING IANR AND NCTA

SUBPROGRAM #/NAME 77 Intercollegiate Athletics

		UNRESTRICTED	DESIGNATED AND/OR RESTRICTED					
ACCOUNT	DESCRIPTION	STATE AND UNIVERSITY GENERATED	CASH	REVOLVING	FEDERAL	AUXILIARIES AND SERVICES	TRUST	TOTAL
	Assistant Professor	0	0	0	0	106,346	0	106,346
	Other	0	0	0	0	21,696	0	21,696
	SUBTOTAL FACULTY	**0**	**0**	**0**	**0**	**128,042**	**0**	**128,042**
512100	Other Administrators	0	0	0	0	19,845,258	0	19,845,258
513000	Managerial/Professional	0	0	0	0	23,608,353	0	23,608,353
514000	Clerical/Technical/Service	0	0	0	0	3,121,086	0	3,121,086
515000	Other Academic	0	0	0	0	195,120	0	195,120
516000	Student Wages	0	0	0	0	1,211,289	0	1,211,289
517000	Supplemental Salaries & Wages	0	0	0	0	464,176	0	464,176
	SUBTOTAL NONFACULTY	**0**	**0**	**0**	**0**	**48,445,282**	**0**	**48,445,282**
	SUBTOTAL SALARIES & WAGES	**0**	**0**	**0**	**0**	**48,573,324**	**0**	**48,573,324**
519100	Retirement Contribution	0	0	0	0	2,100,317	0	2,100,317
519200	FICA Contribution	0	0	0	0	2,191,635	0	2,191,635
519300	Health Insurance Contribution	0	0	0	0	3,262,485	0	3,262,485
519400	Life Insurance Contribution	0	0	0	0	25,663	0	25,663
519700	Unemployment Compensation	0	0	0	0	7,044	0	7,044
519800	Workers Compensation	0	0	0	0	324,728	0	324,728
	SUBTOTAL BENEFITS	**0**	**0**	**0**	**0**	**7,911,872**	**0**	**7,911,872**
	TOTAL PERSONAL SERVICES	**0**	**0**	**0**	**0**	**56,485,196**	**0**	**56,485,196**
521000	Operating Expense	0	0	0	0	90,344,910	0	90,344,910
	TOTAL NET OPERATING EXPENSES	**0**	**0**	**0**	**0**	**90,344,910**	**0**	**90,344,910**
	SUB PROGRAM TOTAL	**0**	**0**	**0**	**0**	**146,830,106**	**0**	**146,830,106**

EXPENDITURE SUMMARY
2021-2022 GENERAL OPERATING BUDGET
UNIVERSITY OF NEBRASKA - LINCOLN
EXCLUDING IANR AND NCTA

SUBPROGRAM #/NAME 79 Other Auxiliary Enterprises

		UNRESTRICTED	DESIGNATED AND/OR RESTRICTED					
ACCOUNT	DESCRIPTION	STATE AND UNIVERSITY GENERATED	CASH	REVOLVING	FEDERAL	AUXILIARIES AND SERVICES	TRUST	TOTAL
512100	Other Administrators	0	0	0	0	9,735	0	9,735
513000	Managerial/Professional	0	0	0	0	1,567,246	0	1,567,246
514000	Clerical/Technical/Service	0	0	0	0	343,280	0	343,280
516000	Student Wages	0	0	0	0	49,829	0	49,829
	SUBTOTAL NONFACULTY	**0**	**0**	**0**	**0**	**1,970,090**	**0**	**1,970,090**
	SUBTOTAL SALARIES & WAGES	**0**	**0**	**0**	**0**	**1,970,090**	**0**	**1,970,090**
519100	Retirement Contribution	0	0	0	0	119,773	0	119,773
519200	FICA Contribution	0	0	0	0	132,160	0	132,160
519300	Health Insurance Contribution	0	0	0	0	363,259	0	363,259
519400	Life Insurance Contribution	0	0	0	0	1,893	0	1,893
519700	Unemployment Compensation	0	0	0	0	289	0	289
519800	Workers Compensation	0	0	0	0	12,963	0	12,963
	SUBTOTAL BENEFITS	**0**	**0**	**0**	**0**	**630,337**	**0**	**630,337**
	TOTAL PERSONAL SERVICES	**0**	**0**	**0**	**0**	**2,600,427**	**0**	**2,600,427**
521000	Operating Expense	25,000	0	0	0	1,679,887	0	1,704,887
540000	Travel	0	0	0	0	38,000	0	38,000
	TOTAL NET OPERATING EXPENSES	**25,000**	**0**	**0**	**0**	**1,717,887**	**0**	**1,742,887**
	SUB PROGRAM TOTAL	**25,000**	**0**	**0**	**0**	**4,318,314**	**0**	**4,343,314**

EXPENDITURE SUMMARY
2021-2022 GENERAL OPERATING BUDGET
UNIVERSITY OF NEBRASKA - LINCOLN
EXCLUDING IANR AND NCTA

SUBPROGRAM #/NAME 98 Company Balance Sheets

		UNRESTRICTED	DESIGNATED AND/OR RESTRICTED					
ACCOUNT	**DESCRIPTION**	**STATE AND UNIVERSITY GENERATED**	**CASH**	**REVOLVING**	**FEDERAL**	**AUXILIARIES AND SERVICES**	**TRUST**	**TOTAL**
512100	Other Administrators	0	0	0	0	1,129,668	0	1,129,668
513000	Managerial/Professional	0	0	0	0	2,091,024	0	2,091,024
514000	Clerical/Technical/Service	0	0	0	0	208,510	0	208,510
	SUBTOTAL NONFACULTY	**0**	**0**	**0**	**0**	**3,429,202**	**0**	**3,429,202**
	SUBTOTAL SALARIES & WAGES	**0**	**0**	**0**	**0**	**3,429,202**	**0**	**3,429,202**
519100	Retirement Contribution	0	0	0	0	266,241	0	266,241
519200	FICA Contribution	0	0	0	0	266,229	0	266,229
519300	Health Insurance Contribution	0	0	0	0	533,806	0	533,806
519400	Life Insurance Contribution	0	0	0	0	3,521	0	3,521
519700	Unemployment Compensation	0	0	0	0	343	0	343
519800	Workers Compensation	0	0	0	0	14,645	0	14,645
	SUBTOTAL BENEFITS	**0**	**0**	**0**	**0**	**1,084,785**	**0**	**1,084,785**
	TOTAL PERSONAL SERVICES	**0**	**0**	**0**	**0**	**4,513,987**	**0**	**4,513,987**
521000	Operating Expense	0	0	0	185,466,900	75,547,261	99,138,294	360,152,455
	TOTAL NET OPERATING EXPENSES	**0**	**0**	**0**	**185,466,900**	**75,547,261**	**99,138,294**	**360,152,455**
	SUB PROGRAM TOTAL	**0**	**0**	**0**	**185,466,900**	**80,061,248**	**99,138,294**	**364,666,442**

EXPENDITURE SUMMARY
2021-2022 GENERAL OPERATING BUDGET
UNIVERSITY OF NEBRASKA - LINCOLN
INSTITUTE OF AGRICULTURE AND NATURAL RESOURCES

CAMPUS TOTAL

		UNRESTRICTED	DESIGNATED AND/OR RESTRICTED					
ACCOUNT	**DESCRIPTION**	**STATE AND UNIVERSITY GENERATED**	**CASH**	**REVOLVING**	**FEDERAL**	**AUXILIARIES AND SERVICES**	**TRUST**	**TOTAL**
511000	FACULTY							
	Professor	22,332,054	0	744,768	452,183	83,408	902,483	24,514,896
	Associate Professor	14,286,828	0	521,321	616,360	0	311,975	15,736,484
	Assistant Professor	10,743,909	0	904,988	303,416	0	389,435	12,341,748
	Other	2,929,653	0	-1,974	1,489,885	-93,213	3,518,325	7,842,676
	SUBTOTAL FACULTY	**50,292,444**	**0**	**2,169,103**	**2,861,844**	**-9,805**	**5,122,218**	**60,435,804**
512100	Other Administrators	4,596,912	0	0	31,238	0	0	4,628,150
512000	Chairpersons	3,758,009	0	16,458	0	0	866,174	4,640,641
513000	Managerial/Professional	16,406,747	0	7,359,304	2,573,097	936,500	1,867,843	29,143,491
514000	Clerical/Technical/Service	5,136,866	0	2,769,564	3,689,836	259,048	292,692	12,148,006
515000	Other Academic	4,305,790	0	1,035,277	419,101	0	404,932	6,165,100
516000	Student Wages	709,401	0	393,319	0	40,950	0	1,143,670
517000	Supplemental Salaries & Wages	0	0	25,000	0	0	0	25,000
	SUBTOTAL NONFACULTY	**34,913,725**	**0**	**11,598,922**	**6,713,272**	**1,236,498**	**3,431,641**	**57,894,058**
	SUBTOTAL SALARIES & WAGES	**85,206,169**	**0**	**13,768,025**	**9,575,116**	**1,226,693**	**8,553,859**	**118,329,862**
519100	Retirement Contribution	6,323,086	0	647,101	363,855	79,736	290,833	7,704,611
519200	FICA Contribution	6,137,106	0	881,152	574,508	85,870	384,922	8,063,558
519300	Health Insurance Contribution	11,751,103	0	2,684,768	1,560,743	198,724	1,103,445	17,298,783
519400	Life Insurance Contribution	92,999	0	13,771	9,578	1,227	8,555	126,130
519800	Workers Compensation	357,983	0	0	0	0	0	357,983
	SUBTOTAL BENEFITS	**24,662,277**	**0**	**4,226,792**	**2,508,684**	**365,557**	**1,787,755**	**33,551,065**
	TOTAL PERSONAL SERVICES	**109,868,446**	**0**	**17,994,817**	**12,083,800**	**1,592,250**	**10,341,614**	**151,880,927**
521000	Operating Expense	10,590,689	0	9,188,766	32,911,500	3,048,250	22,658,386	78,397,591
529000	Utilities	1,722,168	0	3,600	0	0	0	1,725,768
530000	Supplies & Materials	39,329	0	0	0	0	0	39,329
540000	Travel	749,815	0	456,861	4,700	79,500	0	1,290,876
550000	Capital Outlay	41,977	1,600,000	1,355,956	0	80,000	0	3,077,933
	TOTAL NET OPERATING EXPENSES	**13,143,978**	**1,600,000**	**11,005,183**	**32,916,200**	**3,207,750**	**22,658,386**	**84,531,497**
	CAMPUS TOTAL	**123,012,424**	**1,600,000**	**29,000,000**	**45,000,000**	**4,800,000**	**33,000,000**	**236,412,424**

REVENUE SUMMARY
2021-2022 GENERAL OPERATING BUDGET
UNIVERSITY OF NEBRASKA - LINCOLN
INSTITUTE OF AGRICULTURE AND NATURAL RESOURCES

CAMPUS TOTAL

7/28/21 9:24:39AM

		UNRESTRICTED	DESIGNATED AND/OR RESTRICTED					
ACCOUNT	**DESCRIPTION**	**STATE AND UNIVERSITY GENERATED**	**CASH**	**REVOLVING**	**FEDERAL**	**AUXILIARIES AND SERVICES**	**TRUST**	**TOTAL**
410000	State Appropriation	97,139,607	0	0	0	0	0	97,139,607
TOTAL STATE SUPPORT		**97,139,607**	**0**	**0**	**0**	**0**	**0**	**97,139,607**
450000	Sales and Services	0	0	0	5,324,046	0	0	5,324,046
460000	Restricted Revenue	0	0	0	39,675,954	0	0	39,675,954
TOTAL FEDERAL FUND		**0**	**0**	**0**	**45,000,000**	**0**	**0**	**45,000,000**
450000	Sales and Services	0	0	54,797,504	0	5,375,780	0	60,173,284
459950	Sales & Services/Offset -	0	0	-25,797,504	0	-575,780	0	-26,373,284
TOTAL REVOLVING FUND		**0**	**0**	**29,000,000**	**0**	**4,800,000**	**0**	**33,800,000**
460000	Restricted Revenue	0	0	0	0	0	33,000,000	33,000,000
TOTAL TRUST FUND		**0**	**0**	**0**	**0**	**0**	**33,000,000**	**33,000,000**
441100	Undergraduate Resident	13,370,875	0	0	0	0	0	13,370,875
441110	Undergraduate Nonresident	16,380,880	0	0	0	0	0	16,380,880
441200	Graduate Resident	1,786,158	0	0	0	0	0	1,786,158
441210	Graduate Nonresident	7,936,128	0	0	0	0	0	7,936,128
TOTAL GROSS TUITION		**39,474,041**	**0**	**0**	**0**	**0**	**0**	**39,474,041**
441001	Tuition Adjustments	-543,583	0	0	0	0	0	-543,583
441990	Tuition Remissions	-12,589,019	0	0	0	0	0	-12,589,019
TOTAL TUITION OFFSETS		**-13,132,602**	**0**	**0**	**0**	**0**	**0**	**-13,132,602**
SUBTOTAL NET TUITION (CASH)		**26,341,439**	**0**	**0**	**0**	**0**	**0**	**26,341,439**
461900	Indirect Costs-Federal	0	1,600,000	0	0	0	0	1,600,000
833428	U-Wide Debt Svc & Admin S	-468,622	0	0	0	0	0	-468,622
SUBTOTAL OTHER CASH		**-468,622**	**1,600,000**	**0**	**0**	**0**	**0**	**1,131,378**
TOTAL CASH FUND		**25,872,817**	**1,600,000**	**0**	**0**	**0**	**0**	**27,472,817**
TOTAL REVENUE		**123,012,424**	**1,600,000**	**29,000,000**	**45,000,000**	**4,800,000**	**33,000,000**	**236,412,424**

EXPENDITURE SUMMARY
2021-2022 GENERAL OPERATING BUDGET
UNIVERSITY OF NEBRASKA - LINCOLN
INSTITUTE OF AGRICULTURE AND NATURAL RESOURCES

SUBPROGRAM #/NAME 61 College of Ag Sciences and Natural Resources

		UNRESTRICTED	DESIGNATED AND/OR RESTRICTED					
ACCOUNT	**DESCRIPTION**	**STATE AND UNIVERSITY GENERATED**	**CASH**	**REVOLVING**	**FEDERAL**	**AUXILIARIES AND SERVICES**	**TRUST**	**TOTAL**
511000 FACULTY								
	Professor	4,472,459	0	348,561	0	0	164,661	4,985,681
	Associate Professor	3,431,468	0	110,881	0	0	56,692	3,599,041
	Assistant Professor	2,821,405	0	446,817	0	0	0	3,268,222
	Other	207,555	0	-23,954	0	0	114,823	298,424
	SUBTOTAL FACULTY	**10,932,887**	**0**	**882,305**	**0**	**0**	**336,176**	**12,151,368**
512100	Other Administrators	855,076	0	0	0	0	0	855,076
512000	Chairpersons	853,841	0	0	0	0	0	853,841
513000	Managerial/Professional	1,385,624	0	370,516	48,450	0	202,521	2,007,111
514000	Clerical/Technical/Service	483,223	0	62,483	0	0	0	545,706
515000	Other Academic	590,512	0	25,094	0	0	0	615,606
516000	Student Wages	170,069	0	9,758	0	0	0	179,827
	SUBTOTAL NONFACULTY	**4,338,345**	**0**	**467,851**	**48,450**	**0**	**202,521**	**5,057,167**
	SUBTOTAL SALARIES & WAGES	**15,271,232**	**0**	**1,350,156**	**48,450**	**0**	**538,697**	**17,208,535**
519100	Retirement Contribution	1,038,449	0	63,457	1,841	0	18,316	1,122,063
519200	FICA Contribution	1,007,903	0	86,410	2,907	0	24,241	1,121,461
519300	Health Insurance Contribution	2,367,043	0	263,280	7,897	0	69,492	2,707,712
519400	Life Insurance Contribution	15,273	0	1,352	48	0	540	17,213
	SUBTOTAL BENEFITS	**4,428,668**	**0**	**414,499**	**12,693**	**0**	**112,589**	**4,968,449**
	TOTAL PERSONAL SERVICES	**19,699,900**	**0**	**1,764,655**	**61,143**	**0**	**651,286**	**22,176,984**
521000	Operating Expense	4,056,672	0	929,742	0	0	0	4,986,414
540000	Travel	34,674	0	5,500	0	0	0	40,174
550000	Capital Outlay	8,951	0	0	0	0	0	8,951
	TOTAL NET OPERATING EXPENSES	**4,100,297**	**0**	**935,242**	**0**	**0**	**0**	**5,035,539**
	SUB PROGRAM TOTAL	**23,800,197**	**0**	**2,699,897**	**61,143**	**0**	**651,286**	**27,212,523**

EXPENDITURE SUMMARY
2021-2022 GENERAL OPERATING BUDGET
UNIVERSITY OF NEBRASKA - LINCOLN
INSTITUTE OF AGRICULTURE AND NATURAL RESOURCES

SUBPROGRAM #/NAME 62 Agriculture Research Division

		UNRESTRICTED	DESIGNATED AND/OR RESTRICTED					
ACCOUNT	**DESCRIPTION**	**STATE AND UNIVERSITY GENERATED**	**CASH**	**REVOLVING**	**FEDERAL**	**AUXILIARIES AND SERVICES**	**TRUST**	**TOTAL**
511000	FACULTY							
	Professor	10,255,098	0	333,103	201,053	0	407,840	11,197,094
	Associate Professor	6,064,712	0	269,866	182,193	0	52,758	6,569,529
	Assistant Professor	3,648,467	0	442,129	237,502	0	247,740	4,575,838
	Other	-1,426,470	0	21,980	44,845	0	0	-1,359,645
	SUBTOTAL FACULTY	**18,541,807**	**0**	**1,067,078**	**665,593**	**0**	**708,338**	**20,982,816**
512100	Other Administrators	1,135,357	0	0	0	0	0	1,135,357
512000	Chairpersons	1,774,422	0	16,458	0	0	0	1,790,880
513000	Managerial/Professional	6,101,678	0	4,585,911	883,743	600,525	730,539	12,902,396
514000	Clerical/Technical/Service	2,732,953	0	2,407,055	3,555,592	211,215	196,432	9,103,247
515000	Other Academic	3,417,353	0	1,010,183	363,149	0	291,268	5,081,953
516000	Student Wages	402,130	0	342,272	0	7,000	0	751,402
517000	Supplemental Salaries & Wages	0	0	25,000	0	0	0	25,000
	SUBTOTAL NONFACULTY	**15,563,893**	**0**	**8,386,879**	**4,802,484**	**818,740**	**1,218,239**	**30,790,235**
	SUBTOTAL SALARIES & WAGES	**34,105,700**	**0**	**9,453,957**	**5,468,077**	**818,740**	**1,926,577**	**51,773,051**
519100	Retirement Contribution	2,475,942	0	444,338	207,787	53,218	65,504	3,246,789
519200	FICA Contribution	2,403,118	0	605,051	328,086	57,312	86,696	3,480,263
519300	Health Insurance Contribution	5,643,684	0	1,843,524	891,296	132,636	248,525	8,759,665
519400	Life Insurance Contribution	36,414	0	9,454	5,471	819	1,929	54,087
	SUBTOTAL BENEFITS	**10,559,158**	**0**	**2,902,367**	**1,432,640**	**243,985**	**402,654**	**15,540,804**
	TOTAL PERSONAL SERVICES	**44,664,858**	**0**	**12,356,324**	**6,900,717**	**1,062,725**	**2,329,231**	**67,313,855**
521000	Operating Expense	2,557,844	0	21,526,276	0	2,758,570	0	26,842,690
529000	Utilities	0	0	3,600	0	0	0	3,600
530000	Supplies & Materials	37,235	0	0	0	0	0	37,235
540000	Travel	179,527	0	331,201	0	38,000	0	548,728
550000	Capital Outlay	0	0	1,221,630	0	80,000	0	1,301,630
	TOTAL NET OPERATING EXPENSES	**2,774,606**	**0**	**23,082,707**	**0**	**2,876,570**	**0**	**28,733,883**
	SUB PROGRAM TOTAL	**47,439,464**	**0**	**35,439,031**	**6,900,717**	**3,939,295**	**2,329,231**	**96,047,738**

EXPENDITURE SUMMARY
2021-2022 GENERAL OPERATING BUDGET
UNIVERSITY OF NEBRASKA - LINCOLN
INSTITUTE OF AGRICULTURE AND NATURAL RESOURCES

SUBPROGRAM #/NAME 63 Cooperative Extension Service

		UNRESTRICTED	DESIGNATED AND/OR RESTRICTED					
ACCOUNT	**DESCRIPTION**	**STATE AND UNIVERSITY GENERATED**	**CASH**	**REVOLVING**	**FEDERAL**	**AUXILIARIES AND SERVICES**	**TRUST**	**TOTAL**
511000 FACULTY								
	Professor	7,380,765	0	63,104	133,978	0	132,563	7,710,410
	Associate Professor	4,618,179	0	140,574	434,167	0	202,525	5,395,445
	Assistant Professor	4,115,268	0	16,042	0	0	101,977	4,233,287
	Other	-1,761,438	0	0	0	0	0	-1,761,438
	SUBTOTAL FACULTY	**14,352,774**	**0**	**219,720**	**568,145**	**0**	**437,065**	**15,577,704**
512100	Other Administrators	853,631	0	0	31,238	0	0	884,869
512000	Chairpersons	1,129,746	0	0	0	0	50,369	1,180,115
513000	Managerial/Professional	1,929,250	0	1,530,555	761,484	90,133	497,401	4,808,823
514000	Clerical/Technical/Service	986,828	0	252,559	72,315	28,972	21,230	1,361,904
515000	Other Academic	255,181	0	0	55,952	0	0	311,133
516000	Student Wages	136,160	0	15,849	0	1,563	0	153,572
	SUBTOTAL NONFACULTY	**5,290,796**	**0**	**1,798,963**	**920,989**	**120,668**	**569,000**	**8,700,416**
	SUBTOTAL SALARIES & WAGES	**19,643,570**	**0**	**2,018,683**	**1,489,134**	**120,668**	**1,006,065**	**24,278,120**
519100	Retirement Contribution	1,600,725	0	94,880	56,587	7,844	34,207	1,794,243
519200	FICA Contribution	1,553,645	0	129,196	89,347	8,447	45,273	1,825,908
519300	Health Insurance Contribution	3,648,710	0	393,645	242,728	19,547	129,782	4,434,412
519400	Life Insurance Contribution	23,542	0	2,021	1,489	121	1,006	28,179
	SUBTOTAL BENEFITS	**6,826,622**	**0**	**619,742**	**390,151**	**35,959**	**210,268**	**8,082,742**
	TOTAL PERSONAL SERVICES	**26,470,192**	**0**	**2,638,425**	**1,879,285**	**156,627**	**1,216,333**	**32,360,862**
521000	Operating Expense	1,214,330	0	5,819,595	0	267,530	0	7,301,455
530000	Supplies & Materials	2,094	0	0	0	0	0	2,094
540000	Travel	336,844	0	119,160	0	11,500	0	467,504
550000	Capital Outlay	0	0	25,000	0	0	0	25,000
	TOTAL NET OPERATING EXPENSES	**1,553,268**	**0**	**5,963,755**	**0**	**279,030**	**0**	**7,796,053**
	SUB PROGRAM TOTAL	**28,023,460**	**0**	**8,602,180**	**1,879,285**	**435,657**	**1,216,333**	**40,156,915**

EXPENDITURE SUMMARY
2021-2022 GENERAL OPERATING BUDGET
UNIVERSITY OF NEBRASKA - LINCOLN
INSTITUTE OF AGRICULTURE AND NATURAL RESOURCES

SUBPROGRAM #/NAME 64 NE Innovation Campus

		UNRESTRICTED	DESIGNATED AND/OR RESTRICTED					
ACCOUNT	DESCRIPTION	STATE AND UNIVERSITY GENERATED	CASH	REVOLVING	FEDERAL	AUXILIARIES AND SERVICES	TRUST	TOTAL
513000	Managerial/Professional	145,802	0	41,340	0	0	0	187,142
	SUBTOTAL NONFACULTY	**145,802**	**0**	**41,340**	**0**	**0**	**0**	**187,142**
	SUBTOTAL SALARIES & WAGES	**145,802**	**0**	**41,340**	**0**	**0**	**0**	**187,142**
519100	Retirement Contribution	9,915	0	1,943	0	0	0	11,858
519200	FICA Contribution	9,623	0	2,646	0	0	0	12,269
519300	Health Insurance Contribution	22,599	0	8,061	0	0	0	30,660
519400	Life Insurance Contribution	146	0	41	0	0	0	187
	SUBTOTAL BENEFITS	**42,283**	**0**	**12,691**	**0**	**0**	**0**	**54,974**
	TOTAL PERSONAL SERVICES	**188,085**	**0**	**54,031**	**0**	**0**	**0**	**242,116**
	SUB PROGRAM TOTAL	**188,085**	**0**	**54,031**	**0**	**0**	**0**	**242,116**

EXPENDITURE SUMMARY
2021-2022 GENERAL OPERATING BUDGET
UNIVERSITY OF NEBRASKA - LINCOLN
INSTITUTE OF AGRICULTURE AND NATURAL RESOURCES

SUBPROGRAM #/NAME 65 Nebraska Forest Service

		UNRESTRICTED	DESIGNATED AND/OR RESTRICTED					
ACCOUNT	**DESCRIPTION**	**STATE AND UNIVERSITY GENERATED**	**CASH**	**REVOLVING**	**FEDERAL**	**AUXILIARIES AND SERVICES**	**TRUST**	**TOTAL**
511000 FACULTY								
	Professor	193,732	0	0	117,152	0	26,477	337,361
	Associate Professor	172,469	0	0	0	0	0	172,469
	Assistant Professor	158,769	0	0	65,914	0	0	224,683
	SUBTOTAL FACULTY	**524,970**	**0**	**0**	**183,066**	**0**	**26,477**	**734,513**
512100	Other Administrators	130,928	0	0	0	0	0	130,928
513000	Managerial/Professional	566,331	0	0	879,420	0	23,012	1,468,763
514000	Clerical/Technical/Service	192,014	0	0	61,929	18,861	75,030	347,834
	SUBTOTAL NONFACULTY	**889,273**	**0**	**0**	**941,349**	**18,861**	**98,042**	**1,947,525**
	SUBTOTAL SALARIES & WAGES	**1,414,243**	**0**	**0**	**1,124,415**	**18,861**	**124,519**	**2,682,038**
519100	Retirement Contribution	96,169	0	0	42,728	1,226	4,233	144,356
519200	FICA Contribution	93,340	0	0	67,465	1,320	5,603	167,728
519300	Health Insurance Contribution	219,207	0	0	183,280	3,055	16,064	421,606
519400	Life Insurance Contribution	1,414	0	0	1,125	19	124	2,682
	SUBTOTAL BENEFITS	**410,130**	**0**	**0**	**294,598**	**5,620**	**26,024**	**736,372**
	TOTAL PERSONAL SERVICES	**1,824,373**	**0**	**0**	**1,419,013**	**24,481**	**150,543**	**3,418,410**
521000	Operating Expense	1,100,740	0	91,000	0	91,812	0	1,283,552
540000	Travel	0	0	1,000	0	0	0	1,000
	TOTAL NET OPERATING EXPENSES	**1,100,740**	**0**	**92,000**	**0**	**91,812**	**0**	**1,284,552**
	SUB PROGRAM TOTAL	**2,925,113**	**0**	**92,000**	**1,419,013**	**116,293**	**150,543**	**4,702,962**

EXPENDITURE SUMMARY
2021-2022 GENERAL OPERATING BUDGET
UNIVERSITY OF NEBRASKA - LINCOLN
INSTITUTE OF AGRICULTURE AND NATURAL RESOURCES

SUBPROGRAM #/NAME 66 Other IANR

		UNRESTRICTED	DESIGNATED AND/OR RESTRICTED					
ACCOUNT	**DESCRIPTION**	**STATE AND UNIVERSITY GENERATED**	**CASH**	**REVOLVING**	**FEDERAL**	**AUXILIARIES AND SERVICES**	**TRUST**	**TOTAL**
511000 FACULTY								
	Professor	30,000	0	0	0	83,408	65,225	178,633
	Other	5,910,006	0	0	0	-93,213	97,344	5,914,137
	SUBTOTAL FACULTY	**5,940,006**	**0**	**0**	**0**	**-9,805**	**162,569**	**6,092,770**
512100	Other Administrators	1,388,492	0	0	0	0	0	1,388,492
513000	Managerial/Professional	5,879,167	0	344,662	0	245,842	95,290	6,564,961
514000	Clerical/Technical/Service	741,848	0	47,467	0	0	0	789,315
516000	Student Wages	1,042	0	25,440	0	32,387	0	58,869
	SUBTOTAL NONFACULTY	**8,010,549**	**0**	**417,569**	**0**	**278,229**	**95,290**	**8,801,637**
	SUBTOTAL SALARIES & WAGES	**13,950,555**	**0**	**417,569**	**0**	**268,424**	**257,859**	**14,894,407**
519100	Retirement Contribution	1,055,981	0	19,626	0	17,448	8,768	1,101,823
519200	FICA Contribution	1,024,923	0	26,725	0	18,791	11,603	1,082,042
519300	Health Insurance Contribution	-254,775	0	81,426	0	43,486	33,263	-96,600
519400	Life Insurance Contribution	15,534	0	417	0	268	257	16,476
519800	Workers Compensation	357,983	0	0	0	0	0	357,983
	SUBTOTAL BENEFITS	**2,199,646**	**0**	**128,194**	**0**	**79,993**	**53,891**	**2,461,724**
	TOTAL PERSONAL SERVICES	**16,150,201**	**0**	**545,763**	**0**	**348,417**	**311,750**	**17,356,131**
521000	Operating Expense	1,313,813	0	-19,186,345	0	-69,662	0	-17,942,194
529000	Utilities	1,722,168	0	0	0	0	0	1,722,168
540000	Travel	171,770	0	0	0	30,000	0	201,770
550000	Capital Outlay	9,726	1,600,000	109,326	0	0	0	1,719,052
	TOTAL NET OPERATING EXPENSES	**3,217,477**	**1,600,000**	**-19,077,019**	**0**	**-39,662**	**0**	**-14,299,204**
	SUB PROGRAM TOTAL	**19,367,678**	**1,600,000**	**-18,531,256**	**0**	**308,755**	**311,750**	**3,056,927**

EXPENDITURE SUMMARY
2021-2022 GENERAL OPERATING BUDGET
UNIVERSITY OF NEBRASKA - LINCOLN
INSTITUTE OF AGRICULTURE AND NATURAL RESOURCES

SUBPROGRAM #/NAME 68 IANR International Programs

		UNRESTRICTED	DESIGNATED AND/OR RESTRICTED					
ACCOUNT	**DESCRIPTION**	**STATE AND UNIVERSITY GENERATED**	**CASH**	**REVOLVING**	**FEDERAL**	**AUXILIARIES AND SERVICES**	**TRUST**	**TOTAL**
511000 FACULTY								
	Professor	0	0	0	0	0	105,717	105,717
	Assistant Professor	0	0	0	0	0	39,718	39,718
	SUBTOTAL FACULTY	**0**	**0**	**0**	**0**	**0**	**145,435**	**145,435**
512100	Other Administrators	233,428	0	0	0	0	0	233,428
512000	Chairpersons	0	0	0	0	0	815,805	815,805
513000	Managerial/Professional	398,895	0	486,320	0	0	319,080	1,204,295
515000	Other Academic	42,744	0	0	0	0	113,664	156,408
	SUBTOTAL NONFACULTY	**675,067**	**0**	**486,320**	**0**	**0**	**1,248,549**	**2,409,936**
	SUBTOTAL SALARIES & WAGES	**675,067**	**0**	**486,320**	**0**	**0**	**1,393,984**	**2,555,371**
519100	Retirement Contribution	45,905	0	22,857	0	0	47,396	116,158
519200	FICA Contribution	44,554	0	31,124	0	0	62,729	138,407
519300	Health Insurance Contribution	104,635	0	94,832	0	0	179,824	379,291
519400	Life Insurance Contribution	676	0	486	0	0	1,393	2,555
	SUBTOTAL BENEFITS	**195,770**	**0**	**149,299**	**0**	**0**	**291,342**	**636,411**
	TOTAL PERSONAL SERVICES	**870,837**	**0**	**635,619**	**0**	**0**	**1,685,326**	**3,191,782**
521000	Operating Expense	347,290	0	8,498	0	0	0	355,788
540000	Travel	27,000	0	0	0	0	0	27,000
550000	Capital Outlay	23,300	0	0	0	0	0	23,300
	TOTAL NET OPERATING EXPENSES	**397,590**	**0**	**8,498**	**0**	**0**	**0**	**406,088**
	SUB PROGRAM TOTAL	**1,268,427**	**0**	**644,117**	**0**	**0**	**1,685,326**	**3,597,870**

EXPENDITURE SUMMARY
2021-2022 GENERAL OPERATING BUDGET
UNIVERSITY OF NEBRASKA - LINCOLN
INSTITUTE OF AGRICULTURE AND NATURAL RESOURCES

SUBPROGRAM #/NAME 74 Agency Funds

		UNRESTRICTED	DESIGNATED AND/OR RESTRICTED					
ACCOUNT	**DESCRIPTION**	**STATE AND UNIVERSITY GENERATED**	**CASH**	**REVOLVING**	**FEDERAL**	**AUXILIARIES AND SERVICES**	**TRUST**	**TOTAL**
521000	Operating Expense	0	0	0	787,963	0	0	787,963
540000	Travel	0	0	0	4,700	0	0	4,700
	TOTAL NET OPERATING EXPENSES	**0**	**0**	**0**	**792,663**	**0**	**0**	**792,663**
	SUB PROGRAM TOTAL	**0**	**0**	**0**	**792,663**	**0**	**0**	**792,663**

EXPENDITURE SUMMARY
2021-2022 GENERAL OPERATING BUDGET
UNIVERSITY OF NEBRASKA - LINCOLN
INSTITUTE OF AGRICULTURE AND NATURAL RESOURCES

SUBPROGRAM #/NAME 98 Company Balance Sheets

		UNRESTRICTED	DESIGNATED AND/OR RESTRICTED					
ACCOUNT	DESCRIPTION	STATE AND UNIVERSITY GENERATED	CASH	REVOLVING	FEDERAL	AUXILIARIES AND SERVICES	TRUST	TOTAL
	Other	0	0	0	1,445,040	0	3,306,158	4,751,198
	SUBTOTAL FACULTY	**0**	**0**	**0**	**1,445,040**	**0**	**3,306,158**	**4,751,198**
	SUBTOTAL SALARIES & WAGES	**0**	**0**	**0**	**1,445,040**	**0**	**3,306,158**	**4,751,198**
519100	Retirement Contribution	0	0	0	54,912	0	112,409	167,321
519200	FICA Contribution	0	0	0	86,703	0	148,777	235,480
519300	Health Insurance Contribution	0	0	0	235,542	0	426,495	662,037
519400	Life Insurance Contribution	0	0	0	1,445	0	3,306	4,751
	SUBTOTAL BENEFITS	**0**	**0**	**0**	**378,602**	**0**	**690,987**	**1,069,589**
	TOTAL PERSONAL SERVICES	**0**	**0**	**0**	**1,823,642**	**0**	**3,997,145**	**5,820,787**
521000	Operating Expense	0	0	0	32,123,537	0	22,658,386	54,781,923
	TOTAL NET OPERATING EXPENSES	**0**	**0**	**0**	**32,123,537**	**0**	**22,658,386**	**54,781,923**
	SUB PROGRAM TOTAL	**0**	**0**	**0**	**33,947,179**	**0**	**26,655,531**	**60,602,710**

EXPENDITURE SUMMARY
2021-2022 GENERAL OPERATING BUDGET
NEBRASKA COLLEGE OF TECHNICAL AGRICULTURE

CAMPUS TOTAL

		UNRESTRICTED	DESIGNATED AND/OR RESTRICTED					
ACCOUNT	**DESCRIPTION**	**STATE AND UNIVERSITY GENERATED**	**CASH**	**REVOLVING**	**FEDERAL**	**AUXILIARIES AND SERVICES**	**TRUST**	**TOTAL**
511000	FACULTY							
	Professor	104,263	0	0	0	0	0	104,263
	Associate Professor	495,040	0	0	0	0	0	495,040
	Assistant Professor	482,307	0	0	0	0	0	482,307
	Other	457,704	0	0	0	0	0	457,704
	SUBTOTAL FACULTY	**1,539,314**	**0**	**0**	**0**	**0**	**0**	**1,539,314**
512100	Other Administrators	329,597	0	0	0	0	0	329,597
513000	Managerial/Professional	562,130	0	0	0	85,989	0	648,119
514000	Clerical/Technical/Service	368,034	0	0	0	203,890	0	571,924
516000	Student Wages	54,162	0	4,341	0	20,555	0	79,058
	SUBTOTAL NONFACULTY	**1,313,923**	**0**	**4,341**	**0**	**310,434**	**0**	**1,628,698**
	SUBTOTAL SALARIES & WAGES	**2,853,237**	**0**	**4,341**	**0**	**310,434**	**0**	**3,168,012**
519100	Retirement Contribution	186,505	0	0	0	11,485	0	197,990
519200	FICA Contribution	203,461	0	26	0	21,420	0	224,907
519300	Health Insurance Contribution	413,166	0	130	0	66,434	0	479,730
519400	Life Insurance Contribution	2,826	0	0	0	311	0	3,137
519800	Workers Compensation	10,464	0	21	0	1,487	0	11,972
	SUBTOTAL BENEFITS	**816,422**	**0**	**177**	**0**	**101,137**	**0**	**917,736**
	TOTAL PERSONAL SERVICES	**3,669,659**	**0**	**4,518**	**0**	**411,571**	**0**	**4,085,748**
521000	Operating Expense	431,063	0	645,482	0	988,429	0	2,064,974
529000	Utilities	520,229	0	0	0	0	0	520,229
	TOTAL NET OPERATING EXPENSES	**951,292**	**0**	**645,482**	**0**	**988,429**	**0**	**2,585,203**
	CAMPUS TOTAL	**4,620,951**	**0**	**650,000**	**0**	**1,400,000**	**0**	**6,670,951**

REVENUE SUMMARY
2021-2022 GENERAL OPERATING BUDGET
NEBRASKA COLLEGE OF TECHNICAL AGRICULTURE

CAMPUS TOTAL

		UNRESTRICTED	DESIGNATED AND/OR RESTRICTED					
							7/28/21	9:13:28AM
ACCOUNT	**DESCRIPTION**	**STATE AND UNIVERSITY GENERATED**	**CASH**	**REVOLVING**	**FEDERAL**	**AUXILIARIES AND SERVICES**	**TRUST**	**TOTAL**
410000	State Appropriation	3,629,714	0	0	0	0	0	3,629,714
TOTAL STATE SUPPORT		**3,629,714**	**0**	**0**	**0**	**0**	**0**	**3,629,714**
TOTAL FEDERAL FUND		**0**	**0**	**0**	**0**	**0**	**0**	**0**
450000	Sales and Services	0	0	650,000	0	1,400,000	0	2,050,000
TOTAL REVOLVING FUND		**0**	**0**	**650,000**	**0**	**1,400,000**	**0**	**2,050,000**
TOTAL TRUST FUND		**0**	**0**	**0**	**0**	**0**	**0**	**0**
441100	Undergraduate Resident	853,616	0	0	0	0	0	853,616
441110	Undergraduate Nonresident	217,632	0	0	0	0	0	217,632
TOTAL GROSS TUITION		**1,071,248**	**0**	**0**	**0**	**0**	**0**	**1,071,248**
441001	Tuition Adjustments	-28,741	0	0	0	0	0	-28,741
441990	Tuition Remissions	-51,270	0	0	0	0	0	-51,270
TOTAL TUITION OFFSETS		**-80,011**	**0**	**0**	**0**	**0**	**0**	**-80,011**
SUBTOTAL NET TUITION (CASH)		**991,237**	**0**	**0**	**0**	**0**	**0**	**991,237**
SUBTOTAL OTHER CASH		**0**	**0**	**0**	**0**	**0**	**0**	**0**
TOTAL CASH FUND		**991,237**	**0**	**0**	**0**	**0**	**0**	**991,237**
TOTAL REVENUE		**4,620,951**	**0**	**650,000**	**0**	**1,400,000**	**0**	**6,670,951**

EXPENDITURE SUMMARY
2021-2022 GENERAL OPERATING BUDGET
NEBRASKA COLLEGE OF TECHNICAL AGRICULTURE

SUBPROGRAM #/NAME 67 Nebraska College of Technical Agriculture

		UNRESTRICTED	DESIGNATED AND/OR RESTRICTED					
ACCOUNT	**DESCRIPTION**	**STATE AND UNIVERSITY GENERATED**	**CASH**	**REVOLVING**	**FEDERAL**	**AUXILIARIES AND SERVICES**	**TRUST**	**TOTAL**
511000 FACULTY								
	Professor	104,263	0	0	0	0	0	104,263
	Associate Professor	495,040	0	0	0	0	0	495,040
	Assistant Professor	482,307	0	0	0	0	0	482,307
	Other	457,704	0	0	0	0	0	457,704
	SUBTOTAL FACULTY	**1,539,314**	**0**	**0**	**0**	**0**	**0**	**1,539,314**
512100	Other Administrators	329,597	0	0	0	0	0	329,597
513000	Managerial/Professional	562,130	0	0	0	85,989	0	648,119
514000	Clerical/Technical/Service	368,034	0	0	0	203,890	0	571,924
516000	Student Wages	54,162	0	4,341	0	20,555	0	79,058
	SUBTOTAL NONFACULTY	**1,313,923**	**0**	**4,341**	**0**	**310,434**	**0**	**1,628,698**
	SUBTOTAL SALARIES & WAGES	**2,853,237**	**0**	**4,341**	**0**	**310,434**	**0**	**3,168,012**
519100	Retirement Contribution	186,505	0	0	0	11,485	0	197,990
519200	FICA Contribution	203,461	0	26	0	21,420	0	224,907
519300	Health Insurance Contribution	413,166	0	130	0	66,434	0	479,730
519400	Life Insurance Contribution	2,826	0	0	0	311	0	3,137
519800	Workers Compensation	10,464	0	21	0	1,487	0	11,972
	SUBTOTAL BENEFITS	**816,422**	**0**	**177**	**0**	**101,137**	**0**	**917,736**
	TOTAL PERSONAL SERVICES	**3,669,659**	**0**	**4,518**	**0**	**411,571**	**0**	**4,085,748**
521000	Operating Expense	431,063	0	645,482	0	988,429	0	2,064,974
529000	Utilities	520,229	0	0	0	0	0	520,229
	TOTAL NET OPERATING EXPENSES	**951,292**	**0**	**645,482**	**0**	**988,429**	**0**	**2,585,203**
	SUB PROGRAM TOTAL	**4,620,951**	**0**	**650,000**	**0**	**1,400,000**	**0**	**6,670,951**

EXPENDITURE SUMMARY
2021-2022 GENERAL OPERATING BUDGET
UNIVERSITY OF NEBRASKA MEDICAL CENTER

CAMPUS TOTAL

		UNRESTRICTED	DESIGNATED AND/OR RESTRICTED					
ACCOUNT	**DESCRIPTION**	**STATE AND UNIVERSITY GENERATED**	**CASH**	**REVOLVING**	**FEDERAL**	**AUXILIARIES AND SERVICES**	**TRUST**	**TOTAL**
511000	FACULTY							
	Professor	22,171,621	251,639	0	6,805,191	587,277	15,899,828	45,715,556
	Associate Professor	19,292,422	535,140	1,760	2,686,342	726,159	14,883,931	38,125,754
	Assistant Professor	23,236,619	2,613,778	0	4,302,384	1,292,909	26,946,567	58,392,257
	Instructor	5,089,908	519,533	0	2,412,058	397,227	2,827,214	11,245,940
	Other	16,251,693	-66,295	0	1,215,781	45,854	1,440,638	18,887,671
	SUBTOTAL FACULTY	**86,042,263**	**3,853,795**	**1,760**	**17,421,756**	**3,049,426**	**61,998,178**	**172,367,178**
512100	Other Administrators	10,160,058	555,097	3,000	405,003	1,734,545	844,267	13,701,970
512000	Chairpersons	3,920,894	38,648	0	181,790	10,000	1,082,744	5,234,076
513000	Managerial/Professional	27,949,674	5,169,735	1,032,512	7,684,207	22,843,847	23,933,827	88,613,802
514000	Clerical/Technical/Service	20,621,363	5,848,312	497,337	1,137,585	9,197,239	10,658,091	47,959,927
515000	Other Academic	13,660,349	1,068,473	0	3,476,686	266,423	1,728,482	20,200,413
516000	Student Wages	120,536	0	0	0	0	0	120,536
517000	Supplemental Salaries & Wages	208,464	0	0	0	70,522	0	278,986
	SUBTOTAL NONFACULTY	**76,641,338**	**12,680,265**	**1,532,849**	**12,885,271**	**34,122,576**	**38,247,411**	**176,109,710**
	SUBTOTAL SALARIES & WAGES	**162,683,601**	**16,534,060**	**1,534,609**	**30,307,027**	**37,172,002**	**100,245,589**	**348,476,888**
519100	Retirement Contribution	8,681,887	672,304	87,471	1,000,129	1,895,350	4,010,706	16,347,847
519200	FICA Contribution	8,236,332	737,550	105,888	1,454,755	2,081,175	5,113,677	17,729,377
519300	Health Insurance Contribution	21,011,326	1,412,913	290,043	3,303,472	5,834,709	12,734,028	44,586,491
519400	Life Insurance Contribution	381,486	10,429	1,533	30,306	37,175	100,286	561,215
519800	Workers Compensation	643,803	24,099	8,207	162,075	198,748	536,217	1,573,149
	SUBTOTAL BENEFITS	**38,954,834**	**2,857,295**	**493,142**	**5,950,737**	**10,047,157**	**22,494,914**	**80,798,079**
	TOTAL PERSONAL SERVICES	**201,638,435**	**19,391,355**	**2,027,751**	**36,257,764**	**47,219,159**	**122,740,503**	**429,274,967**
521000	Operating Expense	5,934,301	39,568,986	1,530,849	131,192,236	66,011,358	141,259,497	385,497,227
529000	Utilities	12,120,774	0	0	0	105,500	0	12,226,274
530000	Supplies & Materials	1,148,677	1,415,580	383,500	0	3,810,937	0	6,758,694
540000	Travel	178,595	5,594	57,900	0	390,194	0	632,283
550000	Capital Outlay	752,776	198,485	0	0	1,177,236	0	2,128,497
560000	Government Aid	300,000	0	0	550,000	382,956	0	1,232,956
570000	Cost of Goods Sold	0	0	0	0	3,902,660	0	3,902,660
	TOTAL NET OPERATING EXPENSES	**20,435,123**	**41,188,645**	**1,972,249**	**131,742,236**	**75,780,841**	**141,259,497**	**412,378,591**
	CAMPUS TOTAL	**222,073,558**	**60,580,000**	**4,000,000**	**168,000,000**	**123,000,000**	**264,000,000**	**841,653,558**

REVENUE SUMMARY
2021-2022 GENERAL OPERATING BUDGET
UNIVERSITY OF NEBRASKA MEDICAL CENTER

CAMPUS TOTAL

		UNRESTRICTED	DESIGNATED AND/OR RESTRICTED				7/28/21	8:53:23AM
ACCOUNT	**DESCRIPTION**	**STATE AND UNIVERSITY GENERATED**	**CASH**	**REVOLVING**	**FEDERAL**	**AUXILIARIES AND SERVICES**	**TRUST**	**TOTAL**
410000	State Appropriation	160,638,678	0	0	0	0	0	160,638,678
TOTAL STATE SUPPORT		**160,638,678**	**0**	**0**	**0**	**0**	**0**	**160,638,678**
460000	Restricted Revenue	0	0	0	168,000,000	0	0	168,000,000
TOTAL FEDERAL FUND		**0**	**0**	**0**	**168,000,000**	**0**	**0**	**168,000,000**
450000	Sales and Services	0	0	4,000,000	0	123,000,000	0	127,000,000
TOTAL REVOLVING FUND		**0**	**0**	**4,000,000**	**0**	**123,000,000**	**0**	**127,000,000**
460000	Restricted Revenue	0	0	0	0	0	264,000,000	264,000,000
TOTAL TRUST FUND		**0**	**0**	**0**	**0**	**0**	**264,000,000**	**264,000,000**
441100	Undergraduate Resident	9,218,910	0	0	0	0	0	9,218,910
441110	Undergraduate Nonresident	2,952,126	0	0	0	0	0	2,952,126
441200	Graduate Resident	5,028,999	0	0	0	0	0	5,028,999
441210	Graduate Nonresident	7,098,308	0	0	0	0	0	7,098,308
441300	Off-Campus Undergraduate	1,118,032	0	0	0	0	0	1,118,032
441600	Professional Resident	31,792,303	0	0	0	0	0	31,792,303
441610	Professional Nonresident	15,814,309	0	0	0	0	0	15,814,309
TOTAL GROSS TUITION		**73,022,987**	**0**	**0**	**0**	**0**	**0**	**73,022,987**
441001	Tuition Adjustments	2,300	0	0	0	0	0	2,300
441990	Tuition Remissions	-15,000,832	0	0	0	0	0	-15,000,832
TOTAL TUITION OFFSETS		**-14,998,532**	**0**	**0**	**0**	**0**	**0**	**-14,998,532**
SUBTOTAL NET TUITION (CASH)		**58,024,455**	**0**	**0**	**0**	**0**	**0**	**58,024,455**
442100	Institutional Student Fee	116,540	0	0	0	0	0	116,540
442310	Application Fees - Gradua	28,430	0	0	0	0	0	28,430
SUBTOTAL STUDENT FEES		**144,970**	**0**	**0**	**0**	**0**	**0**	**144,970**
430000	Invest Loan/Endowment	2,750,000	0	0	0	0	0	2,750,000
450000	Sales and Services	0	26,100,000	0	0	0	0	26,100,000
461900	Indirect Costs-Federal	1,825,000	34,480,000	0	0	0	0	36,305,000
833428	U-Wide Debt Svc & Admin S	-1,309,545	0	0	0	0	0	-1,309,545
SUBTOTAL OTHER CASH		**3,265,455**	**60,580,000**	**0**	**0**	**0**	**0**	**63,990,425**
TOTAL CASH FUND		**61,434,880**	**60,580,000**	**0**	**0**	**0**	**0**	**122,014,880**
TOTAL REVENUE		**222,073,558**	**60,580,000**	**4,000,000**	**168,000,000**	**123,000,000**	**264,000,000**	**841,653,558**

EXPENDITURE SUMMARY
2021-2022 GENERAL OPERATING BUDGET
UNIVERSITY OF NEBRASKA MEDICAL CENTER

SUBPROGRAM #/NAME 01 Academic Affairs and Research

		UNRESTRICTED	DESIGNATED AND/OR RESTRICTED					
ACCOUNT	**DESCRIPTION**	**STATE AND UNIVERSITY GENERATED**	**CASH**	**REVOLVING**	**FEDERAL**	**AUXILIARIES AND SERVICES**	**TRUST**	**TOTAL**
511000 FACULTY								
	Professor	35,025	117,454	0	0	0	0	152,479
	Assistant Professor	204,867	0	0	0	0	0	204,867
	Instructor	0	0	0	0	52,490	0	52,490
	Other	-121,093	0	0	0	10,000	0	-111,093
	SUBTOTAL FACULTY	**118,799**	**117,454**	**0**	**0**	**62,490**	**0**	**298,743**
512100	Other Administrators	1,167,747	75,342	0	0	156,309	0	1,399,398
512000	Chairpersons	64,140	0	0	0	0	0	64,140
513000	Managerial/Professional	2,270,794	351,064	0	0	724,077	404,639	3,750,574
514000	Clerical/Technical/Service	480,435	43,872	0	0	233,304	0	757,611
516000	Student Wages	7,710	0	0	0	0	0	7,710
517000	Supplemental Salaries & Wages	50,750	0	0	0	0	0	50,750
	SUBTOTAL NONFACULTY	**4,041,576**	**470,278**	**0**	**0**	**1,113,690**	**404,639**	**6,030,183**
	SUBTOTAL SALARIES & WAGES	**4,160,375**	**587,732**	**0**	**0**	**1,176,180**	**404,639**	**6,328,926**
519100	Retirement Contribution	350,744	37,711	0	0	59,985	16,185	464,625
519200	FICA Contribution	366,918	36,532	0	0	65,865	20,637	489,952
519300	Health Insurance Contribution	645,516	85,437	0	0	184,660	51,389	967,002
519400	Life Insurance Contribution	5,152	591	0	0	1,176	404	7,323
519800	Workers Compensation	0	0	0	0	6,290	2,164	8,454
	SUBTOTAL BENEFITS	**1,368,330**	**160,271**	**0**	**0**	**317,976**	**90,779**	**1,937,356**
	TOTAL PERSONAL SERVICES	**5,528,705**	**748,003**	**0**	**0**	**1,494,156**	**495,418**	**8,266,282**
521000	Operating Expense	33,933	21,927	0	0	133,300	0	189,160
530000	Supplies & Materials	30,656	1,638	0	0	55,165	0	87,459
540000	Travel	2,092	3,328	0	0	55,075	0	60,495
	TOTAL NET OPERATING EXPENSES	**66,681**	**26,893**	**0**	**0**	**243,540**	**0**	**337,114**
	SUB PROGRAM TOTAL	**5,595,386**	**774,896**	**0**	**0**	**1,737,696**	**495,418**	**8,603,396**

EXPENDITURE SUMMARY
2021-2022 GENERAL OPERATING BUDGET
UNIVERSITY OF NEBRASKA MEDICAL CENTER

SUBPROGRAM #/NAME 04 College of Allied Health

		UNRESTRICTED	DESIGNATED AND/OR RESTRICTED					
ACCOUNT	**DESCRIPTION**	**STATE AND UNIVERSITY GENERATED**	**CASH**	**REVOLVING**	**FEDERAL**	**AUXILIARIES AND SERVICES**	**TRUST**	**TOTAL**
511000 FACULTY								
	Professor	402,516	130,942	0	0	10,443	17,128	561,029
	Associate Professor	1,338,071	173,266	0	5,444	126,715	42,745	1,686,241
	Assistant Professor	2,778,492	289,062	0	34,405	182,001	130,575	3,414,535
	Instructor	649,771	32,640	0	0	160,156	58,870	901,437
	Other	20,637	0	0	0	0	0	20,637
	SUBTOTAL FACULTY	**5,189,487**	**625,910**	**0**	**39,849**	**479,315**	**249,318**	**6,583,879**
512100	Other Administrators	481,076	443,694	0	0	22,701	0	947,471
512000	Chairpersons	26,772	29,648	0	0	10,000	0	66,420
513000	Managerial/Professional	360,379	311,745	0	69,520	194,700	107,699	1,044,043
514000	Clerical/Technical/Service	829,492	319,539	0	16,671	11,792	24,982	1,202,476
515000	Other Academic	51,509	0	0	0	0	0	51,509
	SUBTOTAL NONFACULTY	**1,749,228**	**1,104,626**	**0**	**86,191**	**239,193**	**132,681**	**3,311,919**
	SUBTOTAL SALARIES & WAGES	**6,938,715**	**1,730,536**	**0**	**126,040**	**718,508**	**381,999**	**9,895,798**
519100	Retirement Contribution	433,428	110,755	0	4,159	36,645	15,302	600,289
519200	FICA Contribution	417,204	107,292	0	6,050	40,236	19,510	590,292
519300	Health Insurance Contribution	1,001,689	250,927	0	13,738	112,806	48,584	1,427,744
519400	Life Insurance Contribution	8,463	1,731	0	126	719	383	11,422
519800	Workers Compensation	0	0	0	674	3,844	2,045	6,563
	SUBTOTAL BENEFITS	**1,860,784**	**470,705**	**0**	**24,747**	**194,250**	**85,824**	**2,636,310**
	TOTAL PERSONAL SERVICES	**8,799,499**	**2,201,241**	**0**	**150,787**	**912,758**	**467,823**	**12,532,108**
521000	Operating Expense	22,894	0	0	0	464,500	0	487,394
530000	Supplies & Materials	0	0	0	0	155,349	0	155,349
540000	Travel	0	0	0	0	84,439	0	84,439
	TOTAL NET OPERATING EXPENSES	**22,894**	**0**	**0**	**0**	**704,288**	**0**	**727,182**
	SUB PROGRAM TOTAL	**8,822,393**	**2,201,241**	**0**	**150,787**	**1,617,046**	**467,823**	**13,259,290**

EXPENDITURE SUMMARY
2021-2022 GENERAL OPERATING BUDGET
UNIVERSITY OF NEBRASKA MEDICAL CENTER

SUBPROGRAM #/NAME 09 College of Dentistry

		UNRESTRICTED	DESIGNATED AND/OR RESTRICTED					
ACCOUNT	**DESCRIPTION**	**STATE AND UNIVERSITY GENERATED**	**CASH**	**REVOLVING**	**FEDERAL**	**AUXILIARIES AND SERVICES**	**TRUST**	**TOTAL**
511000 FACULTY								
	Professor	3,035,298	0	0	17,540	90,450	58,500	3,201,788
	Associate Professor	2,447,010	0	0	111,663	39,653	0	2,598,326
	Assistant Professor	2,536,134	0	0	0	0	247,225	2,783,359
	Instructor	386,430	0	0	0	9,812	85,919	482,161
	SUBTOTAL FACULTY	**8,404,872**	**0**	**0**	**129,203**	**139,915**	**391,644**	**9,065,634**
512100	Other Administrators	745,998	0	0	1,949	92,000	31,401	871,348
512000	Chairpersons	420,665	0	0	0	0	0	420,665
513000	Managerial/Professional	444,058	0	0	89,670	85,170	157,384	776,282
514000	Clerical/Technical/Service	1,153,040	0	0	0	197,371	17,713	1,368,124
515000	Other Academic	279	0	0	0	0	0	279
	SUBTOTAL NONFACULTY	**2,764,040**	**0**	**0**	**91,619**	**374,541**	**206,498**	**3,436,698**
	SUBTOTAL SALARIES & WAGES	**11,168,912**	**0**	**0**	**220,822**	**514,456**	**598,142**	**12,502,332**
519100	Retirement Contribution	627,819	0	0	7,288	26,238	23,925	685,270
519200	FICA Contribution	597,241	0	0	10,600	28,809	30,505	667,155
519300	Health Insurance Contribution	1,502,831	0	0	24,070	80,770	75,964	1,683,635
519400	Life Insurance Contribution	16,705	0	0	220	515	599	18,039
519800	Workers Compensation	0	0	0	1,181	2,750	3,200	7,131
	SUBTOTAL BENEFITS	**2,744,596**	**0**	**0**	**43,359**	**139,082**	**134,193**	**3,061,230**
	TOTAL PERSONAL SERVICES	**13,913,508**	**0**	**0**	**264,181**	**653,538**	**732,335**	**15,563,562**
521000	Operating Expense	136,046	0	0	0	56,500	0	192,546
530000	Supplies & Materials	81,528	0	0	0	923,500	0	1,005,028
540000	Travel	6,333	0	0	0	0	0	6,333
550000	Capital Outlay	2,055	0	0	0	0	0	2,055
	TOTAL NET OPERATING EXPENSES	**225,962**	**0**	**0**	**0**	**980,000**	**0**	**1,205,962**
	SUB PROGRAM TOTAL	**14,139,470**	**0**	**0**	**264,181**	**1,633,538**	**732,335**	**16,769,524**

EXPENDITURE SUMMARY
2021-2022 GENERAL OPERATING BUDGET
UNIVERSITY OF NEBRASKA MEDICAL CENTER

SUBPROGRAM #/NAME 12 Graduate Studies and Research

		UNRESTRICTED	DESIGNATED AND/OR RESTRICTED					
ACCOUNT	**DESCRIPTION**	**STATE AND UNIVERSITY GENERATED**	**CASH**	**REVOLVING**	**FEDERAL**	**AUXILIARIES AND SERVICES**	**TRUST**	**TOTAL**
511000 FACULTY								
	Professor	114,000	0	0	43,303	0	161,926	319,229
	Associate Professor	30,074	0	0	31,833	83,331	110,759	255,997
	Assistant Professor	33,427	0	0	105,374	0	160,800	299,601
	Other	-78,741	0	0	33,825	0	81,099	36,183
	SUBTOTAL FACULTY	**98,760**	**0**	**0**	**214,335**	**83,331**	**514,584**	**911,010**
512100	Other Administrators	285,951	0	0	43,128	186,880	40,532	556,491
513000	Managerial/Professional	453,085	0	0	324,926	3,222,387	464,716	4,465,114
514000	Clerical/Technical/Service	121,482	0	0	55,260	224,305	121,622	522,669
515000	Other Academic	820,560	0	0	0	0	126,539	947,099
516000	Student Wages	25,375	0	0	0	0	0	25,375
	SUBTOTAL NONFACULTY	**1,706,453**	**0**	**0**	**423,314**	**3,633,572**	**753,409**	**6,516,748**
	SUBTOTAL SALARIES & WAGES	**1,805,213**	**0**	**0**	**637,649**	**3,716,903**	**1,267,993**	**7,427,758**
519100	Retirement Contribution	77,386	0	0	21,041	189,562	50,718	338,707
519200	FICA Contribution	73,646	0	0	30,608	208,147	64,668	377,069
519300	Health Insurance Contribution	185,022	0	0	69,504	583,554	161,036	999,116
519400	Life Insurance Contribution	2,042	0	0	637	3,716	1,268	7,663
519800	Workers Compensation	0	0	0	3,410	19,879	6,780	30,069
	SUBTOTAL BENEFITS	**338,096**	**0**	**0**	**125,200**	**1,004,858**	**284,470**	**1,752,624**
	TOTAL PERSONAL SERVICES	**2,143,309**	**0**	**0**	**762,849**	**4,721,761**	**1,552,463**	**9,180,382**
521000	Operating Expense	89,904	0	0	0	3,851	0	93,755
530000	Supplies & Materials	4,159	0	0	0	0	0	4,159
540000	Travel	3,423	0	0	0	0	0	3,423
	TOTAL NET OPERATING EXPENSES	**97,486**	**0**	**0**	**0**	**3,851**	**0**	**101,337**
	SUB PROGRAM TOTAL	**2,240,795**	**0**	**0**	**762,849**	**4,725,612**	**1,552,463**	**9,281,719**

EXPENDITURE SUMMARY
2021-2022 GENERAL OPERATING BUDGET
UNIVERSITY OF NEBRASKA MEDICAL CENTER

SUBPROGRAM #/NAME 16 McGoogan Health Sciences Library

		UNRESTRICTED	DESIGNATED AND/OR RESTRICTED					
ACCOUNT	**DESCRIPTION**	**STATE AND UNIVERSITY GENERATED**	**CASH**	**REVOLVING**	**FEDERAL**	**AUXILIARIES AND SERVICES**	**TRUST**	**TOTAL**
511000 FACULTY								
	Professor	78,439	0	0	0	0	0	78,439
	Associate Professor	315,261	0	0	0	0	0	315,261
	Assistant Professor	652,483	0	0	0	0	0	652,483
	Other	10,000	0	0	0	0	0	10,000
	SUBTOTAL FACULTY	**1,056,183**	**0**	**0**	**0**	**0**	**0**	**1,056,183**
512100	Other Administrators	207,895	0	0	0	0	0	207,895
513000	Managerial/Professional	83,374	0	0	0	0	0	83,374
514000	Clerical/Technical/Service	295,919	0	0	0	115,602	0	411,521
	SUBTOTAL NONFACULTY	**587,188**	**0**	**0**	**0**	**115,602**	**0**	**702,790**
	SUBTOTAL SALARIES & WAGES	**1,643,371**	**0**	**0**	**0**	**115,602**	**0**	**1,758,973**
519100	Retirement Contribution	107,598	0	0	0	5,896	0	113,494
519200	FICA Contribution	104,570	0	0	0	6,474	0	111,044
519300	Health Insurance Contribution	241,325	0	0	0	18,149	0	259,474
519400	Life Insurance Contribution	1,472	0	0	0	116	0	1,588
519800	Workers Compensation	0	0	0	0	618	0	618
	SUBTOTAL BENEFITS	**454,965**	**0**	**0**	**0**	**31,253**	**0**	**486,218**
	TOTAL PERSONAL SERVICES	**2,098,336**	**0**	**0**	**0**	**146,855**	**0**	**2,245,191**
521000	Operating Expense	15,000	0	0	0	9,000	0	24,000
530000	Supplies & Materials	11,038	0	0	0	0	0	11,038
550000	Capital Outlay	705,137	0	0	0	1,112,453	0	1,817,590
	TOTAL NET OPERATING EXPENSES	**731,175**	**0**	**0**	**0**	**1,121,453**	**0**	**1,852,628**
	SUB PROGRAM TOTAL	**2,829,511**	**0**	**0**	**0**	**1,268,308**	**0**	**4,097,819**

EXPENDITURE SUMMARY
2021-2022 GENERAL OPERATING BUDGET
UNIVERSITY OF NEBRASKA MEDICAL CENTER

SUBPROGRAM #/NAME 18 College of Nursing

		UNRESTRICTED	DESIGNATED AND/OR RESTRICTED					
ACCOUNT	**DESCRIPTION**	**STATE AND UNIVERSITY GENERATED**	**CASH**	**REVOLVING**	**FEDERAL**	**AUXILIARIES AND SERVICES**	**TRUST**	**TOTAL**
511000 FACULTY								
	Professor	2,443,614	0	0	143,925	0	60,758	2,648,297
	Associate Professor	2,225,486	0	0	152,203	0	0	2,377,689
	Assistant Professor	4,530,343	0	0	218,623	0	109,416	4,858,382
	Instructor	3,237,717	0	0	77,664	0	332,040	3,647,421
	Other	0	0	0	0	0	1,500	1,500
	SUBTOTAL FACULTY	**12,437,160**	**0**	**0**	**592,415**	**0**	**503,714**	**13,533,289**
512100	Other Administrators	400,180	0	0	0	0	12,000	412,180
513000	Managerial/Professional	2,262,270	0	0	310,651	447,096	130,803	3,150,820
514000	Clerical/Technical/Service	800,527	0	0	25,335	159,787	79,997	1,065,646
515000	Other Academic	301	0	0	0	0	0	301
516000	Student Wages	52,420	0	0	0	0	0	52,420
	SUBTOTAL NONFACULTY	**3,515,698**	**0**	**0**	**335,986**	**606,883**	**222,800**	**4,681,367**
	SUBTOTAL SALARIES & WAGES	**15,952,858**	**0**	**0**	**928,401**	**606,883**	**726,514**	**18,214,656**
519100	Retirement Contribution	884,574	0	0	30,637	30,950	29,061	975,222
519200	FICA Contribution	847,429	0	0	44,564	33,987	37,052	963,032
519300	Health Insurance Contribution	2,073,849	0	0	101,196	95,280	92,269	2,362,594
519400	Life Insurance Contribution	19,804	0	0	928	606	726	22,064
519800	Workers Compensation	0	0	0	4,965	3,246	3,886	12,097
	SUBTOTAL BENEFITS	**3,825,656**	**0**	**0**	**182,290**	**164,069**	**162,994**	**4,335,009**
	TOTAL PERSONAL SERVICES	**19,778,514**	**0**	**0**	**1,110,691**	**770,952**	**889,508**	**22,549,665**
521000	Operating Expense	8,293	0	0	0	181,970	0	190,263
530000	Supplies & Materials	0	0	0	0	966,350	0	966,350
540000	Travel	0	0	0	0	54,600	0	54,600
	TOTAL NET OPERATING EXPENSES	**8,293**	**0**	**0**	**0**	**1,202,920**	**0**	**1,211,213**
	SUB PROGRAM TOTAL	**19,786,807**	**0**	**0**	**1,110,691**	**1,973,872**	**889,508**	**23,760,878**

EXPENDITURE SUMMARY
2021-2022 GENERAL OPERATING BUDGET
UNIVERSITY OF NEBRASKA MEDICAL CENTER

SUBPROGRAM #/NAME 19 Eppley Research Institute

		UNRESTRICTED	DESIGNATED AND/OR RESTRICTED					
ACCOUNT	**DESCRIPTION**	**STATE AND UNIVERSITY GENERATED**	**CASH**	**REVOLVING**	**FEDERAL**	**AUXILIARIES AND SERVICES**	**TRUST**	**TOTAL**
511000 FACULTY								
	Professor	1,128,634	0	0	1,173,030	0	119,653	2,421,317
	Associate Professor	213,991	0	0	186,862	0	0	400,853
	Assistant Professor	116,057	0	0	417,564	22,406	7,468	563,495
	Instructor	0	0	0	240,805	0	56,911	297,716
	Other	486,930	0	0	8,219	0	0	495,149
	SUBTOTAL FACULTY	**1,945,612**	**0**	**0**	**2,026,480**	**22,406**	**184,032**	**4,178,530**
512100	Other Administrators	5,000	0	0	98,650	0	267,941	371,591
512000	Chairpersons	5,000	0	0	0	0	0	5,000
513000	Managerial/Professional	589,434	0	0	1,233,906	34,569	284,302	2,142,211
514000	Clerical/Technical/Service	331,945	0	0	107,484	0	5,005	444,434
515000	Other Academic	0	0	0	563,836	0	121,343	685,179
516000	Student Wages	3	0	0	0	0	0	3
	SUBTOTAL NONFACULTY	**931,382**	**0**	**0**	**2,003,876**	**34,569**	**678,591**	**3,648,418**
	SUBTOTAL SALARIES & WAGES	**2,876,994**	**0**	**0**	**4,030,356**	**56,975**	**862,623**	**7,826,948**
519100	Retirement Contribution	180,540	0	0	132,999	2,906	34,506	350,951
519200	FICA Contribution	174,401	0	0	193,460	3,191	43,993	415,045
519300	Health Insurance Contribution	412,679	0	0	439,310	8,945	109,553	970,487
519400	Life Insurance Contribution	3,132	0	0	4,032	56	865	8,085
519800	Workers Compensation	0	0	0	21,550	305	4,613	26,468
	SUBTOTAL BENEFITS	**770,752**	**0**	**0**	**791,351**	**15,403**	**193,530**	**1,771,036**
	TOTAL PERSONAL SERVICES	**3,647,746**	**0**	**0**	**4,821,707**	**72,378**	**1,056,153**	**9,597,984**
521000	Operating Expense	125,867	0	0	0	0	0	125,867
530000	Supplies & Materials	52,000	0	0	0	0	0	52,000
540000	Travel	5,201	0	0	0	0	0	5,201
	TOTAL NET OPERATING EXPENSES	**183,068**	**0**	**0**	**0**	**0**	**0**	**183,068**
	SUB PROGRAM TOTAL	**3,830,814**	**0**	**0**	**4,821,707**	**72,378**	**1,056,153**	**9,781,052**

EXPENDITURE SUMMARY
2021-2022 GENERAL OPERATING BUDGET
UNIVERSITY OF NEBRASKA MEDICAL CENTER

SUBPROGRAM #/NAME 20 College of Pharmacy

		UNRESTRICTED	DESIGNATED AND/OR RESTRICTED					
ACCOUNT	**DESCRIPTION**	**STATE AND UNIVERSITY GENERATED**	**CASH**	**REVOLVING**	**FEDERAL**	**AUXILIARIES AND SERVICES**	**TRUST**	**TOTAL**
511000 FACULTY								
	Professor	2,400,285	0	0	538,918	0	334,668	3,273,871
	Associate Professor	1,284,385	0	0	414,277	0	55,973	1,754,635
	Assistant Professor	1,164,976	0	0	376,203	0	76,229	1,617,408
	Instructor	60,905	0	0	99,554	82,277	49,362	292,098
	Other	-326,827	0	0	333	0	0	-326,494
	SUBTOTAL FACULTY	**4,583,724**	**0**	**0**	**1,429,285**	**82,277**	**516,232**	**6,611,518**
512100	Other Administrators	490,525	0	0	0	0	0	490,525
512000	Chairpersons	97,558	0	0	0	0	0	97,558
513000	Managerial/Professional	278,434	0	0	239,701	179,729	251,847	949,711
514000	Clerical/Technical/Service	313,554	0	0	9,000	53,216	0	375,770
515000	Other Academic	180,447	0	0	412,894	116,501	115,396	825,238
	SUBTOTAL NONFACULTY	**1,360,518**	**0**	**0**	**661,595**	**349,446**	**367,243**	**2,738,802**
	SUBTOTAL SALARIES & WAGES	**5,944,242**	**0**	**0**	**2,090,880**	**431,723**	**883,475**	**9,350,320**
519100	Retirement Contribution	346,132	0	0	68,997	22,018	35,337	472,484
519200	FICA Contribution	331,609	0	0	100,364	24,176	45,058	501,207
519300	Health Insurance Contribution	811,396	0	0	227,904	67,780	112,202	1,219,282
519400	Life Insurance Contribution	7,739	0	0	2,091	432	883	11,145
519800	Workers Compensation	0	0	0	11,184	2,310	4,725	18,219
	SUBTOTAL BENEFITS	**1,496,876**	**0**	**0**	**410,540**	**116,716**	**198,205**	**2,222,337**
	TOTAL PERSONAL SERVICES	**7,441,118**	**0**	**0**	**2,501,420**	**548,439**	**1,081,680**	**11,572,657**
521000	Operating Expense	39,510	0	0	0	0	0	39,510
530000	Supplies & Materials	62,553	0	0	0	0	0	62,553
	TOTAL NET OPERATING EXPENSES	**102,063**	**0**	**0**	**0**	**0**	**0**	**102,063**
	SUB PROGRAM TOTAL	**7,543,181**	**0**	**0**	**2,501,420**	**548,439**	**1,081,680**	**11,674,720**

EXPENDITURE SUMMARY
2021-2022 GENERAL OPERATING BUDGET
UNIVERSITY OF NEBRASKA MEDICAL CENTER

SUBPROGRAM #/NAME 22 Other Instruction or Research

		UNRESTRICTED	DESIGNATED AND/OR RESTRICTED					
ACCOUNT	DESCRIPTION	STATE AND UNIVERSITY GENERATED	CASH	REVOLVING	FEDERAL	AUXILIARIES AND SERVICES	TRUST	TOTAL
	Other	2,019,000	0	0	0	0	0	2,019,000
	SUBTOTAL FACULTY	**2,019,000**	**0**	**0**	**0**	**0**	**0**	**2,019,000**
512100	Other Administrators	503,042	0	0	0	0	0	503,042
513000	Managerial/Professional	682,599	0	0	0	92,983	0	775,582
514000	Clerical/Technical/Service	151,893	0	0	0	0	0	151,893
517000	Supplemental Salaries & Wages	77,449	0	0	0	0	0	77,449
	SUBTOTAL NONFACULTY	**1,414,983**	**0**	**0**	**0**	**92,983**	**0**	**1,507,966**
	SUBTOTAL SALARIES & WAGES	**3,433,983**	**0**	**0**	**0**	**92,983**	**0**	**3,526,966**
519100	Retirement Contribution	142,216	0	0	0	4,742	0	146,958
519200	FICA Contribution	130,267	0	0	0	5,207	0	135,474
519300	Health Insurance Contribution	377,274	0	0	0	14,598	0	391,872
519400	Life Insurance Contribution	6,943	0	0	0	93	0	7,036
519800	Workers Compensation	0	0	0	0	497	0	497
	SUBTOTAL BENEFITS	**656,700**	**0**	**0**	**0**	**25,137**	**0**	**681,837**
	TOTAL PERSONAL SERVICES	**4,090,683**	**0**	**0**	**0**	**118,120**	**0**	**4,208,803**
521000	Operating Expense	81,910	32,480,000	0	0	0	0	32,561,910
530000	Supplies & Materials	14,122	0	0	0	0	0	14,122
540000	Travel	61,937	0	0	0	0	0	61,937
550000	Capital Outlay	2,055	0	0	0	0	0	2,055
	TOTAL NET OPERATING EXPENSES	**160,024**	**32,480,000**	**0**	**0**	**0**	**0**	**32,640,024**
	SUB PROGRAM TOTAL	**4,250,707**	**32,480,000**	**0**	**0**	**118,120**	**0**	**36,848,827**

EXPENDITURE SUMMARY
2021-2022 GENERAL OPERATING BUDGET
UNIVERSITY OF NEBRASKA MEDICAL CENTER

SUBPROGRAM #/NAME 23 Student Aid

		UNRESTRICTED	DESIGNATED AND/OR RESTRICTED					
ACCOUNT	DESCRIPTION	STATE AND UNIVERSITY GENERATED	CASH	REVOLVING	FEDERAL	AUXILIARIES AND SERVICES	TRUST	TOTAL
560000	Government Aid	300,000	0	0	0	0	0	300,000
	TOTAL NET OPERATING EXPENSES	**300,000**	**0**	**0**	**0**	**0**	**0**	**300,000**
	SUB PROGRAM TOTAL	**300,000**	**0**	**0**	**0**	**0**	**0**	**300,000**

EXPENDITURE SUMMARY
2021-2022 GENERAL OPERATING BUDGET
UNIVERSITY OF NEBRASKA MEDICAL CENTER

SUBPROGRAM #/NAME 24 International Programs

		UNRESTRICTED	DESIGNATED AND/OR RESTRICTED					
ACCOUNT	**DESCRIPTION**	**STATE AND UNIVERSITY GENERATED**	**CASH**	**REVOLVING**	**FEDERAL**	**AUXILIARIES AND SERVICES**	**TRUST**	**TOTAL**
512100	Other Administrators	0	0	0	0	17,368	0	17,368
513000	Managerial/Professional	0	0	0	0	267,309	0	267,309
	SUBTOTAL NONFACULTY	**0**	**0**	**0**	**0**	**284,677**	**0**	**284,677**
	SUBTOTAL SALARIES & WAGES	**0**	**0**	**0**	**0**	**284,677**	**0**	**284,677**
519100	Retirement Contribution	0	0	0	0	14,107	0	14,107
519200	FICA Contribution	0	0	0	0	15,490	0	15,490
519300	Health Insurance Contribution	0	0	0	0	43,429	0	43,429
519400	Life Insurance Contribution	0	0	0	0	277	0	277
519800	Workers Compensation	0	0	0	0	1,479	0	1,479
	SUBTOTAL BENEFITS	**0**	**0**	**0**	**0**	**74,782**	**0**	**74,782**
	TOTAL PERSONAL SERVICES	**0**	**0**	**0**	**0**	**359,459**	**0**	**359,459**
521000	Operating Expense	0	0	0	0	5,000	0	5,000
530000	Supplies & Materials	0	0	0	0	5,000	0	5,000
540000	Travel	0	0	0	0	5,000	0	5,000
	TOTAL NET OPERATING EXPENSES	**0**	**0**	**0**	**0**	**15,000**	**0**	**15,000**
	SUB PROGRAM TOTAL	**0**	**0**	**0**	**0**	**374,459**	**0**	**374,459**

EXPENDITURE SUMMARY
2021-2022 GENERAL OPERATING BUDGET
UNIVERSITY OF NEBRASKA MEDICAL CENTER

SUBPROGRAM #/NAME 25 Instruction Budget Adjustments

		UNRESTRICTED	DESIGNATED AND/OR RESTRICTED					
ACCOUNT	DESCRIPTION	STATE AND UNIVERSITY GENERATED	CASH	REVOLVING	FEDERAL	AUXILIARIES AND SERVICES	TRUST	TOTAL
	Associate Professor	2,947,168	0	0	0	0	0	2,947,168
	Other	10,849,262	0	0	0	0	0	10,849,262
	SUBTOTAL FACULTY	**13,796,430**	**0**	**0**	**0**	**0**	**0**	**13,796,430**
512100	Other Administrators	605,417	0	0	0	0	0	605,417
513000	Managerial/Professional	1,530,812	0	0	0	0	0	1,530,812
514000	Clerical/Technical/Service	419,253	0	0	0	0	0	419,253
515000	Other Academic	185	0	0	0	0	0	185
	SUBTOTAL NONFACULTY	**2,555,667**	**0**	**0**	**0**	**0**	**0**	**2,555,667**
	SUBTOTAL SALARIES & WAGES	**16,352,097**	**0**	**0**	**0**	**0**	**0**	**16,352,097**
519100	Retirement Contribution	739,081	0	0	0	0	0	739,081
519200	FICA Contribution	-220,557	0	0	0	0	0	-220,557
519300	Health Insurance Contribution	1,039,116	0	0	0	0	0	1,039,116
519400	Life Insurance Contribution	190,620	0	0	0	0	0	190,620
519800	Workers Compensation	4,634	0	0	0	0	0	4,634
	SUBTOTAL BENEFITS	**1,752,894**	**0**	**0**	**0**	**0**	**0**	**1,752,894**
	TOTAL PERSONAL SERVICES	**18,104,991**	**0**	**0**	**0**	**0**	**0**	**18,104,991**
521000	Operating Expense	380,209	0	0	0	0	0	380,209
	TOTAL NET OPERATING EXPENSES	**380,209**	**0**	**0**	**0**	**0**	**0**	**380,209**
	SUB PROGRAM TOTAL	**18,485,200**	**0**	**0**	**0**	**0**	**0**	**18,485,200**

EXPENDITURE SUMMARY
2021-2022 GENERAL OPERATING BUDGET
UNIVERSITY OF NEBRASKA MEDICAL CENTER

SUBPROGRAM #/NAME 26 Continuing Studies and Public Services

		UNRESTRICTED	DESIGNATED AND/OR RESTRICTED					
ACCOUNT	**DESCRIPTION**	**STATE AND UNIVERSITY GENERATED**	**CASH**	**REVOLVING**	**FEDERAL**	**AUXILIARIES AND SERVICES**	**TRUST**	**TOTAL**
	Associate Professor	0	0	1,760	0	0	0	1,760
	SUBTOTAL FACULTY	**0**	**0**	**1,760**	**0**	**0**	**0**	**1,760**
512100	Other Administrators	0	0	3,000	0	0	0	3,000
513000	Managerial/Professional	0	0	1,032,512	0	0	0	1,032,512
514000	Clerical/Technical/Service	0	0	497,337	0	0	0	497,337
	SUBTOTAL NONFACULTY	**0**	**0**	**1,532,849**	**0**	**0**	**0**	**1,532,849**
	SUBTOTAL SALARIES & WAGES	**0**	**0**	**1,534,609**	**0**	**0**	**0**	**1,534,609**
519100	Retirement Contribution	0	0	87,471	0	0	0	87,471
519200	FICA Contribution	0	0	105,888	0	0	0	105,888
519300	Health Insurance Contribution	0	0	290,043	0	0	0	290,043
519400	Life Insurance Contribution	0	0	1,533	0	0	0	1,533
519800	Workers Compensation	0	0	8,207	0	0	0	8,207
	SUBTOTAL BENEFITS	**0**	**0**	**493,142**	**0**	**0**	**0**	**493,142**
	TOTAL PERSONAL SERVICES	**0**	**0**	**2,027,751**	**0**	**0**	**0**	**2,027,751**
521000	Operating Expense	0	0	1,530,849	0	0	0	1,530,849
530000	Supplies & Materials	0	0	383,500	0	0	0	383,500
540000	Travel	0	0	57,900	0	0	0	57,900
	TOTAL NET OPERATING EXPENSES	**0**	**0**	**1,972,249**	**0**	**0**	**0**	**1,972,249**
	SUB PROGRAM TOTAL	**0**	**0**	**4,000,000**	**0**	**0**	**0**	**4,000,000**

EXPENDITURE SUMMARY
2021-2022 GENERAL OPERATING BUDGET
UNIVERSITY OF NEBRASKA MEDICAL CENTER

SUBPROGRAM #/NAME 29 Academic Computing Support

		UNRESTRICTED	DESIGNATED AND/OR RESTRICTED					
ACCOUNT	DESCRIPTION	STATE AND UNIVERSITY GENERATED	CASH	REVOLVING	FEDERAL	AUXILIARIES AND SERVICES	TRUST	TOTAL
	Assistant Professor	45,000	0	0	0	0	0	45,000
	SUBTOTAL FACULTY	**45,000**	**0**	**0**	**0**	**0**	**0**	**45,000**
512100	Other Administrators	75,736	0	0	0	0	0	75,736
513000	Managerial/Professional	1,207,318	0	0	0	882,240	0	2,089,558
514000	Clerical/Technical/Service	0	0	0	0	262,904	0	262,904
	SUBTOTAL NONFACULTY	**1,283,054**	**0**	**0**	**0**	**1,145,144**	**0**	**2,428,198**
	SUBTOTAL SALARIES & WAGES	**1,328,054**	**0**	**0**	**0**	**1,145,144**	**0**	**2,473,198**
519100	Retirement Contribution	81,741	0	0	0	58,402	0	140,143
519200	FICA Contribution	78,737	0	0	0	64,128	0	142,865
519300	Health Insurance Contribution	188,501	0	0	0	179,788	0	368,289
519400	Life Insurance Contribution	1,561	0	0	0	1,146	0	2,707
519800	Workers Compensation	0	0	0	0	6,125	0	6,125
	SUBTOTAL BENEFITS	**350,540**	**0**	**0**	**0**	**309,589**	**0**	**660,129**
	TOTAL PERSONAL SERVICES	**1,678,594**	**0**	**0**	**0**	**1,454,733**	**0**	**3,133,327**
521000	Operating Expense	362,939	0	0	0	4,082,600	0	4,445,539
530000	Supplies & Materials	189,620	0	0	0	53,000	0	242,620
570000	Cost of Goods Sold	0	0	0	0	743,000	0	743,000
	TOTAL NET OPERATING EXPENSES	**552,559**	**0**	**0**	**0**	**4,878,600**	**0**	**5,431,159**
	SUB PROGRAM TOTAL	**2,231,153**	**0**	**0**	**0**	**6,333,333**	**0**	**8,564,486**

EXPENDITURE SUMMARY
2021-2022 GENERAL OPERATING BUDGET
UNIVERSITY OF NEBRASKA MEDICAL CENTER

SUBPROGRAM #/NAME 30 Rural Health Education Network

		UNRESTRICTED	DESIGNATED AND/OR RESTRICTED					
ACCOUNT	**DESCRIPTION**	**STATE AND UNIVERSITY GENERATED**	**CASH**	**REVOLVING**	**FEDERAL**	**AUXILIARIES AND SERVICES**	**TRUST**	**TOTAL**
511000 FACULTY								
	Professor	114,182	0	0	0	0	0	114,182
	Associate Professor	145,810	0	0	0	0	0	145,810
	Assistant Professor	237,421	0	0	0	0	0	237,421
	SUBTOTAL FACULTY	**497,413**	**0**	**0**	**0**	**0**	**0**	**497,413**
512100	Other Administrators	160,576	0	0	0	0	0	160,576
512000	Chairpersons	-2,331	0	0	0	0	0	-2,331
513000	Managerial/Professional	110,837	0	0	0	0	0	110,837
514000	Clerical/Technical/Service	76,736	0	0	0	0	0	76,736
517000	Supplemental Salaries & Wages	44,024	0	0	0	0	0	44,024
	SUBTOTAL NONFACULTY	**389,842**	**0**	**0**	**0**	**0**	**0**	**389,842**
	SUBTOTAL SALARIES & WAGES	**887,255**	**0**	**0**	**0**	**0**	**0**	**887,255**
519100	Retirement Contribution	57,810	0	0	0	0	0	57,810
519200	FICA Contribution	55,046	0	0	0	0	0	55,046
519300	Health Insurance Contribution	138,012	0	0	0	0	0	138,012
519400	Life Insurance Contribution	1,505	0	0	0	0	0	1,505
	SUBTOTAL BENEFITS	**252,373**	**0**	**0**	**0**	**0**	**0**	**252,373**
	TOTAL PERSONAL SERVICES	**1,139,628**	**0**	**0**	**0**	**0**	**0**	**1,139,628**
521000	Operating Expense	65,170	0	0	0	0	0	65,170
	TOTAL NET OPERATING EXPENSES	**65,170**	**0**	**0**	**0**	**0**	**0**	**65,170**
	SUB PROGRAM TOTAL	**1,204,798**	**0**	**0**	**0**	**0**	**0**	**1,204,798**

EXPENDITURE SUMMARY
2021-2022 GENERAL OPERATING BUDGET
UNIVERSITY OF NEBRASKA MEDICAL CENTER

SUBPROGRAM #/NAME 32 Research Initiative

		UNRESTRICTED	DESIGNATED AND/OR RESTRICTED					
ACCOUNT	DESCRIPTION	STATE AND UNIVERSITY GENERATED	CASH	REVOLVING	FEDERAL	AUXILIARIES AND SERVICES	TRUST	TOTAL
	SUBTOTAL FACULTY	0	0	0	0	0	0	0
	SUBTOTAL NONFACULTY	0	0	0	0	0	0	0
	SUBTOTAL SALARIES & WAGES	0	0	0	0	0	0	0
	SUBTOTAL BENEFITS	0	0	0	0	0	0	0
	TOTAL PERSONAL SERVICES	0	0	0	0	0	0	0
	SUB PROGRAM TOTAL	0	0	0	0	0	0	0

EXPENDITURE SUMMARY
2021-2022 GENERAL OPERATING BUDGET
UNIVERSITY OF NEBRASKA MEDICAL CENTER

SUBPROGRAM #/NAME 33 Physical Plant Administration

		UNRESTRICTED	DESIGNATED AND/OR RESTRICTED					
ACCOUNT	**DESCRIPTION**	**STATE AND UNIVERSITY GENERATED**	**CASH**	**REVOLVING**	**FEDERAL**	**AUXILIARIES AND SERVICES**	**TRUST**	**TOTAL**
512100	Other Administrators	40,452	0	0	0	338,374	0	378,826
513000	Managerial/Professional	1,013,535	0	0	0	3,510,637	0	4,524,172
514000	Clerical/Technical/Service	4,188,405	0	0	0	3,207,248	0	7,395,653
516000	Student Wages	32,978	0	0	0	0	0	32,978
517000	Supplemental Salaries & Wages	34,766	0	0	0	70,522	0	105,288
	SUBTOTAL NONFACULTY	**5,310,136**	**0**	**0**	**0**	**7,126,781**	**0**	**12,436,917**
	SUBTOTAL SALARIES & WAGES	**5,310,136**	**0**	**0**	**0**	**7,126,781**	**0**	**12,436,917**
519100	Retirement Contribution	332,358	0	0	0	363,466	0	695,824
519200	FICA Contribution	324,833	0	0	0	399,101	0	723,934
519300	Health Insurance Contribution	744,236	0	0	0	1,118,906	0	1,863,142
519400	Life Insurance Contribution	6,998	0	0	0	7,129	0	14,127
519800	Workers Compensation	0	0	0	0	38,113	0	38,113
	SUBTOTAL BENEFITS	**1,408,425**	**0**	**0**	**0**	**1,926,715**	**0**	**3,335,140**
	TOTAL PERSONAL SERVICES	**6,718,561**	**0**	**0**	**0**	**9,053,496**	**0**	**15,772,057**
521000	Operating Expense	662,497	0	0	0	3,807,462	0	4,469,959
529000	Utilities	12,120,774	0	0	0	0	0	12,120,774
530000	Supplies & Materials	175,783	0	0	0	291,728	0	467,511
540000	Travel	10,568	0	0	0	37,472	0	48,040
550000	Capital Outlay	16,000	0	0	0	10,000	0	26,000
	TOTAL NET OPERATING EXPENSES	**12,985,622**	**0**	**0**	**0**	**4,146,662**	**0**	**17,132,284**
	SUB PROGRAM TOTAL	**19,704,183**	**0**	**0**	**0**	**13,200,158**	**0**	**32,904,341**

EXPENDITURE SUMMARY
2021-2022 GENERAL OPERATING BUDGET
UNIVERSITY OF NEBRASKA MEDICAL CENTER

SUBPROGRAM #/NAME 38 Other Plant Operations & Maintenance

		UNRESTRICTED	DESIGNATED AND/OR RESTRICTED					
ACCOUNT	DESCRIPTION	STATE AND UNIVERSITY GENERATED	CASH	REVOLVING	FEDERAL	AUXILIARIES AND SERVICES	TRUST	TOTAL
513000	Managerial/Professional	176,814	0	0	0	0	0	176,814
514000	Clerical/Technical/Service	2,805,443	0	0	0	0	0	2,805,443
	SUBTOTAL NONFACULTY	**2,982,257**	**0**	**0**	**0**	**0**	**0**	**2,982,257**
	SUBTOTAL SALARIES & WAGES	**2,982,257**	**0**	**0**	**0**	**0**	**0**	**2,982,257**
519100	Retirement Contribution	228,779	0	0	0	0	0	228,779
519200	FICA Contribution	254,696	0	0	0	0	0	254,696
519300	Health Insurance Contribution	364,607	0	0	0	0	0	364,607
519400	Life Insurance Contribution	8,948	0	0	0	0	0	8,948
	SUBTOTAL BENEFITS	**857,030**	**0**	**0**	**0**	**0**	**0**	**857,030**
	TOTAL PERSONAL SERVICES	**3,839,287**	**0**	**0**	**0**	**0**	**0**	**3,839,287**
	SUB PROGRAM TOTAL	**3,839,287**	**0**	**0**	**0**	**0**	**0**	**3,839,287**

EXPENDITURE SUMMARY
2021-2022 GENERAL OPERATING BUDGET
UNIVERSITY OF NEBRASKA MEDICAL CENTER

SUBPROGRAM #/NAME 41 Executive Administration

		UNRESTRICTED	DESIGNATED AND/OR RESTRICTED					
ACCOUNT	**DESCRIPTION**	**STATE AND UNIVERSITY GENERATED**	**CASH**	**REVOLVING**	**FEDERAL**	**AUXILIARIES AND SERVICES**	**TRUST**	**TOTAL**
512100	Other Administrators	1,154,623	0	0	0	0	6,003	1,160,626
513000	Managerial/Professional	251,619	0	0	0	0	0	251,619
514000	Clerical/Technical/Service	100,787	0	0	0	0	0	100,787
	SUBTOTAL NONFACULTY	**1,507,029**	**0**	**0**	**0**	**0**	**6,003**	**1,513,032**
	SUBTOTAL SALARIES & WAGES	**1,507,029**	**0**	**0**	**0**	**0**	**6,003**	**1,513,032**
519100	Retirement Contribution	93,931	0	0	0	0	240	94,171
519200	FICA Contribution	90,952	0	0	0	0	306	91,258
519300	Health Insurance Contribution	213,132	0	0	0	0	762	213,894
519400	Life Insurance Contribution	1,495	0	0	0	0	6	1,501
519800	Workers Compensation	0	0	0	0	0	32	32
	SUBTOTAL BENEFITS	**399,510**	**0**	**0**	**0**	**0**	**1,346**	**400,856**
	TOTAL PERSONAL SERVICES	**1,906,539**	**0**	**0**	**0**	**0**	**7,349**	**1,913,888**
521000	Operating Expense	158,534	0	0	0	0	0	158,534
530000	Supplies & Materials	13,469	0	0	0	0	0	13,469
540000	Travel	11,314	0	0	0	0	0	11,314
	TOTAL NET OPERATING EXPENSES	**183,317**	**0**	**0**	**0**	**0**	**0**	**183,317**
	SUB PROGRAM TOTAL	**2,089,856**	**0**	**0**	**0**	**0**	**7,349**	**2,097,205**

EXPENDITURE SUMMARY
2021-2022 GENERAL OPERATING BUDGET
UNIVERSITY OF NEBRASKA MEDICAL CENTER

SUBPROGRAM #/NAME 42 Student Services

		UNRESTRICTED	DESIGNATED AND/OR RESTRICTED					
ACCOUNT	**DESCRIPTION**	**STATE AND UNIVERSITY GENERATED**	**CASH**	**REVOLVING**	**FEDERAL**	**AUXILIARIES AND SERVICES**	**TRUST**	**TOTAL**
511000 FACULTY								
	Professor	22,964	0	0	0	0	0	22,964
	Associate Professor	0	0	0	0	55,579	0	55,579
	Assistant Professor	27,720	0	0	0	0	0	27,720
	Other	-50,684	0	0	0	0	0	-50,684
	SUBTOTAL FACULTY	**0**	**0**	**0**	**0**	**55,579**	**0**	**55,579**
512100	Other Administrators	8,000	0	0	0	0	0	8,000
513000	Managerial/Professional	761,521	0	0	0	220,045	0	981,566
514000	Clerical/Technical/Service	88,813	0	0	0	154,225	11,753	254,791
516000	Student Wages	2,000	0	0	0	0	0	2,000
	SUBTOTAL NONFACULTY	**860,334**	**0**	**0**	**0**	**374,270**	**11,753**	**1,246,357**
	SUBTOTAL SALARIES & WAGES	**860,334**	**0**	**0**	**0**	**429,849**	**11,753**	**1,301,936**
519100	Retirement Contribution	48,221	0	0	0	21,922	470	70,613
519200	FICA Contribution	47,091	0	0	0	24,071	599	71,761
519300	Health Insurance Contribution	106,468	0	0	0	67,488	1,493	175,449
519400	Life Insurance Contribution	516	0	0	0	430	12	958
519800	Workers Compensation	0	0	0	0	2,299	63	2,362
	SUBTOTAL BENEFITS	**202,296**	**0**	**0**	**0**	**116,210**	**2,637**	**321,143**
	TOTAL PERSONAL SERVICES	**1,062,630**	**0**	**0**	**0**	**546,059**	**14,390**	**1,623,079**
521000	Operating Expense	118,771	0	0	0	784,378	0	903,149
530000	Supplies & Materials	9,061	0	0	0	123,125	0	132,186
540000	Travel	9,266	0	0	0	1,500	0	10,766
560000	Government Aid	0	0	0	550,000	0	0	550,000
	TOTAL NET OPERATING EXPENSES	**137,098**	**0**	**0**	**550,000**	**909,003**	**0**	**1,596,101**
	SUB PROGRAM TOTAL	**1,199,728**	**0**	**0**	**550,000**	**1,455,062**	**14,390**	**3,219,180**

EXPENDITURE SUMMARY
2021-2022 GENERAL OPERATING BUDGET
UNIVERSITY OF NEBRASKA MEDICAL CENTER

SUBPROGRAM #/NAME 43 Business and Finance

		UNRESTRICTED	DESIGNATED AND/OR RESTRICTED					
ACCOUNT	**DESCRIPTION**	**STATE AND UNIVERSITY GENERATED**	**CASH**	**REVOLVING**	**FEDERAL**	**AUXILIARIES AND SERVICES**	**TRUST**	**TOTAL**
511000 FACULTY								
	Professor	0	0	0	0	150,829	0	150,829
	Assistant Professor	0	0	0	0	5,740	0	5,740
	SUBTOTAL FACULTY	**0**	**0**	**0**	**0**	**156,569**	**0**	**156,569**
512100	Other Administrators	1,080,848	0	0	0	212,707	0	1,293,555
513000	Managerial/Professional	6,925,628	254,109	0	0	2,164,567	57,855	9,402,159
514000	Clerical/Technical/Service	1,861,824	71,557	0	0	1,289,726	0	3,223,107
515000	Other Academic	81,313	0	0	0	0	0	81,313
517000	Supplemental Salaries & Wages	1,475	0	0	0	0	0	1,475
	SUBTOTAL NONFACULTY	**9,951,088**	**325,666**	**0**	**0**	**3,667,000**	**57,855**	**14,001,609**
	SUBTOTAL SALARIES & WAGES	**9,951,088**	**325,666**	**0**	**0**	**3,823,569**	**57,855**	**14,158,178**
519100	Retirement Contribution	549,458	20,809	0	0	194,991	2,314	767,572
519200	FICA Contribution	482,333	20,159	0	0	214,110	2,951	719,553
519300	Health Insurance Contribution	1,301,211	47,144	0	0	600,270	7,348	1,955,973
519400	Life Insurance Contribution	16,246	326	0	0	3,822	58	20,452
519800	Workers Compensation	0	0	0	0	20,447	309	20,756
	SUBTOTAL BENEFITS	**2,349,248**	**88,438**	**0**	**0**	**1,033,640**	**12,980**	**3,484,306**
	TOTAL PERSONAL SERVICES	**12,300,336**	**414,104**	**0**	**0**	**4,857,209**	**70,835**	**17,642,484**
521000	Operating Expense	502,341	-1,395,597	0	0	2,406,173	0	1,512,917
529000	Utilities	0	0	0	0	105,500	0	105,500
530000	Supplies & Materials	464,782	3,090	0	0	460,915	0	928,787
540000	Travel	47,961	2,266	0	0	57,305	0	107,532
550000	Capital Outlay	4,258	0	0	0	18,000	0	22,258
570000	Cost of Goods Sold	0	0	0	0	2,860,256	0	2,860,256
	TOTAL NET OPERATING EXPENSES	**1,019,342**	**-1,390,241**	**0**	**0**	**5,908,149**	**0**	**5,537,250**
	SUB PROGRAM TOTAL	**13,319,678**	**-976,137**	**0**	**0**	**10,765,358**	**70,835**	**23,179,734**

EXPENDITURE SUMMARY
2021-2022 GENERAL OPERATING BUDGET
UNIVERSITY OF NEBRASKA MEDICAL CENTER

SUBPROGRAM #/NAME 44 General Expense

		UNRESTRICTED	DESIGNATED AND/OR RESTRICTED					
ACCOUNT	**DESCRIPTION**	**STATE AND UNIVERSITY GENERATED**	**CASH**	**REVOLVING**	**FEDERAL**	**AUXILIARIES AND SERVICES**	**TRUST**	**TOTAL**
513000	Managerial/Professional	850,869	0	0	0	335,057	118,410	1,304,336
514000	Clerical/Technical/Service	46,780	0	0	0	133,923	0	180,703
516000	Student Wages	50	0	0	0	0	0	50
	SUBTOTAL NONFACULTY	**897,699**	**0**	**0**	**0**	**468,980**	**118,410**	**1,485,089**
	SUBTOTAL SALARIES & WAGES	**897,699**	**0**	**0**	**0**	**468,980**	**118,410**	**1,485,089**
519100	Retirement Contribution	63,970	0	0	0	23,917	4,736	92,623
519200	FICA Contribution	62,851	0	0	0	26,263	6,039	95,153
519300	Health Insurance Contribution	138,467	0	0	0	73,629	15,038	227,134
519400	Life Insurance Contribution	445	0	0	0	470	118	1,033
519800	Workers Compensation	639,169	0	0	0	2,508	633	642,310
	SUBTOTAL BENEFITS	**904,902**	**0**	**0**	**0**	**126,787**	**26,564**	**1,058,253**
	TOTAL PERSONAL SERVICES	**1,802,601**	**0**	**0**	**0**	**595,767**	**144,974**	**2,543,342**
521000	Operating Expense	1,839,694	0	0	0	290,565	0	2,130,259
530000	Supplies & Materials	5,000	0	0	0	35,415	0	40,415
540000	Travel	2,000	0	0	0	10,300	0	12,300
550000	Capital Outlay	530	0	0	0	0	0	530
	TOTAL NET OPERATING EXPENSES	**1,847,224**	**0**	**0**	**0**	**336,280**	**0**	**2,183,504**
	SUB PROGRAM TOTAL	**3,649,825**	**0**	**0**	**0**	**932,047**	**144,974**	**4,726,846**

EXPENDITURE SUMMARY
2021-2022 GENERAL OPERATING BUDGET
UNIVERSITY OF NEBRASKA MEDICAL CENTER

SUBPROGRAM #/NAME 51 College of Medicine

		UNRESTRICTED	DESIGNATED AND/OR RESTRICTED					
ACCOUNT	**DESCRIPTION**	**STATE AND UNIVERSITY GENERATED**	**CASH**	**REVOLVING**	**FEDERAL**	**AUXILIARIES AND SERVICES**	**TRUST**	**TOTAL**
511000 FACULTY								
	Professor	4,734,443	0	0	2,074,688	17,526	1,623,472	8,450,129
	Associate Professor	1,501,640	0	0	576,450	16,135	239,980	2,334,205
	Assistant Professor	1,450,121	0	0	1,151,268	31,937	777,295	3,410,621
	Instructor	121,587	0	0	956,880	78,431	462,890	1,619,788
	Other	3,514,889	0	0	518,971	0	230,865	4,264,725
	SUBTOTAL FACULTY	**11,322,680**	**0**	**0**	**5,278,257**	**144,029**	**3,334,502**	**20,079,468**
512100	Other Administrators	1,412,928	0	0	77,261	273,889	127,739	1,891,817
512000	Chairpersons	2,328,325	0	0	95,263	0	182,134	2,605,722
513000	Managerial/Professional	1,801,846	0	0	1,397,662	1,364,765	848,205	5,412,478
514000	Clerical/Technical/Service	1,486,418	0	0	108,659	801,392	205,295	2,601,764
515000	Other Academic	11,331,976	0	0	820,184	34,913	475,989	12,663,062
	SUBTOTAL NONFACULTY	**18,361,493**	**0**	**0**	**2,499,029**	**2,474,959**	**1,839,362**	**25,174,843**
	SUBTOTAL SALARIES & WAGES	**29,684,173**	**0**	**0**	**7,777,286**	**2,618,988**	**5,173,864**	**45,254,311**
519100	Retirement Contribution	1,014,184	0	0	256,648	133,567	206,951	1,611,350
519200	FICA Contribution	1,779,382	0	0	373,315	146,663	263,874	2,563,234
519300	Health Insurance Contribution	4,153,202	0	0	847,727	411,182	657,077	6,069,188
519400	Life Insurance Contribution	31,797	0	0	7,777	2,621	5,176	47,371
519800	Workers Compensation	0	0	0	41,588	14,005	27,670	83,263
	SUBTOTAL BENEFITS	**6,978,565**	**0**	**0**	**1,527,055**	**708,038**	**1,160,748**	**10,374,406**
	TOTAL PERSONAL SERVICES	**36,662,738**	**0**	**0**	**9,304,341**	**3,327,026**	**6,334,612**	**55,628,717**
521000	Operating Expense	148,368	0	0	0	734,763	1,273,601	2,156,732
530000	Supplies & Materials	27,906	0	0	0	284,069	0	311,975
540000	Travel	0	0	0	0	29,558	0	29,558
	TOTAL NET OPERATING EXPENSES	**176,274**	**0**	**0**	**0**	**1,048,390**	**1,273,601**	**2,498,265**
	SUB PROGRAM TOTAL	**36,839,012**	**0**	**0**	**9,304,341**	**4,375,416**	**7,608,213**	**58,126,982**

EXPENDITURE SUMMARY
2021-2022 GENERAL OPERATING BUDGET
UNIVERSITY OF NEBRASKA MEDICAL CENTER

SUBPROGRAM #/NAME 52 College of Medicine

		UNRESTRICTED	DESIGNATED AND/OR RESTRICTED					
ACCOUNT	**DESCRIPTION**	**STATE AND UNIVERSITY GENERATED**	**CASH**	**REVOLVING**	**FEDERAL**	**AUXILIARIES AND SERVICES**	**TRUST**	**TOTAL**
511000 FACULTY								
	Professor	2,606,724	0	0	1,361,636	0	1,440,714	5,409,074
	Associate Professor	2,389,397	0	0	334,821	5,769	1,086,943	3,816,930
	Assistant Professor	3,666,866	0	0	780,167	10,877	1,589,171	6,047,081
	Instructor	178,154	0	0	703,224	0	79,765	961,143
	Other	217,079	0	0	260,585	0	88,090	565,754
	SUBTOTAL FACULTY	**9,058,220**	**0**	**0**	**3,440,433**	**16,646**	**4,284,683**	**16,799,982**
512100	Other Administrators	67,729	0	0	21,866	0	5,000	94,595
512000	Chairpersons	238,119	0	0	0	0	50,000	288,119
513000	Managerial/Professional	1,554,838	0	0	1,476,754	1,402,570	4,009,087	8,443,249
514000	Clerical/Technical/Service	2,344,856	0	0	551,287	183,161	971,441	4,050,745
515000	Other Academic	0	0	0	520,147	0	205,042	725,189
	SUBTOTAL NONFACULTY	**4,205,542**	**0**	**0**	**2,570,054**	**1,585,731**	**5,240,570**	**13,601,897**
	SUBTOTAL SALARIES & WAGES	**13,263,762**	**0**	**0**	**6,010,487**	**1,602,377**	**9,525,253**	**30,401,879**
519100	Retirement Contribution	805,060	0	0	198,349	81,722	381,004	1,466,135
519200	FICA Contribution	772,617	0	0	288,505	89,732	485,789	1,636,643
519300	Health Insurance Contribution	1,877,435	0	0	655,146	251,573	1,209,707	3,993,861
519400	Life Insurance Contribution	17,166	0	0	6,009	1,604	9,528	34,307
519800	Workers Compensation	0	0	0	32,144	8,569	50,941	91,654
	SUBTOTAL BENEFITS	**3,472,278**	**0**	**0**	**1,180,153**	**433,200**	**2,136,969**	**7,222,600**
	TOTAL PERSONAL SERVICES	**16,736,040**	**0**	**0**	**7,190,640**	**2,035,577**	**11,662,222**	**37,624,479**
	SUB PROGRAM TOTAL	**16,736,040**	**0**	**0**	**7,190,640**	**2,035,577**	**11,662,222**	**37,624,479**

EXPENDITURE SUMMARY
2021-2022 GENERAL OPERATING BUDGET
UNIVERSITY OF NEBRASKA MEDICAL CENTER

SUBPROGRAM #/NAME 53 College of Medicine

		UNRESTRICTED	DESIGNATED AND/OR RESTRICTED					
ACCOUNT	**DESCRIPTION**	**STATE AND UNIVERSITY GENERATED**	**CASH**	**REVOLVING**	**FEDERAL**	**AUXILIARIES AND SERVICES**	**TRUST**	**TOTAL**
511000 FACULTY								
	Professor	2,199,950	0	0	704,278	59,480	1,550,235	4,513,943
	Associate Professor	1,993,854	0	0	404,437	0	2,444,990	4,843,281
	Assistant Professor	3,141,665	0	0	372,746	53,804	4,998,287	8,566,502
	Instructor	117,006	0	0	329,105	9,235	159,273	614,619
	Other	174,150	0	0	349,562	34,354	352,439	910,505
	SUBTOTAL FACULTY	**7,626,625**	**0**	**0**	**2,160,128**	**156,873**	**9,505,224**	**19,448,850**
512100	Other Administrators	169,064	0	0	14,223	0	10,650	193,937
512000	Chairpersons	545,626	0	0	74,025	0	20,000	639,651
513000	Managerial/Professional	1,999,413	0	0	1,116,335	734,651	5,410,199	9,260,598
514000	Clerical/Technical/Service	1,651,141	0	0	145,536	170,858	3,170,009	5,137,544
515000	Other Academic	658,380	0	0	1,013,431	0	211,611	1,883,422
	SUBTOTAL NONFACULTY	**5,023,624**	**0**	**0**	**2,363,550**	**905,509**	**8,822,469**	**17,115,152**
	SUBTOTAL SALARIES & WAGES	**12,650,249**	**0**	**0**	**4,523,678**	**1,062,382**	**18,327,693**	**36,564,002**
519100	Retirement Contribution	745,296	0	0	149,284	54,183	733,111	1,681,874
519200	FICA Contribution	723,467	0	0	217,139	59,497	934,708	1,934,811
519300	Health Insurance Contribution	1,704,359	0	0	493,083	166,795	2,327,620	4,691,857
519400	Life Insurance Contribution	17,004	0	0	4,523	1,064	18,329	40,920
519800	Workers Compensation	0	0	0	24,194	5,682	98,011	127,887
	SUBTOTAL BENEFITS	**3,190,126**	**0**	**0**	**888,223**	**287,221**	**4,111,779**	**8,477,349**
	TOTAL PERSONAL SERVICES	**15,840,375**	**0**	**0**	**5,411,901**	**1,349,603**	**22,439,472**	**45,041,351**
521000	Operating Expense	768,975	0	0	0	1,640,790	0	2,409,765
530000	Supplies & Materials	0	0	0	0	340,705	0	340,705
540000	Travel	12,500	0	0	0	53,467	0	65,967
550000	Capital Outlay	0	0	0	0	35,983	0	35,983
	TOTAL NET OPERATING EXPENSES	**781,475**	**0**	**0**	**0**	**2,070,945**	**0**	**2,852,420**
	SUB PROGRAM TOTAL	**16,621,850**	**0**	**0**	**5,411,901**	**3,420,548**	**22,439,472**	**47,893,771**

EXPENDITURE SUMMARY
2021-2022 GENERAL OPERATING BUDGET
UNIVERSITY OF NEBRASKA MEDICAL CENTER

SUBPROGRAM #/NAME 54 College of Public Health

		UNRESTRICTED	DESIGNATED AND/OR RESTRICTED					
ACCOUNT	**DESCRIPTION**	**STATE AND UNIVERSITY GENERATED**	**CASH**	**REVOLVING**	**FEDERAL**	**AUXILIARIES AND SERVICES**	**TRUST**	**TOTAL**
511000 FACULTY								
	Professor	1,870,085	0	0	330,089	45,322	506,060	2,751,556
	Associate Professor	1,832,946	0	0	284,258	183,970	761,076	3,062,250
	Assistant Professor	1,321,220	0	0	169,262	24,121	619,176	2,133,779
	Instructor	338,338	0	0	4,826	4,826	292,816	640,806
	Other	-328,017	0	0	0	0	152,425	-175,592
	SUBTOTAL FACULTY	**5,034,572**	**0**	**0**	**788,435**	**258,239**	**2,331,553**	**8,412,799**
512100	Other Administrators	622,666	0	0	0	0	65,517	688,183
512000	Chairpersons	186,020	0	0	0	0	0	186,020
513000	Managerial/Professional	1,227,133	0	0	246,392	341,076	1,604,315	3,418,916
514000	Clerical/Technical/Service	486,862	0	0	0	109,765	180,591	777,218
515000	Other Academic	25,937	0	0	78,513	0	87,328	191,778
	SUBTOTAL NONFACULTY	**2,548,618**	**0**	**0**	**324,905**	**450,841**	**1,937,751**	**5,262,115**
	SUBTOTAL SALARIES & WAGES	**7,583,190**	**0**	**0**	**1,113,340**	**709,080**	**4,269,304**	**13,674,914**
519100	Retirement Contribution	457,312	0	0	36,739	36,163	170,772	700,986
519200	FICA Contribution	439,144	0	0	53,441	39,709	217,734	750,028
519300	Health Insurance Contribution	1,064,548	0	0	121,352	111,324	542,208	1,839,432
519400	Life Insurance Contribution	9,582	0	0	1,115	709	4,272	15,678
519800	Workers Compensation	0	0	0	5,954	3,794	22,832	32,580
	SUBTOTAL BENEFITS	**1,970,586**	**0**	**0**	**218,601**	**191,699**	**957,818**	**3,338,704**
	TOTAL PERSONAL SERVICES	**9,553,776**	**0**	**0**	**1,331,941**	**900,779**	**5,227,122**	**17,013,618**
521000	Operating Expense	21,652	0	0	0	165,279	0	186,931
530000	Supplies & Materials	7,000	0	0	0	0	0	7,000
540000	Travel	6,000	0	0	0	0	0	6,000
	TOTAL NET OPERATING EXPENSES	**34,652**	**0**	**0**	**0**	**165,279**	**0**	**199,931**
	SUB PROGRAM TOTAL	**9,588,428**	**0**	**0**	**1,331,941**	**1,066,058**	**5,227,122**	**17,213,549**

EXPENDITURE SUMMARY
2021-2022 GENERAL OPERATING BUDGET
UNIVERSITY OF NEBRASKA MEDICAL CENTER

SUBPROGRAM #/NAME 55 Munroe-Meyer Institute

		UNRESTRICTED	DESIGNATED AND/OR RESTRICTED					
ACCOUNT	**DESCRIPTION**	**STATE AND UNIVERSITY GENERATED**	**CASH**	**REVOLVING**	**FEDERAL**	**AUXILIARIES AND SERVICES**	**TRUST**	**TOTAL**
511000 FACULTY								
	Professor	0	0	0	417,784	204,366	462,671	1,084,821
	Associate Professor	0	264,039	0	168,107	215,007	274,584	921,737
	Assistant Professor	0	369,519	0	593,142	727,569	1,216,225	2,906,455
	Other	0	-66,295	0	0	1,500	6,500	-58,295
	SUBTOTAL FACULTY	**0**	**567,263**	**0**	**1,179,033**	**1,148,442**	**1,959,980**	**4,854,718**
512100	Other Administrators	0	10,000	0	147,926	9,000	5,000	171,926
512000	Chairpersons	0	9,000	0	12,502	0	5,000	26,502
513000	Managerial/Professional	0	1,376,535	0	771,692	3,583,044	3,753,781	9,485,052
514000	Clerical/Technical/Service	0	1,804,008	0	118,353	1,004,109	582,986	3,509,456
515000	Other Academic	0	53,760	0	67,681	115,009	75,006	311,456
	SUBTOTAL NONFACULTY	**0**	**3,253,303**	**0**	**1,118,154**	**4,711,162**	**4,421,773**	**13,504,392**
	SUBTOTAL SALARIES & WAGES	**0**	**3,820,566**	**0**	**2,297,187**	**5,859,604**	**6,381,753**	**18,359,110**
519100	Retirement Contribution	0	0	0	75,808	298,838	256,141	630,787
519200	FICA Contribution	0	0	0	110,265	328,138	326,580	764,983
519300	Health Insurance Contribution	0	0	0	250,393	919,956	813,245	1,983,594
519400	Life Insurance Contribution	0	0	0	2,297	5,862	6,404	14,563
519800	Workers Compensation	0	0	0	12,285	31,334	34,245	77,864
	SUBTOTAL BENEFITS	**0**	**0**	**0**	**451,048**	**1,584,128**	**1,436,615**	**3,471,791**
	TOTAL PERSONAL SERVICES	**0**	**3,820,566**	**0**	**2,748,235**	**7,443,732**	**7,818,368**	**21,830,901**
521000	Operating Expense	0	279,434	0	0	338,924	0	618,358
	TOTAL NET OPERATING EXPENSES	**0**	**279,434**	**0**	**0**	**338,924**	**0**	**618,358**
	SUB PROGRAM TOTAL	**0**	**4,100,000**	**0**	**2,748,235**	**7,782,656**	**7,818,368**	**22,449,259**

EXPENDITURE SUMMARY
2021-2022 GENERAL OPERATING BUDGET
UNIVERSITY OF NEBRASKA MEDICAL CENTER

SUBPROGRAM #/NAME 56 Dental Clinic

		UNRESTRICTED	DESIGNATED AND/OR RESTRICTED					
ACCOUNT	**DESCRIPTION**	**STATE AND UNIVERSITY GENERATED**	**CASH**	**REVOLVING**	**FEDERAL**	**AUXILIARIES AND SERVICES**	**TRUST**	**TOTAL**
511000	FACULTY							
	Professor	0	3,243	0	0	0	0	3,243
	Associate Professor	0	97,835	0	0	0	0	97,835
	Assistant Professor	0	9,787	0	0	0	0	9,787
	Instructor	0	486,893	0	0	0	0	486,893
	SUBTOTAL FACULTY	**0**	**597,758**	**0**	**0**	**0**	**0**	**597,758**
512100	Other Administrators	0	26,061	0	0	5,000	0	31,061
513000	Managerial/Professional	0	655,822	0	0	0	0	655,822
514000	Clerical/Technical/Service	0	3,071,162	0	0	52,463	0	3,123,625
515000	Other Academic	0	47,679	0	0	0	0	47,679
	SUBTOTAL NONFACULTY	**0**	**3,800,724**	**0**	**0**	**57,463**	**0**	**3,858,187**
	SUBTOTAL SALARIES & WAGES	**0**	**4,398,482**	**0**	**0**	**57,463**	**0**	**4,455,945**
519100	Retirement Contribution	0	281,501	0	0	2,931	0	284,432
519200	FICA Contribution	0	272,708	0	0	3,218	0	275,926
519300	Health Insurance Contribution	0	637,780	0	0	9,022	0	646,802
519400	Life Insurance Contribution	0	4,397	0	0	57	0	4,454
519800	Workers Compensation	0	0	0	0	307	0	307
	SUBTOTAL BENEFITS	**0**	**1,196,386**	**0**	**0**	**15,535**	**0**	**1,211,921**
	TOTAL PERSONAL SERVICES	**0**	**5,594,868**	**0**	**0**	**72,998**	**0**	**5,667,866**
521000	Operating Expense	0	2,995,795	0	0	0	0	2,995,795
530000	Supplies & Materials	0	1,410,852	0	0	0	0	1,410,852
550000	Capital Outlay	0	198,485	0	0	0	0	198,485
	TOTAL NET OPERATING EXPENSES	**0**	**4,605,132**	**0**	**0**	**0**	**0**	**4,605,132**
	SUB PROGRAM TOTAL	**0**	**10,200,000**	**0**	**0**	**72,998**	**0**	**10,272,998**

EXPENDITURE SUMMARY
2021-2022 GENERAL OPERATING BUDGET
UNIVERSITY OF NEBRASKA MEDICAL CENTER

SUBPROGRAM #/NAME 57 Tobacco Fund Research

		UNRESTRICTED	DESIGNATED AND/OR RESTRICTED					
ACCOUNT	**DESCRIPTION**	**STATE AND UNIVERSITY GENERATED**	**CASH**	**REVOLVING**	**FEDERAL**	**AUXILIARIES AND SERVICES**	**TRUST**	**TOTAL**
511000 FACULTY								
	Assistant Professor	0	1,945,410	0	0	0	0	1,945,410
	SUBTOTAL FACULTY	**0**	**1,945,410**	**0**	**0**	**0**	**0**	**1,945,410**
513000	Managerial/Professional	0	2,220,460	0	0	0	0	2,220,460
514000	Clerical/Technical/Service	0	538,174	0	0	0	0	538,174
515000	Other Academic	0	967,034	0	0	0	0	967,034
	SUBTOTAL NONFACULTY	**0**	**3,725,668**	**0**	**0**	**0**	**0**	**3,725,668**
	SUBTOTAL SALARIES & WAGES	**0**	**5,671,078**	**0**	**0**	**0**	**0**	**5,671,078**
519100	Retirement Contribution	0	221,528	0	0	0	0	221,528
519200	FICA Contribution	0	300,859	0	0	0	0	300,859
519300	Health Insurance Contribution	0	391,625	0	0	0	0	391,625
519400	Life Insurance Contribution	0	3,384	0	0	0	0	3,384
519800	Workers Compensation	0	24,099	0	0	0	0	24,099
	SUBTOTAL BENEFITS	**0**	**941,495**	**0**	**0**	**0**	**0**	**941,495**
	TOTAL PERSONAL SERVICES	**0**	**6,612,573**	**0**	**0**	**0**	**0**	**6,612,573**
521000	Operating Expense	0	5,187,427	0	0	0	0	5,187,427
	TOTAL NET OPERATING EXPENSES	**0**	**5,187,427**	**0**	**0**	**0**	**0**	**5,187,427**
	SUB PROGRAM TOTAL	**0**	**11,800,000**	**0**	**0**	**0**	**0**	**11,800,000**

EXPENDITURE SUMMARY
2021-2022 GENERAL OPERATING BUDGET
UNIVERSITY OF NEBRASKA MEDICAL CENTER

SUBPROGRAM #/NAME 58 Anatomical Board

		UNRESTRICTED	DESIGNATED AND/OR RESTRICTED					
ACCOUNT	DESCRIPTION	STATE AND UNIVERSITY GENERATED	CASH	REVOLVING	FEDERAL	AUXILIARIES AND SERVICES	TRUST	TOTAL
	SUBTOTAL NONFACULTY	0	0	0	0	0	0	0
	SUBTOTAL SALARIES & WAGES	0	0	0	0	0	0	0
	TOTAL PERSONAL SERVICES	0	0	0	0	0	0	0
	SUB PROGRAM TOTAL	0	0	0	0	0	0	0

EXPENDITURE SUMMARY
2021-2022 GENERAL OPERATING BUDGET
UNIVERSITY OF NEBRASKA MEDICAL CENTER

SUBPROGRAM #/NAME 71 UNMC/Eppley Center Cancer Research & Care

		UNRESTRICTED	DESIGNATED AND/OR RESTRICTED					
ACCOUNT	**DESCRIPTION**	**STATE AND UNIVERSITY GENERATED**	**CASH**	**REVOLVING**	**FEDERAL**	**AUXILIARIES AND SERVICES**	**TRUST**	**TOTAL**
511000 FACULTY								
	Professor	77,770	0	0	0	0	100,597	178,367
	Assistant Professor	0	0	0	0	0	20,305	20,305
	Instructor	0	0	0	0	0	38,265	38,265
	SUBTOTAL FACULTY	**77,770**	**0**	**0**	**0**	**0**	**159,167**	**236,937**
512100	Other Administrators	159,102	0	0	0	0	10,000	169,102
513000	Managerial/Professional	181,584	0	0	0	0	687,610	869,194
514000	Clerical/Technical/Service	9,633	0	0	0	0	81,364	90,997
515000	Other Academic	0	0	0	0	0	66,671	66,671
	SUBTOTAL NONFACULTY	**350,319**	**0**	**0**	**0**	**0**	**845,645**	**1,195,964**
	SUBTOTAL SALARIES & WAGES	**428,089**	**0**	**0**	**0**	**0**	**1,004,812**	**1,432,901**
519100	Retirement Contribution	27,398	0	0	0	0	40,192	67,590
519200	FICA Contribution	26,542	0	0	0	0	51,245	77,787
519300	Health Insurance Contribution	62,073	0	0	0	0	127,611	189,684
519400	Life Insurance Contribution	428	0	0	0	0	1,004	1,432
519800	Workers Compensation	0	0	0	0	0	5,373	5,373
	SUBTOTAL BENEFITS	**116,441**	**0**	**0**	**0**	**0**	**225,425**	**341,866**
	TOTAL PERSONAL SERVICES	**544,530**	**0**	**0**	**0**	**0**	**1,230,237**	**1,774,767**
	SUB PROGRAM TOTAL	**544,530**	**0**	**0**	**0**	**0**	**1,230,237**	**1,774,767**

EXPENDITURE SUMMARY
2021-2022 GENERAL OPERATING BUDGET
UNIVERSITY OF NEBRASKA MEDICAL CENTER

SUBPROGRAM #/NAME 72 CHRI

		UNRESTRICTED	DESIGNATED AND/OR RESTRICTED					
ACCOUNT	**DESCRIPTION**	**STATE AND UNIVERSITY GENERATED**	**CASH**	**REVOLVING**	**FEDERAL**	**AUXILIARIES AND SERVICES**	**TRUST**	**TOTAL**
511000	FACULTY							
	Professor	44,389	0	0	0	0	86,333	130,722
	Associate Professor	0	0	0	15,987	0	5,990	21,977
	Assistant Professor	317,913	0	0	83,630	40,644	80,868	523,055
	Instructor	0	0	0	0	0	111,300	111,300
	Other	30,000	0	0	44,286	0	0	74,286
	SUBTOTAL FACULTY	**392,302**	**0**	**0**	**143,903**	**40,644**	**284,491**	**861,340**
513000	Managerial/Professional	418,862	0	0	406,998	1,298,949	738,954	2,863,763
514000	Clerical/Technical/Service	0	0	0	0	0	62,153	62,153
515000	Other Academic	281,146	0	0	0	0	0	281,146
	SUBTOTAL NONFACULTY	**700,008**	**0**	**0**	**406,998**	**1,298,949**	**801,107**	**3,207,062**
	SUBTOTAL SALARIES & WAGES	**1,092,310**	**0**	**0**	**550,901**	**1,339,593**	**1,085,598**	**4,068,402**
519100	Retirement Contribution	38,863	0	0	18,180	68,320	43,425	168,788
519200	FICA Contribution	36,637	0	0	26,444	75,018	55,366	193,465
519300	Health Insurance Contribution	95,481	0	0	60,049	210,316	137,870	503,716
519400	Life Insurance Contribution	1,245	0	0	551	1,340	1,085	4,221
519800	Workers Compensation	0	0	0	2,946	7,164	5,805	15,915
	SUBTOTAL BENEFITS	**172,226**	**0**	**0**	**108,170**	**362,158**	**243,551**	**886,105**
	TOTAL PERSONAL SERVICES	**1,264,536**	**0**	**0**	**659,071**	**1,701,751**	**1,329,149**	**4,954,507**
521000	Operating Expense	351,794	0	0	0	0	0	351,794
550000	Capital Outlay	22,741	0	0	0	0	0	22,741
	TOTAL NET OPERATING EXPENSES	**374,535**	**0**	**0**	**0**	**0**	**0**	**374,535**
	SUB PROGRAM TOTAL	**1,639,071**	**0**	**0**	**659,071**	**1,701,751**	**1,329,149**	**5,329,042**

EXPENDITURE SUMMARY
2021-2022 GENERAL OPERATING BUDGET
UNIVERSITY OF NEBRASKA MEDICAL CENTER

SUBPROGRAM #/NAME 74 Anatomical Board

		UNRESTRICTED	DESIGNATED AND/OR RESTRICTED					
ACCOUNT	DESCRIPTION	STATE AND UNIVERSITY GENERATED	CASH	REVOLVING	FEDERAL	AUXILIARIES AND SERVICES	TRUST	TOTAL
513000	Managerial/Professional	0	0	0	0	0	113,310	113,310
	SUBTOTAL NONFACULTY	**0**	**0**	**0**	**0**	**0**	**113,310**	**113,310**
	SUBTOTAL SALARIES & WAGES	**0**	**0**	**0**	**0**	**0**	**113,310**	**113,310**
519100	Retirement Contribution	0	0	0	0	0	4,532	4,532
519200	FICA Contribution	0	0	0	0	0	5,779	5,779
519300	Health Insurance Contribution	0	0	0	0	0	14,390	14,390
519400	Life Insurance Contribution	0	0	0	0	0	113	113
519800	Workers Compensation	0	0	0	0	0	606	606
	SUBTOTAL BENEFITS	**0**	**0**	**0**	**0**	**0**	**25,420**	**25,420**
	TOTAL PERSONAL SERVICES	**0**	**0**	**0**	**0**	**0**	**138,730**	**138,730**
	SUB PROGRAM TOTAL	**0**	**0**	**0**	**0**	**0**	**138,730**	**138,730**

EXPENDITURE SUMMARY
2021-2022 GENERAL OPERATING BUDGET
UNIVERSITY OF NEBRASKA MEDICAL CENTER

SUBPROGRAM #/NAME 82 Munroe-Meyer State Support

		UNRESTRICTED	DESIGNATED AND/OR RESTRICTED					
ACCOUNT	**DESCRIPTION**	**STATE AND UNIVERSITY GENERATED**	**CASH**	**REVOLVING**	**FEDERAL**	**AUXILIARIES AND SERVICES**	**TRUST**	**TOTAL**
511000 FACULTY								
	Professor	863,303	0	0	0	0	0	863,303
	Associate Professor	627,329	0	0	0	0	0	627,329
	Assistant Professor	1,011,914	0	0	0	0	0	1,011,914
	Other	-164,892	0	0	0	0	0	-164,892
	SUBTOTAL FACULTY	**2,337,654**	**0**	**0**	**0**	**0**	**0**	**2,337,654**
512100	Other Administrators	315,503	0	0	0	0	0	315,503
512000	Chairpersons	11,000	0	0	0	0	0	11,000
513000	Managerial/Professional	512,618	0	0	0	0	0	512,618
514000	Clerical/Technical/Service	576,125	0	0	0	0	0	576,125
515000	Other Academic	228,316	0	0	0	0	0	228,316
	SUBTOTAL NONFACULTY	**1,643,562**	**0**	**0**	**0**	**0**	**0**	**1,643,562**
	SUBTOTAL SALARIES & WAGES	**3,981,216**	**0**	**0**	**0**	**0**	**0**	**3,981,216**
519100	Retirement Contribution	247,988	0	0	0	0	0	247,988
519200	FICA Contribution	239,276	0	0	0	0	0	239,276
519300	Health Insurance Contribution	568,897	0	0	0	0	0	568,897
519400	Life Insurance Contribution	4,478	0	0	0	0	0	4,478
	SUBTOTAL BENEFITS	**1,060,639**	**0**	**0**	**0**	**0**	**0**	**1,060,639**
	TOTAL PERSONAL SERVICES	**5,041,855**	**0**	**0**	**0**	**0**	**0**	**5,041,855**
	SUB PROGRAM TOTAL	**5,041,855**	**0**	**0**	**0**	**0**	**0**	**5,041,855**

EXPENDITURE SUMMARY
2021-2022 GENERAL OPERATING BUDGET
UNIVERSITY OF NEBRASKA MEDICAL CENTER

SUBPROGRAM #/NAME 83 College of Medicine Clinical

		UNRESTRICTED	DESIGNATED AND/OR RESTRICTED					
ACCOUNT	**DESCRIPTION**	**STATE AND UNIVERSITY GENERATED**	**CASH**	**REVOLVING**	**FEDERAL**	**AUXILIARIES AND SERVICES**	**TRUST**	**TOTAL**
511000 FACULTY								
	Professor	0	0	0	0	0	5,107,178	5,107,178
	Associate Professor	0	0	0	0	0	5,850,144	5,850,144
	Assistant Professor	0	0	0	0	0	12,606,469	12,606,469
	Instructor	0	0	0	0	0	451,245	451,245
	Other	0	0	0	0	0	173,548	173,548
	SUBTOTAL FACULTY	**0**	**0**	**0**	**0**	**0**	**24,188,584**	**24,188,584**
512100	Other Administrators	0	0	0	0	0	77,940	77,940
512000	Chairpersons	0	0	0	0	0	307,563	307,563
513000	Managerial/Professional	0	0	0	0	0	3,719,256	3,719,256
514000	Clerical/Technical/Service	0	0	0	0	0	2,578,227	2,578,227
515000	Other Academic	0	0	0	0	0	143,628	143,628
	SUBTOTAL NONFACULTY	**0**	**0**	**0**	**0**	**0**	**6,826,614**	**6,826,614**
	SUBTOTAL SALARIES & WAGES	**0**	**0**	**0**	**0**	**0**	**31,015,198**	**31,015,198**
519100	Retirement Contribution	0	0	0	0	0	1,240,608	1,240,608
519200	FICA Contribution	0	0	0	0	0	1,581,782	1,581,782
519300	Health Insurance Contribution	0	0	0	0	0	3,938,925	3,938,925
519400	Life Insurance Contribution	0	0	0	0	0	31,021	31,021
519800	Workers Compensation	0	0	0	0	0	165,867	165,867
	SUBTOTAL BENEFITS	**0**	**0**	**0**	**0**	**0**	**6,958,203**	**6,958,203**
	TOTAL PERSONAL SERVICES	**0**	**0**	**0**	**0**	**0**	**37,973,401**	**37,973,401**
	SUB PROGRAM TOTAL	**0**	**0**	**0**	**0**	**0**	**37,973,401**	**37,973,401**

EXPENDITURE SUMMARY
2021-2022 GENERAL OPERATING BUDGET
UNIVERSITY OF NEBRASKA MEDICAL CENTER

SUBPROGRAM #/NAME 84 College of Medicine Clinical

		UNRESTRICTED	DESIGNATED AND/OR RESTRICTED					
ACCOUNT	**DESCRIPTION**	**STATE AND UNIVERSITY GENERATED**	**CASH**	**REVOLVING**	**FEDERAL**	**AUXILIARIES AND SERVICES**	**TRUST**	**TOTAL**
511000 FACULTY								
	Professor	0	0	0	0	0	4,269,935	4,269,935
	Associate Professor	0	0	0	0	0	4,010,747	4,010,747
	Assistant Professor	0	0	0	0	0	4,307,058	4,307,058
	Instructor	0	0	0	0	0	648,558	648,558
	Other	0	0	0	0	0	354,172	354,172
	SUBTOTAL FACULTY	**0**	**0**	**0**	**0**	**0**	**13,590,470**	**13,590,470**
512100	Other Administrators	0	0	0	0	0	184,544	184,544
512000	Chairpersons	0	0	0	0	0	518,047	518,047
513000	Managerial/Professional	0	0	0	0	0	1,071,455	1,071,455
514000	Clerical/Technical/Service	0	0	0	0	0	2,564,953	2,564,953
515000	Other Academic	0	0	0	0	0	99,929	99,929
	SUBTOTAL NONFACULTY	**0**	**0**	**0**	**0**	**0**	**4,438,928**	**4,438,928**
	SUBTOTAL SALARIES & WAGES	**0**	**0**	**0**	**0**	**0**	**18,029,398**	**18,029,398**
519100	Retirement Contribution	0	0	0	0	0	721,176	721,176
519200	FICA Contribution	0	0	0	0	0	919,502	919,502
519300	Health Insurance Contribution	0	0	0	0	0	2,289,737	2,289,737
519400	Life Insurance Contribution	0	0	0	0	0	18,032	18,032
519800	Workers Compensation	0	0	0	0	0	96,417	96,417
	SUBTOTAL BENEFITS	**0**	**0**	**0**	**0**	**0**	**4,044,864**	**4,044,864**
	TOTAL PERSONAL SERVICES	**0**	**0**	**0**	**0**	**0**	**22,074,262**	**22,074,262**
	SUB PROGRAM TOTAL	**0**	**0**	**0**	**0**	**0**	**22,074,262**	**22,074,262**

EXPENDITURE SUMMARY
2021-2022 GENERAL OPERATING BUDGET
UNIVERSITY OF NEBRASKA MEDICAL CENTER

SUBPROGRAM #/NAME 96 Stores/Services

		UNRESTRICTED	DESIGNATED AND/OR RESTRICTED					
ACCOUNT	**DESCRIPTION**	**STATE AND UNIVERSITY GENERATED**	**CASH**	**REVOLVING**	**FEDERAL**	**AUXILIARIES AND SERVICES**	**TRUST**	**TOTAL**
512100	Other Administrators	0	0	0	0	329,573	0	329,573
513000	Managerial/Professional	0	0	0	0	1,365,051	0	1,365,051
514000	Clerical/Technical/Service	0	0	0	0	618,529	0	618,529
	SUBTOTAL NONFACULTY	**0**	**0**	**0**	**0**	**2,313,153**	**0**	**2,313,153**
	SUBTOTAL SALARIES & WAGES	**0**	**0**	**0**	**0**	**2,313,153**	**0**	**2,313,153**
519100	Retirement Contribution	0	0	0	0	117,971	0	117,971
519200	FICA Contribution	0	0	0	0	129,537	0	129,537
519300	Health Insurance Contribution	0	0	0	0	363,165	0	363,165
519400	Life Insurance Contribution	0	0	0	0	2,313	0	2,313
519800	Workers Compensation	0	0	0	0	12,370	0	12,370
	SUBTOTAL BENEFITS	**0**	**0**	**0**	**0**	**625,356**	**0**	**625,356**
	TOTAL PERSONAL SERVICES	**0**	**0**	**0**	**0**	**2,938,509**	**0**	**2,938,509**
521000	Operating Expense	0	0	0	0	259,222	0	259,222
530000	Supplies & Materials	0	0	0	0	116,616	0	116,616
540000	Travel	0	0	0	0	1,478	0	1,478
550000	Capital Outlay	0	0	0	0	800	0	800
560000	Government Aid	0	0	0	0	382,956	0	382,956
570000	Cost of Goods Sold	0	0	0	0	298,404	0	298,404
	TOTAL NET OPERATING EXPENSES	**0**	**0**	**0**	**0**	**1,059,476**	**0**	**1,059,476**
	SUB PROGRAM TOTAL	**0**	**0**	**0**	**0**	**3,997,985**	**0**	**3,997,985**

EXPENDITURE SUMMARY
2021-2022 GENERAL OPERATING BUDGET
UNIVERSITY OF NEBRASKA MEDICAL CENTER

SUBPROGRAM #/NAME 97 Clearing Centers

		UNRESTRICTED	DESIGNATED AND/OR RESTRICTED					
ACCOUNT	**DESCRIPTION**	**STATE AND UNIVERSITY GENERATED**	**CASH**	**REVOLVING**	**FEDERAL**	**AUXILIARIES AND SERVICES**	**TRUST**	**TOTAL**
511000 FACULTY								
	Professor	0	0	0	0	8,861	0	8,861
	Assistant Professor	0	0	0	0	157,666	0	157,666
	SUBTOTAL FACULTY	**0**	**0**	**0**	**0**	**166,527**	**0**	**166,527**
512100	Other Administrators	0	0	0	0	11,176	0	11,176
	SUBTOTAL NONFACULTY	**0**	**0**	**0**	**0**	**11,176**	**0**	**11,176**
	SUBTOTAL SALARIES & WAGES	**0**	**0**	**0**	**0**	**177,703**	**0**	**177,703**
519100	Retirement Contribution	0	0	0	0	9,064	0	9,064
519200	FICA Contribution	0	0	0	0	9,952	0	9,952
519300	Health Insurance Contribution	0	0	0	0	27,899	0	27,899
519400	Life Insurance Contribution	0	0	0	0	179	0	179
519800	Workers Compensation	0	0	0	0	950	0	950
	SUBTOTAL BENEFITS	**0**	**0**	**0**	**0**	**48,044**	**0**	**48,044**
	TOTAL PERSONAL SERVICES	**0**	**0**	**0**	**0**	**225,747**	**0**	**225,747**
521000	Operating Expense	0	0	0	0	61,924	0	61,924
	TOTAL NET OPERATING EXPENSES	**0**	**0**	**0**	**0**	**61,924**	**0**	**61,924**
	SUB PROGRAM TOTAL	**0**	**0**	**0**	**0**	**287,671**	**0**	**287,671**

EXPENDITURE SUMMARY
2021-2022 GENERAL OPERATING BUDGET
UNIVERSITY OF NEBRASKA MEDICAL CENTER

SUBPROGRAM #/NAME 98 Company Balance Sheets

		UNRESTRICTED	DESIGNATED AND/OR RESTRICTED					
ACCOUNT	**DESCRIPTION**	**STATE AND UNIVERSITY GENERATED**	**CASH**	**REVOLVING**	**FEDERAL**	**AUXILIARIES AND SERVICES**	**TRUST**	**TOTAL**
511000 FACULTY								
	Assistant Professor	0	0	0	0	36,144	0	36,144
	SUBTOTAL FACULTY	**0**	**0**	**0**	**0**	**36,144**	**0**	**36,144**
512100	Other Administrators	0	0	0	0	79,568	0	79,568
513000	Managerial/Professional	0	0	0	0	393,175	0	393,175
514000	Clerical/Technical/Service	0	0	0	0	213,559	0	213,559
	SUBTOTAL NONFACULTY	**0**	**0**	**0**	**0**	**686,302**	**0**	**686,302**
	SUBTOTAL SALARIES & WAGES	**0**	**0**	**0**	**0**	**722,446**	**0**	**722,446**
519100	Retirement Contribution	0	0	0	0	36,844	0	36,844
519200	FICA Contribution	0	0	0	0	40,456	0	40,456
519300	Health Insurance Contribution	0	0	0	0	113,425	0	113,425
519400	Life Insurance Contribution	0	0	0	0	723	0	723
519800	Workers Compensation	0	0	0	0	3,863	0	3,863
	SUBTOTAL BENEFITS	**0**	**0**	**0**	**0**	**195,311**	**0**	**195,311**
	TOTAL PERSONAL SERVICES	**0**	**0**	**0**	**0**	**917,757**	**0**	**917,757**
521000	Operating Expense	0	0	0	131,192,236	50,585,157	139,985,896	321,763,289
570000	Cost of Goods Sold	0	0	0	0	1,000	0	1,000
	TOTAL NET OPERATING EXPENSES	**0**	**0**	**0**	**131,192,236**	**50,586,157**	**139,985,896**	**321,764,289**
	SUB PROGRAM TOTAL	**0**	**0**	**0**	**131,192,236**	**51,503,914**	**139,985,896**	**322,682,046**

EXPENDITURE SUMMARY
2021-2022 GENERAL OPERATING BUDGET
UNIVERSITY OF NEBRASKA AT OMAHA

CAMPUS TOTAL

ACCOUNT	DESCRIPTION	UNRESTRICTED STATE AND UNIVERSITY GENERATED	DESIGNATED AND/OR RESTRICTED CASH	REVOLVING	FEDERAL	AUXILIARIES AND SERVICES	TRUST	TOTAL
511000	FACULTY							
	Professor	14,196,296	0	38,066	0	0	20,000	14,254,362
	Associate Professor	13,627,522	0	55,968	0	0	0	13,683,490
	Assistant Professor	10,137,350	0	0	0	0	12,230	10,149,580
	Instructor	4,409,487	0	20,000	0	0	99,114	4,528,601
	Other	11,801,728	0	300,219	88,869	0	956,759	13,147,575
	SUBTOTAL FACULTY	**54,172,383**	**0**	**414,253**	**88,869**	**0**	**1,088,103**	**55,763,608**
512100	Other Administrators	6,966,328	0	294,381	85,643	1,885,377	581,639	9,813,368
512000	Chairpersons	3,784,359	0	36,293	202,344	0	0	4,022,996
513000	Managerial/Professional	20,203,867	55,976	6,193,361	1,677,826	1,260,738	1,785,661	31,177,429
514000	Clerical/Technical/Service	12,014,279	0	1,478,219	118,636	2,717,655	208,718	16,537,507
515000	Other Academic	3,149,496	0	89,846	0	56,278	0	3,295,620
516000	Student Wages	854,128	0	300,101	0	1,779,953	0	2,934,182
517000	Supplemental Salaries & Wages	344,235	0	149,215	0	435,937	0	929,387
	SUBTOTAL NONFACULTY	**47,316,692**	**55,976**	**8,541,416**	**2,084,449**	**8,135,938**	**2,576,018**	**68,710,489**
	SUBTOTAL SALARIES & WAGES	**101,489,075**	**55,976**	**8,955,669**	**2,173,318**	**8,135,938**	**3,664,121**	**124,474,097**
519100	Retirement Contribution	5,185,935	3,582	435,735	87,456	179,899	194,233	6,086,840
519200	FICA Contribution	6,979,215	3,862	590,724	119,576	211,439	227,026	8,131,842
519300	Health Insurance Contribution	12,163,411	8,173	1,129,951	230,738	786,971	374,592	14,693,836
519400	Life Insurance Contribution	81,032	56	7,387	1,860	3,803	5,215	99,353
519700	Unemployment Compensation	34,000	0	0	0	0	0	34,000
519800	Workers Compensation	399,883	0	54,549	0	85,433	0	539,865
	SUBTOTAL BENEFITS	**24,843,476**	**15,673**	**2,218,346**	**439,630**	**1,267,545**	**801,066**	**29,585,736**
	TOTAL PERSONAL SERVICES	**126,332,551**	**71,649**	**11,174,015**	**2,612,948**	**9,403,483**	**4,465,187**	**154,059,833**
521000	Operating Expense	27,691,217	264,460	10,437,133	10,455,309	23,988,232	7,590,722	80,427,073
529000	Utilities	5,981,557	0	0	0	650,000	0	6,631,557
530000	Supplies & Materials	3,548,822	4,463,891	12,241,143	1,768,000	1,469,806	3,819,491	27,311,153
540000	Travel	371,036	0	204,025	331,000	2,090,896	155,000	3,151,957
550000	Capital Outlay	710,873	0	442,000	148,000	2,450	130,000	1,433,323
560000	Government Aid	81,482	0	795,684	84,684,743	1,111,000	25,839,600	112,512,509
570000	Cost of Goods Sold	0	0	6,000	0	5,284,133	0	5,290,133
	TOTAL NET OPERATING EXPENSES	**38,384,987**	**4,728,351**	**24,125,985**	**97,387,052**	**34,596,517**	**37,534,813**	**236,757,705**
	CAMPUS TOTAL	**164,717,538**	**4,800,000**	**35,300,000**	**100,000,000**	**44,000,000**	**42,000,000**	**390,817,538**

REVENUE SUMMARY
2021-2022 GENERAL OPERATING BUDGET
UNIVERSITY OF NEBRASKA AT OMAHA

CAMPUS TOTAL

7/29/21 3:44:45PM

		UNRESTRICTED	DESIGNATED AND/OR RESTRICTED					
ACCOUNT	**DESCRIPTION**	**STATE AND UNIVERSITY GENERATED**	**CASH**	**REVOLVING**	**FEDERAL**	**AUXILIARIES AND SERVICES**	**TRUST**	**TOTAL**
410000	State Appropriation	71,146,887	0	0	0	0	0	71,146,887
TOTAL STATE SUPPORT		**71,146,887**	**0**	**0**	**0**	**0**	**0**	**71,146,887**
460000	Restricted Revenue	0	0	0	100,000,000	0	0	100,000,000
TOTAL FEDERAL FUND		**0**	**0**	**0**	**100,000,000**	**0**	**0**	**100,000,000**
442100	Institutional Student Fee	0	0	4,916,251	0	0	0	4,916,251
442500	Student Transcript Fees	0	0	131,132	0	0	0	131,132
442810	Other Student Fees	0	0	27,560,393	0	6,788,120	0	34,348,513
450000	Sales and Services	0	0	2,559,564	0	42,590,999	0	45,150,563
459950	Sales & Services/Offset -	0	0	0	0	-5,873,420	0	-5,873,420
461000	Federal Grants & Contract	0	0	132,660	0	13,207	0	145,867
464000	Private Gifts & Contracts	0	0	0	0	481,094	0	481,094
TOTAL REVOLVING FUND		**0**	**0**	**35,300,000**	**0**	**44,000,000**	**0**	**79,300,000**
460000	Restricted Revenue	0	0	0	0	0	42,000,000	42,000,000
TOTAL TRUST FUND		**0**	**0**	**0**	**0**	**0**	**42,000,000**	**42,000,000**
441100	Undergraduate Resident	42,187,666	0	0	0	0	0	42,187,666
441110	Undergraduate Nonresident	11,775,790	0	0	0	0	0	11,775,790
441120	Undergraduate Audit	2,498	0	0	0	0	0	2,498
441200	Graduate Resident	5,813,925	0	0	0	0	0	5,813,925
441210	Graduate Nonresident	4,166,647	0	0	0	0	0	4,166,647
441300	Off-Campus Undergraduate	64,099,528	0	0	0	0	0	64,099,528
441320	Offutt Undergraduate	224,701	0	0	0	0	0	224,701
441995	Tuition Transfer Program	-6,144,062	0	0	0	0	0	-6,144,062
TOTAL GROSS TUITION		**122,126,693**	**0**	**0**	**0**	**0**	**0**	**122,126,693**
441001	Tuition Adjustments	-2,693,834	0	0	0	0	0	-2,693,834
441990	Tuition Remissions	-26,925,652	0	0	0	0	0	-26,925,652
441991	Tuition Remissions	1,596,108	0	0	0	0	0	1,596,108
TOTAL TUITION OFFSETS		**-28,023,378**	**0**	**0**	**0**	**0**	**0**	**-28,023,378**
SUBTOTAL NET TUITION (CASH)		**94,103,315**	**0**	**0**	**0**	**0**	**0**	**94,103,315**
442100	Institutional Student Fee	200,000	0	0	0	0	0	200,000
442310	Application Fees - Gradua	100,000	0	0	0	0	0	100,000
442800	Late Payment Fees	677,000	0	0	0	0	0	677,000
442810	Other Student Fees	150,000	0	0	0	0	0	150,000
SUBTOTAL STUDENT FEES		**1,127,000**	**0**	**0**	**0**	**0**	**0**	**1,127,000**
430000	Invest Loan/Endowment	700,000	0	0	0	0	0	700,000
461900	Indirect Costs-Federal	120,000	4,800,000	0	0	0	0	4,920,000
490000	Other Revenues	150,000	0	0	0	0	0	150,000
490200	Misc Other Income	20,430	0	0	0	0	0	20,430
833428	U-Wide Debt Svc & Admin S	-2,650,094	0	0	0	0	0	-2,650,094

REVENUE SUMMARY
2021-2022 GENERAL OPERATING BUDGET
UNIVERSITY OF NEBRASKA AT OMAHA

CAMPUS TOTAL

7/29/21 3:44:45PM

		UNRESTRICTED	DESIGNATED AND/OR RESTRICTED					
ACCOUNT	DESCRIPTION	STATE AND UNIVERSITY GENERATED	CASH	REVOLVING	FEDERAL	AUXILIARIES AND SERVICES	TRUST	TOTAL
SUBTOTAL OTHER CASH		-1,659,664	4,800,000	0	0	0	0	4,267,336
TOTAL CASH FUND		93,570,651	4,800,000	0	0	0	0	98,370,651
TOTAL REVENUE		164,717,538	4,800,000	35,300,000	100,000,000	44,000,000	42,000,000	390,817,538

EXPENDITURE SUMMARY
2021-2022 GENERAL OPERATING BUDGET
UNIVERSITY OF NEBRASKA AT OMAHA

SUBPROGRAM #/NAME 01 Academic Affairs

		UNRESTRICTED	DESIGNATED AND/OR RESTRICTED					
ACCOUNT	**DESCRIPTION**	**STATE AND UNIVERSITY GENERATED**	**CASH**	**REVOLVING**	**FEDERAL**	**AUXILIARIES AND SERVICES**	**TRUST**	**TOTAL**
511000	FACULTY							
	Professor	0	0	0	0	0	10,000	10,000
	Assistant Professor	13,000	0	0	0	0	0	13,000
	Instructor	0	0	0	0	0	47,192	47,192
	Other	280,233	0	0	0	0	598,041	878,274
	SUBTOTAL FACULTY	**293,233**	**0**	**0**	**0**	**0**	**655,233**	**948,466**
512100	Other Administrators	1,184,025	0	0	0	0	20,000	1,204,025
512000	Chairpersons	271,098	0	0	202,344	0	0	473,442
513000	Managerial/Professional	738,338	0	0	304,080	0	475,719	1,518,137
514000	Clerical/Technical/Service	726,473	0	0	0	0	39,585	766,058
	SUBTOTAL NONFACULTY	**2,919,934**	**0**	**0**	**506,424**	**0**	**535,304**	**3,961,662**
	SUBTOTAL SALARIES & WAGES	**3,213,167**	**0**	**0**	**506,424**	**0**	**1,190,537**	**4,910,128**
519100	Retirement Contribution	126,377	0	0	23,802	0	64,542	214,721
519200	FICA Contribution	221,708	0	0	27,853	0	73,357	322,918
519300	Health Insurance Contribution	288,298	0	0	62,797	0	124,474	475,569
519400	Life Insurance Contribution	1,975	0	0	506	0	1,739	4,220
	SUBTOTAL BENEFITS	**638,358**	**0**	**0**	**114,958**	**0**	**264,112**	**1,017,428**
	TOTAL PERSONAL SERVICES	**3,851,525**	**0**	**0**	**621,382**	**0**	**1,454,649**	**5,927,556**
521000	Operating Expense	1,950,339	0	0	0	0	0	1,950,339
530000	Supplies & Materials	19,153	0	0	0	0	0	19,153
540000	Travel	33,164	0	0	0	0	0	33,164
	TOTAL NET OPERATING EXPENSES	**2,002,656**	**0**	**0**	**0**	**0**	**0**	**2,002,656**
	SUB PROGRAM TOTAL	**5,854,181**	**0**	**0**	**621,382**	**0**	**1,454,649**	**7,930,212**

EXPENDITURE SUMMARY
2021-2022 GENERAL OPERATING BUDGET
UNIVERSITY OF NEBRASKA AT OMAHA

SUBPROGRAM #/NAME 03 College of Public Affairs and Community Services

		UNRESTRICTED	DESIGNATED AND/OR RESTRICTED					
ACCOUNT	**DESCRIPTION**	**STATE AND UNIVERSITY GENERATED**	**CASH**	**REVOLVING**	**FEDERAL**	**AUXILIARIES AND SERVICES**	**TRUST**	**TOTAL**
511000 FACULTY								
	Professor	2,240,216	0	0	0	0	0	2,240,216
	Associate Professor	1,330,503	0	0	0	0	0	1,330,503
	Assistant Professor	1,232,341	0	0	0	0	0	1,232,341
	Instructor	425,020	0	0	0	0	26,516	451,536
	Other	1,741,117	0	22,057	0	0	89,619	1,852,793
	SUBTOTAL FACULTY	**6,969,197**	**0**	**22,057**	**0**	**0**	**116,135**	**7,107,389**
512100	Other Administrators	344,144	0	0	0	0	0	344,144
512000	Chairpersons	463,001	0	0	0	0	0	463,001
513000	Managerial/Professional	1,159,985	0	245,730	123,357	0	305,260	1,834,332
514000	Clerical/Technical/Service	534,928	0	131,133	0	0	47,397	713,458
515000	Other Academic	518,729	0	0	0	0	0	518,729
516000	Student Wages	11,952	0	7,728	0	0	0	19,680
517000	Supplemental Salaries & Wages	31,831	0	0	0	0	0	31,831
	SUBTOTAL NONFACULTY	**3,064,570**	**0**	**384,591**	**123,357**	**0**	**352,657**	**3,925,175**
	SUBTOTAL SALARIES & WAGES	**10,033,767**	**0**	**406,648**	**123,357**	**0**	**468,792**	**11,032,564**
519100	Retirement Contribution	530,602	0	21,986	5,798	0	18,932	577,318
519200	FICA Contribution	687,359	0	26,838	6,785	0	27,497	748,479
519300	Health Insurance Contribution	1,210,436	0	57,012	15,296	0	36,511	1,319,255
519400	Life Insurance Contribution	8,290	0	374	123	0	506	9,293
519800	Workers Compensation	0	0	2,477	0	0	0	2,477
	SUBTOTAL BENEFITS	**2,436,687**	**0**	**108,687**	**28,002**	**0**	**83,446**	**2,656,822**
	TOTAL PERSONAL SERVICES	**12,470,454**	**0**	**515,335**	**151,359**	**0**	**552,238**	**13,689,386**
521000	Operating Expense	258,577	0	635,356	0	0	0	893,933
530000	Supplies & Materials	61,781	0	53,488	0	0	0	115,269
540000	Travel	56,618	0	134,000	0	0	0	190,618
560000	Government Aid	28,178	0	0	0	0	0	28,178
	TOTAL NET OPERATING EXPENSES	**405,154**	**0**	**822,844**	**0**	**0**	**0**	**1,227,998**
	SUB PROGRAM TOTAL	**12,875,608**	**0**	**1,338,179**	**151,359**	**0**	**552,238**	**14,917,384**

EXPENDITURE SUMMARY
2021-2022 GENERAL OPERATING BUDGET
UNIVERSITY OF NEBRASKA AT OMAHA

SUBPROGRAM #/NAME 05 College of Arts and Sciences

		UNRESTRICTED	DESIGNATED AND/OR RESTRICTED					
ACCOUNT	**DESCRIPTION**	**STATE AND UNIVERSITY GENERATED**	**CASH**	**REVOLVING**	**FEDERAL**	**AUXILIARIES AND SERVICES**	**TRUST**	**TOTAL**
511000 FACULTY								
	Professor	4,588,777	0	0	0	0	0	4,588,777
	Associate Professor	5,324,765	0	0	0	0	0	5,324,765
	Assistant Professor	1,654,319	0	0	0	0	0	1,654,319
	Instructor	692,012	0	0	0	0	0	692,012
	Other	3,043,902	0	53,746	0	0	118,340	3,215,988
	SUBTOTAL FACULTY	**15,303,775**	**0**	**53,746**	**0**	**0**	**118,340**	**15,475,861**
512100	Other Administrators	64,797	0	0	0	0	0	64,797
512000	Chairpersons	1,390,021	0	30,155	0	0	0	1,420,176
513000	Managerial/Professional	534,346	0	439,925	0	0	328,641	1,302,912
514000	Clerical/Technical/Service	852,807	0	147,284	0	0	91,736	1,091,827
515000	Other Academic	1,027,164	0	0	0	0	0	1,027,164
516000	Student Wages	182,951	0	84,754	0	0	0	267,705
517000	Supplemental Salaries & Wages	15,264	0	103,785	0	0	0	119,049
	SUBTOTAL NONFACULTY	**4,067,350**	**0**	**805,903**	**0**	**0**	**420,377**	**5,293,630**
	SUBTOTAL SALARIES & WAGES	**19,371,125**	**0**	**859,649**	**0**	**0**	**538,717**	**20,769,491**
519100	Retirement Contribution	1,181,500	0	36,418	0	0	26,783	1,244,701
519200	FICA Contribution	1,330,525	0	55,033	0	0	32,650	1,418,208
519300	Health Insurance Contribution	2,695,296	0	94,438	0	0	51,653	2,841,387
519400	Life Insurance Contribution	18,460	0	617	0	0	719	19,796
519800	Workers Compensation	0	0	5,082	0	0	0	5,082
	SUBTOTAL BENEFITS	**5,225,781**	**0**	**191,588**	**0**	**0**	**111,805**	**5,529,174**
	TOTAL PERSONAL SERVICES	**24,596,906**	**0**	**1,051,237**	**0**	**0**	**650,522**	**26,298,665**
521000	Operating Expense	272,438	0	304,790	0	0	0	577,228
530000	Supplies & Materials	1,057,608	0	566,722	0	0	0	1,624,330
540000	Travel	64,097	0	16,900	0	0	0	80,997
550000	Capital Outlay	3,930	0	0	0	0	0	3,930
560000	Government Aid	10,368	0	0	0	0	0	10,368
570000	Cost of Goods Sold	0	0	6,000	0	0	0	6,000
	TOTAL NET OPERATING EXPENSES	**1,408,441**	**0**	**894,412**	**0**	**0**	**0**	**2,302,853**
	SUB PROGRAM TOTAL	**26,005,347**	**0**	**1,945,649**	**0**	**0**	**650,522**	**28,601,518**

EXPENDITURE SUMMARY
2021-2022 GENERAL OPERATING BUDGET
UNIVERSITY OF NEBRASKA AT OMAHA

SUBPROGRAM #/NAME 06 College of Business Administration

ACCOUNT	DESCRIPTION	UNRESTRICTED STATE AND UNIVERSITY GENERATED	DESIGNATED AND/OR RESTRICTED CASH	REVOLVING	FEDERAL	AUXILIARIES AND SERVICES	TRUST	TOTAL
511000 FACULTY								
	Professor	2,463,069	0	0	0	0	10,000	2,473,069
	Associate Professor	1,845,917	0	0	0	0	0	1,845,917
	Assistant Professor	1,421,923	0	0	0	0	0	1,421,923
	Instructor	755,878	0	0	0	0	0	755,878
	Other	900,717	0	126,604	0	0	66,000	1,093,321
	SUBTOTAL FACULTY	**7,387,504**	**0**	**126,604**	**0**	**0**	**76,000**	**7,590,108**
512100	Other Administrators	691,276	0	0	85,643	0	0	776,919
512000	Chairpersons	430,909	0	0	0	0	0	430,909
513000	Managerial/Professional	1,591,394	0	796,798	786,147	0	0	3,174,339
514000	Clerical/Technical/Service	328,882	0	154,010	38,391	0	0	521,283
515000	Other Academic	67,417	0	14,071	0	0	0	81,488
516000	Student Wages	89,737	0	3,816	0	0	0	93,553
	SUBTOTAL NONFACULTY	**3,199,615**	**0**	**968,695**	**910,181**	**0**	**0**	**5,078,491**
	SUBTOTAL SALARIES & WAGES	**10,587,119**	**0**	**1,095,299**	**910,181**	**0**	**76,000**	**12,668,599**
519100	Retirement Contribution	628,239	0	40,819	31,967	0	3,920	704,945
519200	FICA Contribution	723,759	0	72,292	50,102	0	4,640	850,793
519300	Health Insurance Contribution	1,433,169	0	105,853	84,341	0	7,560	1,630,923
519400	Life Insurance Contribution	9,816	0	692	680	0	106	11,294
519800	Workers Compensation	0	0	6,676	0	0	0	6,676
	SUBTOTAL BENEFITS	**2,794,983**	**0**	**226,332**	**167,090**	**0**	**16,226**	**3,204,631**
	TOTAL PERSONAL SERVICES	**13,382,102**	**0**	**1,321,631**	**1,077,271**	**0**	**92,226**	**15,873,230**
521000	Operating Expense	184,926	0	976,101	0	0	0	1,161,027
530000	Supplies & Materials	387,614	0	147,936	0	0	0	535,550
540000	Travel	7,536	0	30,000	0	0	0	37,536
550000	Capital Outlay	11,239	0	12,000	0	0	0	23,239
560000	Government Aid	0	0	3,840	0	0	0	3,840
	TOTAL NET OPERATING EXPENSES	**591,315**	**0**	**1,169,877**	**0**	**0**	**0**	**1,761,192**
	SUB PROGRAM TOTAL	**13,973,417**	**0**	**2,491,508**	**1,077,271**	**0**	**92,226**	**17,634,422**

EXPENDITURE SUMMARY
2021-2022 GENERAL OPERATING BUDGET
UNIVERSITY OF NEBRASKA AT OMAHA

SUBPROGRAM #/NAME 07 College of Communication, Fine Arts and Media

		UNRESTRICTED	DESIGNATED AND/OR RESTRICTED					
ACCOUNT	**DESCRIPTION**	**STATE AND UNIVERSITY GENERATED**	**CASH**	**REVOLVING**	**FEDERAL**	**AUXILIARIES AND SERVICES**	**TRUST**	**TOTAL**
511000 FACULTY								
	Professor	1,399,020	0	0	0	0	0	1,399,020
	Associate Professor	1,038,342	0	0	0	0	0	1,038,342
	Assistant Professor	1,170,461	0	0	0	0	12,230	1,182,691
	Instructor	794,500	0	20,000	0	0	0	814,500
	Other	1,168,593	0	24,500	0	0	0	1,193,093
	SUBTOTAL FACULTY	**5,570,916**	**0**	**44,500**	**0**	**0**	**12,230**	**5,627,646**
512100	Other Administrators	338,092	0	0	0	0	0	338,092
512000	Chairpersons	357,574	0	0	0	0	0	357,574
513000	Managerial/Professional	797,068	0	354,389	0	0	40,600	1,192,057
514000	Clerical/Technical/Service	364,954	0	70,089	0	0	0	435,043
515000	Other Academic	211,044	0	0	0	0	0	211,044
516000	Student Wages	49,392	0	5,688	0	0	0	55,080
	SUBTOTAL NONFACULTY	**2,118,124**	**0**	**430,166**	**0**	**0**	**40,600**	**2,588,890**
	SUBTOTAL SALARIES & WAGES	**7,689,040**	**0**	**474,666**	**0**	**0**	**52,830**	**8,216,536**
519100	Retirement Contribution	438,224	0	26,490	0	0	2,958	467,672
519200	FICA Contribution	523,167	0	31,327	0	0	3,275	557,769
519300	Health Insurance Contribution	999,699	0	68,694	0	0	5,706	1,074,099
519400	Life Insurance Contribution	6,848	0	448	0	0	79	7,375
519800	Workers Compensation	0	0	2,893	0	0	0	2,893
	SUBTOTAL BENEFITS	**1,967,938**	**0**	**129,852**	**0**	**0**	**12,018**	**2,109,808**
	TOTAL PERSONAL SERVICES	**9,656,978**	**0**	**604,518**	**0**	**0**	**64,848**	**10,326,344**
521000	Operating Expense	314,637	0	226,165	0	0	87,125	627,927
530000	Supplies & Materials	358,564	0	235,051	0	0	20,500	614,115
540000	Travel	47,523	0	0	0	0	0	47,523
550000	Capital Outlay	15,000	0	0	0	0	0	15,000
560000	Government Aid	2,453	0	0	0	0	0	2,453
	TOTAL NET OPERATING EXPENSES	**738,177**	**0**	**461,216**	**0**	**0**	**107,625**	**1,307,018**
	SUB PROGRAM TOTAL	**10,395,155**	**0**	**1,065,734**	**0**	**0**	**172,473**	**11,633,362**

EXPENDITURE SUMMARY
2021-2022 GENERAL OPERATING BUDGET
UNIVERSITY OF NEBRASKA AT OMAHA

SUBPROGRAM #/NAME 08 College of Information Science and Technology

		UNRESTRICTED	DESIGNATED AND/OR RESTRICTED					
ACCOUNT	**DESCRIPTION**	**STATE AND UNIVERSITY GENERATED**	**CASH**	**REVOLVING**	**FEDERAL**	**AUXILIARIES AND SERVICES**	**TRUST**	**TOTAL**
511000 FACULTY								
	Professor	2,216,345	0	0	0	0	0	2,216,345
	Associate Professor	1,066,205	0	0	0	0	0	1,066,205
	Assistant Professor	2,008,674	0	0	0	0	0	2,008,674
	Instructor	445,071	0	0	0	0	0	445,071
	Other	698,936	0	10,000	0	0	34,500	743,436
	SUBTOTAL FACULTY	**6,435,231**	**0**	**10,000**	**0**	**0**	**34,500**	**6,479,731**
512100	Other Administrators	459,011	0	0	0	0	48,921	507,932
512000	Chairpersons	280,346	0	0	0	0	0	280,346
513000	Managerial/Professional	511,726	0	404,702	0	0	51,765	968,193
514000	Clerical/Technical/Service	57,694	0	0	0	0	0	57,694
515000	Other Academic	274,624	0	0	0	0	0	274,624
516000	Student Wages	71,244	0	0	0	0	0	71,244
	SUBTOTAL NONFACULTY	**1,654,645**	**0**	**404,702**	**0**	**0**	**100,686**	**2,160,033**
	SUBTOTAL SALARIES & WAGES	**8,089,876**	**0**	**414,702**	**0**	**0**	**135,186**	**8,639,764**
519100	Retirement Contribution	477,590	0	22,464	0	0	7,291	507,345
519200	FICA Contribution	553,522	0	27,370	0	0	8,321	589,213
519300	Health Insurance Contribution	1,089,505	0	58,254	0	0	14,060	1,161,819
519400	Life Insurance Contribution	7,463	0	381	0	0	195	8,039
519800	Workers Compensation	0	0	2,527	0	0	0	2,527
	SUBTOTAL BENEFITS	**2,128,080**	**0**	**110,996**	**0**	**0**	**29,867**	**2,268,943**
	TOTAL PERSONAL SERVICES	**10,217,956**	**0**	**525,698**	**0**	**0**	**165,053**	**10,908,707**
521000	Operating Expense	102,535	0	154,814	0	0	0	257,349
530000	Supplies & Materials	141,398	0	3,784	0	0	0	145,182
540000	Travel	20,000	0	0	0	0	0	20,000
560000	Government Aid	9,209	0	0	0	0	0	9,209
	TOTAL NET OPERATING EXPENSES	**273,142**	**0**	**158,598**	**0**	**0**	**0**	**431,740**
	SUB PROGRAM TOTAL	**10,491,098**	**0**	**684,296**	**0**	**0**	**165,053**	**11,340,447**

EXPENDITURE SUMMARY
2021-2022 GENERAL OPERATING BUDGET
UNIVERSITY OF NEBRASKA AT OMAHA

SUBPROGRAM #/NAME 10 College of Education

		UNRESTRICTED	DESIGNATED AND/OR RESTRICTED					
ACCOUNT	**DESCRIPTION**	**STATE AND UNIVERSITY GENERATED**	**CASH**	**REVOLVING**	**FEDERAL**	**AUXILIARIES AND SERVICES**	**TRUST**	**TOTAL**
511000 FACULTY								
	Professor	1,187,385	0	38,066	0	0	0	1,225,451
	Associate Professor	1,851,405	0	10,968	0	0	0	1,862,373
	Assistant Professor	2,324,957	0	0	0	0	0	2,324,957
	Instructor	991,946	0	0	0	0	25,406	1,017,352
	Other	1,329,209	0	63,312	88,869	0	50,259	1,531,649
	SUBTOTAL FACULTY	**7,684,902**	**0**	**112,346**	**88,869**	**0**	**75,665**	**7,961,782**
512100	Other Administrators	678,159	0	0	0	0	124,894	803,053
512000	Chairpersons	454,328	0	6,138	0	0	0	460,466
513000	Managerial/Professional	817,124	0	191,697	222,864	0	296,922	1,528,607
514000	Clerical/Technical/Service	605,843	0	0	-49,105	0	0	556,738
515000	Other Academic	411,957	0	0	0	0	0	411,957
516000	Student Wages	15,003	0	4,194	0	0	0	19,197
	SUBTOTAL NONFACULTY	**2,982,414**	**0**	**202,029**	**173,759**	**0**	**421,816**	**3,780,018**
	SUBTOTAL SALARIES & WAGES	**10,667,316**	**0**	**314,375**	**262,628**	**0**	**497,481**	**11,741,800**
519100	Retirement Contribution	571,334	0	17,789	10,474	3,157	27,831	630,585
519200	FICA Contribution	730,155	0	20,177	14,446	0	30,813	795,591
519300	Health Insurance Contribution	1,303,355	0	46,131	27,636	9,471	53,674	1,440,267
519400	Life Insurance Contribution	8,927	0	302	223	55	745	10,252
519800	Workers Compensation	0	0	1,863	0	0	0	1,863
	SUBTOTAL BENEFITS	**2,613,771**	**0**	**86,262**	**52,779**	**12,683**	**113,063**	**2,878,558**
	TOTAL PERSONAL SERVICES	**13,281,087**	**0**	**400,637**	**315,407**	**12,683**	**610,544**	**14,620,358**
521000	Operating Expense	328,241	0	277,924	0	40,000	0	646,165
530000	Supplies & Materials	163,150	0	43,361	0	0	0	206,511
540000	Travel	41,121	0	6,125	0	0	0	47,246
560000	Government Aid	10,500	0	780,216	0	0	0	790,716
	TOTAL NET OPERATING EXPENSES	**543,012**	**0**	**1,107,626**	**0**	**40,000**	**0**	**1,690,638**
	SUB PROGRAM TOTAL	**13,824,099**	**0**	**1,508,263**	**315,407**	**52,683**	**610,544**	**16,310,996**

EXPENDITURE SUMMARY
2021-2022 GENERAL OPERATING BUDGET
UNIVERSITY OF NEBRASKA AT OMAHA

SUBPROGRAM #/NAME 12 Graduate Studies

		UNRESTRICTED	DESIGNATED AND/OR RESTRICTED					
ACCOUNT	**DESCRIPTION**	**STATE AND UNIVERSITY GENERATED**	**CASH**	**REVOLVING**	**FEDERAL**	**AUXILIARIES AND SERVICES**	**TRUST**	**TOTAL**
512100	Other Administrators	336,814	0	0	0	0	0	336,814
513000	Managerial/Professional	446,364	0	131,136	0	0	0	577,500
514000	Clerical/Technical/Service	81,421	0	253,526	0	0	0	334,947
515000	Other Academic	586,972	0	0	0	0	0	586,972
516000	Student Wages	6,113	0	0	0	0	0	6,113
517000	Supplemental Salaries & Wages	0	0	20,349	0	0	0	20,349
	SUBTOTAL NONFACULTY	**1,457,684**	**0**	**405,011**	**0**	**0**	**0**	**1,862,695**
	SUBTOTAL SALARIES & WAGES	**1,457,684**	**0**	**405,011**	**0**	**0**	**0**	**1,862,695**
519100	Retirement Contribution	69,484	0	20,368	0	3,990	0	93,842
519200	FICA Contribution	100,678	0	26,731	0	0	0	127,409
519300	Health Insurance Contribution	158,509	0	52,819	0	11,970	0	223,298
519400	Life Insurance Contribution	1,086	0	345	0	70	0	1,501
519800	Workers Compensation	0	0	2,468	0	0	0	2,468
	SUBTOTAL BENEFITS	**329,757**	**0**	**102,731**	**0**	**16,030**	**0**	**448,518**
	TOTAL PERSONAL SERVICES	**1,787,441**	**0**	**507,742**	**0**	**16,030**	**0**	**2,311,213**
521000	Operating Expense	92,343	0	655,640	0	0	0	747,983
530000	Supplies & Materials	5,336	0	0	0	0	0	5,336
540000	Travel	11,051	0	0	0	0	0	11,051
560000	Government Aid	2,648	0	0	0	0	0	2,648
	TOTAL NET OPERATING EXPENSES	**111,378**	**0**	**655,640**	**0**	**0**	**0**	**767,018**
	SUB PROGRAM TOTAL	**1,898,819**	**0**	**1,163,382**	**0**	**16,030**	**0**	**3,078,231**

EXPENDITURE SUMMARY
2021-2022 GENERAL OPERATING BUDGET
UNIVERSITY OF NEBRASKA AT OMAHA

SUBPROGRAM #/NAME 16 Criss Library

ACCOUNT	DESCRIPTION	UNRESTRICTED STATE AND UNIVERSITY GENERATED	DESIGNATED AND/OR RESTRICTED CASH	REVOLVING	FEDERAL	AUXILIARIES AND SERVICES	TRUST	TOTAL
511000 FACULTY								
	Professor	101,484	0	0	0	0	0	101,484
	Associate Professor	291,868	0	0	0	0	0	291,868
	Assistant Professor	311,675	0	0	0	0	0	311,675
	SUBTOTAL FACULTY	**705,027**	**0**	**0**	**0**	**0**	**0**	**705,027**
512100	Other Administrators	277,238	0	0	0	0	0	277,238
512000	Chairpersons	5,000	0	0	0	0	0	5,000
513000	Managerial/Professional	663,419	0	24,366	0	0	0	687,785
514000	Clerical/Technical/Service	447,366	0	33,444	0	0	0	480,810
516000	Student Wages	200,365	0	0	0	0	0	200,365
	SUBTOTAL NONFACULTY	**1,593,388**	**0**	**57,810**	**0**	**0**	**0**	**1,651,198**
	SUBTOTAL SALARIES & WAGES	**2,298,415**	**0**	**57,810**	**0**	**0**	**0**	**2,356,225**
519100	Retirement Contribution	120,476	0	1,973	0	0	0	122,449
519200	FICA Contribution	158,624	0	3,815	0	0	0	162,439
519300	Health Insurance Contribution	274,836	0	5,117	0	0	0	279,953
519400	Life Insurance Contribution	1,882	0	33	0	0	0	1,915
519800	Workers Compensation	0	0	352	0	0	0	352
	SUBTOTAL BENEFITS	**555,818**	**0**	**11,290**	**0**	**0**	**0**	**567,108**
	TOTAL PERSONAL SERVICES	**2,854,233**	**0**	**69,100**	**0**	**0**	**0**	**2,923,333**
521000	Operating Expense	155,141	0	1,970,730	0	0	0	2,125,871
530000	Supplies & Materials	50,740	0	90,500	0	0	0	141,240
540000	Travel	21,695	0	0	0	0	0	21,695
550000	Capital Outlay	553,804	0	430,000	0	0	0	983,804
	TOTAL NET OPERATING EXPENSES	**781,380**	**0**	**2,491,230**	**0**	**0**	**0**	**3,272,610**
	SUB PROGRAM TOTAL	**3,635,613**	**0**	**2,560,330**	**0**	**0**	**0**	**6,195,943**

EXPENDITURE SUMMARY
2021-2022 GENERAL OPERATING BUDGET
UNIVERSITY OF NEBRASKA AT OMAHA

SUBPROGRAM #/NAME 21 Summer Sessions

		UNRESTRICTED	DESIGNATED AND/OR RESTRICTED					
ACCOUNT	**DESCRIPTION**	**STATE AND UNIVERSITY GENERATED**	**CASH**	**REVOLVING**	**FEDERAL**	**AUXILIARIES AND SERVICES**	**TRUST**	**TOTAL**
	Other	2,411,571	0	0	0	0	0	2,411,571
	SUBTOTAL FACULTY	**2,411,571**	**0**	**0**	**0**	**0**	**0**	**2,411,571**
	SUBTOTAL SALARIES & WAGES	**2,411,571**	**0**	**0**	**0**	**0**	**0**	**2,411,571**
519200	FICA Contribution	166,398	0	0	0	0	0	166,398
	SUBTOTAL BENEFITS	**166,398**	**0**	**0**	**0**	**0**	**0**	**166,398**
	TOTAL PERSONAL SERVICES	**2,577,969**	**0**	**0**	**0**	**0**	**0**	**2,577,969**
	SUB PROGRAM TOTAL	**2,577,969**	**0**	**0**	**0**	**0**	**0**	**2,577,969**

EXPENDITURE SUMMARY
2021-2022 GENERAL OPERATING BUDGET
UNIVERSITY OF NEBRASKA AT OMAHA

SUBPROGRAM #/NAME 22 Other Instruction or Research

		UNRESTRICTED	DESIGNATED AND/OR RESTRICTED					
ACCOUNT	**DESCRIPTION**	**STATE AND UNIVERSITY GENERATED**	**CASH**	**REVOLVING**	**FEDERAL**	**AUXILIARIES AND SERVICES**	**TRUST**	**TOTAL**
	Associate Professor	878,517	0	0	0	0	0	878,517
	Other	199,684	0	0	0	0	0	199,684
	SUBTOTAL FACULTY	**1,078,201**	**0**	**0**	**0**	**0**	**0**	**1,078,201**
512100	Other Administrators	340,338	0	34,746	0	0	0	375,084
513000	Managerial/Professional	459,740	0	355,133	0	0	120,362	935,235
514000	Clerical/Technical/Service	185,199	0	111,418	0	0	30,000	326,617
515000	Other Academic	14,071	0	18,759	0	0	0	32,830
516000	Student Wages	297	0	29,511	0	0	0	29,808
	SUBTOTAL NONFACULTY	**999,645**	**0**	**549,567**	**0**	**0**	**150,362**	**1,699,574**
	SUBTOTAL SALARIES & WAGES	**2,077,846**	**0**	**549,567**	**0**	**0**	**150,362**	**2,777,775**
519100	Retirement Contribution	65,941	0	26,444	0	0	8,420	100,805
519200	FICA Contribution	148,788	0	36,273	0	0	9,322	194,383
519300	Health Insurance Contribution	483,429	0	68,576	0	0	16,239	568,244
519400	Life Insurance Contribution	1,031	0	448	0	0	226	1,705
519700	Unemployment Compensation	26,020	0	0	0	0	0	26,020
519800	Workers Compensation	307,910	0	3,350	0	0	0	311,260
	SUBTOTAL BENEFITS	**1,033,119**	**0**	**135,091**	**0**	**0**	**34,207**	**1,202,417**
	TOTAL PERSONAL SERVICES	**3,110,965**	**0**	**684,658**	**0**	**0**	**184,569**	**3,980,192**
521000	Operating Expense	11,786,468	220,560	2,828,073	0	0	0	14,835,101
530000	Supplies & Materials	64,062	4,463,891	320,000	0	0	0	4,847,953
540000	Travel	1,955	0	7,000	0	0	0	8,955
560000	Government Aid	4,500	0	0	0	0	0	4,500
	TOTAL NET OPERATING EXPENSES	**11,856,985**	**4,684,451**	**3,155,073**	**0**	**0**	**0**	**19,696,509**
	SUB PROGRAM TOTAL	**14,967,950**	**4,684,451**	**3,839,731**	**0**	**0**	**184,569**	**23,676,701**

EXPENDITURE SUMMARY
2021-2022 GENERAL OPERATING BUDGET
UNIVERSITY OF NEBRASKA AT OMAHA

SUBPROGRAM #/NAME 23 Student Aid

		UNRESTRICTED	DESIGNATED AND/OR RESTRICTED					
ACCOUNT	DESCRIPTION	STATE AND UNIVERSITY GENERATED	CASH	REVOLVING	FEDERAL	AUXILIARIES AND SERVICES	TRUST	TOTAL
521000	Operating Expense	7,100,000	0	0	0	0	0	7,100,000
	TOTAL NET OPERATING EXPENSES	**7,100,000**	**0**	**0**	**0**	**0**	**0**	**7,100,000**
	SUB PROGRAM TOTAL	**7,100,000**	**0**	**0**	**0**	**0**	**0**	**7,100,000**

EXPENDITURE SUMMARY
2021-2022 GENERAL OPERATING BUDGET
UNIVERSITY OF NEBRASKA AT OMAHA

SUBPROGRAM #/NAME 24 International Programs

		UNRESTRICTED	DESIGNATED AND/OR RESTRICTED					
ACCOUNT	**DESCRIPTION**	**STATE AND UNIVERSITY GENERATED**	**CASH**	**REVOLVING**	**FEDERAL**	**AUXILIARIES AND SERVICES**	**TRUST**	**TOTAL**
	Associate Professor	0	0	45,000	0	0	0	45,000
	Instructor	24,827	0	0	0	0	0	24,827
	SUBTOTAL FACULTY	**24,827**	**0**	**45,000**	**0**	**0**	**0**	**69,827**
512100	Other Administrators	96,345	0	0	0	0	0	96,345
513000	Managerial/Professional	312,843	0	273,591	0	0	0	586,434
514000	Clerical/Technical/Service	85,723	0	23,966	91,974	0	0	201,663
516000	Student Wages	0	0	9,475	0	0	0	9,475
	SUBTOTAL NONFACULTY	**494,911**	**0**	**307,032**	**91,974**	**0**	**0**	**893,917**
	SUBTOTAL SALARIES & WAGES	**519,738**	**0**	**352,032**	**91,974**	**0**	**0**	**963,744**
519100	Retirement Contribution	39,032	0	17,557	2,314	0	0	58,903
519200	FICA Contribution	35,864	0	22,609	5,059	0	0	63,532
519300	Health Insurance Contribution	89,040	0	45,526	6,103	0	0	140,669
519400	Life Insurance Contribution	610	0	298	49	0	0	957
519800	Workers Compensation	0	0	2,088	0	0	0	2,088
	SUBTOTAL BENEFITS	**164,546**	**0**	**88,078**	**13,525**	**0**	**0**	**266,149**
	TOTAL PERSONAL SERVICES	**684,284**	**0**	**440,110**	**105,499**	**0**	**0**	**1,229,893**
521000	Operating Expense	5,000	0	53,830	0	0	0	58,830
530000	Supplies & Materials	3,000	0	0	0	0	0	3,000
	TOTAL NET OPERATING EXPENSES	**8,000**	**0**	**53,830**	**0**	**0**	**0**	**61,830**
	SUB PROGRAM TOTAL	**692,284**	**0**	**493,940**	**105,499**	**0**	**0**	**1,291,723**

EXPENDITURE SUMMARY
2021-2022 GENERAL OPERATING BUDGET
UNIVERSITY OF NEBRASKA AT OMAHA

SUBPROGRAM #/NAME 26 Continuing Studies

		UNRESTRICTED	DESIGNATED AND/OR RESTRICTED					
ACCOUNT	**DESCRIPTION**	**STATE AND UNIVERSITY GENERATED**	**CASH**	**REVOLVING**	**FEDERAL**	**AUXILIARIES AND SERVICES**	**TRUST**	**TOTAL**
	Instructor	280,233	0	0	0	0	0	280,233
	SUBTOTAL FACULTY	**280,233**	**0**	**0**	**0**	**0**	**0**	**280,233**
512100	Other Administrators	89,316	0	0	0	0	0	89,316
513000	Managerial/Professional	365,363	0	183,584	0	0	0	548,947
514000	Clerical/Technical/Service	105,014	0	9,085	0	0	0	114,099
516000	Student Wages	8,577	0	0	0	0	0	8,577
517000	Supplemental Salaries & Wages	21,877	0	8,846	0	0	0	30,723
	SUBTOTAL NONFACULTY	**590,147**	**0**	**201,515**	**0**	**0**	**0**	**791,662**
	SUBTOTAL SALARIES & WAGES	**870,380**	**0**	**201,515**	**0**	**0**	**0**	**1,071,895**
519100	Retirement Contribution	33,536	0	8,389	0	0	0	41,925
519200	FICA Contribution	60,057	0	13,300	0	0	0	73,357
519300	Health Insurance Contribution	76,504	0	21,754	0	0	0	98,258
519400	Life Insurance Contribution	524	0	142	0	0	0	666
519800	Workers Compensation	0	0	1,228	0	0	0	1,228
	SUBTOTAL BENEFITS	**170,621**	**0**	**44,813**	**0**	**0**	**0**	**215,434**
	TOTAL PERSONAL SERVICES	**1,041,001**	**0**	**246,328**	**0**	**0**	**0**	**1,287,329**
521000	Operating Expense	37,217	0	11,981	0	0	0	49,198
530000	Supplies & Materials	304,819	0	10,568,100	0	0	0	10,872,919
540000	Travel	10,660	0	0	0	0	0	10,660
	TOTAL NET OPERATING EXPENSES	**352,696**	**0**	**10,580,081**	**0**	**0**	**0**	**10,932,777**
	SUB PROGRAM TOTAL	**1,393,697**	**0**	**10,826,409**	**0**	**0**	**0**	**12,220,106**

EXPENDITURE SUMMARY
2021-2022 GENERAL OPERATING BUDGET
UNIVERSITY OF NEBRASKA AT OMAHA

SUBPROGRAM #/NAME 30 Distance Education

		UNRESTRICTED	DESIGNATED AND/OR RESTRICTED					
ACCOUNT	**DESCRIPTION**	**STATE AND UNIVERSITY GENERATED**	**CASH**	**REVOLVING**	**FEDERAL**	**AUXILIARIES AND SERVICES**	**TRUST**	**TOTAL**
513000	Managerial/Professional	57,936	0	36,894	0	0	0	94,830
514000	Clerical/Technical/Service	0	0	96,425	0	0	0	96,425
	SUBTOTAL NONFACULTY	**57,936**	**0**	**133,319**	**0**	**0**	**0**	**191,255**
	SUBTOTAL SALARIES & WAGES	**57,936**	**0**	**133,319**	**0**	**0**	**0**	**191,255**
519100	Retirement Contribution	9,576	0	6,470	0	0	0	16,046
519200	FICA Contribution	7,523	0	8,799	0	0	0	16,322
519300	Health Insurance Contribution	21,846	0	16,778	0	0	0	38,624
519400	Life Insurance Contribution	150	0	110	0	0	0	260
519800	Workers Compensation	0	0	813	0	0	0	813
	SUBTOTAL BENEFITS	**39,095**	**0**	**32,970**	**0**	**0**	**0**	**72,065**
	TOTAL PERSONAL SERVICES	**97,031**	**0**	**166,289**	**0**	**0**	**0**	**263,320**
521000	Operating Expense	0	0	350,293	0	0	0	350,293
530000	Supplies & Materials	42,076	0	129,033	0	0	0	171,109
	TOTAL NET OPERATING EXPENSES	**42,076**	**0**	**479,326**	**0**	**0**	**0**	**521,402**
	SUB PROGRAM TOTAL	**139,107**	**0**	**645,615**	**0**	**0**	**0**	**784,722**

EXPENDITURE SUMMARY
2021-2022 GENERAL OPERATING BUDGET
UNIVERSITY OF NEBRASKA AT OMAHA

SUBPROGRAM #/NAME 32 Research Initiative

		UNRESTRICTED	DESIGNATED AND/OR RESTRICTED					
ACCOUNT	DESCRIPTION	STATE AND UNIVERSITY GENERATED	CASH	REVOLVING	FEDERAL	AUXILIARIES AND SERVICES	TRUST	TOTAL
	SUBTOTAL FACULTY	**0**	**0**	**0**	**0**	**0**	**0**	**0**
	SUBTOTAL NONFACULTY	**0**	**0**	**0**	**0**	**0**	**0**	**0**
	SUBTOTAL SALARIES & WAGES	**0**	**0**	**0**	**0**	**0**	**0**	**0**
519100	Retirement Contribution	3,110	0	0	0	0	0	3,110
519200	FICA Contribution	3,437	0	0	0	0	0	3,437
519300	Health Insurance Contribution	7,096	0	0	0	0	0	7,096
519400	Life Insurance Contribution	49	0	0	0	0	0	49
	SUBTOTAL BENEFITS	**13,692**	**0**	**0**	**0**	**0**	**0**	**13,692**
	TOTAL PERSONAL SERVICES	**13,692**	**0**	**0**	**0**	**0**	**0**	**13,692**
	SUB PROGRAM TOTAL	**13,692**	**0**	**0**	**0**	**0**	**0**	**13,692**

EXPENDITURE SUMMARY
2021-2022 GENERAL OPERATING BUDGET
UNIVERSITY OF NEBRASKA AT OMAHA

SUBPROGRAM #/NAME 33 Physical Plant Administration

		UNRESTRICTED	DESIGNATED AND/OR RESTRICTED					
ACCOUNT	**DESCRIPTION**	**STATE AND UNIVERSITY GENERATED**	**CASH**	**REVOLVING**	**FEDERAL**	**AUXILIARIES AND SERVICES**	**TRUST**	**TOTAL**
513000	Managerial/Professional	1,062,014	0	0	0	78,600	0	1,140,614
514000	Clerical/Technical/Service	4,411,770	0	0	0	308,612	0	4,720,382
516000	Student Wages	44,104	0	0	0	64,690	0	108,794
517000	Supplemental Salaries & Wages	60,499	0	0	0	0	0	60,499
	SUBTOTAL NONFACULTY	**5,578,387**	**0**	**0**	**0**	**451,902**	**0**	**6,030,289**
	SUBTOTAL SALARIES & WAGES	**5,578,387**	**0**	**0**	**0**	**451,902**	**0**	**6,030,289**
519100	Retirement Contribution	278,313	0	0	0	10,133	0	288,446
519200	FICA Contribution	384,909	0	0	0	29,826	0	414,735
519300	Health Insurance Contribution	634,902	0	0	0	30,399	0	665,301
519400	Life Insurance Contribution	4,349	0	0	0	178	0	4,527
519700	Unemployment Compensation	1,707	0	0	0	0	0	1,707
519800	Workers Compensation	19,994	0	0	0	2,754	0	22,748
	SUBTOTAL BENEFITS	**1,324,174**	**0**	**0**	**0**	**73,290**	**0**	**1,397,464**
	TOTAL PERSONAL SERVICES	**6,902,561**	**0**	**0**	**0**	**525,192**	**0**	**7,427,753**
521000	Operating Expense	2,400,667	0	0	0	1,673,434	0	4,074,101
529000	Utilities	5,981,557	0	0	0	0	0	5,981,557
530000	Supplies & Materials	607,832	0	0	0	0	0	607,832
540000	Travel	12,169	0	0	0	0	0	12,169
550000	Capital Outlay	105,772	0	0	0	0	0	105,772
	TOTAL NET OPERATING EXPENSES	**9,107,997**	**0**	**0**	**0**	**1,673,434**	**0**	**10,781,431**
	SUB PROGRAM TOTAL	**16,010,558**	**0**	**0**	**0**	**2,198,626**	**0**	**18,209,184**

EXPENDITURE SUMMARY
2021-2022 GENERAL OPERATING BUDGET
UNIVERSITY OF NEBRASKA AT OMAHA

SUBPROGRAM #/NAME 41 Executive Administration

		UNRESTRICTED	DESIGNATED AND/OR RESTRICTED					
ACCOUNT	**DESCRIPTION**	**STATE AND UNIVERSITY GENERATED**	**CASH**	**REVOLVING**	**FEDERAL**	**AUXILIARIES AND SERVICES**	**TRUST**	**TOTAL**
	Other	27,766	0	0	0	0	0	27,766
	SUBTOTAL FACULTY	**27,766**	**0**	**0**	**0**	**0**	**0**	**27,766**
512100	Other Administrators	480,058	0	0	0	0	13,000	493,058
512000	Chairpersons	132,082	0	0	0	0	0	132,082
513000	Managerial/Professional	95,387	0	0	0	0	0	95,387
514000	Clerical/Technical/Service	145,209	0	0	0	0	0	145,209
516000	Student Wages	7,344	0	0	0	0	0	7,344
	SUBTOTAL NONFACULTY	**860,080**	**0**	**0**	**0**	**0**	**13,000**	**873,080**
	SUBTOTAL SALARIES & WAGES	**887,846**	**0**	**0**	**0**	**0**	**13,000**	**900,846**
519100	Retirement Contribution	45,284	0	0	0	0	728	46,012
519200	FICA Contribution	61,263	0	0	0	0	806	62,069
519300	Health Insurance Contribution	103,302	0	0	0	0	1,404	104,706
519400	Life Insurance Contribution	708	0	0	0	0	20	728
	SUBTOTAL BENEFITS	**210,557**	**0**	**0**	**0**	**0**	**2,958**	**213,515**
	TOTAL PERSONAL SERVICES	**1,098,403**	**0**	**0**	**0**	**0**	**15,958**	**1,114,361**
521000	Operating Expense	114,599	18,880	0	0	0	0	133,479
530000	Supplies & Materials	14,794	0	0	0	0	0	14,794
540000	Travel	13,069	0	0	0	0	0	13,069
550000	Capital Outlay	924	0	0	0	0	0	924
	TOTAL NET OPERATING EXPENSES	**143,386**	**18,880**	**0**	**0**	**0**	**0**	**162,266**
	SUB PROGRAM TOTAL	**1,241,789**	**18,880**	**0**	**0**	**0**	**15,958**	**1,276,627**

EXPENDITURE SUMMARY
2021-2022 GENERAL OPERATING BUDGET
UNIVERSITY OF NEBRASKA AT OMAHA

SUBPROGRAM #/NAME 42 Student Success

		UNRESTRICTED	DESIGNATED AND/OR RESTRICTED					
ACCOUNT	**DESCRIPTION**	**STATE AND UNIVERSITY GENERATED**	**CASH**	**REVOLVING**	**FEDERAL**	**AUXILIARIES AND SERVICES**	**TRUST**	**TOTAL**
512100	Other Administrators	712,126	0	259,635	0	0	374,824	1,346,585
513000	Managerial/Professional	2,636,934	0	2,598,529	241,378	1,653,143	166,392	7,296,376
514000	Clerical/Technical/Service	740,591	0	447,839	37,376	1,662,440	0	2,888,246
515000	Other Academic	37,518	0	57,016	0	56,278	0	150,812
516000	Student Wages	91,969	0	152,892	0	1,509,780	0	1,754,641
517000	Supplemental Salaries & Wages	80,056	0	15,740	0	71,640	0	167,436
	SUBTOTAL NONFACULTY	**4,299,194**	**0**	**3,531,651**	**278,754**	**4,953,281**	**541,216**	**13,604,096**
	SUBTOTAL SALARIES & WAGES	**4,299,194**	**0**	**3,531,651**	**278,754**	**4,953,281**	**541,216**	**13,604,096**
519100	Retirement Contribution	231,118	0	179,311	13,101	123,729	32,828	580,087
519200	FICA Contribution	296,645	0	235,503	15,331	318,922	36,345	902,746
519300	Health Insurance Contribution	527,237	0	464,995	34,565	371,188	63,311	1,461,296
519400	Life Insurance Contribution	3,610	0	3,040	279	2,169	880	9,978
519700	Unemployment Compensation	2,645	0	0	0	0	0	2,645
519800	Workers Compensation	27,992	0	21,747	0	30,184	0	79,923
	SUBTOTAL BENEFITS	**1,089,247**	**0**	**904,596**	**63,276**	**846,192**	**133,364**	**3,036,675**
	TOTAL PERSONAL SERVICES	**5,388,441**	**0**	**4,436,247**	**342,030**	**5,799,473**	**674,580**	**16,640,771**
521000	Operating Expense	761,151	25,020	1,967,087	0	2,431,958	0	5,185,216
530000	Supplies & Materials	18,176	0	83,168	0	360,961	0	462,305
540000	Travel	10,811	0	10,000	0	45,396	0	66,207
550000	Capital Outlay	0	0	0	0	2,450	0	2,450
560000	Government Aid	13,626	0	11,628	0	16,000	0	41,254
570000	Cost of Goods Sold	0	0	0	0	5,279,133	0	5,279,133
	TOTAL NET OPERATING EXPENSES	**803,764**	**25,020**	**2,071,883**	**0**	**8,135,898**	**0**	**11,036,565**
	SUB PROGRAM TOTAL	**6,192,205**	**25,020**	**6,508,130**	**342,030**	**13,935,371**	**674,580**	**27,677,336**

EXPENDITURE SUMMARY
2021-2022 GENERAL OPERATING BUDGET
UNIVERSITY OF NEBRASKA AT OMAHA

SUBPROGRAM #/NAME 43 Business and Finance

		UNRESTRICTED	DESIGNATED AND/OR RESTRICTED					
ACCOUNT	**DESCRIPTION**	**STATE AND UNIVERSITY GENERATED**	**CASH**	**REVOLVING**	**FEDERAL**	**AUXILIARIES AND SERVICES**	**TRUST**	**TOTAL**
512100	Other Administrators	862,734	0	0	0	0	0	862,734
513000	Managerial/Professional	2,238,156	55,976	156,887	0	73,690	0	2,524,709
514000	Clerical/Technical/Service	2,046,257	0	0	0	108,287	0	2,154,544
516000	Student Wages	75,080	0	2,043	0	0	0	77,123
517000	Supplemental Salaries & Wages	129,708	0	495	0	21,440	0	151,643
	SUBTOTAL NONFACULTY	**5,351,935**	**55,976**	**159,425**	**0**	**203,417**	**0**	**5,770,753**
	SUBTOTAL SALARIES & WAGES	**5,351,935**	**55,976**	**159,425**	**0**	**203,417**	**0**	**5,770,753**
519100	Retirement Contribution	259,151	3,582	9,257	0	10,373	0	282,363
519200	FICA Contribution	368,989	3,862	10,657	0	13,426	0	396,934
519300	Health Insurance Contribution	591,188	8,173	24,004	0	31,119	0	654,484
519400	Life Insurance Contribution	4,050	56	157	0	182	0	4,445
519700	Unemployment Compensation	3,628	0	0	0	0	0	3,628
519800	Workers Compensation	43,987	0	985	0	1,240	0	46,212
	SUBTOTAL BENEFITS	**1,270,993**	**15,673**	**45,060**	**0**	**56,340**	**0**	**1,388,066**
	TOTAL PERSONAL SERVICES	**6,622,928**	**71,649**	**204,485**	**0**	**259,757**	**0**	**7,158,819**
521000	Operating Expense	1,268,593	0	24,349	0	2,530	0	1,295,472
530000	Supplies & Materials	131,846	0	0	0	0	0	131,846
540000	Travel	19,567	0	0	0	0	0	19,567
550000	Capital Outlay	20,204	0	0	0	0	0	20,204
	TOTAL NET OPERATING EXPENSES	**1,440,210**	**0**	**24,349**	**0**	**2,530**	**0**	**1,467,089**
	SUB PROGRAM TOTAL	**8,063,138**	**71,649**	**228,834**	**0**	**262,287**	**0**	**8,625,908**

EXPENDITURE SUMMARY
2021-2022 GENERAL OPERATING BUDGET
UNIVERSITY OF NEBRASKA AT OMAHA

SUBPROGRAM #/NAME 44 General Expense

		UNRESTRICTED	DESIGNATED AND/OR RESTRICTED					
ACCOUNT	**DESCRIPTION**	**STATE AND UNIVERSITY GENERATED**	**CASH**	**REVOLVING**	**FEDERAL**	**AUXILIARIES AND SERVICES**	**TRUST**	**TOTAL**
512100	Other Administrators	11,855	0	0	0	0	0	11,855
513000	Managerial/Professional	1,113,711	0	0	0	184,752	0	1,298,463
514000	Clerical/Technical/Service	294,148	0	0	0	117,875	0	412,023
516000	Student Wages	0	0	0	0	8,469	0	8,469
517000	Supplemental Salaries & Wages	5,000	0	0	0	0	0	5,000
	SUBTOTAL NONFACULTY	**1,424,714**	**0**	**0**	**0**	**311,096**	**0**	**1,735,810**
	SUBTOTAL SALARIES & WAGES	**1,424,714**	**0**	**0**	**0**	**311,096**	**0**	**1,735,810**
519100	Retirement Contribution	77,048	0	0	0	13,931	0	90,979
519200	FICA Contribution	98,306	0	0	0	20,532	0	118,838
519300	Health Insurance Contribution	175,764	0	0	0	41,795	0	217,559
519400	Life Insurance Contribution	1,204	0	0	0	244	0	1,448
519800	Workers Compensation	0	0	0	0	1,897	0	1,897
	SUBTOTAL BENEFITS	**352,322**	**0**	**0**	**0**	**78,399**	**0**	**430,721**
	TOTAL PERSONAL SERVICES	**1,777,036**	**0**	**0**	**0**	**389,495**	**0**	**2,166,531**
521000	Operating Expense	558,345	0	0	0	358,151	0	916,496
530000	Supplies & Materials	116,873	0	0	0	58,837	0	175,710
	TOTAL NET OPERATING EXPENSES	**675,218**	**0**	**0**	**0**	**416,988**	**0**	**1,092,206**
	SUB PROGRAM TOTAL	**2,452,254**	**0**	**0**	**0**	**806,483**	**0**	**3,258,737**

EXPENDITURE SUMMARY
2021-2022 GENERAL OPERATING BUDGET
UNIVERSITY OF NEBRASKA AT OMAHA

SUBPROGRAM #/NAME 75 Student Housing

		UNRESTRICTED	DESIGNATED AND/OR RESTRICTED					
ACCOUNT	**DESCRIPTION**	**STATE AND UNIVERSITY GENERATED**	**CASH**	**REVOLVING**	**FEDERAL**	**AUXILIARIES AND SERVICES**	**TRUST**	**TOTAL**
512100	Other Administrators	0	0	0	0	57,386	0	57,386
513000	Managerial/Professional	0	0	0	0	458,644	0	458,644
514000	Clerical/Technical/Service	0	0	0	0	182,103	0	182,103
516000	Student Wages	0	0	0	0	83,196	0	83,196
517000	Supplemental Salaries & Wages	0	0	0	0	24,993	0	24,993
	SUBTOTAL NONFACULTY	**0**	**0**	**0**	**0**	**806,322**	**0**	**806,322**
	SUBTOTAL SALARIES & WAGES	**0**	**0**	**0**	**0**	**806,322**	**0**	**806,322**
519100	Retirement Contribution	0	0	0	0	37,017	0	37,017
519200	FICA Contribution	0	0	0	0	53,217	0	53,217
519300	Health Insurance Contribution	0	0	0	0	111,050	0	111,050
519400	Life Insurance Contribution	0	0	0	0	649	0	649
519800	Workers Compensation	0	0	0	0	4,914	0	4,914
	SUBTOTAL BENEFITS	**0**	**0**	**0**	**0**	**206,847**	**0**	**206,847**
	TOTAL PERSONAL SERVICES	**0**	**0**	**0**	**0**	**1,013,169**	**0**	**1,013,169**
521000	Operating Expense	0	0	0	0	1,440,842	0	1,440,842
530000	Supplies & Materials	0	0	0	0	226,758	0	226,758
	TOTAL NET OPERATING EXPENSES	**0**	**0**	**0**	**0**	**1,667,600**	**0**	**1,667,600**
	SUB PROGRAM TOTAL	**0**	**0**	**0**	**0**	**2,680,769**	**0**	**2,680,769**

EXPENDITURE SUMMARY
2021-2022 GENERAL OPERATING BUDGET
UNIVERSITY OF NEBRASKA AT OMAHA

SUBPROGRAM #/NAME 77 Intercollegiate Athletics

		UNRESTRICTED	DESIGNATED AND/OR RESTRICTED					
ACCOUNT	**DESCRIPTION**	**STATE AND UNIVERSITY GENERATED**	**CASH**	**REVOLVING**	**FEDERAL**	**AUXILIARIES AND SERVICES**	**TRUST**	**TOTAL**
512100	Other Administrators	0	0	0	0	1,827,991	0	1,827,991
513000	Managerial/Professional	4,602,019	0	0	0	-1,978,401	0	2,623,618
514000	Clerical/Technical/Service	0	0	0	0	258,174	0	258,174
516000	Student Wages	0	0	0	0	113,818	0	113,818
517000	Supplemental Salaries & Wages	0	0	0	0	15,132	0	15,132
	SUBTOTAL NONFACULTY	**4,602,019**	**0**	**0**	**0**	**236,714**	**0**	**4,838,733**
	SUBTOTAL SALARIES & WAGES	**4,602,019**	**0**	**0**	**0**	**236,714**	**0**	**4,838,733**
519100	Retirement Contribution	0	0	0	0	-60,888	0	-60,888
519200	FICA Contribution	317,539	0	0	0	-301,916	0	15,623
519300	Health Insurance Contribution	0	0	0	0	64,606	0	64,606
519400	Life Insurance Contribution	0	0	0	0	-419	0	-419
519800	Workers Compensation	0	0	0	0	1,444	0	1,444
	SUBTOTAL BENEFITS	**317,539**	**0**	**0**	**0**	**-297,173**	**0**	**20,366**
	TOTAL PERSONAL SERVICES	**4,919,558**	**0**	**0**	**0**	**-60,459**	**0**	**4,859,099**
521000	Operating Expense	0	0	0	0	1,998,307	0	1,998,307
530000	Supplies & Materials	0	0	0	0	823,250	0	823,250
540000	Travel	0	0	0	0	2,045,500	0	2,045,500
560000	Government Aid	0	0	0	0	1,095,000	0	1,095,000
570000	Cost of Goods Sold	0	0	0	0	5,000	0	5,000
	TOTAL NET OPERATING EXPENSES	**0**	**0**	**0**	**0**	**5,967,057**	**0**	**5,967,057**
	SUB PROGRAM TOTAL	**4,919,558**	**0**	**0**	**0**	**5,906,598**	**0**	**10,826,156**

EXPENDITURE SUMMARY
2021-2022 GENERAL OPERATING BUDGET
UNIVERSITY OF NEBRASKA AT OMAHA

SUBPROGRAM #/NAME 78 Arena

		UNRESTRICTED	DESIGNATED AND/OR RESTRICTED					
ACCOUNT	**DESCRIPTION**	**STATE AND UNIVERSITY GENERATED**	**CASH**	**REVOLVING**	**FEDERAL**	**AUXILIARIES AND SERVICES**	**TRUST**	**TOTAL**
513000	Managerial/Professional	0	0	0	0	727,408	0	727,408
514000	Clerical/Technical/Service	0	0	0	0	80,164	0	80,164
517000	Supplemental Salaries & Wages	0	0	0	0	302,732	0	302,732
	SUBTOTAL NONFACULTY	**0**	**0**	**0**	**0**	**1,110,304**	**0**	**1,110,304**
	SUBTOTAL SALARIES & WAGES	**0**	**0**	**0**	**0**	**1,110,304**	**0**	**1,110,304**
519100	Retirement Contribution	0	0	0	0	34,872	0	34,872
519200	FICA Contribution	0	0	0	0	73,280	0	73,280
519300	Health Insurance Contribution	0	0	0	0	104,617	0	104,617
519400	Life Insurance Contribution	0	0	0	0	612	0	612
519800	Workers Compensation	0	0	0	0	6,767	0	6,767
	SUBTOTAL BENEFITS	**0**	**0**	**0**	**0**	**220,148**	**0**	**220,148**
	TOTAL PERSONAL SERVICES	**0**	**0**	**0**	**0**	**1,330,452**	**0**	**1,330,452**
521000	Operating Expense	0	0	0	0	1,523,974	0	1,523,974
529000	Utilities	0	0	0	0	650,000	0	650,000
	TOTAL NET OPERATING EXPENSES	**0**	**0**	**0**	**0**	**2,173,974**	**0**	**2,173,974**
	SUB PROGRAM TOTAL	**0**	**0**	**0**	**0**	**3,504,426**	**0**	**3,504,426**

EXPENDITURE SUMMARY
2021-2022 GENERAL OPERATING BUDGET
UNIVERSITY OF NEBRASKA AT OMAHA

SUBPROGRAM #/NAME 98 Company Balance Sheets

		UNRESTRICTED	DESIGNATED AND/OR RESTRICTED					
ACCOUNT	**DESCRIPTION**	**STATE AND UNIVERSITY GENERATED**	**CASH**	**REVOLVING**	**FEDERAL**	**AUXILIARIES AND SERVICES**	**TRUST**	**TOTAL**
513000	Managerial/Professional	0	0	0	0	62,902	0	62,902
	SUBTOTAL NONFACULTY	**0**	**0**	**0**	**0**	**62,902**	**0**	**62,902**
	SUBTOTAL SALARIES & WAGES	**0**	**0**	**0**	**0**	**62,902**	**0**	**62,902**
519100	Retirement Contribution	0	0	0	0	3,585	0	3,585
519200	FICA Contribution	0	0	0	0	4,152	0	4,152
519300	Health Insurance Contribution	0	0	0	0	10,756	0	10,756
519400	Life Insurance Contribution	0	0	0	0	63	0	63
519800	Workers Compensation	0	0	0	0	36,233	0	36,233
	SUBTOTAL BENEFITS	**0**	**0**	**0**	**0**	**54,789**	**0**	**54,789**
	TOTAL PERSONAL SERVICES	**0**	**0**	**0**	**0**	**117,691**	**0**	**117,691**
521000	Operating Expense	0	0	0	0	14,519,036	0	14,519,036
	TOTAL NET OPERATING EXPENSES	**0**	**0**	**0**	**0**	**14,519,036**	**0**	**14,519,036**
	SUB PROGRAM TOTAL	**0**	**0**	**0**	**0**	**14,636,727**	**0**	**14,636,727**

EXPENDITURE SUMMARY
2021-2022 GENERAL OPERATING BUDGET
UNIVERSITY OF NEBRASKA AT OMAHA

SUBPROGRAM #/NAME 99 Income Activity

		UNRESTRICTED	DESIGNATED AND/OR RESTRICTED					
ACCOUNT	**DESCRIPTION**	**STATE AND UNIVERSITY GENERATED**	**CASH**	**REVOLVING**	**FEDERAL**	**AUXILIARIES AND SERVICES**	**TRUST**	**TOTAL**
521000	Operating Expense	0	0	0	10,455,309	0	7,503,597	17,958,906
530000	Supplies & Materials	0	0	0	1,768,000	0	3,798,991	5,566,991
540000	Travel	0	0	0	331,000	0	155,000	486,000
550000	Capital Outlay	0	0	0	148,000	0	130,000	278,000
560000	Government Aid	0	0	0	84,684,743	0	25,839,600	110,524,343
	TOTAL NET OPERATING EXPENSES	**0**	**0**	**0**	**97,387,052**	**0**	**37,427,188**	**134,814,240**
	SUB PROGRAM TOTAL	**0**	**0**	**0**	**97,387,052**	**0**	**37,427,188**	**134,814,240**

EXPENDITURE SUMMARY
2021-2022 GENERAL OPERATING BUDGET
UNIVERSITY OF NEBRASKA AT KEARNEY

CAMPUS TOTAL

ACCOUNT	DESCRIPTION	UNRESTRICTED STATE AND UNIVERSITY GENERATED	DESIGNATED AND/OR RESTRICTED CASH	REVOLVING	FEDERAL	AUXILIARIES AND SERVICES	TRUST	TOTAL
511000	FACULTY							
	Professor	8,676,519	0	0	0	0	103,535	8,780,054
	Associate Professor	6,090,243	0	0	0	0	0	6,090,243
	Assistant Professor	5,073,079	0	0	0	0	57,238	5,130,317
	Other	4,423,992	0	821,483	363,248	0	873,475	6,482,198
	SUBTOTAL FACULTY	**24,263,833**	**0**	**821,483**	**363,248**	**0**	**1,034,248**	**26,482,812**
512100	Other Administrators	4,630,828	0	0	0	760,793	39,942	5,431,563
512000	Chairpersons	1,057,691	0	0	0	0	0	1,057,691
513000	Managerial/Professional	6,386,086	0	477,649	150,040	1,339,038	658,664	9,011,477
514000	Clerical/Technical/Service	5,487,527	0	0	56,229	1,585,753	79,258	7,208,767
515000	Other Academic	636,087	0	0	0	22,513	0	658,600
516000	Student Wages	481,439	0	830,281	308,563	194,030	134,140	1,948,453
517000	Supplemental Salaries & Wages	5,855	0	402,102	0	874,947	0	1,282,904
	SUBTOTAL NONFACULTY	**18,685,513**	**0**	**1,710,032**	**514,832**	**4,777,074**	**912,004**	**26,599,455**
	SUBTOTAL SALARIES & WAGES	**42,949,346**	**0**	**2,531,515**	**878,080**	**4,777,074**	**1,946,252**	**53,082,267**
519100	Retirement Contribution	3,208,145	0	100,346	45,024	265,584	135,000	3,754,099
519200	FICA Contribution	3,139,260	0	95,956	43,569	281,946	134,134	3,694,865
519300	Health Insurance Contribution	7,295,018	0	10,113	170,305	778,310	340,372	8,594,118
519400	Life Insurance Contribution	46,358	0	2,258	1,025	6,634	3,113	59,388
519700	Unemployment Compensation	46,000	0	0	0	5,000	0	51,000
519800	Workers Compensation	164,939	0	13,716	0	25,921	16,324	220,900
	SUBTOTAL BENEFITS	**13,899,720**	**0**	**222,389**	**259,923**	**1,363,395**	**628,943**	**16,374,370**
	TOTAL PERSONAL SERVICES	**56,849,066**	**0**	**2,753,904**	**1,138,003**	**6,140,469**	**2,575,195**	**69,456,637**
521000	Operating Expense	9,824,620	420,000	3,220,496	996,997	13,478,673	1,781,241	29,722,027
529000	Utilities	2,879,769	0	0	0	1,344,654	0	4,224,423
530000	Supplies & Materials	2,076,550	0	890,600	0	0	0	2,967,150
540000	Travel	305,488	0	0	0	17,888	3,000	326,376
550000	Capital Outlay	943,650	0	0	0	6,816	110,000	1,060,466
560000	Government Aid	74,939	0	135,000	32,865,000	11,500	10,530,564	43,617,003
	TOTAL NET OPERATING EXPENSES	**16,105,016**	**420,000**	**4,246,096**	**33,861,997**	**14,859,531**	**12,424,805**	**81,917,445**
	CAMPUS TOTAL	**72,954,082**	**420,000**	**7,000,000**	**35,000,000**	**21,000,000**	**15,000,000**	**151,374,082**

REVENUE SUMMARY
2021-2022 GENERAL OPERATING BUDGET
UNIVERSITY OF NEBRASKA AT KEARNEY

CAMPUS TOTAL

7/28/21 9:10:08AM

		UNRESTRICTED	DESIGNATED AND/OR RESTRICTED					
ACCOUNT	**DESCRIPTION**	**STATE AND UNIVERSITY GENERATED**	**CASH**	**REVOLVING**	**FEDERAL**	**AUXILIARIES AND SERVICES**	**TRUST**	**TOTAL**
410000	State Appropriation	44,962,086	0	0	0	0	0	44,962,086
TOTAL STATE SUPPORT		**44,962,086**	**0**	**0**	**0**	**0**	**0**	**44,962,086**
460000	Restricted Revenue	0	0	0	678,855	0	0	678,855
461000	Federal Grants & Contract	0	0	0	1,456,145	0	0	1,456,145
490000	Other Revenues	0	0	0	32,865,000	0	0	32,865,000
TOTAL FEDERAL FUND		**0**	**0**	**0**	**35,000,000**	**0**	**0**	**35,000,000**
442810	Other Student Fees	0	0	3,027,910	0	0	0	3,027,910
450000	Sales and Services	0	0	3,947,090	0	20,377,094	0	24,324,184
460000	Restricted Revenue	0	0	0	0	622,906	0	622,906
464000	Private Gifts & Contracts	0	0	25,000	0	0	0	25,000
TOTAL REVOLVING FUND		**0**	**0**	**7,000,000**	**0**	**21,000,000**	**0**	**28,000,000**
442810	Other Student Fees	0	0	0	0	0	160,000	160,000
460000	Restricted Revenue	0	0	0	0	0	14,003,015	14,003,015
461000	Federal Grants & Contract	0	0	0	0	0	650,000	650,000
464000	Private Gifts & Contracts	0	0	0	0	0	186,985	186,985
TOTAL TRUST FUND		**0**	**0**	**0**	**0**	**0**	**15,000,000**	**15,000,000**
441100	Undergraduate Resident	23,168,347	0	0	0	0	0	23,168,347
441110	Undergraduate Nonresident	4,612,054	0	0	0	0	0	4,612,054
441200	Graduate Resident	5,698,945	0	0	0	0	0	5,698,945
441210	Graduate Nonresident	3,842,635	0	0	0	0	0	3,842,635
TOTAL GROSS TUITION		**37,321,981**	**0**	**0**	**0**	**0**	**0**	**37,321,981**
441001	Tuition Adjustments	-791,813	0	0	0	0	0	-791,813
441990	Tuition Remissions	-8,413,438	0	0	0	0	0	-8,413,438
TOTAL TUITION OFFSETS		**-9,205,251**	**0**	**0**	**0**	**0**	**0**	**-9,205,251**
SUBTOTAL NET TUITION (CASH)		**28,116,730**	**0**	**0**	**0**	**0**	**0**	**28,116,730**
442100	Institutional Student Fee	118,000	0	0	0	0	0	118,000
442710	Graduation Processing Fee	36,600	0	0	0	0	0	36,600
442800	Late Payment Fees	72,800	0	0	0	0	0	72,800
SUBTOTAL STUDENT FEES		**227,400**	**0**	**0**	**0**	**0**	**0**	**227,400**
430000	Invest Loan/Endowment	691,000	0	0	0	0	0	691,000
461900	Indirect Costs-Federal	20,000	420,000	0	0	0	0	440,000
490100	Misc Cash Income	68,000	0	0	0	0	0	68,000
833428	U-Wide Debt Svc & Admin S	-1,131,134	0	0	0	0	0	-1,131,134
SUBTOTAL OTHER CASH		**-352,134**	**420,000**	**0**	**0**	**0**	**0**	**295,266**
TOTAL CASH FUND		**27,991,996**	**420,000**	**0**	**0**	**0**	**0**	**28,411,996**
TOTAL REVENUE		**72,954,082**	**420,000**	**7,000,000**	**35,000,000**	**21,000,000**	**15,000,000**	**151,374,082**

EXPENDITURE SUMMARY
2021-2022 GENERAL OPERATING BUDGET
UNIVERSITY OF NEBRASKA AT KEARNEY

SUBPROGRAM #/NAME 01 Academic Affairs

		UNRESTRICTED	DESIGNATED AND/OR RESTRICTED					
ACCOUNT	**DESCRIPTION**	**STATE AND UNIVERSITY GENERATED**	**CASH**	**REVOLVING**	**FEDERAL**	**AUXILIARIES AND SERVICES**	**TRUST**	**TOTAL**
511000 FACULTY								
	Professor	0	0	0	0	0	78,076	78,076
	Assistant Professor	14,908	0	0	0	0	0	14,908
	Other	318,345	0	821,483	0	0	0	1,139,828
	SUBTOTAL FACULTY	**333,253**	**0**	**821,483**	**0**	**0**	**78,076**	**1,232,812**
512100	Other Administrators	395,737	0	0	0	0	0	395,737
513000	Managerial/Professional	292,125	0	432,847	0	0	171,859	896,831
514000	Clerical/Technical/Service	159,403	0	0	0	0	36,967	196,370
516000	Student Wages	51	0	674,756	0	0	0	674,807
	SUBTOTAL NONFACULTY	**847,316**	**0**	**1,107,603**	**0**	**0**	**208,826**	**2,163,745**
	SUBTOTAL SALARIES & WAGES	**1,180,569**	**0**	**1,929,086**	**0**	**0**	**286,902**	**3,396,557**
519100	Retirement Contribution	91,641	0	100,346	0	0	20,370	212,357
519200	FICA Contribution	34,904	0	95,956	0	0	20,666	151,526
519300	Health Insurance Contribution	-310,564	0	10,113	0	0	67,085	-233,366
519400	Life Insurance Contribution	-26,072	0	2,258	0	0	486	-23,328
	SUBTOTAL BENEFITS	**-210,091**	**0**	**208,673**	**0**	**0**	**108,607**	**107,189**
	TOTAL PERSONAL SERVICES	**970,478**	**0**	**2,137,759**	**0**	**0**	**395,509**	**3,503,746**
521000	Operating Expense	2,047,802	420,000	1,510,670	0	0	238,145	4,216,617
530000	Supplies & Materials	2,076,550	0	0	0	0	0	2,076,550
540000	Travel	11,708	0	0	0	0	3,000	14,708
550000	Capital Outlay	900	0	0	0	0	110,000	110,900
	TOTAL NET OPERATING EXPENSES	**4,136,960**	**420,000**	**1,510,670**	**0**	**0**	**351,145**	**6,418,775**
	SUB PROGRAM TOTAL	**5,107,438**	**420,000**	**3,648,429**	**0**	**0**	**746,654**	**9,922,521**

EXPENDITURE SUMMARY
2021-2022 GENERAL OPERATING BUDGET
UNIVERSITY OF NEBRASKA AT KEARNEY

SUBPROGRAM #/NAME 05 College of Natural and Social Sciences

		UNRESTRICTED	DESIGNATED AND/OR RESTRICTED					
ACCOUNT	**DESCRIPTION**	**STATE AND UNIVERSITY GENERATED**	**CASH**	**REVOLVING**	**FEDERAL**	**AUXILIARIES AND SERVICES**	**TRUST**	**TOTAL**
	Assistant Professor	0	0	0	0	0	57,238	57,238
	SUBTOTAL FACULTY	**0**	**0**	**0**	**0**	**0**	**57,238**	**57,238**
	SUBTOTAL SALARIES & WAGES	**0**	**0**	**0**	**0**	**0**	**57,238**	**57,238**
519100	Retirement Contribution	0	0	0	0	0	3,720	3,720
519200	FICA Contribution	0	0	0	0	0	4,379	4,379
519300	Health Insurance Contribution	0	0	0	0	0	5,716	5,716
519400	Life Insurance Contribution	0	0	0	0	0	103	103
	SUBTOTAL BENEFITS	**0**	**0**	**0**	**0**	**0**	**13,918**	**13,918**
	TOTAL PERSONAL SERVICES	**0**	**0**	**0**	**0**	**0**	**71,156**	**71,156**
521000	Operating Expense	0	0	0	0	0	100,000	100,000
	TOTAL NET OPERATING EXPENSES	**0**	**0**	**0**	**0**	**0**	**100,000**	**100,000**
	SUB PROGRAM TOTAL	**0**	**0**	**0**	**0**	**0**	**171,156**	**171,156**

EXPENDITURE SUMMARY
2021-2022 GENERAL OPERATING BUDGET
UNIVERSITY OF NEBRASKA AT KEARNEY

SUBPROGRAM #/NAME 06 College of Business Administration

		UNRESTRICTED	DESIGNATED AND/OR RESTRICTED					
ACCOUNT	**DESCRIPTION**	**STATE AND UNIVERSITY GENERATED**	**CASH**	**REVOLVING**	**FEDERAL**	**AUXILIARIES AND SERVICES**	**TRUST**	**TOTAL**
511000 FACULTY								
	Professor	1,802,601	0	0	0	0	22,000	1,824,601
	Associate Professor	1,241,242	0	0	0	0	0	1,241,242
	Assistant Professor	1,319,914	0	0	0	0	0	1,319,914
	Other	835,306	0	0	0	0	0	835,306
	SUBTOTAL FACULTY	**5,199,063**	**0**	**0**	**0**	**0**	**22,000**	**5,221,063**
512100	Other Administrators	248,010	0	0	0	0	0	248,010
512000	Chairpersons	252,549	0	0	0	0	0	252,549
513000	Managerial/Professional	267,103	0	0	0	0	0	267,103
514000	Clerical/Technical/Service	231,343	0	0	0	0	0	231,343
516000	Student Wages	43,033	0	0	0	0	0	43,033
	SUBTOTAL NONFACULTY	**1,042,038**	**0**	**0**	**0**	**0**	**0**	**1,042,038**
	SUBTOTAL SALARIES & WAGES	**6,241,101**	**0**	**0**	**0**	**0**	**22,000**	**6,263,101**
519100	Retirement Contribution	485,878	0	0	0	0	0	485,878
519200	FICA Contribution	471,573	0	0	0	0	0	471,573
519300	Health Insurance Contribution	962,176	0	0	0	0	0	962,176
519400	Life Insurance Contribution	10,956	0	0	0	0	0	10,956
	SUBTOTAL BENEFITS	**1,930,583**	**0**	**0**	**0**	**0**	**0**	**1,930,583**
	TOTAL PERSONAL SERVICES	**8,171,684**	**0**	**0**	**0**	**0**	**22,000**	**8,193,684**
521000	Operating Expense	148,704	0	0	0	0	0	148,704
540000	Travel	38,054	0	0	0	0	0	38,054
550000	Capital Outlay	61,000	0	0	0	0	0	61,000
	TOTAL NET OPERATING EXPENSES	**247,758**	**0**	**0**	**0**	**0**	**0**	**247,758**
	SUB PROGRAM TOTAL	**8,419,442**	**0**	**0**	**0**	**0**	**22,000**	**8,441,442**

EXPENDITURE SUMMARY
2021-2022 GENERAL OPERATING BUDGET
UNIVERSITY OF NEBRASKA AT KEARNEY

SUBPROGRAM #/NAME 10 College of Education

		UNRESTRICTED	DESIGNATED AND/OR RESTRICTED					
ACCOUNT	**DESCRIPTION**	**STATE AND UNIVERSITY GENERATED**	**CASH**	**REVOLVING**	**FEDERAL**	**AUXILIARIES AND SERVICES**	**TRUST**	**TOTAL**
511000 FACULTY								
	Professor	1,733,343	0	0	0	0	0	1,733,343
	Associate Professor	1,206,212	0	0	0	0	0	1,206,212
	Assistant Professor	1,192,392	0	0	0	0	0	1,192,392
	Other	788,715	0	0	0	0	43,933	832,648
	SUBTOTAL FACULTY	**4,920,662**	**0**	**0**	**0**	**0**	**43,933**	**4,964,595**
512100	Other Administrators	251,762	0	0	0	0	0	251,762
512000	Chairpersons	234,259	0	0	0	0	0	234,259
513000	Managerial/Professional	181,656	0	0	0	0	60,900	242,556
514000	Clerical/Technical/Service	304,001	0	0	0	0	0	304,001
516000	Student Wages	46,434	0	0	0	0	0	46,434
	SUBTOTAL NONFACULTY	**1,018,112**	**0**	**0**	**0**	**0**	**60,900**	**1,079,012**
	SUBTOTAL SALARIES & WAGES	**5,938,774**	**0**	**0**	**0**	**0**	**104,833**	**6,043,607**
519100	Retirement Contribution	467,849	0	0	0	0	6,815	474,664
519200	FICA Contribution	453,828	0	0	0	0	8,020	461,848
519300	Health Insurance Contribution	1,091,742	0	0	0	0	35,480	1,127,222
519400	Life Insurance Contribution	10,635	0	0	0	0	189	10,824
	SUBTOTAL BENEFITS	**2,024,054**	**0**	**0**	**0**	**0**	**50,504**	**2,074,558**
	TOTAL PERSONAL SERVICES	**7,962,828**	**0**	**0**	**0**	**0**	**155,337**	**8,118,165**
521000	Operating Expense	307,222	0	0	0	0	8,400	315,622
540000	Travel	66,753	0	0	0	0	0	66,753
550000	Capital Outlay	11,745	0	0	0	0	0	11,745
	TOTAL NET OPERATING EXPENSES	**385,720**	**0**	**0**	**0**	**0**	**8,400**	**394,120**
	SUB PROGRAM TOTAL	**8,348,548**	**0**	**0**	**0**	**0**	**163,737**	**8,512,285**

EXPENDITURE SUMMARY
2021-2022 GENERAL OPERATING BUDGET
UNIVERSITY OF NEBRASKA AT KEARNEY

SUBPROGRAM #/NAME 12 College of Graduate Studies

		UNRESTRICTED	DESIGNATED AND/OR RESTRICTED					
ACCOUNT	**DESCRIPTION**	**STATE AND UNIVERSITY GENERATED**	**CASH**	**REVOLVING**	**FEDERAL**	**AUXILIARIES AND SERVICES**	**TRUST**	**TOTAL**
	Assistant Professor	20,380	0	0	0	0	0	20,380
	SUBTOTAL FACULTY	**20,380**	**0**	**0**	**0**	**0**	**0**	**20,380**
512100	Other Administrators	374,894	0	0	0	0	0	374,894
513000	Managerial/Professional	193,745	0	44,802	0	0	0	238,547
514000	Clerical/Technical/Service	101,410	0	0	0	0	0	101,410
515000	Other Academic	558,030	0	0	0	0	0	558,030
516000	Student Wages	3,318	0	6,273	0	0	0	9,591
	SUBTOTAL NONFACULTY	**1,231,397**	**0**	**51,075**	**0**	**0**	**0**	**1,282,472**
	SUBTOTAL SALARIES & WAGES	**1,251,777**	**0**	**51,075**	**0**	**0**	**0**	**1,302,852**
519100	Retirement Contribution	53,568	0	0	0	0	0	53,568
519200	FICA Contribution	51,262	0	0	0	0	0	51,262
519300	Health Insurance Contribution	109,911	0	0	0	0	0	109,911
519400	Life Insurance Contribution	1,108	0	0	0	0	0	1,108
	SUBTOTAL BENEFITS	**215,849**	**0**	**0**	**0**	**0**	**0**	**215,849**
	TOTAL PERSONAL SERVICES	**1,467,626**	**0**	**51,075**	**0**	**0**	**0**	**1,518,701**
521000	Operating Expense	163,615	0	63,925	0	0	0	227,540
540000	Travel	16,016	0	0	0	0	0	16,016
560000	Government Aid	0	0	110,000	0	0	0	110,000
	TOTAL NET OPERATING EXPENSES	**179,631**	**0**	**173,925**	**0**	**0**	**0**	**353,556**
	SUB PROGRAM TOTAL	**1,647,257**	**0**	**225,000**	**0**	**0**	**0**	**1,872,257**

EXPENDITURE SUMMARY
2021-2022 GENERAL OPERATING BUDGET
UNIVERSITY OF NEBRASKA AT KEARNEY

SUBPROGRAM #/NAME 16 University Libraries

		UNRESTRICTED	DESIGNATED AND/OR RESTRICTED					
ACCOUNT	**DESCRIPTION**	**STATE AND UNIVERSITY GENERATED**	**CASH**	**REVOLVING**	**FEDERAL**	**AUXILIARIES AND SERVICES**	**TRUST**	**TOTAL**
	Associate Professor	164,904	0	0	0	0	0	164,904
	Assistant Professor	418,286	0	0	0	0	0	418,286
	Other	6,020	0	0	0	0	0	6,020
	SUBTOTAL FACULTY	**589,210**	**0**	**0**	**0**	**0**	**0**	**589,210**
512100	Other Administrators	155,726	0	0	0	0	0	155,726
513000	Managerial/Professional	410,781	0	0	0	0	0	410,781
514000	Clerical/Technical/Service	275,866	0	0	0	0	0	275,866
516000	Student Wages	75,582	0	0	0	0	0	75,582
	SUBTOTAL NONFACULTY	**917,955**	**0**	**0**	**0**	**0**	**0**	**917,955**
	SUBTOTAL SALARIES & WAGES	**1,507,165**	**0**	**0**	**0**	**0**	**0**	**1,507,165**
519100	Retirement Contribution	106,887	0	0	0	0	0	106,887
519200	FICA Contribution	109,516	0	0	0	0	0	109,516
519300	Health Insurance Contribution	243,549	0	0	0	0	0	243,549
519400	Life Insurance Contribution	2,542	0	0	0	0	0	2,542
	SUBTOTAL BENEFITS	**462,494**	**0**	**0**	**0**	**0**	**0**	**462,494**
	TOTAL PERSONAL SERVICES	**1,969,659**	**0**	**0**	**0**	**0**	**0**	**1,969,659**
521000	Operating Expense	0	0	940,000	0	0	0	940,000
550000	Capital Outlay	625,935	0	0	0	0	0	625,935
	TOTAL NET OPERATING EXPENSES	**625,935**	**0**	**940,000**	**0**	**0**	**0**	**1,565,935**
	SUB PROGRAM TOTAL	**2,595,594**	**0**	**940,000**	**0**	**0**	**0**	**3,535,594**

EXPENDITURE SUMMARY
2021-2022 GENERAL OPERATING BUDGET
UNIVERSITY OF NEBRASKA AT KEARNEY

SUBPROGRAM #/NAME 21 Summer Sessions

		UNRESTRICTED	DESIGNATED AND/OR RESTRICTED					
ACCOUNT	**DESCRIPTION**	**STATE AND UNIVERSITY GENERATED**	**CASH**	**REVOLVING**	**FEDERAL**	**AUXILIARIES AND SERVICES**	**TRUST**	**TOTAL**
	Other	1,232,455	0	0	0	0	0	1,232,455
	SUBTOTAL FACULTY	**1,232,455**	**0**	**0**	**0**	**0**	**0**	**1,232,455**
	SUBTOTAL SALARIES & WAGES	**1,232,455**	**0**	**0**	**0**	**0**	**0**	**1,232,455**
519100	Retirement Contribution	98,596	0	0	0	0	0	98,596
519200	FICA Contribution	94,283	0	0	0	0	0	94,283
519400	Life Insurance Contribution	2,218	0	0	0	0	0	2,218
	SUBTOTAL BENEFITS	**195,097**	**0**	**0**	**0**	**0**	**0**	**195,097**
	TOTAL PERSONAL SERVICES	**1,427,552**	**0**	**0**	**0**	**0**	**0**	**1,427,552**
	SUB PROGRAM TOTAL	**1,427,552**	**0**	**0**	**0**	**0**	**0**	**1,427,552**

EXPENDITURE SUMMARY
2021-2022 GENERAL OPERATING BUDGET
UNIVERSITY OF NEBRASKA AT KEARNEY

SUBPROGRAM #/NAME 22 Other Instruction or Research

		UNRESTRICTED	DESIGNATED AND/OR RESTRICTED					
ACCOUNT	**DESCRIPTION**	**STATE AND UNIVERSITY GENERATED**	**CASH**	**REVOLVING**	**FEDERAL**	**AUXILIARIES AND SERVICES**	**TRUST**	**TOTAL**
	Other	14,253	0	0	0	0	0	14,253
	SUBTOTAL FACULTY	**14,253**	**0**	**0**	**0**	**0**	**0**	**14,253**
512100	Other Administrators	182,774	0	0	0	0	0	182,774
513000	Managerial/Professional	333,323	0	0	0	0	327,695	661,018
514000	Clerical/Technical/Service	23,751	0	0	0	0	39,851	63,602
516000	Student Wages	15,923	0	0	0	0	0	15,923
517000	Supplemental Salaries & Wages	0	0	400,000	0	0	0	400,000
	SUBTOTAL NONFACULTY	**555,771**	**0**	**400,000**	**0**	**0**	**367,546**	**1,323,317**
	SUBTOTAL SALARIES & WAGES	**570,024**	**0**	**400,000**	**0**	**0**	**367,546**	**1,337,570**
519100	Retirement Contribution	43,181	0	0	0	0	29,403	72,584
519200	FICA Contribution	42,388	0	0	0	0	28,117	70,505
519300	Health Insurance Contribution	97,389	0	0	0	0	91,668	189,057
519400	Life Insurance Contribution	998	0	0	0	0	661	1,659
	SUBTOTAL BENEFITS	**183,956**	**0**	**0**	**0**	**0**	**149,849**	**333,805**
	TOTAL PERSONAL SERVICES	**753,980**	**0**	**400,000**	**0**	**0**	**517,395**	**1,671,375**
521000	Operating Expense	99,470	0	200,000	0	0	500,000	799,470
540000	Travel	21,691	0	0	0	0	0	21,691
550000	Capital Outlay	38,313	0	0	0	0	0	38,313
560000	Government Aid	3,060	0	0	0	0	0	3,060
	TOTAL NET OPERATING EXPENSES	**162,534**	**0**	**200,000**	**0**	**0**	**500,000**	**862,534**
	SUB PROGRAM TOTAL	**916,514**	**0**	**600,000**	**0**	**0**	**1,017,395**	**2,533,909**

EXPENDITURE SUMMARY
2021-2022 GENERAL OPERATING BUDGET
UNIVERSITY OF NEBRASKA AT KEARNEY

SUBPROGRAM #/NAME 23 Student Aid

		UNRESTRICTED	DESIGNATED AND/OR RESTRICTED					
ACCOUNT	**DESCRIPTION**	**STATE AND UNIVERSITY GENERATED**	**CASH**	**REVOLVING**	**FEDERAL**	**AUXILIARIES AND SERVICES**	**TRUST**	**TOTAL**
513000	Managerial/Professional	0	0	0	15,726	0	0	15,726
	SUBTOTAL NONFACULTY	**0**	**0**	**0**	**15,726**	**0**	**0**	**15,726**
	SUBTOTAL SALARIES & WAGES	**0**	**0**	**0**	**15,726**	**0**	**0**	**15,726**
519100	Retirement Contribution	0	0	0	1,258	0	0	1,258
519200	FICA Contribution	0	0	0	1,203	0	0	1,203
519300	Health Insurance Contribution	0	0	0	1,749	0	0	1,749
519400	Life Insurance Contribution	0	0	0	28	0	0	28
	SUBTOTAL BENEFITS	**0**	**0**	**0**	**4,238**	**0**	**0**	**4,238**
	TOTAL PERSONAL SERVICES	**0**	**0**	**0**	**19,964**	**0**	**0**	**19,964**
521000	Operating Expense	2,830,000	0	0	0	0	0	2,830,000
560000	Government Aid	70,000	0	25,000	0	0	0	95,000
	TOTAL NET OPERATING EXPENSES	**2,900,000**	**0**	**25,000**	**0**	**0**	**0**	**2,925,000**
	SUB PROGRAM TOTAL	**2,900,000**	**0**	**25,000**	**19,964**	**0**	**0**	**2,944,964**

EXPENDITURE SUMMARY
2021-2022 GENERAL OPERATING BUDGET
UNIVERSITY OF NEBRASKA AT KEARNEY

SUBPROGRAM #/NAME 24 International Programs

		UNRESTRICTED	DESIGNATED AND/OR RESTRICTED					
ACCOUNT	**DESCRIPTION**	**STATE AND UNIVERSITY GENERATED**	**CASH**	**REVOLVING**	**FEDERAL**	**AUXILIARIES AND SERVICES**	**TRUST**	**TOTAL**
512100	Other Administrators	152,250	0	0	0	0	0	152,250
513000	Managerial/Professional	254,031	0	0	0	0	0	254,031
514000	Clerical/Technical/Service	16,476	0	0	0	0	0	16,476
	SUBTOTAL NONFACULTY	**422,757**	**0**	**0**	**0**	**0**	**0**	**422,757**
	SUBTOTAL SALARIES & WAGES	**422,757**	**0**	**0**	**0**	**0**	**0**	**422,757**
519100	Retirement Contribution	29,684	0	0	0	0	0	29,684
519200	FICA Contribution	32,341	0	0	0	0	0	32,341
519300	Health Insurance Contribution	89,660	0	0	0	0	0	89,660
519400	Life Insurance Contribution	757	0	0	0	0	0	757
	SUBTOTAL BENEFITS	**152,442**	**0**	**0**	**0**	**0**	**0**	**152,442**
	TOTAL PERSONAL SERVICES	**575,199**	**0**	**0**	**0**	**0**	**0**	**575,199**
521000	Operating Expense	12,117	0	0	0	0	0	12,117
540000	Travel	2,650	0	0	0	0	0	2,650
	TOTAL NET OPERATING EXPENSES	**14,767**	**0**	**0**	**0**	**0**	**0**	**14,767**
	SUB PROGRAM TOTAL	**589,966**	**0**	**0**	**0**	**0**	**0**	**589,966**

EXPENDITURE SUMMARY
2021-2022 GENERAL OPERATING BUDGET
UNIVERSITY OF NEBRASKA AT KEARNEY

SUBPROGRAM #/NAME 26 Continuing Studies and Public Services

		UNRESTRICTED	DESIGNATED AND/OR RESTRICTED					
ACCOUNT	**DESCRIPTION**	**STATE AND UNIVERSITY GENERATED**	**CASH**	**REVOLVING**	**FEDERAL**	**AUXILIARIES AND SERVICES**	**TRUST**	**TOTAL**
	Other	99,079	0	0	0	0	0	99,079
	SUBTOTAL FACULTY	**99,079**	**0**	**0**	**0**	**0**	**0**	**99,079**
514000	Clerical/Technical/Service	95,182	0	0	0	0	0	95,182
	SUBTOTAL NONFACULTY	**95,182**	**0**	**0**	**0**	**0**	**0**	**95,182**
	SUBTOTAL SALARIES & WAGES	**194,261**	**0**	**0**	**0**	**0**	**0**	**194,261**
519100	Retirement Contribution	15,541	0	0	0	0	0	15,541
519200	FICA Contribution	14,861	0	0	0	0	0	14,861
519400	Life Insurance Contribution	350	0	0	0	0	0	350
	SUBTOTAL BENEFITS	**30,752**	**0**	**0**	**0**	**0**	**0**	**30,752**
	TOTAL PERSONAL SERVICES	**225,013**	**0**	**0**	**0**	**0**	**0**	**225,013**
521000	Operating Expense	40,126	0	0	0	0	0	40,126
	TOTAL NET OPERATING EXPENSES	**40,126**	**0**	**0**	**0**	**0**	**0**	**40,126**
	SUB PROGRAM TOTAL	**265,139**	**0**	**0**	**0**	**0**	**0**	**265,139**

EXPENDITURE SUMMARY
2021-2022 GENERAL OPERATING BUDGET
UNIVERSITY OF NEBRASKA AT KEARNEY

SUBPROGRAM #/NAME 28 Museums and Art Gallery

		UNRESTRICTED	DESIGNATED AND/OR RESTRICTED					
ACCOUNT	DESCRIPTION	STATE AND UNIVERSITY GENERATED	CASH	REVOLVING	FEDERAL	AUXILIARIES AND SERVICES	TRUST	TOTAL
513000	Managerial/Professional	31,247	0	0	0	0	16,114	47,361
516000	Student Wages	6,543	0	0	0	0	0	6,543
	SUBTOTAL NONFACULTY	**37,790**	**0**	**0**	**0**	**0**	**16,114**	**53,904**
	SUBTOTAL SALARIES & WAGES	**37,790**	**0**	**0**	**0**	**0**	**16,114**	**53,904**
519100	Retirement Contribution	2,500	0	0	0	0	1,289	3,789
519200	FICA Contribution	2,390	0	0	0	0	1,233	3,623
519300	Health Insurance Contribution	8,273	0	0	0	0	4,583	12,856
519400	Life Insurance Contribution	56	0	0	0	0	29	85
	SUBTOTAL BENEFITS	**13,219**	**0**	**0**	**0**	**0**	**7,134**	**20,353**
	TOTAL PERSONAL SERVICES	**51,009**	**0**	**0**	**0**	**0**	**23,248**	**74,257**
521000	Operating Expense	347,379	0	0	0	0	0	347,379
	TOTAL NET OPERATING EXPENSES	**347,379**	**0**	**0**	**0**	**0**	**0**	**347,379**
	SUB PROGRAM TOTAL	**398,388**	**0**	**0**	**0**	**0**	**23,248**	**421,636**

EXPENDITURE SUMMARY
2021-2022 GENERAL OPERATING BUDGET
UNIVERSITY OF NEBRASKA AT KEARNEY

SUBPROGRAM #/NAME 29 Academic Computing Support

		UNRESTRICTED	DESIGNATED AND/OR RESTRICTED					
ACCOUNT	**DESCRIPTION**	**STATE AND UNIVERSITY GENERATED**	**CASH**	**REVOLVING**	**FEDERAL**	**AUXILIARIES AND SERVICES**	**TRUST**	**TOTAL**
513000	Managerial/Professional	0	0	0	0	18,162	0	18,162
	SUBTOTAL NONFACULTY	**0**	**0**	**0**	**0**	**18,162**	**0**	**18,162**
	SUBTOTAL SALARIES & WAGES	**0**	**0**	**0**	**0**	**18,162**	**0**	**18,162**
519100	Retirement Contribution	0	0	0	0	1,181	0	1,181
519200	FICA Contribution	0	0	0	0	1,389	0	1,389
519300	Health Insurance Contribution	0	0	0	0	4,462	0	4,462
519400	Life Insurance Contribution	0	0	0	0	33	0	33
	SUBTOTAL BENEFITS	**0**	**0**	**0**	**0**	**7,065**	**0**	**7,065**
	TOTAL PERSONAL SERVICES	**0**	**0**	**0**	**0**	**25,227**	**0**	**25,227**
521000	Operating Expense	0	0	-293,090	0	217,909	0	-75,181
530000	Supplies & Materials	0	0	890,600	0	0	0	890,600
	TOTAL NET OPERATING EXPENSES	**0**	**0**	**597,510**	**0**	**217,909**	**0**	**815,419**
	SUB PROGRAM TOTAL	**0**	**0**	**597,510**	**0**	**243,136**	**0**	**840,646**

EXPENDITURE SUMMARY
2021-2022 GENERAL OPERATING BUDGET
UNIVERSITY OF NEBRASKA AT KEARNEY

SUBPROGRAM #/NAME 32 1000532/32

		UNRESTRICTED	DESIGNATED AND/OR RESTRICTED					
ACCOUNT	DESCRIPTION	STATE AND UNIVERSITY GENERATED	CASH	REVOLVING	FEDERAL	AUXILIARIES AND SERVICES	TRUST	TOTAL
	SUBTOTAL FACULTY	0	0	0	0	0	0	0
	SUBTOTAL NONFACULTY	0	0	0	0	0	0	0
	SUBTOTAL SALARIES & WAGES	0	0	0	0	0	0	0
	TOTAL PERSONAL SERVICES	0	0	0	0	0	0	0
	SUB PROGRAM TOTAL	0	0	0	0	0	0	0

EXPENDITURE SUMMARY
2021-2022 GENERAL OPERATING BUDGET
UNIVERSITY OF NEBRASKA AT KEARNEY

SUBPROGRAM #/NAME 33 Physical Plant Administration

		UNRESTRICTED	DESIGNATED AND/OR RESTRICTED					
ACCOUNT	**DESCRIPTION**	**STATE AND UNIVERSITY GENERATED**	**CASH**	**REVOLVING**	**FEDERAL**	**AUXILIARIES AND SERVICES**	**TRUST**	**TOTAL**
512100	Other Administrators	79,243	0	0	0	50,380	0	129,623
513000	Managerial/Professional	227,316	0	0	0	59,741	0	287,057
514000	Clerical/Technical/Service	2,528,614	0	0	0	1,078,466	0	3,607,080
516000	Student Wages	38,340	0	0	0	43,333	0	81,673
517000	Supplemental Salaries & Wages	0	0	2,052	0	69,399	0	71,451
	SUBTOTAL NONFACULTY	**2,873,513**	**0**	**2,052**	**0**	**1,301,319**	**0**	**4,176,884**
	SUBTOTAL SALARIES & WAGES	**2,873,513**	**0**	**2,052**	**0**	**1,301,319**	**0**	**4,176,884**
519100	Retirement Contribution	171,374	0	0	0	80,286	0	251,660
519200	FICA Contribution	216,892	0	0	0	90,926	0	307,818
519300	Health Insurance Contribution	791,978	0	0	0	276,617	0	1,068,595
519400	Life Insurance Contribution	5,104	0	0	0	2,139	0	7,243
	SUBTOTAL BENEFITS	**1,185,348**	**0**	**0**	**0**	**449,968**	**0**	**1,635,316**
	TOTAL PERSONAL SERVICES	**4,058,861**	**0**	**2,052**	**0**	**1,751,287**	**0**	**5,812,200**
521000	Operating Expense	1,399,553	0	47,791	0	578,985	0	2,026,329
529000	Utilities	2,879,769	0	0	0	1,344,654	0	4,224,423
540000	Travel	9,500	0	0	0	3,750	0	13,250
	TOTAL NET OPERATING EXPENSES	**4,288,822**	**0**	**47,791**	**0**	**1,927,389**	**0**	**6,264,002**
	SUB PROGRAM TOTAL	**8,347,683**	**0**	**49,843**	**0**	**3,678,676**	**0**	**12,076,202**

EXPENDITURE SUMMARY
2021-2022 GENERAL OPERATING BUDGET
UNIVERSITY OF NEBRASKA AT KEARNEY

SUBPROGRAM #/NAME 35 College of Arts & Sciences

		UNRESTRICTED	DESIGNATED AND/OR RESTRICTED					
ACCOUNT	**DESCRIPTION**	**STATE AND UNIVERSITY GENERATED**	**CASH**	**REVOLVING**	**FEDERAL**	**AUXILIARIES AND SERVICES**	**TRUST**	**TOTAL**
511000 FACULTY								
	Professor	5,140,575	0	0	0	0	3,459	5,144,034
	Associate Professor	3,477,885	0	0	0	0	0	3,477,885
	Assistant Professor	2,107,199	0	0	0	0	0	2,107,199
	Other	1,125,541	0	0	0	0	0	1,125,541
	SUBTOTAL FACULTY	**11,851,200**	**0**	**0**	**0**	**0**	**3,459**	**11,854,659**
512100	Other Administrators	248,756	0	0	0	0	0	248,756
512000	Chairpersons	570,883	0	0	0	0	0	570,883
513000	Managerial/Professional	356,080	0	0	0	0	53,705	409,785
514000	Clerical/Technical/Service	573,909	0	0	0	0	2,440	576,349
515000	Other Academic	11,151	0	0	0	0	0	11,151
516000	Student Wages	162,916	0	0	0	0	0	162,916
	SUBTOTAL NONFACULTY	**1,923,695**	**0**	**0**	**0**	**0**	**56,145**	**1,979,840**
	SUBTOTAL SALARIES & WAGES	**13,774,895**	**0**	**0**	**0**	**0**	**59,604**	**13,834,499**
519100	Retirement Contribution	1,074,219	0	0	0	0	4,769	1,078,988
519200	FICA Contribution	1,048,531	0	0	0	0	4,560	1,053,091
519300	Health Insurance Contribution	2,495,459	0	0	0	0	6,319	2,501,778
519400	Life Insurance Contribution	24,619	0	0	0	0	101	24,720
	SUBTOTAL BENEFITS	**4,642,828**	**0**	**0**	**0**	**0**	**15,749**	**4,658,577**
	TOTAL PERSONAL SERVICES	**18,417,723**	**0**	**0**	**0**	**0**	**75,353**	**18,493,076**
521000	Operating Expense	760,087	0	0	0	0	33,000	793,087
540000	Travel	70,645	0	0	0	0	0	70,645
550000	Capital Outlay	103,264	0	0	0	0	0	103,264
560000	Government Aid	1,879	0	0	0	0	0	1,879
	TOTAL NET OPERATING EXPENSES	**935,875**	**0**	**0**	**0**	**0**	**33,000**	**968,875**
	SUB PROGRAM TOTAL	**19,353,598**	**0**	**0**	**0**	**0**	**108,353**	**19,461,951**

EXPENDITURE SUMMARY
2021-2022 GENERAL OPERATING BUDGET
UNIVERSITY OF NEBRASKA AT KEARNEY

SUBPROGRAM #/NAME 41 Executive Administration

		UNRESTRICTED	DESIGNATED AND/OR RESTRICTED					
ACCOUNT	**DESCRIPTION**	**STATE AND UNIVERSITY GENERATED**	**CASH**	**REVOLVING**	**FEDERAL**	**AUXILIARIES AND SERVICES**	**TRUST**	**TOTAL**
	Other	4,278	0	0	0	0	0	4,278
	SUBTOTAL FACULTY	**4,278**	**0**	**0**	**0**	**0**	**0**	**4,278**
512100	Other Administrators	454,001	0	0	0	0	39,942	493,943
513000	Managerial/Professional	77,648	0	0	0	0	0	77,648
514000	Clerical/Technical/Service	39,585	0	0	0	0	0	39,585
	SUBTOTAL NONFACULTY	**571,234**	**0**	**0**	**0**	**0**	**39,942**	**611,176**
	SUBTOTAL SALARIES & WAGES	**575,512**	**0**	**0**	**0**	**0**	**39,942**	**615,454**
519100	Retirement Contribution	45,081	0	0	0	0	0	45,081
519200	FICA Contribution	33,978	0	0	0	0	1,526	35,504
519300	Health Insurance Contribution	36,397	0	0	0	0	0	36,397
519400	Life Insurance Contribution	651	0	0	0	0	0	651
	SUBTOTAL BENEFITS	**116,107**	**0**	**0**	**0**	**0**	**1,526**	**117,633**
	TOTAL PERSONAL SERVICES	**691,619**	**0**	**0**	**0**	**0**	**41,468**	**733,087**
521000	Operating Expense	49,777	0	0	0	0	0	49,777
540000	Travel	7,230	0	0	0	0	0	7,230
550000	Capital Outlay	2,193	0	0	0	0	0	2,193
	TOTAL NET OPERATING EXPENSES	**59,200**	**0**	**0**	**0**	**0**	**0**	**59,200**
	SUB PROGRAM TOTAL	**750,819**	**0**	**0**	**0**	**0**	**41,468**	**792,287**

EXPENDITURE SUMMARY
2021-2022 GENERAL OPERATING BUDGET
UNIVERSITY OF NEBRASKA AT KEARNEY

SUBPROGRAM #/NAME 42 Student Affairs

		UNRESTRICTED	DESIGNATED AND/OR RESTRICTED					
ACCOUNT	**DESCRIPTION**	**STATE AND UNIVERSITY GENERATED**	**CASH**	**REVOLVING**	**FEDERAL**	**AUXILIARIES AND SERVICES**	**TRUST**	**TOTAL**
512100	Other Administrators	671,676	0	0	0	229,278	0	900,954
513000	Managerial/Professional	1,550,551	0	0	134,314	698,538	0	2,383,403
514000	Clerical/Technical/Service	583,989	0	0	56,229	85,487	0	725,705
515000	Other Academic	0	0	0	0	22,513	0	22,513
516000	Student Wages	79,138	0	149,252	0	118,335	0	346,725
517000	Supplemental Salaries & Wages	0	0	0	0	800,453	0	800,453
	SUBTOTAL NONFACULTY	**2,885,354**	**0**	**149,252**	**190,543**	**1,954,604**	**0**	**5,179,753**
	SUBTOTAL SALARIES & WAGES	**2,885,354**	**0**	**149,252**	**190,543**	**1,954,604**	**0**	**5,179,753**
519100	Retirement Contribution	199,544	0	0	14,707	74,262	0	288,513
519200	FICA Contribution	213,462	0	0	14,577	77,518	0	305,557
519300	Health Insurance Contribution	718,815	0	0	53,233	231,282	0	1,003,330
519400	Life Insurance Contribution	4,974	0	0	343	1,823	0	7,140
	SUBTOTAL BENEFITS	**1,136,795**	**0**	**0**	**82,860**	**384,885**	**0**	**1,604,540**
	TOTAL PERSONAL SERVICES	**4,022,149**	**0**	**149,252**	**273,403**	**2,339,489**	**0**	**6,784,293**
521000	Operating Expense	348,922	0	100	0	4,562,225	0	4,911,247
540000	Travel	43,135	0	0	0	5,000	0	48,135
560000	Government Aid	0	0	0	0	11,500	0	11,500
	TOTAL NET OPERATING EXPENSES	**392,057**	**0**	**100**	**0**	**4,578,725**	**0**	**4,970,882**
	SUB PROGRAM TOTAL	**4,414,206**	**0**	**149,352**	**273,403**	**6,918,214**	**0**	**11,755,175**

EXPENDITURE SUMMARY
2021-2022 GENERAL OPERATING BUDGET
UNIVERSITY OF NEBRASKA AT KEARNEY

SUBPROGRAM #/NAME 43 Business and Finance

		UNRESTRICTED	DESIGNATED AND/OR RESTRICTED					
ACCOUNT	**DESCRIPTION**	**STATE AND UNIVERSITY GENERATED**	**CASH**	**REVOLVING**	**FEDERAL**	**AUXILIARIES AND SERVICES**	**TRUST**	**TOTAL**
512100	Other Administrators	392,877	0	0	0	338,165	0	731,042
513000	Managerial/Professional	564,246	0	0	0	276,720	28,391	869,357
514000	Clerical/Technical/Service	422,580	0	0	0	361,916	0	784,496
516000	Student Wages	9,873	0	0	0	32,362	0	42,235
517000	Supplemental Salaries & Wages	0	0	0	0	5,095	0	5,095
	SUBTOTAL NONFACULTY	**1,389,576**	**0**	**0**	**0**	**1,014,258**	**28,391**	**2,432,225**
	SUBTOTAL SALARIES & WAGES	**1,389,576**	**0**	**0**	**0**	**1,014,258**	**28,391**	**2,432,225**
519100	Retirement Contribution	105,330	0	0	0	71,441	2,271	179,042
519200	FICA Contribution	104,791	0	0	0	74,725	2,172	181,688
519300	Health Insurance Contribution	213,849	0	0	0	179,368	8,876	402,093
519400	Life Insurance Contribution	2,420	0	0	0	1,760	51	4,231
519800	Workers Compensation	0	0	0	0	0	16,324	16,324
	SUBTOTAL BENEFITS	**426,390**	**0**	**0**	**0**	**327,294**	**29,694**	**783,378**
	TOTAL PERSONAL SERVICES	**1,815,966**	**0**	**0**	**0**	**1,341,552**	**58,085**	**3,215,603**
521000	Operating Expense	320,030	0	0	0	418,481	0	738,511
540000	Travel	9,950	0	0	0	9,138	0	19,088
550000	Capital Outlay	0	0	0	0	6,816	0	6,816
	TOTAL NET OPERATING EXPENSES	**329,980**	**0**	**0**	**0**	**434,435**	**0**	**764,415**
	SUB PROGRAM TOTAL	**2,145,946**	**0**	**0**	**0**	**1,775,987**	**58,085**	**3,980,018**

EXPENDITURE SUMMARY
2021-2022 GENERAL OPERATING BUDGET
UNIVERSITY OF NEBRASKA AT KEARNEY

SUBPROGRAM #/NAME 44 General Expense

		UNRESTRICTED	DESIGNATED AND/OR RESTRICTED					
ACCOUNT	**DESCRIPTION**	**STATE AND UNIVERSITY GENERATED**	**CASH**	**REVOLVING**	**FEDERAL**	**AUXILIARIES AND SERVICES**	**TRUST**	**TOTAL**
512100	Other Administrators	186,828	0	0	0	24,520	0	211,348
513000	Managerial/Professional	569,319	0	0	0	27,962	0	597,281
514000	Clerical/Technical/Service	54,838	0	0	0	0	0	54,838
516000	Student Wages	288	0	0	0	0	0	288
517000	Supplemental Salaries & Wages	5,855	0	0	0	0	0	5,855
	SUBTOTAL NONFACULTY	**817,128**	**0**	**0**	**0**	**52,482**	**0**	**869,610**
	SUBTOTAL SALARIES & WAGES	**817,128**	**0**	**0**	**0**	**52,482**	**0**	**869,610**
519100	Retirement Contribution	58,089	0	0	0	4,199	0	62,288
519200	FICA Contribution	62,041	0	0	0	4,015	0	66,056
519300	Health Insurance Contribution	128,235	0	0	0	8,297	0	136,532
519400	Life Insurance Contribution	1,460	0	0	0	94	0	1,554
519700	Unemployment Compensation	46,000	0	0	0	5,000	0	51,000
519800	Workers Compensation	164,939	0	13,716	0	25,921	0	204,576
	SUBTOTAL BENEFITS	**460,764**	**0**	**13,716**	**0**	**47,526**	**0**	**522,006**
	TOTAL PERSONAL SERVICES	**1,277,892**	**0**	**13,716**	**0**	**100,008**	**0**	**1,391,616**
521000	Operating Expense	1,123,165	0	1,000	0	7,262,623	0	8,386,788
540000	Travel	8,156	0	0	0	0	0	8,156
550000	Capital Outlay	300	0	0	0	0	0	300
	TOTAL NET OPERATING EXPENSES	**1,131,621**	**0**	**1,000**	**0**	**7,262,623**	**0**	**8,395,244**
	SUB PROGRAM TOTAL	**2,409,513**	**0**	**14,716**	**0**	**7,362,631**	**0**	**9,786,860**

EXPENDITURE SUMMARY
2021-2022 GENERAL OPERATING BUDGET
UNIVERSITY OF NEBRASKA AT KEARNEY

SUBPROGRAM #/NAME 74 Agency Funds

		UNRESTRICTED	DESIGNATED AND/OR RESTRICTED					
ACCOUNT	**DESCRIPTION**	**STATE AND UNIVERSITY GENERATED**	**CASH**	**REVOLVING**	**FEDERAL**	**AUXILIARIES AND SERVICES**	**TRUST**	**TOTAL**
560000	Government Aid	0	0	0	23,290,000	0	0	23,290,000
	TOTAL NET OPERATING EXPENSES	**0**	**0**	**0**	**23,290,000**	**0**	**0**	**23,290,000**
	SUB PROGRAM TOTAL	**0**	**0**	**0**	**23,290,000**	**0**	**0**	**23,290,000**

EXPENDITURE SUMMARY
2021-2022 GENERAL OPERATING BUDGET
UNIVERSITY OF NEBRASKA AT KEARNEY

SUBPROGRAM #/NAME 77 Intercollegiate Athletics

		UNRESTRICTED	DESIGNATED AND/OR RESTRICTED					
ACCOUNT	DESCRIPTION	STATE AND UNIVERSITY GENERATED	CASH	REVOLVING	FEDERAL	AUXILIARIES AND SERVICES	TRUST	TOTAL
512100	Other Administrators	836,294	0	0	0	0	0	836,294
513000	Managerial/Professional	1,076,915	0	0	0	90,541	0	1,167,456
514000	Clerical/Technical/Service	76,580	0	0	0	0	0	76,580
515000	Other Academic	66,906	0	0	0	0	0	66,906
	SUBTOTAL NONFACULTY	**2,056,695**	**0**	**0**	**0**	**90,541**	**0**	**2,147,236**
	SUBTOTAL SALARIES & WAGES	**2,056,695**	**0**	**0**	**0**	**90,541**	**0**	**2,147,236**
519100	Retirement Contribution	159,183	0	0	0	6,558	0	165,741
519200	FICA Contribution	152,219	0	0	0	6,926	0	159,145
519300	Health Insurance Contribution	618,149	0	0	0	25,037	0	643,186
519400	Life Insurance Contribution	3,582	0	0	0	163	0	3,745
	SUBTOTAL BENEFITS	**933,133**	**0**	**0**	**0**	**38,684**	**0**	**971,817**
	TOTAL PERSONAL SERVICES	**2,989,828**	**0**	**0**	**0**	**129,225**	**0**	**3,119,053**
521000	Operating Expense	-173,349	0	0	0	438,450	0	265,101
550000	Capital Outlay	100,000	0	0	0	0	0	100,000
	TOTAL NET OPERATING EXPENSES	**-73,349**	**0**	**0**	**0**	**438,450**	**0**	**365,101**
	SUB PROGRAM TOTAL	**2,916,479**	**0**	**0**	**0**	**567,675**	**0**	**3,484,154**

EXPENDITURE SUMMARY
2021-2022 GENERAL OPERATING BUDGET
UNIVERSITY OF NEBRASKA AT KEARNEY

SUBPROGRAM #/NAME 98 Company Balance Sheets

		UNRESTRICTED	DESIGNATED AND/OR RESTRICTED					
ACCOUNT	**DESCRIPTION**	**STATE AND UNIVERSITY GENERATED**	**CASH**	**REVOLVING**	**FEDERAL**	**AUXILIARIES AND SERVICES**	**TRUST**	**TOTAL**
512100	Other Administrators	0	0	0	0	118,450	0	118,450
513000	Managerial/Professional	0	0	0	0	167,374	0	167,374
514000	Clerical/Technical/Service	0	0	0	0	59,884	0	59,884
	SUBTOTAL NONFACULTY	**0**	**0**	**0**	**0**	**345,708**	**0**	**345,708**
	SUBTOTAL SALARIES & WAGES	**0**	**0**	**0**	**0**	**345,708**	**0**	**345,708**
519100	Retirement Contribution	0	0	0	0	27,657	0	27,657
519200	FICA Contribution	0	0	0	0	26,447	0	26,447
519300	Health Insurance Contribution	0	0	0	0	53,247	0	53,247
519400	Life Insurance Contribution	0	0	0	0	622	0	622
	SUBTOTAL BENEFITS	**0**	**0**	**0**	**0**	**107,973**	**0**	**107,973**
	TOTAL PERSONAL SERVICES	**0**	**0**	**0**	**0**	**453,681**	**0**	**453,681**
	SUB PROGRAM TOTAL	**0**	**0**	**0**	**0**	**453,681**	**0**	**453,681**

EXPENDITURE SUMMARY
2021-2022 GENERAL OPERATING BUDGET
UNIVERSITY OF NEBRASKA AT KEARNEY

SUBPROGRAM #/NAME 99 Income Activity

		UNRESTRICTED	DESIGNATED AND/OR RESTRICTED					
ACCOUNT	**DESCRIPTION**	**STATE AND UNIVERSITY GENERATED**	**CASH**	**REVOLVING**	**FEDERAL**	**AUXILIARIES AND SERVICES**	**TRUST**	**TOTAL**
	Other	0	0	0	363,248	0	829,542	1,192,790
	SUBTOTAL FACULTY	**0**	**0**	**0**	**363,248**	**0**	**829,542**	**1,192,790**
516000	Student Wages	0	0	0	308,563	0	134,140	442,703
517000	Supplemental Salaries & Wages	0	0	50	0	0	0	50
	SUBTOTAL NONFACULTY	**0**	**0**	**50**	**308,563**	**0**	**134,140**	**442,753**
	SUBTOTAL SALARIES & WAGES	**0**	**0**	**50**	**671,811**	**0**	**963,682**	**1,635,543**
519100	Retirement Contribution	0	0	0	29,059	0	66,363	95,422
519200	FICA Contribution	0	0	0	27,789	0	63,461	91,250
519300	Health Insurance Contribution	0	0	0	115,323	0	120,645	235,968
519400	Life Insurance Contribution	0	0	0	654	0	1,493	2,147
	SUBTOTAL BENEFITS	**0**	**0**	**0**	**172,825**	**0**	**251,962**	**424,787**
	TOTAL PERSONAL SERVICES	**0**	**0**	**50**	**844,636**	**0**	**1,215,644**	**2,060,330**
521000	Operating Expense	0	0	750,100	996,997	0	901,696	2,648,793
560000	Government Aid	0	0	0	9,575,000	0	10,530,564	20,105,564
	TOTAL NET OPERATING EXPENSES	**0**	**0**	**750,100**	**10,571,997**	**0**	**11,432,260**	**22,754,357**
	SUB PROGRAM TOTAL	**0**	**0**	**750,150**	**11,416,633**	**0**	**12,647,904**	**24,814,687**

EXPENDITURE SUMMARY
2021-2022 GENERAL OPERATING BUDGET
UNIVERSITY OF NEBRASKA CENTRAL ADMINISTRATION
INCLUDING ITS

CAMPUS TOTAL

ACCOUNT	DESCRIPTION	UNRESTRICTED STATE AND UNIVERSITY GENERATED	DESIGNATED AND/OR RESTRICTED CASH	REVOLVING	FEDERAL	AUXILIARIES AND SERVICES	TRUST	TOTAL
511000 FACULTY								
	Professor	60,863	0	0	0	0	0	60,863
	SUBTOTAL FACULTY	**60,863**	**0**	**0**	**0**	**0**	**0**	**60,863**
512100	Other Administrators	8,179,887	0	573,762	172,652	0	742,215	9,668,516
513000	Managerial/Professional	18,929,398	161,829	11,017,890	80,978	173,058	3,094,622	33,457,775
514000	Clerical/Technical/Service	1,871,337	0	1,311,122	82,856	131,759	286,241	3,683,315
516000	Student Wages	190,956	0	745,020	0	91,641	0	1,027,617
517000	Supplemental Salaries & Wages	7,293,043	12,154	20,000	0	0	0	7,325,197
	SUBTOTAL NONFACULTY	**36,464,621**	**173,983**	**13,667,794**	**336,486**	**396,458**	**4,123,078**	**55,162,420**
	SUBTOTAL SALARIES & WAGES	**36,525,484**	**173,983**	**13,667,794**	**336,486**	**396,458**	**4,123,078**	**55,223,283**
519100	Retirement Contribution	2,108,058	12,005	814,891	25,190	23,823	263,622	3,247,589
519200	FICA Contribution	2,046,951	11,657	957,860	19,554	27,289	288,333	3,351,644
519300	Health Insurance Contribution	4,368,866	24,880	2,352,667	55,684	58,045	601,386	7,461,528
519400	Life Insurance Contribution	30,557	174	13,143	332	434	4,121	48,761
519700	Unemployment Compensation	0	0	576	0	0	0	576
519800	Workers Compensation	105,551	0	50,679	1,228	1,605	15,256	174,319
	SUBTOTAL BENEFITS	**8,659,983**	**48,716**	**4,189,816**	**101,988**	**111,196**	**1,172,718**	**14,284,417**
	TOTAL PERSONAL SERVICES	**45,185,467**	**222,699**	**17,857,610**	**438,474**	**507,654**	**5,295,796**	**69,507,700**
521000	Operating Expense	55,115,684	377,301	11,665,169	1,561,526	2,366,955	4,704,204	75,790,839
529000	Utilities	75,000	0	0	0	0	0	75,000
530000	Supplies & Materials	168,285	0	4,816	0	0	0	173,101
540000	Travel	169,749	0	61,875	0	0	0	231,624
550000	Capital Outlay	0	0	110,530	0	0	0	110,530
570000	Cost of Goods Sold	0	0	1,400,000	0	4,725,391	0	6,125,391
	TOTAL NET OPERATING EXPENSES	**55,528,718**	**377,301**	**13,242,390**	**1,561,526**	**7,092,346**	**4,704,204**	**82,506,485**
	CAMPUS TOTAL	**100,714,185**	**600,000**	**31,100,000**	**2,000,000**	**7,600,000**	**10,000,000**	**152,014,185**

REVENUE SUMMARY
2021-2022 GENERAL OPERATING BUDGET
UNIVERSITY OF NEBRASKA CENTRAL ADMINISTRATION
INCLUDING ITS

CAMPUS TOTAL

7/29/21 11:15:25AM

		UNRESTRICTED	DESIGNATED AND/OR RESTRICTED					
ACCOUNT	**DESCRIPTION**	**STATE AND UNIVERSITY GENERATED**	**CASH**	**REVOLVING**	**FEDERAL**	**AUXILIARIES AND SERVICES**	**TRUST**	**TOTAL**
410000	State Appropriation	87,214,185	0	0	0	0	0	87,214,185
TOTAL STATE SUPPORT		**87,214,185**	**0**	**0**	**0**	**0**	**0**	**87,214,185**
460000	Restricted Revenue	0	0	0	2,000,000	0	0	2,000,000
TOTAL FEDERAL FUND		**0**	**0**	**0**	**2,000,000**	**0**	**0**	**2,000,000**
442810	Other Student Fees	0	0	10,112,000	0	0	0	10,112,000
450000	Sales and Services	0	0	20,988,000	0	7,600,000	0	28,588,000
TOTAL REVOLVING FUND		**0**	**0**	**31,100,000**	**0**	**7,600,000**	**0**	**38,700,000**
460000	Restricted Revenue	0	0	0	0	0	10,000,000	10,000,000
TOTAL TRUST FUND		**0**	**0**	**0**	**0**	**0**	**10,000,000**	**10,000,000**
TOTAL GROSS TUITION		**0**	**0**	**0**	**0**	**0**	**0**	**0**
TOTAL TUITION OFFSETS		**0**	**0**	**0**	**0**	**0**	**0**	**0**
SUBTOTAL NET TUITION (CASH)		**0**	**0**	**0**	**0**	**0**	**0**	**0**
SUBTOTAL STUDENT FEES		**0**	**0**	**0**	**0**	**0**	**0**	**0**
450000	Sales and Services	0	600,000	0	0	0	0	600,000
461900	Indirect Costs-Federal	300,000	0	0	0	0	0	300,000
490000	Other Revenues	11,200,000	0	0	0	0	0	11,200,000
490200	Misc Other Income	2,000,000	0	0	0	0	0	2,000,000
SUBTOTAL OTHER CASH		**13,500,000**	**600,000**	**0**	**0**	**0**	**0**	**14,100,000**
TOTAL CASH FUND		**13,500,000**	**600,000**	**0**	**0**	**0**	**0**	**14,100,000**
TOTAL REVENUE		**100,714,185**	**600,000**	**31,100,000**	**2,000,000**	**7,600,000**	**10,000,000**	**152,014,185**

EXPENDITURE SUMMARY
2021-2022 GENERAL OPERATING BUDGET
UNIVERSITY OF NEBRASKA CENTRAL ADMINISTRATION
INCLUDING ITS

SUBPROGRAM #/NAME 29 Information Technology Services

		UNRESTRICTED	DESIGNATED AND/OR RESTRICTED					
ACCOUNT	**DESCRIPTION**	**STATE AND UNIVERSITY GENERATED**	**CASH**	**REVOLVING**	**FEDERAL**	**AUXILIARIES AND SERVICES**	**TRUST**	**TOTAL**
511000 FACULTY								
	Professor	60,863	0	0	0	0	0	60,863
	SUBTOTAL FACULTY	**60,863**	**0**	**0**	**0**	**0**	**0**	**60,863**
512100	Other Administrators	1,688,261	0	85,118	0	0	0	1,773,379
513000	Managerial/Professional	9,322,343	161,829	6,593,773	0	173,058	0	16,251,003
514000	Clerical/Technical/Service	427,630	0	607,031	0	131,759	0	1,166,420
516000	Student Wages	148,260	0	724,199	0	91,641	0	964,100
517000	Supplemental Salaries & Wages	833,145	12,154	20,000	0	0	0	865,299
	SUBTOTAL NONFACULTY	**12,419,639**	**173,983**	**8,030,121**	**0**	**396,458**	**0**	**21,020,201**
	SUBTOTAL SALARIES & WAGES	**12,480,502**	**173,983**	**8,030,121**	**0**	**396,458**	**0**	**21,081,064**
519100	Retirement Contribution	861,159	12,005	465,354	0	23,823	0	1,362,341
519200	FICA Contribution	836,193	11,657	563,224	0	27,289	0	1,438,363
519300	Health Insurance Contribution	1,784,712	24,880	1,343,523	0	58,045	0	3,211,160
519400	Life Insurance Contribution	12,485	174	7,507	0	434	0	20,600
519800	Workers Compensation	0	0	29,801	0	1,605	0	31,406
	SUBTOTAL BENEFITS	**3,494,549**	**48,716**	**2,409,409**	**0**	**111,196**	**0**	**6,063,870**
	TOTAL PERSONAL SERVICES	**15,975,051**	**222,699**	**10,439,530**	**0**	**507,654**	**0**	**27,144,934**
521000	Operating Expense	3,239,249	377,301	11,231,470	0	1,216,955	0	16,064,975
570000	Cost of Goods Sold	0	0	1,400,000	0	4,725,391	0	6,125,391
	TOTAL NET OPERATING EXPENSES	**3,239,249**	**377,301**	**12,631,470**	**0**	**5,942,346**	**0**	**22,190,366**
	SUB PROGRAM TOTAL	**19,214,300**	**600,000**	**23,071,000**	**0**	**6,450,000**	**0**	**49,335,300**

EXPENDITURE SUMMARY
2021-2022 GENERAL OPERATING BUDGET
UNIVERSITY OF NEBRASKA CENTRAL ADMINISTRATION
INCLUDING ITS

SUBPROGRAM #/NAME 30 Distance Education

		UNRESTRICTED	DESIGNATED AND/OR RESTRICTED					
ACCOUNT	**DESCRIPTION**	**STATE AND UNIVERSITY GENERATED**	**CASH**	**REVOLVING**	**FEDERAL**	**AUXILIARIES AND SERVICES**	**TRUST**	**TOTAL**
512100	Other Administrators	0	0	311,019	0	0	0	311,019
513000	Managerial/Professional	0	0	1,040,646	0	0	0	1,040,646
514000	Clerical/Technical/Service	0	0	190,870	0	0	0	190,870
	SUBTOTAL NONFACULTY	**0**	**0**	**1,542,535**	**0**	**0**	**0**	**1,542,535**
	SUBTOTAL SALARIES & WAGES	**0**	**0**	**1,542,535**	**0**	**0**	**0**	**1,542,535**
519100	Retirement Contribution	0	0	95,637	0	0	0	95,637
519200	FICA Contribution	0	0	107,977	0	0	0	107,977
519300	Health Insurance Contribution	0	0	276,114	0	0	0	276,114
519400	Life Insurance Contribution	0	0	1,542	0	0	0	1,542
519800	Workers Compensation	0	0	5,713	0	0	0	5,713
	SUBTOTAL BENEFITS	**0**	**0**	**486,983**	**0**	**0**	**0**	**486,983**
	TOTAL PERSONAL SERVICES	**0**	**0**	**2,029,518**	**0**	**0**	**0**	**2,029,518**
521000	Operating Expense	0	0	444,289	0	0	0	444,289
550000	Capital Outlay	0	0	110,530	0	0	0	110,530
	TOTAL NET OPERATING EXPENSES	**0**	**0**	**554,819**	**0**	**0**	**0**	**554,819**
	SUB PROGRAM TOTAL	**0**	**0**	**2,584,337**	**0**	**0**	**0**	**2,584,337**

EXPENDITURE SUMMARY
2021-2022 GENERAL OPERATING BUDGET
UNIVERSITY OF NEBRASKA CENTRAL ADMINISTRATION
INCLUDING ITS

SUBPROGRAM #/NAME 31 EPSCoR

		UNRESTRICTED	DESIGNATED AND/OR RESTRICTED					
ACCOUNT	**DESCRIPTION**	**STATE AND UNIVERSITY GENERATED**	**CASH**	**REVOLVING**	**FEDERAL**	**AUXILIARIES AND SERVICES**	**TRUST**	**TOTAL**
512100	Other Administrators	43,163	0	0	172,652	0	0	215,815
513000	Managerial/Professional	20,244	0	0	80,978	0	0	101,222
514000	Clerical/Technical/Service	20,715	0	0	82,856	0	0	103,571
	SUBTOTAL NONFACULTY	**84,122**	**0**	**0**	**336,486**	**0**	**0**	**420,608**
	SUBTOTAL SALARIES & WAGES	**84,122**	**0**	**0**	**336,486**	**0**	**0**	**420,608**
519100	Retirement Contribution	5,717	0	0	25,190	0	0	30,907
519200	FICA Contribution	5,552	0	0	19,554	0	0	25,106
519300	Health Insurance Contribution	11,850	0	0	55,684	0	0	67,534
519400	Life Insurance Contribution	82	0	0	332	0	0	414
519800	Workers Compensation	0	0	0	1,228	0	0	1,228
	SUBTOTAL BENEFITS	**23,201**	**0**	**0**	**101,988**	**0**	**0**	**125,189**
	TOTAL PERSONAL SERVICES	**107,323**	**0**	**0**	**438,474**	**0**	**0**	**545,797**
521000	Operating Expense	307,968	0	0	1,561,526	0	0	1,869,494
	TOTAL NET OPERATING EXPENSES	**307,968**	**0**	**0**	**1,561,526**	**0**	**0**	**1,869,494**
	SUB PROGRAM TOTAL	**415,291**	**0**	**0**	**2,000,000**	**0**	**0**	**2,415,291**

EXPENDITURE SUMMARY
2021-2022 GENERAL OPERATING BUDGET
UNIVERSITY OF NEBRASKA CENTRAL ADMINISTRATION
INCLUDING ITS

SUBPROGRAM #/NAME 32 Research Initiative

		UNRESTRICTED	DESIGNATED AND/OR RESTRICTED					
ACCOUNT	**DESCRIPTION**	**STATE AND UNIVERSITY GENERATED**	**CASH**	**REVOLVING**	**FEDERAL**	**AUXILIARIES AND SERVICES**	**TRUST**	**TOTAL**
513000	Managerial/Professional	67,295	0	0	0	0	0	67,295
	SUBTOTAL NONFACULTY	**67,295**	**0**	**0**	**0**	**0**	**0**	**67,295**
	SUBTOTAL SALARIES & WAGES	**67,295**	**0**	**0**	**0**	**0**	**0**	**67,295**
519100	Retirement Contribution	4,643	0	0	0	0	0	4,643
519200	FICA Contribution	4,509	0	0	0	0	0	4,509
519300	Health Insurance Contribution	9,623	0	0	0	0	0	9,623
519400	Life Insurance Contribution	67	0	0	0	0	0	67
	SUBTOTAL BENEFITS	**18,842**	**0**	**0**	**0**	**0**	**0**	**18,842**
	TOTAL PERSONAL SERVICES	**86,137**	**0**	**0**	**0**	**0**	**0**	**86,137**
521000	Operating Expense	11,318,050	0	0	0	0	0	11,318,050
	TOTAL NET OPERATING EXPENSES	**11,318,050**	**0**	**0**	**0**	**0**	**0**	**11,318,050**
	SUB PROGRAM TOTAL	**11,404,187**	**0**	**0**	**0**	**0**	**0**	**11,404,187**

EXPENDITURE SUMMARY
2021-2022 GENERAL OPERATING BUDGET
UNIVERSITY OF NEBRASKA CENTRAL ADMINISTRATION
INCLUDING ITS

SUBPROGRAM #/NAME 33 Facilities Management & Planning

		UNRESTRICTED	DESIGNATED AND/OR RESTRICTED					
ACCOUNT	DESCRIPTION	STATE AND UNIVERSITY GENERATED	CASH	REVOLVING	FEDERAL	AUXILIARIES AND SERVICES	TRUST	TOTAL
512100	Other Administrators	203,000	0	177,625	0	0	0	380,625
513000	Managerial/Professional	527,534	0	2,945,696	0	0	0	3,473,230
514000	Clerical/Technical/Service	15,600	0	513,221	0	0	0	528,821
516000	Student Wages	0	0	20,821	0	0	0	20,821
	SUBTOTAL NONFACULTY	**746,134**	**0**	**3,657,363**	**0**	**0**	**0**	**4,403,497**
	SUBTOTAL SALARIES & WAGES	**746,134**	**0**	**3,657,363**	**0**	**0**	**0**	**4,403,497**
519100	Retirement Contribution	51,483	0	226,757	0	0	0	278,240
519200	FICA Contribution	49,991	0	256,015	0	0	0	306,006
519300	Health Insurance Contribution	106,697	0	654,668	0	0	0	761,365
519400	Life Insurance Contribution	746	0	3,657	0	0	0	4,403
519700	Unemployment Compensation	0	0	535	0	0	0	535
519800	Workers Compensation	0	0	13,545	0	0	0	13,545
	SUBTOTAL BENEFITS	**208,917**	**0**	**1,155,177**	**0**	**0**	**0**	**1,364,094**
	TOTAL PERSONAL SERVICES	**955,051**	**0**	**4,812,540**	**0**	**0**	**0**	**5,767,591**
521000	Operating Expense	18,002,386	0	-879,752	0	0	0	17,122,634
540000	Travel	2,278	0	61,875	0	0	0	64,153
	TOTAL NET OPERATING EXPENSES	**18,004,664**	**0**	**-817,877**	**0**	**0**	**0**	**17,186,787**
	SUB PROGRAM TOTAL	**18,959,715**	**0**	**3,994,663**	**0**	**0**	**0**	**22,954,378**

EXPENDITURE SUMMARY
2021-2022 GENERAL OPERATING BUDGET
UNIVERSITY OF NEBRASKA CENTRAL ADMINISTRATION
INCLUDING ITS

SUBPROGRAM #/NAME 41 System Administration

		UNRESTRICTED	DESIGNATED AND/OR RESTRICTED					
ACCOUNT	**DESCRIPTION**	**STATE AND UNIVERSITY GENERATED**	**CASH**	**REVOLVING**	**FEDERAL**	**AUXILIARIES AND SERVICES**	**TRUST**	**TOTAL**
512100	Other Administrators	5,210,835	0	0	0	0	0	5,210,835
513000	Managerial/Professional	2,480,194	0	0	0	0	46,589	2,526,783
514000	Clerical/Technical/Service	388,132	0	0	0	0	0	388,132
516000	Student Wages	42,696	0	0	0	0	0	42,696
517000	Supplemental Salaries & Wages	4,245,737	0	0	0	0	0	4,245,737
	SUBTOTAL NONFACULTY	**12,367,594**	**0**	**0**	**0**	**0**	**46,589**	**12,414,183**
	SUBTOTAL SALARIES & WAGES	**12,367,594**	**0**	**0**	**0**	**0**	**46,589**	**12,414,183**
519100	Retirement Contribution	585,521	0	0	0	0	2,982	588,503
519200	FICA Contribution	568,547	0	0	0	0	3,261	571,808
519300	Health Insurance Contribution	1,213,467	0	0	0	0	6,802	1,220,269
519400	Life Insurance Contribution	8,487	0	0	0	0	47	8,534
519800	Workers Compensation	105,551	0	0	0	0	173	105,724
	SUBTOTAL BENEFITS	**2,481,573**	**0**	**0**	**0**	**0**	**13,265**	**2,494,838**
	TOTAL PERSONAL SERVICES	**14,849,167**	**0**	**0**	**0**	**0**	**59,854**	**14,909,021**
521000	Operating Expense	2,332,688	0	0	0	0	1,690,146	4,022,834
529000	Utilities	75,000	0	0	0	0	0	75,000
530000	Supplies & Materials	149,000	0	0	0	0	0	149,000
540000	Travel	163,850	0	0	0	0	0	163,850
	TOTAL NET OPERATING EXPENSES	**2,720,538**	**0**	**0**	**0**	**0**	**1,690,146**	**4,410,684**
	SUB PROGRAM TOTAL	**17,569,705**	**0**	**0**	**0**	**0**	**1,750,000**	**19,319,705**

EXPENDITURE SUMMARY
2021-2022 GENERAL OPERATING BUDGET
UNIVERSITY OF NEBRASKA CENTRAL ADMINISTRATION
INCLUDING ITS

SUBPROGRAM #/NAME 42 Nebraska Student Information System

		UNRESTRICTED	DESIGNATED AND/OR RESTRICTED					
ACCOUNT	DESCRIPTION	STATE AND UNIVERSITY GENERATED	CASH	REVOLVING	FEDERAL	AUXILIARIES AND SERVICES	TRUST	TOTAL
513000	Managerial/Professional	1,672,381	0	0	0	0	0	1,672,381
	SUBTOTAL NONFACULTY	**1,672,381**	**0**	**0**	**0**	**0**	**0**	**1,672,381**
	SUBTOTAL SALARIES & WAGES	**1,672,381**	**0**	**0**	**0**	**0**	**0**	**1,672,381**
519100	Retirement Contribution	115,394	0	0	0	0	0	115,394
519200	FICA Contribution	112,050	0	0	0	0	0	112,050
519300	Health Insurance Contribution	239,151	0	0	0	0	0	239,151
519400	Life Insurance Contribution	1,673	0	0	0	0	0	1,673
	SUBTOTAL BENEFITS	**468,268**	**0**	**0**	**0**	**0**	**0**	**468,268**
	TOTAL PERSONAL SERVICES	**2,140,649**	**0**	**0**	**0**	**0**	**0**	**2,140,649**
521000	Operating Expense	1,395,244	0	0	0	0	0	1,395,244
	TOTAL NET OPERATING EXPENSES	**1,395,244**	**0**	**0**	**0**	**0**	**0**	**1,395,244**
	SUB PROGRAM TOTAL	**3,535,893**	**0**	**0**	**0**	**0**	**0**	**3,535,893**

EXPENDITURE SUMMARY
2021-2022 GENERAL OPERATING BUDGET
UNIVERSITY OF NEBRASKA CENTRAL ADMINISTRATION
INCLUDING ITS

SUBPROGRAM #/NAME 45 SAP Activity

		UNRESTRICTED	DESIGNATED AND/OR RESTRICTED					
ACCOUNT	DESCRIPTION	STATE AND UNIVERSITY GENERATED	CASH	REVOLVING	FEDERAL	AUXILIARIES AND SERVICES	TRUST	TOTAL
513000	Managerial/Professional	2,365,131	0	0	0	0	0	2,365,131
	SUBTOTAL NONFACULTY	**2,365,131**	**0**	**0**	**0**	**0**	**0**	**2,365,131**
	SUBTOTAL SALARIES & WAGES	**2,365,131**	**0**	**0**	**0**	**0**	**0**	**2,365,131**
519100	Retirement Contribution	163,194	0	0	0	0	0	163,194
519200	FICA Contribution	158,464	0	0	0	0	0	158,464
519300	Health Insurance Contribution	338,214	0	0	0	0	0	338,214
519400	Life Insurance Contribution	2,365	0	0	0	0	0	2,365
	SUBTOTAL BENEFITS	**662,237**	**0**	**0**	**0**	**0**	**0**	**662,237**
	TOTAL PERSONAL SERVICES	**3,027,368**	**0**	**0**	**0**	**0**	**0**	**3,027,368**
521000	Operating Expense	964,237	0	0	0	0	0	964,237
	TOTAL NET OPERATING EXPENSES	**964,237**	**0**	**0**	**0**	**0**	**0**	**964,237**
	SUB PROGRAM TOTAL	**3,991,605**	**0**	**0**	**0**	**0**	**0**	**3,991,605**

EXPENDITURE SUMMARY
2021-2022 GENERAL OPERATING BUDGET
UNIVERSITY OF NEBRASKA CENTRAL ADMINISTRATION
INCLUDING ITS

SUBPROGRAM #/NAME 46 General Administration

		UNRESTRICTED	DESIGNATED AND/OR RESTRICTED					
ACCOUNT	**DESCRIPTION**	**STATE AND UNIVERSITY GENERATED**	**CASH**	**REVOLVING**	**FEDERAL**	**AUXILIARIES AND SERVICES**	**TRUST**	**TOTAL**
512100	Other Administrators	42,691	0	0	0	0	0	42,691
513000	Managerial/Professional	521,925	0	0	0	0	153,706	675,631
514000	Clerical/Technical/Service	54,375	0	0	0	0	0	54,375
517000	Supplemental Salaries & Wages	2,091,903	0	0	0	0	0	2,091,903
	SUBTOTAL NONFACULTY	**2,710,894**	**0**	**0**	**0**	**0**	**153,706**	**2,864,600**
	SUBTOTAL SALARIES & WAGES	**2,710,894**	**0**	**0**	**0**	**0**	**153,706**	**2,864,600**
519100	Retirement Contribution	45,395	0	0	0	0	9,837	55,232
519200	FICA Contribution	44,079	0	0	0	0	10,759	54,838
519300	Health Insurance Contribution	94,079	0	0	0	0	22,441	116,520
519400	Life Insurance Contribution	658	0	0	0	0	154	812
519800	Workers Compensation	0	0	0	0	0	569	569
	SUBTOTAL BENEFITS	**184,211**	**0**	**0**	**0**	**0**	**43,760**	**227,971**
	TOTAL PERSONAL SERVICES	**2,895,105**	**0**	**0**	**0**	**0**	**197,466**	**3,092,571**
521000	Operating Expense	14,941,918	0	0	0	0	2,534	14,944,452
	TOTAL NET OPERATING EXPENSES	**14,941,918**	**0**	**0**	**0**	**0**	**2,534**	**14,944,452**
	SUB PROGRAM TOTAL	**17,837,023**	**0**	**0**	**0**	**0**	**200,000**	**18,037,023**

EXPENDITURE SUMMARY
2021-2022 GENERAL OPERATING BUDGET
UNIVERSITY OF NEBRASKA CENTRAL ADMINISTRATION
INCLUDING ITS

SUBPROGRAM #/NAME 47 Buffett Early Childhood Institute

		UNRESTRICTED	DESIGNATED AND/OR RESTRICTED					
ACCOUNT	**DESCRIPTION**	**STATE AND UNIVERSITY GENERATED**	**CASH**	**REVOLVING**	**FEDERAL**	**AUXILIARIES AND SERVICES**	**TRUST**	**TOTAL**
512100	Other Administrators	662,937	0	0	0	0	742,215	1,405,152
513000	Managerial/Professional	79,678	0	0	0	0	2,894,327	2,974,005
514000	Clerical/Technical/Service	89,129	0	0	0	0	286,241	375,370
	SUBTOTAL NONFACULTY	**831,744**	**0**	**0**	**0**	**0**	**3,922,783**	**4,754,527**
	SUBTOTAL SALARIES & WAGES	**831,744**	**0**	**0**	**0**	**0**	**3,922,783**	**4,754,527**
519100	Retirement Contribution	57,390	0	0	0	0	250,803	308,193
519200	FICA Contribution	55,727	0	0	0	0	274,313	330,040
519300	Health Insurance Contribution	118,940	0	0	0	0	572,143	691,083
519400	Life Insurance Contribution	832	0	0	0	0	3,920	4,752
519800	Workers Compensation	0	0	0	0	0	14,514	14,514
	SUBTOTAL BENEFITS	**232,889**	**0**	**0**	**0**	**0**	**1,115,693**	**1,348,582**
	TOTAL PERSONAL SERVICES	**1,064,633**	**0**	**0**	**0**	**0**	**5,038,476**	**6,103,109**
521000	Operating Expense	388,867	0	0	0	0	3,011,524	3,400,391
	TOTAL NET OPERATING EXPENSES	**388,867**	**0**	**0**	**0**	**0**	**3,011,524**	**3,400,391**
	SUB PROGRAM TOTAL	**1,453,500**	**0**	**0**	**0**	**0**	**8,050,000**	**9,503,500**

EXPENDITURE SUMMARY
2021-2022 GENERAL OPERATING BUDGET
UNIVERSITY OF NEBRASKA CENTRAL ADMINISTRATION
INCLUDING ITS

SUBPROGRAM #/NAME 48 NU Online

		UNRESTRICTED	DESIGNATED AND/OR RESTRICTED					
ACCOUNT	**DESCRIPTION**	**STATE AND UNIVERSITY GENERATED**	**CASH**	**REVOLVING**	**FEDERAL**	**AUXILIARIES AND SERVICES**	**TRUST**	**TOTAL**
512100	Other Administrators	164,000	0	0	0	0	0	164,000
513000	Managerial/Professional	673,174	0	0	0	0	0	673,174
517000	Supplemental Salaries & Wages	54,011	0	0	0	0	0	54,011
	SUBTOTAL NONFACULTY	**891,185**	**0**	**0**	**0**	**0**	**0**	**891,185**
	SUBTOTAL SALARIES & WAGES	**891,185**	**0**	**0**	**0**	**0**	**0**	**891,185**
519100	Retirement Contribution	61,491	0	0	0	0	0	61,491
519200	FICA Contribution	59,709	0	0	0	0	0	59,709
519300	Health Insurance Contribution	127,439	0	0	0	0	0	127,439
519400	Life Insurance Contribution	892	0	0	0	0	0	892
	SUBTOTAL BENEFITS	**249,531**	**0**	**0**	**0**	**0**	**0**	**249,531**
	TOTAL PERSONAL SERVICES	**1,140,716**	**0**	**0**	**0**	**0**	**0**	**1,140,716**
521000	Operating Expense	2,107,546	0	0	0	0	0	2,107,546
	TOTAL NET OPERATING EXPENSES	**2,107,546**	**0**	**0**	**0**	**0**	**0**	**2,107,546**
	SUB PROGRAM TOTAL	**3,248,262**	**0**	**0**	**0**	**0**	**0**	**3,248,262**

EXPENDITURE SUMMARY
2021-2022 GENERAL OPERATING BUDGET
UNIVERSITY OF NEBRASKA CENTRAL ADMINISTRATION
INCLUDING ITS

SUBPROGRAM #/NAME 49 Procure-to-Pay (P2P)

		UNRESTRICTED	DESIGNATED AND/OR RESTRICTED					
ACCOUNT	**DESCRIPTION**	**STATE AND UNIVERSITY GENERATED**	**CASH**	**REVOLVING**	**FEDERAL**	**AUXILIARIES AND SERVICES**	**TRUST**	**TOTAL**
512100	Other Administrators	165,000	0	0	0	0	0	165,000
513000	Managerial/Professional	1,199,499	0	437,775	0	0	0	1,637,274
514000	Clerical/Technical/Service	875,756	0	0	0	0	0	875,756
517000	Supplemental Salaries & Wages	68,247	0	0	0	0	0	68,247
	SUBTOTAL NONFACULTY	**2,308,502**	**0**	**437,775**	**0**	**0**	**0**	**2,746,277**
	SUBTOTAL SALARIES & WAGES	**2,308,502**	**0**	**437,775**	**0**	**0**	**0**	**2,746,277**
519100	Retirement Contribution	156,671	0	27,143	0	0	0	183,814
519200	FICA Contribution	152,130	0	30,644	0	0	0	182,774
519300	Health Insurance Contribution	324,694	0	78,362	0	0	0	403,056
519400	Life Insurance Contribution	2,270	0	437	0	0	0	2,707
519700	Unemployment Compensation	0	0	41	0	0	0	41
519800	Workers Compensation	0	0	1,620	0	0	0	1,620
	SUBTOTAL BENEFITS	**635,765**	**0**	**138,247**	**0**	**0**	**0**	**774,012**
	TOTAL PERSONAL SERVICES	**2,944,267**	**0**	**576,022**	**0**	**0**	**0**	**3,520,289**
521000	Operating Expense	117,531	0	869,162	0	0	0	986,693
530000	Supplies & Materials	19,285	0	4,816	0	0	0	24,101
540000	Travel	3,621	0	0	0	0	0	3,621
	TOTAL NET OPERATING EXPENSES	**140,437**	**0**	**873,978**	**0**	**0**	**0**	**1,014,415**
	SUB PROGRAM TOTAL	**3,084,704**	**0**	**1,450,000**	**0**	**0**	**0**	**4,534,704**

EXPENDITURE SUMMARY

2021-2022 GENERAL OPERATING BUDGET

UNIVERSITY OF NEBRASKA CENTRAL ADMINISTRATION

INCLUDING ITS

SUBPROGRAM #/NAME 74 Agency Funds

		UNRESTRICTED	DESIGNATED AND/OR RESTRICTED					
ACCOUNT	DESCRIPTION	STATE AND UNIVERSITY GENERATED	CASH	REVOLVING	FEDERAL	AUXILIARIES AND SERVICES	TRUST	TOTAL
	SUBTOTAL NONFACULTY	0	0	0	0	0	0	0
	SUBTOTAL SALARIES & WAGES	0	0	0	0	0	0	0
	SUBTOTAL BENEFITS	0	0	0	0	0	0	0
	TOTAL PERSONAL SERVICES	0	0	0	0	0	0	0
	SUB PROGRAM TOTAL	0	0	0	0	0	0	0

EXPENDITURE SUMMARY
2021-2022 GENERAL OPERATING BUDGET
UNIVERSITY OF NEBRASKA CENTRAL ADMINISTRATION
INCLUDING ITS

SUBPROGRAM #/NAME 97 Clearing Centers

		UNRESTRICTED	DESIGNATED AND/OR RESTRICTED					
ACCOUNT	**DESCRIPTION**	**STATE AND UNIVERSITY GENERATED**	**CASH**	**REVOLVING**	**FEDERAL**	**AUXILIARIES AND SERVICES**	**TRUST**	**TOTAL**
521000	Operating Expense	0	0	0	0	1,150,000	0	1,150,000
	TOTAL NET OPERATING EXPENSES	**0**	**0**	**0**	**0**	**1,150,000**	**0**	**1,150,000**
	SUB PROGRAM TOTAL	**0**	**0**	**0**	**0**	**1,150,000**	**0**	**1,150,000**

COST OBJECT LISTING BY SUB PROGRAM
2021-2022GENERAL OPERATING BUDGET
UNIVERSITY OF NEBRASKA - LINCOLN
Excluding IANR and NCTA

SUBPROGRAM #/NAME: 01 Academics Affairs

UNL-State General Fund-711 State & University Generated/Unrestricted

COST OBJECT		FACULTY Dollar	FACULTY FTE	NON FACULTY Dollar	NON FACULTY FTE	EMPLOYEE BENEFITS	PERSONAL SERVICE CREDITS	TOTAL PERSONAL SERVICES	TOTAL OPERATING EXPENSES	TOTAL
21-0101-0001	Office of EVC	0	0.00	2,562,811	15.00	530,487	0	3,093,298	-4,305,265	-1,211,967
21-0101-0004	Diversity Chancellor Pool	0	0.00	11,950	0.00	0	0	11,950	60,940	72,890
21-0101-0005	EVC Commitments	2,478,036	0.00	8,729	0.25	0	0	2,486,765	-2,624,873	-138,108
21-0101-0007	Diversity Central Admin Pool	1,378,634	0.00	0	0.00	0	0	1,378,634	0	1,378,634
21-0101-0008	EVC-Distinguished Prof	271,880	0.00	0	0.00	48,706	0	320,586	0	320,586
21-0101-0010	EVC-Faculty Pool	752,793	0.00	0	0.00	0	0	752,793	0	752,793
21-0101-0012	VSIP Funding Pool	399,823	0.00	0	0.00	0	0	399,823	0	399,823
21-0101-0013	VSIP 2014-15 Funding Pool	27,245	0.00	0	0.00	0	0	27,245	0	27,245
21-0101-0020	EVC Summer Sessions	3,942,048	0.00	374,910	0.00	0	0	4,316,958	0	4,316,958
21-0101-0021	International Student Fee	53,935	0.00	0	0.00	0	0	53,935	0	53,935
21-0101-5100	POE EVC	0	0.00	18,465	0.00	0	0	18,465	637,164	655,629
21-0101-5702	ODE Course Development	0	0.00	0	0.00	0	0	0	1,008,865	1,008,865
21-0105-0001	Faculty Senate	0	0.00	78,066	1.00	15,254	0	93,320	16,157	109,477
21-0108-0004	Acad Dist Teachers & Peer Review	15,000	0.00	2,500	0.00	2,449	0	19,949	0	19,949
21-0111-0001	Honors Pgm	284,314	0.00	247,376	4.19	73,401	0	605,091	1,059	606,150
21-0111-0004	Honors Pgm-Book Scholarship	0	0.00	0	0.00	0	0	0	319,357	319,357
21-0111-5101	POE - Honors Pgm	0	0.00	72,141	1.52	0	0	72,141	60,558	132,699
21-0112-0001	Graduate Studies	0	0.00	1,417,379	25.75	395,340	0	1,812,719	194,168	2,006,887
21-0112-0005	Grad Studies Grambling State	0	0.00	0	0.00	0	0	0	10,000	10,000
21-0116-0001	Public Policy Cnt	0	0.00	132,337	0.75	29,194	0	161,531	0	161,531
21-0117-0001	Exploratory & Pre-Prof Advising Cnt	0	0.00	555,809	12.00	160,700	0	716,509	60,223	776,732
21-0123-0001	Undergraduate Programs	0	0.00	194,015	2.09	37,609	0	231,624	19,812	251,436
21-0123-5101	UG POE-Undergraduate Programs	0	0.00	157,174	3.41	0	0	157,174	77,404	234,578
21-0123-5701	Undergrad Ed-Distance Ed	0	0.00	33,647	0.50	0	0	33,647	0	33,647
21-0124-5101	POE Raikes Schl Comp Sci & Mgm	426,783	3.75	922,249	9.34	0	0	1,349,032	58,268	1,407,300
21-0125-0001	Partnership Degree Pgm	0	0.00	164,652	0.81	66,889	0	231,541	0	231,541
21-0126-0001	Undergrad Ed & Student Success	0	0.00	45,274	0.69	16,343	0	61,617	2,880	64,497
21-0127-0001	Career Services	0	0.00	635,109	10.96	195,368	0	830,477	801	831,278
21-0128-0001	Ctr for Acad Success & Transition	0	0.00	336,138	7.00	101,131	0	437,269	20,000	457,269
21-0128-0002	First Husker Program	0	0.00	0	0.00	0	0	0	45,000	45,000
21-0129-0001	Military and Veteran Success Center	0	0.00	159,133	3.00	55,390	0	214,523	17,000	231,523
21-0130-0001	Instl Effectiveness & Analytics	0	0.00	567,485	7.02	116,414	0	683,899	23,500	707,399
21-0130-5701	Insti Effectivenes & Analytics-Dist Ed	0	0.00	61,813	0.00	0	0	61,813	0	61,813
	TOTAL	**10,030,491**	**3.75**	**8,759,162**	**105.29**	**1,844,675**	**0**	**20,634,328**	**-4,296,982**	**16,337,346**

UNL-State General Fund-711 Revolving/Designated

COST OBJECT		FACULTY Dollar	FACULTY FTE	NON FACULTY Dollar	NON FACULTY FTE	EMPLOYEE BENEFITS	PERSONAL SERVICE CREDITS	TOTAL PERSONAL SERVICES	TOTAL OPERATING EXPENSES	TOTAL
22-0116-0002	PPC-Service Center Account	78,187	1.00	1,291,061	22.00	329,312	0	1,698,560	0	1,698,560
22-0130-0001	Instl Effectiveness & Analytics Tech Fee	0	0.00	214,349	2.91	68,920	0	283,269	0	283,269
22-0131-0001	Big Red Business Center	0	0.00	670,633	13.00	181,350	0	851,983	0	851,983
	TOTAL	**78,187**	**1.00**	**2,176,043**	**37.91**	**579,582**	**0**	**2,833,812**	**0**	**2,833,812**

UNL-Federal Letter of Credit-716 Federal/Restricted

COST OBJECT		FACULTY Dollar	FACULTY FTE	NON FACULTY Dollar	NON FACULTY FTE	EMPLOYEE BENEFITS	PERSONAL SERVICE CREDITS	TOTAL PERSONAL SERVICES	TOTAL OPERATING EXPENSES	TOTAL
24-0116-0004301	DHHS Campus Suicide Prev FY21	0	0.00	36,540	1.00	2,379	0	38,919	0	38,919
24-0127-2016001	2015-16 Educ WS Job Locator Program	0	0.00	9,273	0.30	0	0	9,273	0	9,273
24-0127-2021001	2020-21 Educ WS Job Locator Program	0	0.00	39,040	0.90	13,847	0	52,887	0	52,887

COST OBJECT LISTING BY SUB PROGRAM
2021-2022GENERAL OPERATING BUDGET
UNIVERSITY OF NEBRASKA - LINCOLN
Excluding IANR and NCTA

SUBPROGRAM #/NAME: 01 Academics Affairs

	TOTAL	**0**	**0.00**	**84,853**	**2.20**	**16,226**	**0**	**101,079**	**0**	**101,079**

UNL-Federal Advance-717 Federal/Restricted

COST OBJECT		FACULTY Dollar	FACULTY FTE	NON FACULTY Dollar	NON FACULTY FTE	EMPLOYEE BENEFITS	PERSONAL SERVICE CREDITS	TOTAL PERSONAL SERVICES	TOTAL OPERATING EXPENSES	TOTAL
25-0101-0014001	VC Academic Affairs	16,543	0.25	0	0.00	0	0	16,543	0	16,543
	TOTAL	**16,543**	**0.25**	**0**	**0.00**	**0**	**0**	**16,543**	**0**	**16,543**

UNL-Trust-Grant/Cont/Loan/End-718 Trust/Restricted

COST OBJECT		FACULTY Dollar	FACULTY FTE	NON FACULTY Dollar	NON FACULTY FTE	EMPLOYEE BENEFITS	PERSONAL SERVICE CREDITS	TOTAL PERSONAL SERVICES	TOTAL OPERATING EXPENSES	TOTAL
26-0123-0003001	William H Thompson Scholars	0	0.00	443,571	9.00	177,268	0	620,839	0	620,839
	TOTAL	**0**	**0.00**	**443,571**	**9.00**	**177,268**	**0**	**620,839**	**0**	**620,839**

UNL-Auxiliary-719 Auxiliaries & Services/Restricted

COST OBJECT		FACULTY Dollar	FACULTY FTE	NON FACULTY Dollar	NON FACULTY FTE	EMPLOYEE BENEFITS	PERSONAL SERVICE CREDITS	TOTAL PERSONAL SERVICES	TOTAL OPERATING EXPENSES	TOTAL
23-0127-0001	Career Fair	0	0.00	138,923	2.95	33,804	0	172,727	35,424	208,151
	TOTAL	**0**	**0.00**	**138,923**	**2.95**	**33,804**	**0**	**172,727**	**35,424**	**208,151**
	SUB PROGRAM TOTAL	**10,125,221**	**5**	**11,602,552**	**157**	**2,651,555**	**0**	**24,379,328**	**-4,261,558**	**20,117,770**

SUBPROGRAM #/NAME: 02 College of Architecture

UNL-State General Fund-711 State & University Generated/Unrestricted

COST OBJECT		FACULTY Dollar	FACULTY FTE	NON FACULTY Dollar	NON FACULTY FTE	EMPLOYEE BENEFITS	PERSONAL SERVICE CREDITS	TOTAL PERSONAL SERVICES	TOTAL OPERATING EXPENSES	TOTAL
21-0201-0001	Dean College Of Architecture	22,446	0.24	569,640	8.11	188,993	0	781,079	136,067	917,146
21-0201-5701	Col of Architecture-Distance Ed	0	0.00	0	0.00	0	0	0	31,832	31,832
21-0202-0001	Architecture General	17,188	0.00	0	0.00	0	0	17,188	0	17,188
21-0202-5102	POE Architecture-Visual Literacy	65,520	0.70	0	0.00	0	0	65,520	0	65,520
21-0202-5801	College Arch Diff Tuition	780,888	1.36	0	0.00	0	0	780,888	0	780,888
21-0202-5810	College Diff	0	0.00	226,963	5.00	0	0	226,963	0	226,963
21-0205-0001	Architecture	893,321	10.94	533,177	7.44	379,776	0	1,806,274	0	1,806,274
21-0206-0001	Community & Regional Planning	318,271	3.95	88,043	0.81	105,633	0	511,947	0	511,947
21-0207-0001	Interior Design	294,801	3.88	9	0.00	89,688	0	384,498	0	384,498
21-0208-0001	Landscape Architecture	151,153	1.99	5,000	0.00	44,787	0	200,940	0	200,940
	TOTAL	**2,543,588**	**23.07**	**1,422,832**	**21.36**	**808,877**	**0**	**4,775,297**	**167,899**	**4,943,196**

UNL-State General Fund-711 Revolving/Designated

COST OBJECT		FACULTY Dollar	FACULTY FTE	NON FACULTY Dollar	NON FACULTY FTE	EMPLOYEE BENEFITS	PERSONAL SERVICE CREDITS	TOTAL PERSONAL SERVICES	TOTAL OPERATING EXPENSES	TOTAL
22-0202-0001	Architecture General Community Studies	0	0.00	0	0.00	0	0	0	33,000	33,000
22-0202-0002	Architecture General Student Tech Fee	0	0.00	0	0.00	0	0	0	45,400	45,400
	TOTAL	**0**	**0.00**	**0**	**0.00**	**0**	**0**	**0**	**78,400**	**78,400**

UNL-Trust-Grant/Cont/Loan/End-718 Trust/Restricted

COST OBJECT		FACULTY Dollar	FACULTY FTE	NON FACULTY Dollar	NON FACULTY FTE	EMPLOYEE BENEFITS	PERSONAL SERVICE CREDITS	TOTAL PERSONAL SERVICES	TOTAL OPERATING EXPENSES	TOTAL
26-0201-0006001	Eloise Kruger Collection	0	0.00	26,343	0.60	78	0	26,421	0	26,421
26-0201-0010001	FAIA Fund for Excellence	10,000	0.00	0	0.00	2,458	0	12,458	0	12,458
27-0201-0051001	NU FDN Bachman Prof Health Care 01126600	30,000	0.00	0	0.00	0	0	30,000	0	30,000

COST OBJECT LISTING BY SUB PROGRAM
2021-2022GENERAL OPERATING BUDGET
UNIVERSITY OF NEBRASKA - LINCOLN
Excluding IANR and NCTA

SUBPROGRAM #/NAME: 02 College of Architecture

UNL-Trust-Grant/Cont/Loan/End-718 Trust/Restricted

COST OBJECT		FACULTY Dollar	FACULTY FTE	NON FACULTY Dollar	NON FACULTY FTE	EMPLOYEE BENEFITS	PERSONAL SERVICE CREDITS	TOTAL PERSONAL SERVICES	TOTAL OPERATING EXPENSES	TOTAL
27-0205-0001001	Douglass Arch Prof - Potter	2,500	0.00	0	0.00	0	0	2,500	0	2,500
27-0205-0041001	NU FDN Killinger Expendable Fund 13933	2,500	0.00	0	0.00	0	0	2,500	0	2,500
27-0206-0001001	Hyde Chair Of Planning	40,000	0.00	0	0.00	0	0	40,000	0	40,000
	TOTAL	**85,000**	**0.00**	**26,343**	**0.60**	**2,536**	**0**	**113,879**	**0**	**113,879**

UNL-Auxiliary-719 Auxiliaries & Services/Restricted

COST OBJECT		FACULTY Dollar	FACULTY FTE	NON FACULTY Dollar	NON FACULTY FTE	EMPLOYEE BENEFITS	PERSONAL SERVICE CREDITS	TOTAL PERSONAL SERVICES	TOTAL OPERATING EXPENSES	TOTAL
23-0202-0001	Arch Gen-Media Center	0	0.00	16,000	1.00	19,318	0	35,318	59,000	94,318
23-0205-0001	Arch-High School Workshop	0	0.00	0	0.00	0	0	0	14,000	14,000
	TOTAL	**0**	**0.00**	**16,000**	**1.00**	**19,318**	**0**	**35,318**	**73,000**	**108,318**
	SUB PROGRAM TOTAL	**2,628,588**	**23**	**1,465,175**	**23**	**830,731**	**0**	**4,924,494**	**319,299**	**5,243,793**

SUBPROGRAM #/NAME: 05 College of Arts and Sciences

UNL-State General Fund-711 State & University Generated/Unrestricted

COST OBJECT		FACULTY Dollar	FACULTY FTE	NON FACULTY Dollar	NON FACULTY FTE	EMPLOYEE BENEFITS	PERSONAL SERVICE CREDITS	TOTAL PERSONAL SERVICES	TOTAL OPERATING EXPENSES	TOTAL
21-0501-0001	Dean Arts & Sciences	30,300	0.50	2,324,746	36.75	584,221	0	2,939,267	43,742	2,983,009
21-0501-5701	Staff Dev/Sal/misc-oper & spprt Dist Ed	0	0.00	88,507	2.00	0	0	88,507	0	88,507
21-0502-0001	Arts & Science General	3,684,626	0.00	1,544,233	0.00	2,255	0	5,231,114	471,364	5,702,478
21-0502-5701	A&S Gen-Distance Ed	193,721	0.00	0	0.00	0	0	193,721	1,170,770	1,364,491
21-0503-0001	OldH Business Co-op	0	0.00	242,154	4.58	97,209	0	339,363	0	339,363
21-0503-0002	Pound Business Cooperative	0	0.00	206,271	5.00	70,186	0	276,457	0	276,457
21-0506-0001	School Of Biological Sci	3,296,066	32.91	1,521,903	39.23	1,112,485	0	5,930,454	239,456	6,169,910
21-0506-0002	School Of Biological Sci	0	0.00	17,888	0.33	13,998	0	31,886	35,531	67,417
21-0506-5104	POE Bio Sci-Init Ecol/Evol Analysis	86,493	1.00	101,845	0.00	0	0	188,338	0	188,338
21-0507-0001	Ethnic Studies	707,653	8.80	4,662	0.00	202,820	0	915,135	17,600	932,735
21-0508-0001	Center For Biotechnology	0	0.00	0	0.00	0	0	0	28,425	28,425
21-0509-0001	Chemistry-Operations	2,357,743	22.10	1,726,273	45.56	784,224	0	4,868,240	249,048	5,117,288
21-0509-0002	Electronic Shop	0	0.00	68,942	1.03	28,704	0	97,646	0	97,646
21-0509-0003	Chemistry Deptl Research Support	93,492	0.96	109,046	2.86	65,896	0	268,434	0	268,434
21-0509-0007	Chem-Instrument Shop	0	0.00	73,050	1.38	16,113	0	89,163	0	89,163
21-0510-0001	Classics	670,076	9.20	25,236	1.05	251,071	0	946,383	18,400	964,783
21-0511-0001	Computer Science	1,999,829	15.25	469,733	12.10	548,291	0	3,017,853	43,330	3,061,183
21-0511-5101	POE Comp Sci-Comp Simul	63,760	0.42	154,199	1.00	0	0	217,959	0	217,959
21-0511-5103	POE Comp Sci-Creating Depd End-User Soft	0	0.00	47,285	1.00	0	0	47,285	6,444	53,729
21-0511-5106	POE Comp Sci-Crtg Dpdp Software-Suing	0	0.00	40,363	0.33	0	0	40,363	0	40,363
21-0511-5703	CSE Software Engineering Program	508,950	4.00	0	0.00	0	0	508,950	0	508,950
21-0511-5705	CSE National Security	115,221	1.00	0	0.00	0	0	115,221	0	115,221
21-0512-0001	English	2,964,721	30.66	907,786	24.85	1,001,786	0	4,874,293	91,978	4,966,271
21-0512-0004	English-Film Studies Support	0	0.00	0	0.00	0	0	0	1,500	1,500
21-0512-0005	English-Temp Instructors	0	0.00	0	0.00	15,074	0	15,074	0	15,074
21-0512-0010	Engl-19th Century Studies	0	0.00	0	0.00	0	0	0	200	200
21-0512-0018	Humanities on the Edge	0	0.00	0	0.00	0	0	0	2,000	2,000
21-0512-0019	Digital Humanities Certification Program	0	0.00	0	0.00	0	0	0	500	500
21-0512-5101	POE English-Cather Studies	156,233	1.34	41,226	0.82	0	0	197,459	1,829	199,288
21-0512-5110	POE English-Digital Rsch	105,123	1.00	0	0.00	0	0	105,123	0	105,123
21-0512-5111	POE Engl-Fac Leadership Writing Init	63,958	0.60	0	0.00	0	0	63,958	0	63,958

COST OBJECT LISTING BY SUB PROGRAM
2021-2022GENERAL OPERATING BUDGET
UNIVERSITY OF NEBRASKA - LINCOLN
Excluding IANR and NCTA

SUBPROGRAM #/NAME: 05 College of Arts and Sciences

UNL-State General Fund-711 State & University Generated/Unrestricted

COST OBJECT		FACULTY Dollar	FACULTY FTE	NON FACULTY Dollar	NON FACULTY FTE	EMPLOYEE BENEFITS	PERSONAL SERVICE CREDITS	TOTAL PERSONAL SERVICES	TOTAL OPERATING EXPENSES	TOTAL
21-0514-0001	Geosciences	1,524,678	16.54	407,656	10.97	562,026	0	2,494,360	59,074	2,553,434
21-0515-0001	Cnt Biological Chemistry	0	0.00	64,349	1.93	4,950	0	69,299	1,600	70,899
21-0516-0001	History	1,958,318	19.90	283,449	7.26	597,921	0	2,839,688	44,400	2,884,088
21-0517-0001	Mathematics	2,721,723	28.52	1,144,703	30.89	910,733	0	4,777,159	69,520	4,846,679
21-0518-0001	Modern Languages	1,380,113	19.20	494,846	14.60	637,923	0	2,512,882	55,022	2,567,904
21-0518-0009	Mod Lang-Research Support	0	0.00	0	0.00	0	0	0	2,285	2,285
21-0518-5701	Mod Lang-Distance Ed	53,580	1.00	0	0.00	0	0	53,580	0	53,580
21-0519-0001	Philosophy	975,852	10.40	224,938	4.85	273,313	0	1,474,103	22,830	1,496,933
21-0519-5701	Philosophy-Distance Ed	68,705	1.00	0	0.00	0	0	68,705	0	68,705
21-0520-0001	Center on Children Families Law	0	0.00	101,312	0.75	23,088	0	124,400	4,307	128,707
21-0521-0001	Physics And Astronomy	2,695,615	23.99	524,736	13.75	712,878	0	3,933,229	84,053	4,017,282
21-0521-0003	Physics-Instru Support	71,438	1.00	0	0.00	22,910	0	94,348	7,203	101,551
21-0521-0005	Physics And Astronomy Physics Shops	0	0.00	98,760	1.48	50,490	0	149,250	0	149,250
21-0521-0006	Physics And Astronomy Physics Special	0	0.00	0	0.00	0	0	0	3,451	3,451
21-0521-0010	Physics-Chemistry Machine Shop	0	0.00	140,030	3.20	30,879	0	170,909	0	170,909
21-0521-5101	POE Physics-AMO Physics	158,630	1.36	62,928	0.00	0	0	221,558	26,500	248,058
21-0521-5102	POE Physics-Nanoscale Science	412,991	2.37	91,627	0.38	0	0	504,618	103,126	607,744
21-0521-5112	Nanomaterials POE	91,449	1.00	0	0.00	0	0	91,449	0	91,449
21-0522-0001	Political Science	1,509,273	15.41	283,849	6.58	479,994	0	2,273,116	36,900	2,310,016
21-0522-5103	POE-Pol Sci-Water Initiative	40,604	0.44	0	0.00	0	0	40,604	0	40,604
21-0522-5702	Pol Sci-Natl Security Educ & Rsch Prog	76,305	1.00	0	0.00	0	0	76,305	0	76,305
21-0523-0001	Psychology	2,915,708	30.40	630,331	15.50	802,251	0	4,348,290	73,987	4,422,277
21-0523-5102	POE Law & Psychology	33,196	0.30	0	0.00	0	0	33,196	0	33,196
21-0523-5701	Psych-Distance Ed	79,790	1.00	41,850	1.00	0	0	121,640	0	121,640
21-0524-0001	Sociology	1,448,786	13.85	394,725	10.10	429,616	0	2,273,127	34,090	2,307,217
21-0524-0006	Soc-Bureau Sociological Rsch	0	0.00	31,856	0.65	6,324	0	38,180	0	38,180
21-0524-5102	POE Soc-Falci/Goosby	106,118	1.00	26,253	0.00	0	0	132,371	3,300	135,671
21-0524-5701	Sociology Distance Ed	78,000	1.00	0	0.00	0	0	78,000	0	78,000
21-0525-0001	Communication Studies	812,562	9.40	291,900	6.75	303,498	0	1,407,960	20,013	1,427,973
21-0525-0002	Comm Studies-Debate	0	0.00	0	0.00	0	0	0	22,444	22,444
21-0526-0001	Center Great Plains Study	0	0.00	66,221	1.89	78,296	0	144,517	36,782	181,299
21-0528-0001	Nat Res Sci-A/S	88,868	0.75	0	0.00	27,049	0	115,917	2,758	118,675
21-0529-0001	Environmental Studies	0	0.00	2,400	0.00	4,305	0	6,705	7,040	13,745
21-0534-0001	Judaic Studies	0	0.00	8,266	0.25	3,434	0	11,700	2,081	13,781
21-0536-0001	Center for Science/Math/Comp Ed	35,328	0.45	180,062	2.83	55,937	0	271,327	28,021	299,348
21-0536-5101	POE CSMCE-Teach & Learning Seed Grants	132,490	1.38	137,555	2.50	0	0	270,045	12,000	282,045
21-0536-5102	POE CSMCE-NU Teach	65,277	0.38	27,774	0.50	0	0	93,051	19,949	113,000
21-0537-0001	Women's Studies - WS	135,662	1.80	30,803	0.50	54,881	0	221,346	22,009	243,355
21-0537-5102	POE-Womens and Gender Studies-WRIT	10,660	0.10	31,980	0.30	0	0	42,640	0	42,640
21-0540-0001	Human Rights/Human Diversity	30,683	0.49	2,400	0.00	7,855	0	40,938	0	40,938
21-0545-0001	Plant Science-A&S	118,118	0.94	2,454	0.25	34,689	0	155,261	53,960	209,221
21-0553-0001	SGIS	1,257,926	15.71	134,916	2.08	421,776	0	1,814,618	0	1,814,618
21-0553-0201	SGIS - Anthropology	0	0.00	51,650	1.51	29,953	0	81,603	15,295	96,898
21-0553-0301	SGIS - Geography	0	0.00	144,702	4.50	23,246	0	167,948	15,567	183,515
21-0553-0401	SGIS-Global Studies	0	0.00	0	0.00	0	0	0	3,445	3,445
21-0590-0001	Cr English as Second Language	149,455	12.84	0	0.00	66,866	0	216,321	0	216,321
	TOTAL	**38,335,866**	**364.66**	**15,876,629**	**327.60**	**11,451,414**	**0**	**65,663,909**	**3,315,129**	**68,979,038**

COST OBJECT LISTING BY SUB PROGRAM
2021-2022GENERAL OPERATING BUDGET
UNIVERSITY OF NEBRASKA - LINCOLN
Excluding IANR and NCTA

SUBPROGRAM #/NAME: 05 College of Arts and Sciences

UNL-State General Fund-711 Revolving/Designated

COST OBJECT		FACULTY Dollar	FACULTY FTE	NON FACULTY Dollar	NON FACULTY FTE	EMPLOYEE BENEFITS	PERSONAL SERVICE CREDITS	TOTAL PERSONAL SERVICES	TOTAL OPERATING EXPENSES	TOTAL
22-0501-0001	Student Tech Revl-A&S Dean's Office	0	0.00	105,848	2.58	22,343	0	128,191	500	128,691
22-0503-0001	OldH Bus Co-op Srvc Ctr	0	0.00	24,305	0.43	3,906	0	28,211	0	28,211
22-0506-0006	SBS Royalties	0	0.00	0	0.00	0	0	0	4,000	4,000
22-0509-0005	Chemistry Revolving	0	0.00	0	0.00	0	0	0	102,611	102,611
22-0509-0007	Chemistry-Scientific Shops	0	0.00	18,523	0.28	4,982	0	23,505	15,000	38,505
22-0509-0008	Chemistry Laboratory Fees	0	0.00	49,535	1.39	14,535	0	64,070	70,728	134,798
22-0509-0019	Molecular Analysts & Characterization Fa	3,895	0.04	85,530	1.00	12,476	0	101,901	125,334	227,235
22-0511-0002	Computer Science-Lab Fees	0	0.00	0	0.00	0	0	0	46,500	46,500
22-0511-0005	Comp Sci-Comp Tech Srv	0	0.00	357,597	5.00	92,653	0	450,250	10,000	460,250
22-0512-0002	Prairie Schooner Operations	0	0.00	17,250	0.39	2,336	0	19,586	0	19,586
22-0512-0005	English-Lab Fees	0	0.00	0	0.00	0	0	0	10,000	10,000
22-0512-0008	English NWP In-Service Pgm	0	0.00	0	0.00	0	0	0	1,500	1,500
22-0512-0009	English-Writing Workshops	0	0.00	0	0.00	0	0	0	27,000	27,000
22-0512-1003	Prairie Schooner Book Prize	0	0.00	15,759	0.50	289	0	16,048	15,000	31,048
22-0512-1004	Special Purpose	0	0.00	0	0.00	0	0	0	3,300	3,300
22-0512-1005	Grad Student Support	0	0.00	0	0.00	0	0	0	11,000	11,000
22-0514-0006	Geosciences Lab Fees	0	0.00	0	0.00	0	0	0	14,420	14,420
22-0515-0001	Biochemistry-Lab Fees	0	0.00	0	0.00	0	0	0	9,000	9,000
22-0516-0002	History Royalties	0	0.00	0	0.00	0	0	0	10,000	10,000
22-0517-0005	Mathematics-Math Day	0	0.00	0	0.00	0	0	0	7,500	7,500
22-0517-0006	Math-Lab Fees	0	0.00	43,833	0.00	206	0	44,039	2,687	46,726
22-0518-0004	Modern Languages Laboratory Fees	0	0.00	16,254	0.50	4,962	0	21,216	6,315	27,531
22-0518-0006	Mod Lang-Czech Language Program	54,620	1.00	0	0.00	22,393	0	77,013	0	77,013
22-0520-0022	CCFL Service Center	0	0.00	283,065	5.00	46,873	0	329,938	0	329,938
22-0521-0001	Physics And Astronomy Physics Services	0	0.00	0	0.00	0	0	0	11,264	11,264
22-0521-0003	Physics-Revlg Activ	0	0.00	0	0.00	0	0	0	15,867	15,867
22-0521-0005	Electronics Shops	0	0.00	35,629	0.52	47,255	0	82,884	38,495	121,379
22-0521-0006	Physics & Astronomy-Joint Instr Shop	0	0.00	49,726	0.98	75,937	0	125,663	0	125,663
22-0521-0007	Physics And Astronomy Laboratory Fees	0	0.00	0	0.00	0	0	0	8,528	8,528
22-0523-0001	Psych-Clinical Training Pgm	0	0.00	255,003	18.00	210	0	255,213	134,014	389,227
22-0523-0002	Psychology Psychological Development	0	0.00	2,136	0.20	0	0	2,136	17,374	19,510
22-0523-0003	Psych-Consultation Ctr	0	0.00	84,294	2.56	942	0	85,236	24,000	109,236
22-0523-0004	Psychology - Law/Psychological Dev	0	0.00	24,774	0.00	0	0	24,774	12,694	37,468
22-0523-0006	Psychology Laboratory Fees	0	0.00	13,686	0.00	0	0	13,686	4,480	18,166
22-0524-0001	Sociology Burea Soc Research - Rev	0	0.00	667,633	20.16	214,351	0	881,984	15,593	897,577
22-0524-0003	Sociology-Lab Fees	0	0.00	0	0.00	0	0	0	1,000	1,000
22-0525-0001	Comm Studies-Speech Whshp Revlg	0	0.00	0	0.00	0	0	0	36,000	36,000
22-0525-0002	Communications - Lab Fees	0	0.00	20,127	1.32	0	0	20,127	2,000	22,127
22-0536-1002	CSMCE-Registration Fees-Frederick	0	0.00	25,661	0.50	9,559	0	35,220	0	35,220
22-0551-0001	NCIBC Service Center	0	0.00	102,592	2.00	20,277	0	122,869	0	122,869
22-0590-0001	Intensive English Program	180,580	5.00	147,970	2.75	51,403	0	379,953	53,208	433,161
	TOTAL	**239,095**	**6.04**	**2,446,730**	**66.05**	**647,888**	**0**	**3,333,713**	**866,912**	**4,200,625**

UNL-Federal Letter of Credit-716 Federal/Restricted

COST OBJECT		FACULTY Dollar	FACULTY FTE	NON FACULTY Dollar	NON FACULTY FTE	EMPLOYEE BENEFITS	PERSONAL SERVICE CREDITS	TOTAL PERSONAL SERVICES	TOTAL OPERATING EXPENSES	TOTAL
24-0506-0215001	NIH Mutational Pleiotropy	55,598	1.00	0	0.00	31,393	0	86,991	0	86,991
24-0520-0308001	DHHS Quailty Improvement Center year 5	261,139	2.49	262,274	5.00	69,258	0	592,671	0	592,671
24-0523-0101001	NIH Integrating Alcohol Myopia	0	0.00	43,672	1.00	26,482	0	70,154	0	70,154
24-0524-0055001	NIH Ojibwe Substance Abuse Prevention	0	0.00	51,407	1.00	20,534	0	71,941	0	71,941

COST OBJECT LISTING BY SUB PROGRAM
2021-2022GENERAL OPERATING BUDGET
UNIVERSITY OF NEBRASKA - LINCOLN
Excluding IANR and NCTA

SUBPROGRAM #/NAME: 05 College of Arts and Sciences

UNL-Federal Letter of Credit-716 Federal/Restricted

COST OBJECT		FACULTY Dollar	FACULTY FTE	NON FACULTY Dollar	NON FACULTY FTE	EMPLOYEE BENEFITS	PERSONAL SERVICE CREDITS	TOTAL PERSONAL SERVICES	TOTAL OPERATING EXPENSES	TOTAL
24-0551-0001501	NIH CIBC Admin Year 5	0	0.00	24,538	0.50	10,506	0	35,044	0	35,044
24-0552-0001301	NIH RDAR Center - YR 3	0	0.00	137,493	2.15	10,076	0	147,569	0	147,569
24-0552-0001302	NIH RDAR Longitudinl Ntwrks Core - YR 3	78,408	1.00	47,705	1.00	12,259	0	138,372	0	138,372
24-0552-0001305	NIH RDAR Andrews - YR 3	0	0.00	42,625	1.00	9,191	0	51,816	0	51,816
	TOTAL	**395,145**	**4.49**	**609,714**	**11.65**	**189,699**	**0**	**1,194,558**	**0**	**1,194,558**

UNL-Federal Advance-717 Federal/Restricted

COST OBJECT		FACULTY Dollar	FACULTY FTE	NON FACULTY Dollar	NON FACULTY FTE	EMPLOYEE BENEFITS	PERSONAL SERVICE CREDITS	TOTAL PERSONAL SERVICES	TOTAL OPERATING EXPENSES	TOTAL
25-0506-0223001	NSF Double-Strand Break	0	0.00	38,041	1.00	26,505	0	64,546	0	64,546
25-0520-0026001	HUD FY18 NE BOS YHDP SSO Coord Entry	0	0.00	84,318	1.00	15,591	0	99,909	0	99,909
25-0520-0027001	HUD FY18 NE BOS YHDP-HMIS 19-21	0	0.00	67,978	1.75	14,040	0	82,018	0	82,018
25-0520-0031001	HUD FY19 NE BOS HIMS 20-21	0	0.00	51,251	1.00	15,018	0	66,269	0	66,269
25-0520-0032001	HUD FY19 Lincoln HMIS	0	0.00	50,243	1.00	7,342	0	57,585	0	57,585
25-0520-0034001	HUD FY 19 BOS SSO Coord Entry	0	0.00	60,117	1.00	5,225	0	65,342	0	65,342
25-0521-0184001	NSF MRSEC P-SPINS ADMIN	0	0.00	0	0.00	2	0	2	0	2
25-0521-0230001	DOE LaserNet US FY21	0	0.00	57,200	1.00	21,573	0	78,773	0	78,773
25-0521-0233001	NSF NNCI NE Facility NNF	197,800	3.00	0	0.00	53,756	0	251,556	0	251,556
25-0521-0234001	DTRA Disabling Batteries with LWFA	0	0.00	118,038	2.00	21,471	0	139,509	0	139,509
25-0536-0038001	NSF - SEMINAL	10,534	0.10	0	0.00	1,923	0	12,457	0	12,457
25-0536-0050001	NSF STEM Connect	31,606	0.30	0	0.00	8,157	0	39,763	0	39,763
	TOTAL	**239,940**	**3.40**	**527,186**	**9.75**	**190,603**	**0**	**957,729**	**0**	**957,729**

UNL-Trust-Grant/Cont/Loan/End-718 Trust/Restricted

COST OBJECT		FACULTY Dollar	FACULTY FTE	NON FACULTY Dollar	NON FACULTY FTE	EMPLOYEE BENEFITS	PERSONAL SERVICE CREDITS	TOTAL PERSONAL SERVICES	TOTAL OPERATING EXPENSES	TOTAL
26-0502-0009009	NE MILITARY DEPT 21FY GIS IGI&S	0	0.00	48,960	1.00	6,309	0	55,269	0	55,269
26-0511-0198001	NSRI Fixed Wing VTOL	0	0.00	67,000	1.00	25,484	0	92,484	0	92,484
26-0512-0014001	Hillegass/Othmer Chair-Price; K.	7,500	0.00	0	0.00	0	0	7,500	0	7,500
26-0512-0015001	Othmer Match for Hillegass Fd-Price; Ken	7,500	0.00	0	0.00	0	0	7,500	0	7,500
26-0514-0031001	Coffman/Othmer Prof-Fielding; Chris	5,000	0.00	0	0.00	0	0	5,000	0	5,000
26-0514-0032001	Othmer Match for Coffman-Fielding; Chris	5,000	0.00	0	0.00	2,399	0	7,399	0	7,399
26-0514-0032002	Othmer Match Operating-Fielding; Chris	0	0.00	0	0.00	20	0	20	0	20
26-0516-0010001	Thompson/Othmer Prof-Borstelmann; Thomas	5,000	0.00	0	0.00	0	0	5,000	0	5,000
26-0516-0011001	Othmer Match for Thompson Fd-Borstelmann	5,000	0.00	0	0.00	2,219	0	7,219	0	7,219
26-0516-0018001	Angle/Othmer Prof-Thomas	5,000	0.00	0	0.00	0	0	5,000	0	5,000
26-0516-0019001	Othmer Match for Angle Fund-Thomas	5,000	0.00	0	0.00	2,427	0	7,427	0	7,427
26-0516-0019002	Othmer Match for Operating-Thomas	0	0.00	17,483	0.50	2,085	0	19,568	0	19,568
26-0516-0042001	Univ of Ill Humanities Without Walls	0	0.00	0	0.00	195	0	195	0	195
26-0517-0197001	Olson Chair-Radu	5,000	0.00	0	0.00	0	0	5,000	0	5,000
26-0518-0002001	Kawasaki Reading Room	0	0.00	51,052	1.00	24,695	0	75,747	0	75,747
26-0518-0022001	Olson Chair/Gonzalez-Allende	5,000	0.00	0	0.00	0	0	5,000	0	5,000
26-0519-0002001	Chambers/Othmer Prof-Henderson	3,000	0.00	0	0.00	0	0	3,000	0	3,000
26-0519-0003001	Othmer Match for Chambers Fund-Henderson	3,000	0.00	0	0.00	1,608	0	4,608	0	4,608
26-0519-0004001	Chambers/Othmer Prof-Brunero	3,000	0.00	0	0.00	0	0	3,000	0	3,000
26-0519-0005001	Othmer Match for Chambers Fund-Brunero	3,000	0.00	0	0.00	1,941	0	4,941	0	4,941
26-0520-0239001	Sherwood Fnd Children's Justice Clinic	0	0.00	183,946	3.00	25,017	0	208,963	0	208,963
26-0520-0254002	NE DHHS Training Renewal 1	0	0.00	926,955	17.50	198,156	0	1,125,111	0	1,125,111
26-0520-0273001	SHERWOOD 2019-21 NRPVYC	0	0.00	427,691	7.00	109,178	0	536,869	0	536,869
26-0520-0278001	NE DHHS NHAP HMIS 2019-2023	0	0.00	0	0.00	204	0	204	0	204

COST OBJECT LISTING BY SUB PROGRAM
2021-2022GENERAL OPERATING BUDGET
UNIVERSITY OF NEBRASKA - LINCOLN
Excluding IANR and NCTA

SUBPROGRAM #/NAME: 05 College of Arts and Sciences

UNL-Trust-Grant/Cont/Loan/End-718 Trust/Restricted

COST OBJECT		FACULTY Dollar	FACULTY FTE	NON FACULTY Dollar	NON FACULTY FTE	EMPLOYEE BENEFITS	PERSONAL SERVICE CREDITS	TOTAL PERSONAL SERVICES	TOTAL OPERATING EXPENSES	TOTAL
26-0520-0312001	NDE IFSP Web & EDN Online 20-21	0	0.00	123,114	2.00	12,777	0	135,891	0	135,891
26-0520-0322001	NE DHHS New Worker Training 20-21	0	0.00	307,859	6.49	97,255	0	405,114	0	405,114
26-0520-0336001	NCFF PDG-NCRP Training 21-22	0	0.00	37,440	1.00	5,215	0	42,655	0	42,655
26-0520-0341001	CITY OF LINCOLN FY 19 CoC Planning Admin	0	0.00	42,829	1.00	624	0	43,453	0	43,453
26-0521-0054001	Olson / Othmer Prof-Umstadter	7,500	0.00	0	0.00	0	0	7,500	0	7,500
26-0521-0055001	Othmer Match for Olson Fund-Umstadter	7,500	0.00	0	0.00	2,863	0	10,363	0	10,363
26-0521-0189001	Fermi Lab LHC CMS Detector Upgrade	0	0.00	60,900	1.00	6,509	0	67,409	0	67,409
26-0522-0027001	Olson Chair-Kevin Smith	10,000	0.00	0	0.00	0	0	10,000	0	10,000
26-0523-0140001	Clinical Psych Ed Partnership Cont FY17	0	0.00	3,461	0.04	6,153	0	9,614	0	9,614
26-0524-0120001	Olson Chair-Kristen Olson	5,000	0.00	0	0.00	0	0	5,000	0	5,000
26-0524-0161001	NE DHHS SHARP 2021	0	0.00	39,340	1.00	3,532	0	42,872	0	42,872
26-0525-0016001	Olson Chair-Jordan Soliz	5,000	0.00	0	0.00	0	0	5,000	0	5,000
26-0526-0052001	Othmer NEH Plains Humanities Alliance	0	0.00	65,000	1.00	17,416	0	82,416	0	82,416
27-0506-0008001	Lehr 3M College Prof- Wood	15,000	0.00	0	0.00	0	0	15,000	0	15,000
27-0506-0027001	Kenneth C Stout Bio Sciences Fund	0	0.00	0	0.00	59	0	59	0	59
27-0509-0045001	Hewett University Prof-Hage	15,000	0.00	0	0.00	0	0	15,000	0	15,000
27-0509-0200001	Lucile R Hac Chair Fund	10,000	0.00	0	0.00	0	0	10,000	0	10,000
27-0510-0007001	Happold Classics	5,000	0.00	0	0.00	2,911	0	7,911	0	7,911
27-0510-0016001	Hymen Rosenberg Prof-Burnett	5,000	0.00	0	0.00	2,839	0	7,839	0	7,839
27-0512-0002001	Adele Hall College Prof-Agee; Jonis	10,000	0.00	0	0.00	0	0	10,000	0	10,000
27-0512-0009001	Holmes Distinguished Prof-Behrendt	15,000	0.00	0	0.00	0	0	15,000	0	15,000
27-0512-0012001	J Ryan Prof Film Studies- Dixon; Wheeler	7,500	0.00	0	0.00	0	0	7,500	0	7,500
27-0512-0015001	Luschei Editorship Prairie SchoonerDawes	10,000	0.00	0	0.00	0	0	10,000	0	10,000
27-0512-0030001	Willa Cather Project	0	0.00	2,710	0.03	14,741	0	17,451	0	17,451
27-0514-0003001	Schultz College Prof-Loope	5,000	0.00	0	0.00	0	0	5,000	0	5,000
27-0514-0006001	T Mylan Stout College Prof-Harwood	7,500	0.00	0	0.00	0	0	7,500	0	7,500
27-0514-0107001	George Holmes University Professor-Fritz	15,000	0.00	0	0.00	0	0	15,000	0	15,000
27-0516-0002001	Rosenberg Prof Judaic St-G. Steinacher	5,000	0.00	0	0.00	0	0	5,000	0	5,000
27-0516-0004001	James L Sellers College Prof-Coble	10,000	0.00	0	0.00	0	0	10,000	0	10,000
27-0516-0006001	Thomas C Sorensen Prof-Winkle; K.	10,000	0.00	0	0.00	0	0	10,000	0	10,000
27-0516-0009001	Samuel Clark Waugh Prof-Ambrosius	7,500	0.00	0	0.00	0	0	7,500	0	7,500
27-0516-0010001	Happold History	10,000	0.00	0	0.00	798	0	10,798	0	10,798
27-0516-0012001	Varner Professorship-Burnett	10,000	0.00	0	0.00	0	0	10,000	0	10,000
27-0516-0013001	Thompson Fund Prof-Burnett	5,000	0.00	0	0.00	0	0	5,000	0	5,000
27-0516-0030001	James A Rawley Prof in History	15,000	0.00	0	0.00	0	0	15,000	0	15,000
27-0516-0045001	Charles & Linda Wilson Professorship	10,000	0.00	0	0.00	0	0	10,000	0	10,000
27-0517-0003001	Mohr College Professor-Lahiri; P.	13,000	0.00	0	0.00	0	0	13,000	0	13,000
27-0518-0011001	Harold E. Spencer Prof-Balasubramanian	5,000	0.00	0	0.00	0	0	5,000	0	5,000
27-0521-0001001	Holmes Distinguished Prof-Sellmyer	9,750	0.00	0	0.00	0	0	9,750	0	9,750
27-0521-0021001	George Holmes Univ Prof-Tsymbal	15,000	0.00	0	0.00	0	0	15,000	0	15,000
27-0522-0001001	Political Science Development Fund	0	0.00	0	0.00	5	0	5	0	5
27-0522-0005001	Foundation Regents Univ Prof-Hibbing; J.	10,000	0.00	0	0.00	0	0	10,000	0	10,000
27-0522-0030001	Samuel Clark Waugh Prof-Hillebrecht	2,500	0.00	0	0.00	0	0	2,500	0	2,500
27-0523-0004001	Happold Fund	5,000	0.00	0	0.00	826	0	5,826	0	5,826
27-0523-0085001	Thompson Chancellor Prof-Molfese	15,000	0.00	0	0.00	0	0	15,000	0	15,000
27-0524-0004001	Happold Fund	10,000	0.00	0	0.00	2,157	0	12,157	0	12,157
27-0525-0015001	Debate Director Fund-Justin Kirk	58,576	1.00	0	0.00	12,975	0	71,551	0	71,551
27-0526-0001001	Great Plains Studies-Operations Fund	0	0.00	40,657	1.00	22,166	0	62,823	0	62,823
27-0526-0008001	Great Plains Studies-Christlieb Gallery	0	0.00	80,436	1.69	20,362	0	100,798	0	100,798
27-0534-0009001	Schlesinger Prof-Kohen; Ariel	7,500	0.00	0	0.00	200	0	7,700	0	7,700
27-0553-0003001	Happold Professorship	10,000	0.00	0	0.00	1,923	0	11,923	0	11,923

COST OBJECT LISTING BY SUB PROGRAM
2021-2022GENERAL OPERATING BUDGET
UNIVERSITY OF NEBRASKA - LINCOLN
Excluding IANR and NCTA

SUBPROGRAM #/NAME: 05 College of Arts and Sciences

	TOTAL	**465,826**	**1.00**	**2,526,833**	**47.24**	**636,243**	**0**	**3,628,902**	**0**	**3,628,902**

UNL-Auxiliary-719 Auxiliaries & Services/Restricted

COST OBJECT		Dollar	FACULTY FTE	NON FACULTY Dollar	NON FACULTY FTE	EMPLOYEE BENEFITS	PERSONAL SERVICE CREDITS	TOTAL PERSONAL SERVICES	TOTAL OPERATING EXPENSES	TOTAL
23-0506-0001	Cedar Point Biological Station	0	0.00	32,724	1.00	6,596	0	39,320	58,816	98,136
	TOTAL	**0**	**0.00**	**32,724**	**1.00**	**6,596**	**0**	**39,320**	**58,816**	**98,136**
	SUB PROGRAM TOTAL	**39,675,872**	**380**	**22,019,816**	**463**	**13,122,443**	**0**	**74,818,131**	**4,240,857**	**79,058,988**

SUBPROGRAM #/NAME: 06 College of Business Administration

UNL-State General Fund-711 State & University Generated/Unrestricted

COST OBJECT		Dollar	FACULTY FTE	NON FACULTY Dollar	NON FACULTY FTE	EMPLOYEE BENEFITS	PERSONAL SERVICE CREDITS	TOTAL PERSONAL SERVICES	TOTAL OPERATING EXPENSES	TOTAL
21-0601-0001	College of Business Dean	107,839	0.00	1,710,046	19.96	351,497	0	2,169,382	75,776	2,245,158
21-0601-5102	POE Nebraska Center for Entrepreneurship	63,964	0.40	81,244	0.60	0	0	145,208	0	145,208
21-0601-5701	CoB Dean Distance Ed	4,041,173	23.74	0	0.00	0	0	4,041,173	1,672,598	5,713,771
21-0601-5702	CoB Offutt Distance Ed	0	0.00	0	0.00	0	0	0	1,423,877	1,423,877
21-0602-0001	College of Business General	0	0.00	58,279	0.00	56,360	0	114,639	785,989	900,628
21-0602-5801	CoB Differential Tuition	4,325,216	21.71	2,356,371	36.36	0	0	6,681,587	0	6,681,587
21-0605-0001	Bureau Business Research	0	0.00	86,535	2.66	45	0	86,580	0	86,580
21-0606-0001	School Of Accountancy	2,873,048	13.19	281,233	6.10	586,032	0	3,740,313	0	3,740,313
21-0607-0001	Economics	1,635,287	12.55	314,014	6.86	388,384	0	2,337,685	0	2,337,685
21-0608-0001	Finance	1,722,823	8.30	264,469	5.30	373,686	0	2,360,978	0	2,360,978
21-0608-0002	Finance-Actuarial Science	232,017	2.00	14,920	0.66	70,008	0	316,945	0	316,945
21-0609-0001	Management	1,528,720	9.70	329,041	6.90	361,185	0	2,218,946	0	2,218,946
21-0609-0002	Management Center For Economic Inov	0	0.00	80,413	1.63	21,690	0	102,103	27,676	129,779
21-0609-5101	POE Management-Building Leadership	0	0.00	157,954	0.84	0	0	157,954	0	157,954
21-0610-0001	Marketing	1,172,249	7.30	266,691	5.10	242,042	0	1,680,982	0	1,680,982
21-0610-0002	Marketing Rural Economy	0	0.00	56,809	2.76	8,628	0	65,437	6,581	72,018
21-0611-0001	Economics Education	216,512	1.00	923	0.00	4,419	0	221,854	0	221,854
21-0611-0002	Econ Educ-Ne Council Econ Educ	77,472	1.01	46,790	0.50	27,431	0	151,693	0	151,693
21-0614-0001	SCMA-Supply Chain Management & Analytics	1,372,680	8.88	40,641	1.00	284,931	0	1,698,252	0	1,698,252
	TOTAL	**19,369,000**	**109.77**	**6,146,373**	**97.22**	**2,776,338**	**0**	**28,291,711**	**3,992,497**	**32,284,208**

UNL-State General Fund-711 Revolving/Designated

COST OBJECT		Dollar	FACULTY FTE	NON FACULTY Dollar	NON FACULTY FTE	EMPLOYEE BENEFITS	PERSONAL SERVICE CREDITS	TOTAL PERSONAL SERVICES	TOTAL OPERATING EXPENSES	TOTAL
22-0601-0001	Executive Education	0	0.00	61,873	1.00	21,233	0	83,106	94,238	177,344
22-0601-0002	Tax Institute	0	0.00	9,641	0.55	11,431	0	21,072	350,000	371,072
22-0602-0001	CoB Student Tech Fees	0	0.00	0	0.00	0	0	0	160,000	160,000
22-0602-0002	CoB Course Fees	0	0.00	0	0.00	0	0	0	35,000	35,000
22-0602-0003	CoB Tech Solutions Center	0	0.00	0	0.00	0	0	0	75,000	75,000
22-0605-0001	Bureau Business Research Publications	0	0.00	107,139	1.50	7,499	0	114,638	7,000	121,638
	TOTAL	**0**	**0.00**	**178,653**	**3.05**	**40,163**	**0**	**218,816**	**721,238**	**940,054**

UNL-Trust-Grant/Cont/Loan/End-718 Trust/Restricted

COST OBJECT		Dollar	FACULTY FTE	NON FACULTY Dollar	NON FACULTY FTE	EMPLOYEE BENEFITS	PERSONAL SERVICE CREDITS	TOTAL PERSONAL SERVICES	TOTAL OPERATING EXPENSES	TOTAL
26-0606-0012001	Delmar Lienemann Sr Chair of Accountancy	45,000	0.00	0	0.00	0	0	45,000	0	45,000
26-0609-0021001	Hawks/Othmer Prof-Gardner; William	25,000	0.00	0	0.00	0	0	25,000	0	25,000
26-0609-0022001	Othmer Match-Gardner; William	15,984	0.00	0	0.00	0	0	15,984	0	15,984

COST OBJECT LISTING BY SUB PROGRAM
2021-2022GENERAL OPERATING BUDGET
UNIVERSITY OF NEBRASKA - LINCOLN
Excluding IANR and NCTA

SUBPROGRAM #/NAME: 06 College of Business Administration

UNL-Trust-Grant/Cont/Loan/End-718 Trust/Restricted

COST OBJECT		FACULTY Dollar	FACULTY FTE	NON FACULTY Dollar	NON FACULTY FTE	EMPLOYEE BENEFITS	PERSONAL SERVICE CREDITS	TOTAL PERSONAL SERVICES	TOTAL OPERATING EXPENSES	TOTAL
26-0609-0076001	UNO NE Business Development Center 2020	0	0.00	48,213	1.00	4,138	0	52,351	0	52,351
26-0614-0012001	Stuart / Othmer Prof-Olson; David	19,000	0.00	0	0.00	0	0	19,000	0	19,000
26-0614-0013001	Othmer Match for Stuart Fd-Olson; David	19,000	0.00	0	0.00	0	0	19,000	0	19,000
27-0601-0001001	Business Admin Development Fund	58,696	0.40	102,718	0.60	38,648	0	200,062	0	200,062
27-0601-0018001	Stuart CBA Dean-Plowman	0	0.00	40,000	0.10	0	0	40,000	0	40,000
27-0606-0004001	Raymond C Dein College Prof-Smith; David	5,000	0.00	0	0.00	0	0	5,000	0	5,000
27-0606-0005001	Deloitte & Touche Col Prof-Smith; David	5,000	0.00	0	0.00	0	0	5,000	0	5,000
27-0606-0006001	KPMG/Peat Marwick Col Prof-Crabtree	5,000	0.00	0	0.00	0	0	5,000	0	5,000
27-0606-0007001	Faulkner Honored Service Prof-Goebel	10,000	0.00	0	0.00	0	0	10,000	0	10,000
27-0606-0010001	BKD LLC College Prof-Shoemaker	20,000	0.00	0	0.00	0	0	20,000	0	20,000
27-0607-0004001	Nelson College Professor-Fuess	25,000	0.00	0	0.00	0	0	25,000	0	25,000
27-0607-0006001	James & Helen Hanson College Prof-Schmid	10,000	0.00	0	0.00	0	0	10,000	0	10,000
27-0607-0007001	Baird Family Prof-Anderson; John	15,000	0.00	0	0.00	0	0	15,000	0	15,000
27-0607-0013001	Journal of Economic Education Fund	0	0.00	14,467	0.48	580	0	15,047	0	15,047
27-0607-0020001	Faulkner College Prof-Allgood	15,000	0.00	0	0.00	0	0	15,000	0	15,000
27-0607-0022001	Duane Acklie Prof-Balistreri	20,000	0.00	0	0.00	0	0	20,000	0	20,000
27-0607-0023001	John & Mable Hay Prof-Rosenbaum	15,000	0.00	0	0.00	0	0	15,000	0	15,000
27-0608-0003001	V J Skutt Distinguished Prof - Rejda	10,000	0.00	0	0.00	0	0	10,000	0	10,000
27-0608-0006001	Nebr Bankers Assn Col Prof-Karels	5,000	0.00	0	0.00	0	0	5,000	0	5,000
27-0608-0008001	Faulkner College Prof-Ramsay	10,000	0.00	0	0.00	0	0	10,000	0	10,000
27-0608-0014001	Hayes Chair Actuarial Science-S Vagts	20,000	0.00	0	0.00	0	0	20,000	0	20,000
27-0608-0022001	State Farm College Prof- Kathleen Farrel	15,000	0.00	0	0.00	0	0	15,000	0	15,000
27-0608-0023001	Ameritas Actuarial Faculty Fellow-Vagts	15,000	0.00	0	0.00	0	0	15,000	0	15,000
27-0608-0025001	Paul C Burmeister Col Prof-Unlu	5,000	0.00	0	0.00	0	0	5,000	0	5,000
27-0608-0069001	NE Bankers Association Prof-Moser	5,000	0.00	0	0.00	0	0	5,000	0	5,000
27-0609-0003001	Firstier Bank Dist Prof-Welbourne	25,000	0.00	0	0.00	0	0	25,000	0	25,000
27-0609-0043001	Faulkner College Prof-Duchon; Dennis	15,000	0.00	0	0.00	0	0	15,000	0	15,000
27-0610-0001001	Gold Distinguished Prof-Carlson; Leslie	10,000	0.00	0	0.00	0	0	10,000	0	10,000
27-0610-0004001	Marshall College Prof-Saini	10,000	0.00	0	0.00	0	0	10,000	0	10,000
27-0610-0007001	Hollman College Prof-Gentry	15,000	0.00	0	0.00	0	0	15,000	0	15,000
27-0610-0014001	Marketing	10,630	0.00	0	0.00	0	0	10,630	0	10,630
27-0610-0015001	W.W. Marshall Professorship #2-Kumar	5,000	0.00	0	0.00	0	0	5,000	0	5,000
27-0610-0060001	NRC Ctr for Sales Excellence	0	0.00	14,051	0.25	6,058	0	20,109	0	20,109
27-0611-0001001	Nebr Council On Economic Educ Fund	0	0.00	131,625	2.49	28,481	0	160,106	0	160,106
27-0611-0005001	Hay Prof-Walstad	15,000	0.00	0	0.00	0	0	15,000	0	15,000
27-0611-0008001	NE Bankers Association Prof-Davidson	5,000	0.00	0	0.00	0	0	5,000	0	5,000
27-0613-0003001	NU Fdn Clftn Strgth Inst Fac Sup	56,100	0.50	213,246	3.50	52,347	0	321,693	0	321,693
27-0614-0011001	C Wheaton Battey Dist Prof-Schniederjans	5,000	0.00	0	0.00	0	0	5,000	0	5,000
	TOTAL	**584,410**	**0.90**	**564,320**	**8.42**	**130,252**	**0**	**1,278,982**	**0**	**1,278,982**

UNL-Auxiliary-719 Auxiliaries & Services/Restricted

COST OBJECT		FACULTY Dollar	FACULTY FTE	NON FACULTY Dollar	NON FACULTY FTE	EMPLOYEE BENEFITS	PERSONAL SERVICE CREDITS	TOTAL PERSONAL SERVICES	TOTAL OPERATING EXPENSES	TOTAL
23-0602-0001	CoB Oxford Study Program	0	0.00	0	0.00	0	0	0	450,000	450,000
	TOTAL	**0**	**0.00**	**0**	**0.00**	**0**	**0**	**0**	**450,000**	**450,000**
	SUB PROGRAM TOTAL	**19,953,410**	**111**	**6,889,346**	**109**	**2,946,753**	**0**	**29,789,509**	**5,163,735**	**34,953,244**

SUBPROGRAM #/NAME: 07 College of Fine and Performing Arts

COST OBJECT LISTING BY SUB PROGRAM
2021-2022GENERAL OPERATING BUDGET
UNIVERSITY OF NEBRASKA - LINCOLN
Excluding IANR and NCTA

SUBPROGRAM #/NAME: 07 College of Fine and Performing Arts

UNL-State General Fund-711 State & University Generated/Unrestricted

COST OBJECT		FACULTY Dollar	FACULTY FTE	NON FACULTY Dollar	NON FACULTY FTE	EMPLOYEE BENEFITS	PERSONAL SERVICE CREDITS	TOTAL PERSONAL SERVICES	TOTAL OPERATING EXPENSES	TOTAL
21-0701-0001	Fine & Performing Arts-Dean's Office	0	0.00	1,036,721	12.68	276,157	0	1,312,878	0	1,312,878
21-0702-0001	Fine & Performing Arts-General	375,646	0.00	39,378	0.00	2,793	0	417,817	177,972	595,789
21-0702-5102	POE FPA-Digital Media	0	0.00	57,102	2.24	0	0	57,102	0	57,102
21-0702-5701	Fine & Performing Arts-Distance Ed	0	0.00	16,352	0.32	0	0	16,352	53,624	69,976
21-0705-0001	Art-Dept Oper	1,398,076	18.00	439,289	8.79	532,297	0	2,369,662	34,757	2,404,419
21-0705-5701	Art History Distance Ed	0	0.00	8,771	0.21	0	0	8,771	31,308	40,079
21-0706-0001	GKSOM-Dept Oper	3,287,715	41.00	1,150,531	24.92	1,211,689	0	5,649,935	29,262	5,679,197
21-0706-0004	GKSOM-Music Tours	0	0.00	0	0.00	0	0	0	3,000	3,000
21-0706-0006	GKSOM-Piano Pgm	0	0.00	0	0.00	0	0	0	12,000	12,000
21-0706-0007	GKSOM-Opera Pgm	0	0.00	0	0.00	0	0	0	5,000	5,000
21-0706-0009	GKSOM-Band Pgms Support	0	0.00	0	0.00	0	0	0	3,000	3,000
21-0706-5701	GKSOM-Music Distance Ed	0	0.00	0	0.00	0	0	0	25,764	25,764
21-0707-0001	Theatre Arts-Dept Oper	692,993	9.57	614,860	11.63	372,774	0	1,680,627	38,124	1,718,751
21-0707-0003	Theatre Arts-NE Rep Theatre	0	0.00	0	0.00	0	0	0	13,453	13,453
21-0707-5701	Theatre Arts Distance Ed	0	0.00	16,199	0.37	0	0	16,199	0	16,199
21-0709-0001	Carson Ctr for Emerg Media Arts-Oper	663,285	8.00	0	0.00	208,266	0	871,551	0	871,551
21-0709-5701	Carson Ctr for Emerg Media Arts-Dist Ed	0	0.00	211,637	1.00	0	0	211,637	52,373	264,010
	TOTAL	**6,417,715**	**76.57**	**3,590,840**	**62.16**	**2,603,976**	**0**	**12,612,531**	**479,637**	**13,092,168**

UNL-State General Fund-711 Revolving/Designated

COST OBJECT		FACULTY Dollar	FACULTY FTE	NON FACULTY Dollar	NON FACULTY FTE	EMPLOYEE BENEFITS	PERSONAL SERVICE CREDITS	TOTAL PERSONAL SERVICES	TOTAL OPERATING EXPENSES	TOTAL
22-0702-0004	FPA Gen-Student Tech Fee	0	0.00	0	0.00	0	0	0	75,000	75,000
22-0706-0005	GKSOM-Music/Opera Theatre	0	0.00	0	0.00	2	0	2	7,500	7,502
22-0706-0006	GKSOM-Kimball Recital Hall	0	0.00	15,000	0.23	44	0	15,044	40,000	55,044
22-0706-0008	GKSOM-Band Wkshop/Clinics	0	0.00	0	0.00	0	0	0	85,000	85,000
22-0706-0012	GKSOM-Summer Workshops	0	0.00	0	0.00	0	0	0	10,000	10,000
22-0706-0014	GKSOM-Athletic Bands	0	0.00	48,816	1.20	18,532	0	67,348	30,000	97,348
22-0707-0001	Theatre Arts-NE Repertory Theatre	0	0.00	0	0.00	0	0	0	32,816	32,816
22-0707-0002	Theatre Arts-Revolving	0	0.00	6,581	0.99	0	0	6,581	54,985	61,566
22-0707-0004	Theatre Arts-School Productions	0	0.00	57,506	0.00	0	0	57,506	37,895	95,401
	TOTAL	**0**	**0.00**	**127,903**	**2.42**	**18,578**	**0**	**146,481**	**373,196**	**519,677**

UNL-Trust-Grant/Cont/Loan/End-718 Trust/Restricted

COST OBJECT		FACULTY Dollar	FACULTY FTE	NON FACULTY Dollar	NON FACULTY FTE	EMPLOYEE BENEFITS	PERSONAL SERVICE CREDITS	TOTAL PERSONAL SERVICES	TOTAL OPERATING EXPENSES	TOTAL
27-0702-7252107	HL College Professorship	12,000	0.00	0	0.00	0	0	12,000	0	12,000
27-0702-7252114	Dean's Professorship	0	0.00	20,000	0.00	3,614	0	23,614	0	23,614
27-0706-0009001	Scribante College Prof - Barnes	10,000	0.00	0	0.00	0	0	10,000	0	10,000
27-0706-0010001	Larson College Prof-Bailey	20,000	0.00	0	0.00	0	0	20,000	0	20,000
27-0706-0012001	Steinhart College Prof-Nierman	10,000	0.00	0	0.00	0	0	10,000	0	10,000
27-0706-0022001	Ione Bowlin Endowment Fund	0	0.00	10,996	0.23	7,445	0	18,441	0	18,441
27-0706-1077001	Ron & Carol Cope Professorship-Nierman	10,000	0.00	0	0.00	0	0	10,000	0	10,000
27-0706-2830401	Glenn Korff Professorship	0	0.00	12,000	0.00	0	0	12,000	0	12,000
27-0706-2830499	Glenn Korff Faculty Support Admin.	0	0.00	1,000	0.00	4,086	0	5,086	0	5,086
27-0707-3891201	NE Rep Overhead	0	0.00	0	0.00	18	0	18	0	18
27-0707-8664831	NE Rep Professorship	10,000	0.00	0	0.00	2,304	0	12,304	0	12,304
27-0708-2908101	Mary Riepma Ross Operations	0	0.00	246,235	5.75	68,069	0	314,304	211,000	525,304
27-0709-3699101	Carson Center EMA Professorships	25,000	0.00	0	0.00	5,020	0	30,020	0	30,020

COST OBJECT LISTING BY SUB PROGRAM
2021-2022GENERAL OPERATING BUDGET
UNIVERSITY OF NEBRASKA - LINCOLN
Excluding IANR and NCTA

SUBPROGRAM #/NAME: 07 College of Fine and Performing Arts

	TOTAL	**97,000**	**0.00**	**290,231**	**5.98**	**90,556**	**0**	**477,787**	**211,000**	**688,787**

UNL-Auxiliary-719 Auxiliaries & Services/Restricted

COST OBJECT		FACULTY Dollar	FACULTY FTE	NON FACULTY Dollar	NON FACULTY FTE	EMPLOYEE BENEFITS	PERSONAL SERVICE CREDITS	TOTAL PERSONAL SERVICES	TOTAL OPERATING EXPENSES	TOTAL
23-0708-0001	Mary Riepma Ross Film Theater	0	0.00	72,230	0.59	12,658	0	84,888	26,567	111,455
	TOTAL	**0**	**0.00**	**72,230**	**0.59**	**12,658**	**0**	**84,888**	**26,567**	**111,455**
	SUB PROGRAM TOTAL	**6,514,715**	**77**	**4,081,204**	**71**	**2,725,768**	**0**	**13,321,687**	**1,090,400**	**14,412,087**

SUBPROGRAM #/NAME: 11 College of Engineering and Technology

UNL-State General Fund-711 State & University Generated/Unrestricted

COST OBJECT		FACULTY Dollar	FACULTY FTE	NON FACULTY Dollar	NON FACULTY FTE	EMPLOYEE BENEFITS	PERSONAL SERVICE CREDITS	TOTAL PERSONAL SERVICES	TOTAL OPERATING EXPENSES	TOTAL
21-1101-0001	CoE	69,983	0.60	2,565,219	26.18	601,071	0	3,236,273	208,864	3,445,137
21-1101-0002	CoE_Omaha	0	0.00	206,528	5.00	41,445	0	247,973	26,477	274,450
21-1101-0011	CoE_Communications	0	0.00	0	0.00	0	0	0	50,000	50,000
21-1101-5701	CoE_Dist Ed	0	0.00	0	0.00	0	0	0	109,486	109,486
21-1101-5801	CoE_Diff T_Ambassadors	0	0.00	40,000	1.00	0	0	40,000	0	40,000
21-1102-0001	CoE_General	954,180	0.00	1,391,952	1.50	87,379	0	2,433,511	85,579	2,519,090
21-1102-0002	CoE_General Travel	0	0.00	0	0.00	0	0	0	25,000	25,000
21-1102-0009	CoE_Ed Enhance-Scholarships	0	0.00	0	0.00	0	0	0	439,786	439,786
21-1102-5801	CoE_Diff T_Deans Pool	3,236,186	7.40	1,285,902	15.10	0	0	4,522,088	0	4,522,088
21-1102-5802	CoE_Diff T_Deans Prof Fee Tuit Pool	0	0.00	1,359,255	26.40	0	0	1,359,255	157,169	1,516,424
21-1105-0001	CoE_Research Center	0	0.00	184,788	3.50	70,506	0	255,294	10,404	265,698
21-1106-0001	CHME	1,763,074	13.30	304,719	4.70	492,051	0	2,559,844	46,560	2,606,404
21-1106-5103	CHME_POE_Bio Med	203,066	2.00	0	0.00	0	0	203,066	0	203,066
21-1107-0001	CEE_Lincoln	1,231,934	9.57	407,875	5.65	353,842	0	1,993,651	23,146	2,016,797
21-1107-5120	CEE_POE_Manufacturing	107,665	1.00	0	0.00	0	0	107,665	0	107,665
21-1108-0001	CSE	1,465,651	12.40	346,528	4.18	433,444	0	2,245,623	28,364	2,273,987
21-1108-5104	CSE_POE_Nano Technology	161,471	1.00	0	0.00	0	0	161,471	0	161,471
21-1108-5120	CSE_POE_Manufacturing	217,812	2.00	0	0.00	0	0	217,812	0	217,812
21-1108-5807	CSE_Diff T_Senior Design	0	0.00	101,750	1.00	0	0	101,750	0	101,750
21-1120-0001	CEE_Omaha	1,179,104	11.40	232,777	3.50	357,294	0	1,769,175	27,702	1,796,877
21-1120-0008	CEE_Omaha_PKI Strategic Initiative	188,231	2.00	0	0.00	57,759	0	245,990	250,000	495,990
21-1120-5120	CEE_Omaha_POE_Manufacturing	98,669	1.00	0	0.00	0	0	98,669	0	98,669
21-1120-5150	CEE_Omaha_POE_Defense	89,748	1.00	0	0.00	0	0	89,748	0	89,748
21-1122-0001	DSAEC_Arch Engr & Constr	2,841,913	26.80	64,693	0.40	688,916	0	3,595,522	30,199	3,625,721
21-1122-0004	DSAEC_Staff Expenditures	0	0.00	200,869	4.00	59,757	0	260,626	0	260,626
21-1122-0006	DSAEC_Events/Special Activities	0	0.00	0	0.00	0	0	0	10,000	10,000
21-1122-0010	DSAEC_Graduate Teaching Assts	0	0.00	21,115	0.00	186	0	21,301	0	21,301
21-1122-1005	DSAEC_Mail	0	0.00	0	0.00	0	0	0	2,500	2,500
21-1122-1006	DSAEC_Printing	0	0.00	0	0.00	0	0	0	10,000	10,000
21-1122-1007	DSAEC_Telephone	0	0.00	0	0.00	0	0	0	20,000	20,000
21-1122-1012	DSAEC_Other	0	0.00	0	0.00	0	0	0	35,000	35,000
21-1122-1018	DSAEC_Innovative Teaching Initiati	0	0.00	0	0.00	0	0	0	10,000	10,000
21-1122-1019	DSAEC_Institutional Fees	0	0.00	0	0.00	0	0	0	5,000	5,000
21-1122-5102	DSAEC_POE_Arch Engr	130,939	0.40	130,739	0.60	0	0	261,678	0	261,678
21-1122-5150	DSAEC_POE_Defense	91,411	1.00	0	0.00	0	0	91,411	0	91,411
21-1123-0001	MME	3,143,395	26.79	440,156	8.43	858,369	0	4,441,920	121,188	4,563,108
21-1123-5102	Award_POE_Tan; Li	67,876	0.67	0	0.00	0	0	67,876	0	67,876
21-1123-5103	Award_POE_EPSCoR Lim; Jung Yul	47,230	0.44	0	0.00	0	0	47,230	0	47,230
21-1123-5104	Startup_POE_Sutter; Eli A	64,541	0.38	0	0.00	0	0	64,541	0	64,541

COST OBJECT LISTING BY SUB PROGRAM
2021-2022GENERAL OPERATING BUDGET
UNIVERSITY OF NEBRASKA - LINCOLN
Excluding IANR and NCTA

SUBPROGRAM #/NAME: 11 College of Engineering and Technology

UNL-State General Fund-711 State & University Generated/Unrestricted

COST OBJECT		FACULTY Dollar	FACULTY FTE	NON FACULTY Dollar	NON FACULTY FTE	EMPLOYEE BENEFITS	PERSONAL SERVICE CREDITS	TOTAL PERSONAL SERVICES	TOTAL OPERATING EXPENSES	TOTAL
21-1123-5105	Startup_POE_Wang; Jian	135,626	1.00	0	0.00	0	0	135,626	0	135,626
21-1123-5109	Startup_POE_Markvicka; Eric J	91,910	1.00	0	0.00	0	0	91,910	0	91,910
21-1123-5120	MME_POE_Manufacturing	193,635	2.00	0	0.00	0	0	193,635	0	193,635
21-1123-5150	MME_POE_Defense	93,539	1.00	0	0.00	0	0	93,539	0	93,539
21-1123-5160	MME_POE_Biomed	189,294	2.00	0	0.00	0	0	189,294	0	189,294
21-1125-0001	ECE	2,394,337	17.72	835,539	13.93	694,203	0	3,924,079	40,590	3,964,669
21-1125-0101	ECE_Omaha_Operations	1,001,009	8.46	193,842	3.65	308,682	0	1,503,533	27,877	1,531,410
21-1125-0102	ECE_PKI Strategic Initiative	87,878	1.00	0	0.00	25,268	0	113,146	0	113,146
21-1125-5102	ECE_POE_Fac Cluster Support	274,951	2.54	0	0.00	0	0	274,951	0	274,951
21-1125-5105	Award_POE_Schubert; Mathias	81,965	0.63	0	0.00	0	0	81,965	0	81,965
21-1125-5120	ECE_POE_Manufacturing	391,589	3.00	0	0.00	0	0	391,589	0	391,589
21-1125-5150	ECE_POE_Defense	95,121	1.00	0	0.00	0	0	95,121	0	95,121
	TOTAL	**22,384,933**	**162.50**	**10,314,246**	**128.73**	**5,130,172**	**0**	**37,829,351**	**1,800,891**	**39,630,242**

UNL-State General Fund-711 Revolving/Designated

COST OBJECT		FACULTY Dollar	FACULTY FTE	NON FACULTY Dollar	NON FACULTY FTE	EMPLOYEE BENEFITS	PERSONAL SERVICE CREDITS	TOTAL PERSONAL SERVICES	TOTAL OPERATING EXPENSES	TOTAL
22-1102-0004	CoE_Svc Ctr_Mechanical Shop	0	0.00	4,441	0.00	0	0	4,441	34,500	38,941
22-1102-0005	CoE_Omaha_Svc Ctr_Reproductions	0	0.00	0	0.00	0	0	0	20,222	20,222
22-1102-0010	CoE_Student Tech Fee	0	0.00	42,240	0.50	9,220	0	51,460	0	51,460
22-1102-0012	CoE_Omaha_Student Tech Fee	0	0.00	51,810	1.00	20,348	0	72,158	0	72,158
22-1102-0025	CoE_Svc Ctr_NERcF	0	0.00	27,913	0.50	12,695	0	40,608	0	40,608
22-1106-0001	CHME_Lab Fees	0	0.00	0	0.00	0	0	0	1,600	1,600
22-1107-0004	CEE_Lab Fees	0	0.00	0	0.00	0	0	0	2,500	2,500
22-1108-0010	CSE_Equipment	0	0.00	0	0.00	0	0	0	60,000	60,000
22-1108-0016	CSE_Svc Ctr_Senior Design	0	0.00	77,648	1.00	25,523	0	103,171	0	103,171
22-1113-1001	MwRSF_Svc Ctr_Salaries	228,294	1.91	863,083	14.09	379,415	0	1,470,792	0	1,470,792
22-1120-0001	CEE_Omaha_Lab Fees	0	0.00	0	0.00	0	0	0	12,000	12,000
22-1121-0003	NTC_Svc Ctr_Admin	0	0.00	209,984	4.00	42,622	0	252,606	0	252,606
22-1122-0114	DSAEC_Construction Management_Lab Fees	0	0.00	0	0.00	0	0	0	3,000	3,000
22-1123-0002	MME_Lab Fees	0	0.00	0	0.00	0	0	0	33,000	33,000
22-1123-0010	MME_Equipment	0	0.00	0	0.00	0	0	0	93,000	93,000
22-1124-0003	BPDF_Residual Bal	0	0.00	133,110	3.00	16,622	0	149,732	0	149,732
22-1125-0003	ECE_Svc Ctr_Electrical Shop	0	0.00	1,438	0.00	0	0	1,438	4,153	5,591
22-1125-0006	ECE_Lab Fees	0	0.00	0	0.00	0	0	0	5,000	5,000
22-1125-0101	ECE_Omaha_Lab Fees	0	0.00	0	0.00	0	0	0	4,000	4,000
	TOTAL	**228,294**	**1.91**	**1,411,667**	**24.09**	**506,445**	**0**	**2,146,406**	**272,975**	**2,419,381**

UNL-Federal Advance-717 Federal/Restricted

COST OBJECT		FACULTY Dollar	FACULTY FTE	NON FACULTY Dollar	NON FACULTY FTE	EMPLOYEE BENEFITS	PERSONAL SERVICE CREDITS	TOTAL PERSONAL SERVICES	TOTAL OPERATING EXPENSES	TOTAL
25-1123-0046001	DOE NE Industrial Assessment Center	0	0.00	62,167	1.00	20,004	0	82,171	0	82,171
25-1125-0023003	DTRA Radiation Monitoring Sensors Opt 3	23,273	0.20	0	0.00	7,104	0	30,377	0	30,377
	TOTAL	**23,273**	**0.20**	**62,167**	**1.00**	**27,108**	**0**	**112,548**	**0**	**112,548**

UNL-Trust-Grant/Cont/Loan/End-718 Trust/Restricted

COST OBJECT		FACULTY Dollar	FACULTY FTE	NON FACULTY Dollar	NON FACULTY FTE	EMPLOYEE BENEFITS	PERSONAL SERVICE CREDITS	TOTAL PERSONAL SERVICES	TOTAL OPERATING EXPENSES	TOTAL
26-1107-0086001	Keith Klaasmeyer/Othmer Chair-Rilett	7,500	0.00	0	0.00	0	0	7,500	0	7,500

COST OBJECT LISTING BY SUB PROGRAM
2021-2022GENERAL OPERATING BUDGET
UNIVERSITY OF NEBRASKA - LINCOLN
Excluding IANR and NCTA

SUBPROGRAM #/NAME: 11 College of Engineering and Technology

UNL-Trust-Grant/Cont/Loan/End-718 Trust/Restricted

COST OBJECT		FACULTY Dollar	FACULTY FTE	NON FACULTY Dollar	NON FACULTY FTE	EMPLOYEE BENEFITS	PERSONAL SERVICE CREDITS	TOTAL PERSONAL SERVICES	TOTAL OPERATING EXPENSES	TOTAL
26-1107-0087001	Othmer Match for Klaasmeyer Fund-Rilett	7,500	0.00	0	0.00	2,819	0	10,319	0	10,319
26-1107-0184001	Voelte/Keegan Othmer Chair Stipend	5,000	0.00	0	0.00	0	0	5,000	0	5,000
26-1107-0185001	Othmer Match for Voelte/Keegan Chair	5,000	0.00	0	0.00	0	0	5,000	0	5,000
26-1107-0191001	NDOT Antioxidant Agent Phase I	25,488	0.30	0	0.00	12,860	0	38,348	0	38,348
26-1107-0193001	NDOT Antioxidant & Recycling Agent Phase	25,488	0.30	0	0.00	5,816	0	31,304	0	31,304
26-1107-0197001	Corn Bd Corn Oil for Improving Pavement	9,555	0.11	0	0.00	3,282	0	12,837	0	12,837
26-1121-4054001	NDOT High-RAP Mixtures with Rejuvenators	25,488	0.30	0	0.00	12,734	0	38,222	0	38,222
26-1123-0214001	UNMC Engineered Pediatric Valve	0	0.00	34,337	1.00	0	0	34,337	0	34,337
26-1123-0271001	NSRI BT Summer 20	0	0.00	75,000	1.00	5,602	0	80,602	0	80,602
26-1124-0020160	A-16: THOR-809 IB Pellet Processing	0	0.00	0	0.00	155	0	155	0	155
26-1125-0039001	ROCHESTER Laser Fusion Targets	85,729	1.00	0	0.00	35,738	0	121,467	0	121,467
27-1101-0007016	Recruitment and Outreach	0	0.00	65,000	1.00	18,085	0	83,085	0	83,085
27-1101-0013001	Richard L McNeel Prof Engr-Wei	20,000	0.00	0	0.00	0	0	20,000	0	20,000
27-1102-0021001	Kiewit Scholars Program Funding	0	0.00	60,900	1.00	5,721	0	66,621	0	66,621
27-1106-0006001	Anderson Fund Prof-Saraf; Ravi	10,000	0.00	0	0.00	0	0	10,000	0	10,000
27-1106-0007001	COE Distinguished Prof of CE-Viljoen	10,000	0.00	0	0.00	0	0	10,000	0	10,000
27-1106-0020010	College Prof William Velander	15,000	0.00	0	0.00	0	0	15,000	0	15,000
27-1107-0004001	Brightfelt College Professor-Nowak	15,000	0.00	0	0.00	0	0	15,000	0	15,000
27-1108-0001001	Henson College Prof - Dwyer; Matt	10,000	0.00	0	0.00	0	0	10,000	0	10,000
27-1108-0003002	Goddard Distinguished Scholar	10,000	0.00	0	0.00	0	0	10,000	0	10,000
27-1108-0006001	Elmer Koch Professorship Stipend	10,000	0.00	0	0.00	0	0	10,000	0	10,000
27-1111-0003001	Dist Engr College Professor-Rajurkar	10,000	0.00	0	0.00	0	0	10,000	0	10,000
27-1122-0009001	Durham Dist Prof-Puckett	15,000	0.00	0	0.00	0	0	15,000	0	15,000
27-1122-0020002	General Development	0	0.00	0	0.00	36	0	36	0	36
27-1123-0004001	MECHANICAL/MATERIAL ENGR	5,100	0.00	0	0.00	1,332	0	6,432	0	6,432
27-1123-0005001	McBroom Fund Prof - Dzenis	10,000	0.00	0	0.00	0	0	10,000	0	10,000
27-1123-0006003	Faculty Fellow Brightfelt - Turner	10,000	0.00	0	0.00	0	0	10,000	0	10,000
27-1123-0006004	Faculty Fellow Brightfelt - Shield	10,000	0.00	0	0.00	0	0	10,000	0	10,000
27-1123-0007001	MECHANICAL/MATERIAL ENGR	5,100	0.00	0	0.00	2,620	0	7,720	0	7,720
27-1123-0015001	Lederer Engineering Prof - Farritor	10,000	0.00	0	0.00	0	0	10,000	0	10,000
27-1125-0001002	Mohr Distinguished Prof - Ianno	10,000	0.00	0	0.00	0	0	10,000	0	10,000
27-1125-0001003	Blackman Distinguished Prof - Choobineh	10,000	0.00	0	0.00	0	0	10,000	0	10,000
27-1125-0001004	J A Woollam Dist Prof-Schubert	10,000	0.00	0	0.00	0	0	10,000	0	10,000
27-1125-0003001	Henson Fund Prof - Sharif	10,000	0.00	0	0.00	0	0	10,000	0	10,000
27-1125-0004001	Lott College Prof - Lu	15,000	0.00	0	0.00	0	0	15,000	0	15,000
27-1125-0006001	Kingery College Prof - Alexander	10,000	0.00	0	0.00	0	0	10,000	0	10,000
27-1125-0021001	Omar H Heins Prof-Perez	0	0.00	20,000	0.00	0	0	20,000	0	20,000
	TOTAL	**436,948**	**2.00**	**255,237**	**4.00**	**106,800**	**0**	**798,985**	**0**	**798,985**
	SUB PROGRAM TOTAL	**23,073,448**	**167**	**12,043,317**	**158**	**5,770,525**	**0**	**40,887,290**	**2,073,866**	**42,961,156**

SUBPROGRAM #/NAME: 12 Research

UNL-State General Fund-711 State & University Generated/Unrestricted

COST OBJECT		FACULTY Dollar	FACULTY FTE	NON FACULTY Dollar	NON FACULTY FTE	EMPLOYEE BENEFITS	PERSONAL SERVICE CREDITS	TOTAL PERSONAL SERVICES	TOTAL OPERATING EXPENSES	TOTAL
21-1201-0001	Vice Chan For Research Support Serv	0	0.00	546,506	3.65	143,360	0	689,866	-98,480	591,386
21-1201-0103	Research Communications	0	0.00	27,047	0.31	16,812	0	43,859	0	43,859
21-1201-0105	Research Finance	0	0.00	88,971	1.65	44,767	0	133,738	0	133,738
21-1203-0001	Improvement Of Research	0	0.00	43,523	0.67	15,294	0	58,817	0	58,817

COST OBJECT LISTING BY SUB PROGRAM
2021-2022GENERAL OPERATING BUDGET
UNIVERSITY OF NEBRASKA - LINCOLN
Excluding IANR and NCTA

SUBPROGRAM #/NAME: 12 Research

UNL-State General Fund-711 State & University Generated/Unrestricted

COST OBJECT		FACULTY Dollar	FACULTY FTE	NON FACULTY Dollar	NON FACULTY FTE	EMPLOYEE BENEFITS	PERSONAL SERVICE CREDITS	TOTAL PERSONAL SERVICES	TOTAL OPERATING EXPENSES	TOTAL
21-1205-0006	Office of Sponsored Programs-Post Award	0	0.00	927,082	14.80	348,645	0	1,275,727	0	1,275,727
21-1206-0001	Research Council	0	0.00	8,650	0.15	3,246	0	11,896	0	11,896
21-1209-0001	Rsch Compliance Srv	0	0.00	58,245	1.00	18,281	0	76,526	0	76,526
21-1209-0002	Rsch Compliance Srv-Human Subjects Irb	0	0.00	192,748	2.90	67,020	0	259,768	0	259,768
21-1219-0001	Brain, Biology & Behavior	0	0.00	189,015	1.00	18,293	0	207,308	0	207,308
21-1220-5101	POE-NE Ctr Virology	0	0.00	125,825	2.43	0	0	125,825	38,240	164,065
21-1220-5103	POE-NCV Wiebe	97,271	1.00	0	0.00	0	0	97,271	0	97,271
21-1220-5104	POE-NCV / An Sci-Vu	126,282	1.00	0	0.00	0	0	126,282	0	126,282
21-1224-1002	Univ Press-Production (PR)	0	0.00	76,118	1.60	36,379	0	112,497	0	112,497
21-1224-1003	Univ Press-Sales (SL)	0	0.00	117,767	3.00	44,357	0	162,124	0	162,124
21-1224-1008	Univ Press Acquisition (AQ)	0	0.00	135,711	4.00	71,650	0	207,361	0	207,361
	TOTAL	**223,553**	**2.00**	**2,537,208**	**37.16**	**828,104**	**0**	**3,588,865**	**-60,240**	**3,528,625**

UNL-State General Fund-711 Revolving/Designated

COST OBJECT		FACULTY Dollar	FACULTY FTE	NON FACULTY Dollar	NON FACULTY FTE	EMPLOYEE BENEFITS	PERSONAL SERVICE CREDITS	TOTAL PERSONAL SERVICES	TOTAL OPERATING EXPENSES	TOTAL
22-1209-0002	Life Science Annex	0	0.00	306,673	8.00	72,056	0	378,729	0	378,729
22-1219-0002	UNL Brain Imaging Center	0	0.00	132,270	2.10	44,278	0	176,548	0	176,548
22-1219-0003	CB3 Endocrine Lab	29,750	0.50	11,094	0.20	5,118	0	45,962	0	45,962
22-1223-0003	Methodology & Evaluation Core Facility	0	0.00	149,997	3.00	71,797	0	221,794	0	221,794
	TOTAL	**29,750**	**0.50**	**600,034**	**13.30**	**193,249**	**0**	**823,033**	**0**	**823,033**

UNL-State General Fund-711 Cash & Student Contracts/Designated

COST OBJECT		FACULTY Dollar	FACULTY FTE	NON FACULTY Dollar	NON FACULTY FTE	EMPLOYEE BENEFITS	PERSONAL SERVICE CREDITS	TOTAL PERSONAL SERVICES	TOTAL OPERATING EXPENSES	TOTAL
21-1201-4001	Vice Chan For Research F&A	9,135	0.05	690,819	6.53	0	0	699,954	0	699,954
21-1201-4102	VCR: Research Info Systems F&A	0	0.00	143,166	2.00	0	0	143,166	0	143,166
21-1201-4103	VCR Communications F&A	0	0.00	209,097	3.44	0	0	209,097	0	209,097
21-1201-4105	VCR Rsch Finance F&A	0	0.00	139,450	1.71	0	0	139,450	0	139,450
21-1201-4106	VCR Corporate & Foundation Relations F&A	0	0.00	175,925	2.00	0	0	175,925	0	175,925
21-1205-4005	Office of Proposal Development F&A	0	0.00	397,047	5.00	0	0	397,047	0	397,047
21-1205-4006	Office of Sponsored Programs-Post F&A	0	0.00	1,060,639	13.00	0	0	1,060,639	0	1,060,639
21-1209-4001	Research Compliance-Animal Care F&A	0	0.00	388,883	3.00	0	0	388,883	0	388,883
21-1209-4002	Research Compliance-Human Subjects F&A	0	0.00	342,351	5.10	0	0	342,351	0	342,351
	TOTAL	**9,135**	**0.05**	**3,547,377**	**41.78**	**0**	**0**	**3,556,512**	**0**	**3,556,512**

UNL-Federal Letter of Credit-716 Federal/Restricted

COST OBJECT		FACULTY Dollar	FACULTY FTE	NON FACULTY Dollar	NON FACULTY FTE	EMPLOYEE BENEFITS	PERSONAL SERVICE CREDITS	TOTAL PERSONAL SERVICES	TOTAL OPERATING EXPENSES	TOTAL
24-1219-0002001	NIH Exec Control & Adolescent Weight	0	0.00	36,624	1.10	18,333	0	54,957	0	54,957
24-1219-0005001	NIH Neural Vulnerabilities for Obesity	0	0.00	15,716	0.50	38,195	0	53,911	0	53,911
24-1220-0004004	LAB SCIENCE CORE Dr West	0	0.00	35,982	0.85	0	0	35,982	0	35,982
24-1220-0005001	NIH Antiviral BAF vs Poxvirus & HSV1	0	0.00	36,198	1.00	12,969	0	49,167	0	49,167
24-1220-0011001	NIH Mucosal Deliv of Ebola Inhibitor	0	0.00	15,344	0.50	33	0	15,377	0	15,377
24-1220-0012001	NIH Impact of Cannabis on HIV	0	0.00	22,858	0.45	22,220	0	45,078	0	45,078
24-1220-0012004	NIH Impact of Cannabis: Li	0	0.00	20,046	0.50	2,227	0	22,273	0	22,273
24-1220-0012005	NIH Impact of Cannabis:YR2 SUPP	0	0.00	17,755	0.35	6,928	0	24,683	0	24,683
24-1220-0013003	NIH ZAMDAPP - LAB CORE	0	0.00	2,116	0.05	8,545	0	10,661	0	10,661
24-1220-0014001	NIH KSHV HIV & KS Tumor	0	0.00	4,805	0.10	13,406	0	18,211	0	18,211

COST OBJECT LISTING BY SUB PROGRAM
2021-2022GENERAL OPERATING BUDGET
UNIVERSITY OF NEBRASKA - LINCOLN
Excluding IANR and NCTA

SUBPROGRAM #/NAME: 12 Research

UNL-Federal Letter of Credit-716 Federal/Restricted

COST OBJECT		FACULTY Dollar	FACULTY FTE	NON FACULTY Dollar	NON FACULTY FTE	EMPLOYEE BENEFITS	PERSONAL SERVICE CREDITS	TOTAL PERSONAL SERVICES	TOTAL OPERATING EXPENSES	TOTAL
24-1220-0015001	NIH KHSV Transmission Models	0	0.00	36,414	0.70	14,549	0	50,963	0	50,963
24-1220-0016001	NIH HIV and Microbiome PWID	0	0.00	26,870	0.50	7,235	0	34,105	0	34,105
24-1220-0016002	NIH HIV and Microbiome PWID - Li	0	0.00	97,844	2.00	21,381	0	119,225	0	119,225
	TOTAL	**0**	**0.00**	**368,572**	**8.60**	**166,021**	**0**	**534,593**	**0**	**534,593**

UNL-Trust-Grant/Cont/Loan/End-718 Trust/Restricted

COST OBJECT		FACULTY Dollar	FACULTY FTE	NON FACULTY Dollar	NON FACULTY FTE	EMPLOYEE BENEFITS	PERSONAL SERVICE CREDITS	TOTAL PERSONAL SERVICES	TOTAL OPERATING EXPENSES	TOTAL
26-1215-0102001	Wash ST (NSF) Biochemical Deciphering Oi	44,396	1.00	0	0.00	0	0	44,396	0	44,396
26-1215-0167001	IPAS ILL Center for Adv Bioenergy - Clem	0	0.00	42,630	1.00	44,819	0	87,449	0	87,449
26-1215-0195001	ILLINOIS FFAR Crops in Silico	0	0.00	45,150	1.00	11,765	0	56,915	0	56,915
26-1215-0226001	NSB Germplasm Through Biotech FY21	0	0.00	47,563	1.00	12,813	0	60,376	0	60,376
26-1217-0001001	NPPD-Energy Sciences Research Center	0	0.00	86,496	1.25	24,077	0	110,573	0	110,573
26-1219-0028002	UTHSC Role of Executive Control	0	0.00	140,427	3.20	11,282	0	151,709	0	151,709
26-1220-0024001	NPB Protect Against Swine Flu Infect	0	0.00	15,344	0.50	0	0	15,344	0	15,344
26-1220-0036001	NPB Develop Antibodies PRRSV	0	0.00	33,460	1.00	0	0	33,460	0	33,460
26-1220-0038001	DELAWARE Framework of Connections	0	0.00	16,526	0.50	34,846	0	51,372	0	51,372
26-1220-0045001	MARYLAND Neutralizing Antibodies	0	0.00	20,046	0.50	26,485	0	46,531	0	46,531
26-1223-0045001	BREEZMED Software Solution	10,636	0.17	0	0.00	5,626	0	16,262	0	16,262
27-1201-0006001	Mohr Fund Excellence-Paul; P	0	0.00	10,150	0.00	0	0	10,150	0	10,150
	TOTAL	**55,032**	**1.17**	**457,792**	**9.95**	**171,713**	**0**	**684,537**	**0**	**684,537**

UNL-Auxiliary-719 Auxiliaries & Services/Restricted

COST OBJECT		FACULTY Dollar	FACULTY FTE	NON FACULTY Dollar	NON FACULTY FTE	EMPLOYEE BENEFITS	PERSONAL SERVICE CREDITS	TOTAL PERSONAL SERVICES	TOTAL OPERATING EXPENSES	TOTAL
23-1224-0001	Univ Press Op	0	0.00	0	0.00	0	0	0	4,550,884	4,550,884
23-1224-1001	Univ Press-Manuscript Editorial (ME)	0	0.00	259,259	6.00	92,871	0	352,130	0	352,130
23-1224-1002	Univ Press-Production (PR)	0	0.00	207,790	5.40	86,899	0	294,689	0	294,689
23-1224-1003	Univ Press Sales (SL)	0	0.00	258,437	5.50	85,018	0	343,455	0	343,455
23-1224-1006	Univ Press-Directorship (DR)	0	0.00	343,940	2.50	72,265	0	416,205	0	416,205
23-1224-1007	Univ Press Business (BS)	0	0.00	133,306	3.00	47,029	0	180,335	0	180,335
23-1224-1008	Univ Press Acquisition (AQ)	0	0.00	389,892	7.50	110,643	0	500,535	0	500,535
23-1224-1009	Univ Press Journals (JR)	0	0.00	308,568	6.50	80,523	0	389,091	0	389,091
23-1224-1014	Univ Press Technology (IT)	0	0.00	99,649	2.00	38,513	0	138,162	0	138,162
	TOTAL	**0**	**0.00**	**2,000,841**	**38.40**	**613,761**	**0**	**2,614,602**	**4,550,884**	**7,165,486**
	SUB PROGRAM TOTAL	**317,470**	**4**	**9,511,824**	**149**	**1,972,848**	**0**	**11,802,142**	**4,490,644**	**16,292,786**

SUBPROGRAM #/NAME: 14 College of Journalism and Mass Communication

UNL-State General Fund-711 State & University Generated/Unrestricted

COST OBJECT		FACULTY Dollar	FACULTY FTE	NON FACULTY Dollar	NON FACULTY FTE	EMPLOYEE BENEFITS	PERSONAL SERVICE CREDITS	TOTAL PERSONAL SERVICES	TOTAL OPERATING EXPENSES	TOTAL
21-1401-0001	Dean College Of Journalism	2,482	0.00	863,178	13.08	248,001	0	1,113,661	5,232	1,118,893
21-1401-0002	Dean College Of Journalism Travel	0	0.00	0	0.00	0	0	0	12,000	12,000
21-1402-0001	Journalism General	211,550	3.00	0	0.00	69,537	0	281,087	81,481	362,568
21-1402-5102	POE Journalism-Enhanced Visual Lit	68,938	1.00	0	0.00	0	0	68,938	0	68,938
21-1402-5701	Journalism Gen Dist Ed	0	0.00	15,153	0.42	0	0	15,153	85,071	100,224
21-1402-5702	CoJMC-Dist Ed- Eqp	0	0.00	0	0.00	0	0	0	150,000	150,000

COST OBJECT LISTING BY SUB PROGRAM
2021-2022GENERAL OPERATING BUDGET
UNIVERSITY OF NEBRASKA - LINCOLN
Excluding IANR and NCTA

SUBPROGRAM #/NAME: 14 College of Journalism and Mass Communication

UNL-State General Fund-711 State & University Generated/Unrestricted

COST OBJECT		FACULTY Dollar	FACULTY FTE	NON FACULTY Dollar	NON FACULTY FTE	EMPLOYEE BENEFITS	PERSONAL SERVICE CREDITS	TOTAL PERSONAL SERVICES	TOTAL OPERATING EXPENSES	TOTAL
21-1402-5704	CoJMC-Dist Ed-Comm	0	0.00	8,120	0.15	0	0	8,120	170,791	178,911
21-1405-0001	Advertising	1,099,588	14.00	21,240	0.00	278,391	0	1,399,219	17,663	1,416,882
21-1406-0001	Broadcasting	452,254	5.00	94,475	2.11	143,107	0	689,836	28,362	718,198
21-1407-0001	News And Editorial	1,204,966	12.00	29,232	0.42	296,935	0	1,531,133	19,207	1,550,340
21-1408-0001	Graduate Journalism	0	0.00	5,000	0.00	712	0	5,712	0	5,712
	TOTAL	**3,039,778**	**35.00**	**1,036,398**	**16.18**	**1,036,683**	**0**	**5,112,859**	**569,807**	**5,682,666**

UNL-Trust-Grant/Cont/Loan/End-718 Trust/Restricted

COST OBJECT		FACULTY Dollar	FACULTY FTE	NON FACULTY Dollar	NON FACULTY FTE	EMPLOYEE BENEFITS	PERSONAL SERVICE CREDITS	TOTAL PERSONAL SERVICES	TOTAL OPERATING EXPENSES	TOTAL
26-1401-0003001	Buffett Fund Prof-Thorson; Bruce	5,000	0.00	0	0.00	0	0	5,000	0	5,000
26-1401-0004001	Othmer Match for Buffett Fund-Thorson; B	0	0.00	0	0.00	1,140	0	1,140	0	1,140
26-1407-0001001	Huse News-Editoral/Othmer Prof-Weber; J.	10,000	0.00	0	0.00	0	0	10,000	0	10,000
26-1407-0002001	Othmer Match Huse News-Editor Prof-Weber	10,000	0.00	0	0.00	0	0	10,000	0	10,000
27-1401-2705001	Hitchcock Professor in Journalism-McCoy	10,000	0.00	0	0.00	0	0	10,000	0	10,000
27-1405-0001001	Kearns College Prof-Shipley	15,000	0.00	0	0.00	0	0	15,000	0	15,000
27-1406-0002001	Seaton College Professor	10,000	0.00	0	0.00	1,470	0	11,470	0	11,470
27-1407-2236001	Fred A & Gladys Seaton Fund	20,000	0.00	0	0.00	0	0	20,000	0	20,000
27-1407-4599001	Pike Fund Professorship	10,000	0.00	0	0.00	0	0	10,000	0	10,000
	TOTAL	**90,000**	**0.00**	**0**	**0.00**	**2,610**	**0**	**92,610**	**0**	**92,610**
	SUB PROGRAM TOTAL	**3,129,778**	**35**	**1,036,398**	**16**	**1,039,293**	**0**	**5,205,469**	**569,807**	**5,775,276**

SUBPROGRAM #/NAME: 15 College of Law

UNL-State General Fund-711 State & University Generated/Unrestricted

COST OBJECT		FACULTY Dollar	FACULTY FTE	NON FACULTY Dollar	NON FACULTY FTE	EMPLOYEE BENEFITS	PERSONAL SERVICE CREDITS	TOTAL PERSONAL SERVICES	TOTAL OPERATING EXPENSES	TOTAL
21-1501-0001	College Of Law	4,398,987	24.27	1,428,996	20.18	1,236,202	0	7,064,185	25,166	7,089,351
21-1502-0004	Space Law	260,511	1.50	54,206	1.00	58,386	0	373,103	48,764	421,867
21-1502-0009	JSD-SL	5,000	0.00	0	0.00	711	0	5,711	0	5,711
21-1502-5101	POE-Water Resources-Law	33,024	0.22	0	0.00	0	0	33,024	0	33,024
21-1502-5801	Space Law OnLine LLM-Diff Tuition	145,691	0.00	0	0.00	0	0	145,691	0	145,691
21-1505-0001	Schmid Law Library	451,316	4.00	197,807	6.00	179,014	0	828,137	235,008	1,063,145
	TOTAL	**5,294,529**	**29.99**	**1,681,009**	**27.18**	**1,474,313**	**0**	**8,449,851**	**308,938**	**8,758,789**

UNL-State General Fund-711 Revolving/Designated

COST OBJECT		FACULTY Dollar	FACULTY FTE	NON FACULTY Dollar	NON FACULTY FTE	EMPLOYEE BENEFITS	PERSONAL SERVICE CREDITS	TOTAL PERSONAL SERVICES	TOTAL OPERATING EXPENSES	TOTAL
22-1501-0001	Law College-Prof Skills Lab Fee	40,961	2.00	23,155	0.40	9,910	0	74,026	64,527	138,553
22-1502-0002	Space Law LLM Tech Fee	0	0.00	0	0.00	0	0	0	5,976	5,976
22-1505-0001	Law Library Laboratory Fees	0	0.00	0	0.00	0	0	0	600,000	600,000
22-1506-0001	Law Review - Revolving	0	0.00	0	0.00	0	0	0	37,588	37,588
	TOTAL	**40,961**	**2.00**	**23,155**	**0.40**	**9,910**	**0**	**74,026**	**708,091**	**782,117**

UNL-Trust-Grant/Cont/Loan/End-718 Trust/Restricted

COST OBJECT		FACULTY Dollar	FACULTY FTE	NON FACULTY Dollar	NON FACULTY FTE	EMPLOYEE BENEFITS	PERSONAL SERVICE CREDITS	TOTAL PERSONAL SERVICES	TOTAL OPERATING EXPENSES	TOTAL
26-1502-0051001	Perlman/Othmer Professorship	15,000	0.00	0	0.00	0	0	15,000	0	15,000

COST OBJECT LISTING BY SUB PROGRAM
2021-2022GENERAL OPERATING BUDGET
UNIVERSITY OF NEBRASKA - LINCOLN
Excluding IANR and NCTA

SUBPROGRAM #/NAME: 15 College of Law

UNL-Trust-Grant/Cont/Loan/End-718 Trust/Restricted

COST OBJECT		FACULTY Dollar	FACULTY FTE	NON FACULTY Dollar	NON FACULTY FTE	EMPLOYEE BENEFITS	PERSONAL SERVICE CREDITS	TOTAL PERSONAL SERVICES	TOTAL OPERATING EXPENSES	TOTAL
26-1502-0052001	Othmer Match-Perlman Professorship	15,000	0.00	0	0.00	0	0	15,000	0	15,000
27-1502-0004001	Cline Willams Professorship	5,955	0.00	0	0.00	0	0	5,955	0	5,955
27-1502-0006001	Kutak Professorship	10,000	0.00	0	0.00	0	0	10,000	0	10,000
27-1502-0008001	Welpton Regents Professorship	10,000	0.00	0	0.00	0	0	10,000	0	10,000
27-1502-0009001	Dunlap Professorship	10,000	0.00	0	0.00	0	0	10,000	0	10,000
27-1502-0010001	Steinhart Professorship	15,000	0.00	0	0.00	0	0	15,000	0	15,000
27-1502-0011001	Larson Professorship - a	15,000	0.00	0	0.00	0	0	15,000	0	15,000
27-1502-0011002	Larson Professorship - b	15,000	0.00	0	0.00	0	0	15,000	0	15,000
27-1502-0011003	Larson Professorship - c	11,000	0.00	0	0.00	0	0	11,000	0	11,000
27-1502-0013001	Spencer Professorship	5,000	0.00	0	0.00	0	0	5,000	0	5,000
27-1502-0015001	Grether Professorship	15,000	0.00	0	0.00	0	0	15,000	0	15,000
27-1502-0037001	Schmoker Professorship	0	0.00	15,000	0.00	0	0	15,000	0	15,000
27-1502-0043001	Hevelone Professorship	4,000	0.00	0	0.00	0	0	4,000	0	4,000
27-1502-0053001	Warren Wise Professorship	5,000	0.00	0	0.00	0	0	5,000	0	5,000
27-1502-0072001	Berkshire Professorship	15,000	0.00	0	0.00	0	0	15,000	0	15,000
27-1502-0080001	Conroy Professorship	15,000	0.00	0	0.00	0	0	15,000	0	15,000
27-1502-0118001	E-Clinic	0	0.00	2,000	0.00	1,851	0	3,851	0	3,851
27-1502-0120001	Applied Ethics Fund	0	0.00	22,111	0.50	5,598	0	27,709	0	27,709
27-1502-0129001	Kauffman Lgl Writing	1,000	0.00	0	0.00	2,268	0	3,268	0	3,268
27-1502-0157001	Haggart/Work Professorship	15,000	0.00	0	0.00	0	0	15,000	0	15,000
27-1502-0173001	Sandra Johnson Bequest	0	0.00	36,946	1.00	27,199	0	64,145	0	64,145
27-1502-0185001	College of Law Clinic Fund	0	0.00	16,458	0.50	4,456	0	20,914	0	20,914
27-1502-0187001	Law Governance & Technology	222,640	2.00	156,868	2.00	15,766	0	395,274	0	395,274
	TOTAL	**419,595**	**2.00**	**249,383**	**4.00**	**57,138**	**0**	**726,116**	**0**	**726,116**
	SUB PROGRAM TOTAL	**5,755,085**	**34**	**1,953,547**	**32**	**1,541,361**	**0**	**9,249,993**	**1,017,029**	**10,267,022**

SUBPROGRAM #/NAME: 16 University Libraries

UNL-State General Fund-711 State & University Generated/Unrestricted

COST OBJECT		FACULTY Dollar	FACULTY FTE	NON FACULTY Dollar	NON FACULTY FTE	EMPLOYEE BENEFITS	PERSONAL SERVICE CREDITS	TOTAL PERSONAL SERVICES	TOTAL OPERATING EXPENSES	TOTAL
21-1601-0001	Library Salaries	2,645,043	33.00	4,198,558	72.49	1,787,025	0	8,630,626	0	8,630,626
21-1602-0001	Library General (Parent)	0	0.00	0	0.00	0	0	0	645,000	645,000
21-1602-0007	Libr-Depository Bond Debt Srv	0	0.00	0	0.00	0	0	0	94,432	94,432
21-1602-5104	POE Libr KRichter	0	0.00	22,380	0.19	0	0	22,380	0	22,380
21-1602-5701	Libr 110 Intro-Dist Ed	0	0.00	0	0.00	0	0	0	72	72
21-1606-0001	Library Periodicals	0	0.00	0	0.00	0	0	0	2,105,692	2,105,692
21-1607-0001	Library Binding	0	0.00	0	0.00	0	0	0	15,000	15,000
21-1620-5102	POE Libr Cnt Digital Rsch Humanities	16,386	0.00	211,173	3.33	0	0	227,559	57,526	285,085
	TOTAL	**2,661,429**	**33.00**	**4,432,111**	**76.00**	**1,787,025**	**0**	**8,880,565**	**2,917,722**	**11,798,287**

UNL-State General Fund-711 Revolving/Designated

COST OBJECT		FACULTY Dollar	FACULTY FTE	NON FACULTY Dollar	NON FACULTY FTE	EMPLOYEE BENEFITS	PERSONAL SERVICE CREDITS	TOTAL PERSONAL SERVICES	TOTAL OPERATING EXPENSES	TOTAL
22-1602-0003	Library General Interlibrary Loan Servic	0	0.00	0	0.00	0	0	0	20,000	20,000
22-1602-0006	Student Tech Fee-Operations	0	0.00	86,444	1.00	17,093	0	103,537	61,949	165,486
22-1602-0008	Special Collections Auxiliary	0	0.00	0	0.00	0	0	0	1,500	1,500
22-1602-0013	Misc. Services	0	0.00	0	0.00	0	0	0	30,000	30,000
22-1602-0014	Lib Gen-Credit Hour Fee	0	0.00	0	0.00	0	0	0	4,000,000	4,000,000

COST OBJECT LISTING BY SUB PROGRAM
2021-2022GENERAL OPERATING BUDGET
UNIVERSITY OF NEBRASKA - LINCOLN
Excluding IANR and NCTA

SUBPROGRAM #/NAME: 16 University Libraries

UNL-State General Fund-711 Revolving/Designated

COST OBJECT		FACULTY Dollar	FACULTY FTE	NON FACULTY Dollar	NON FACULTY FTE	EMPLOYEE BENEFITS	PERSONAL SERVICE CREDITS	TOTAL PERSONAL SERVICES	TOTAL OPERATING EXPENSES	TOTAL
22-1605-0001	Library Books Lost Book Revolving	0	0.00	0	0.00	0	0	0	5,000	5,000
22-1607-0001	Library Binding Revolving Opers	0	0.00	0	0.00	0	0	0	13,000	13,000
	TOTAL	**0**	**0.00**	**86,444**	**1.00**	**17,093**	**0**	**103,537**	**4,131,449**	**4,234,986**

UNL-State General Fund-711 Cash & Student Contracts/Designated

COST OBJECT		FACULTY Dollar	FACULTY FTE	NON FACULTY Dollar	NON FACULTY FTE	EMPLOYEE BENEFITS	PERSONAL SERVICE CREDITS	TOTAL PERSONAL SERVICES	TOTAL OPERATING EXPENSES	TOTAL
21-1602-4007	Libr Gen-Acquisition F&A	0	0.00	0	0.00	0	0	0	2,000,000	2,000,000
	TOTAL	**0**	**0.00**	**0**	**0.00**	**0**	**0**	**0**	**2,000,000**	**2,000,000**

UNL-Federal Advance-717 Federal/Restricted

COST OBJECT		FACULTY Dollar	FACULTY FTE	NON FACULTY Dollar	NON FACULTY FTE	EMPLOYEE BENEFITS	PERSONAL SERVICE CREDITS	TOTAL PERSONAL SERVICES	TOTAL OPERATING EXPENSES	TOTAL
25-1620-0027001	NEH Natl Digital Newspaper P3	0	0.00	28,636	0.80	6,646	0	35,282	0	35,282
25-1620-0032001	NEH DV-Leaves of Grass	16,718	0.30	0	0.00	25	0	16,743	0	16,743
25-1620-0039001	NEH CATHER LETTERS STAGE 2	0	0.00	19,894	0.40	8,470	0	28,364	0	28,364
25-1620-0043001	NEH Charles Chesnutt Digital Archive	9,036	0.20	0	0.00	12,714	0	21,750	0	21,750
25-1620-0053001	NEH Whitman Infrastructure	9,037	0.20	0	0.00	14,721	0	23,758	0	23,758
	TOTAL	**34,791**	**0.70**	**48,530**	**1.20**	**42,576**	**0**	**125,897**	**0**	**125,897**

UNL-Trust-Grant/Cont/Loan/End-718 Trust/Restricted

COST OBJECT		FACULTY Dollar	FACULTY FTE	NON FACULTY Dollar	NON FACULTY FTE	EMPLOYEE BENEFITS	PERSONAL SERVICE CREDITS	TOTAL PERSONAL SERVICES	TOTAL OPERATING EXPENSES	TOTAL
26-1620-0038001	CLIR Genoa Indian School Digital Project	0	0.00	42,630	1.00	5,872	0	48,502	0	48,502
27-1602-0118001	Nu Fnd Willa Cather for Library	0	0.00	29,964	0.60	7,521	0	37,485	0	37,485
27-1620-0003001	Robert Allington Library Fund	64,652	1.00	0	0.00	6,539	0	71,191	0	71,191
27-1620-0021001	NU Fdn NEH Challenge-We the People	13,554	0.30	0	0.00	8,994	0	22,548	0	22,548
27-1620-0022001	NU Fdn Whitman Archive	9,037	0.20	0	0.00	2,843	0	11,880	0	11,880
27-1620-0023001	NU Fdn Whitman Archive Subfund	4,519	0.10	0	0.00	1,032	0	5,551	0	5,551
	TOTAL	**91,762**	**1.60**	**72,594**	**1.60**	**32,801**	**0**	**197,157**	**0**	**197,157**
	SUB PROGRAM TOTAL	**2,787,982**	**35**	**4,639,679**	**80**	**1,879,495**	**0**	**9,307,156**	**9,049,171**	**18,356,327**

SUBPROGRAM #/NAME: 17 College of Education and Human Sciences

UNL-State General Fund-711 State & University Generated/Unrestricted

COST OBJECT		FACULTY Dollar	FACULTY FTE	NON FACULTY Dollar	NON FACULTY FTE	EMPLOYEE BENEFITS	PERSONAL SERVICE CREDITS	TOTAL PERSONAL SERVICES	TOTAL OPERATING EXPENSES	TOTAL
21-1701-0001	Dean Col Ed & Human Sci	0	0.00	1,254,726	14.23	301,181	0	1,555,907	19,942	1,575,849
21-1702-0001	Col Ed & Human Sci General	1,375,515	0.00	833,958	14.00	248,502	0	2,457,975	177,829	2,635,804
21-1702-0002	CEHS Travel	0	0.00	0	0.00	0	0	0	53,277	53,277
21-1702-0003	CEHS Fac&Staff Recruiting	0	0.00	0	0.00	0	0	0	4,014	4,014
21-1702-0012	CEHS Student Recruitment	0	0.00	55,825	1.00	25,206	0	81,031	0	81,031
21-1702-0013	CEHS Student Services Center	0	0.00	523,125	10.00	209,293	0	732,418	0	732,418
21-1702-5701	CEHS Deliv Fees&Tuition-Dist Ed	0	0.00	0	0.00	0	0	0	1,663,629	1,663,629
21-1706-0001	Educational Admin	787,232	8.39	278,354	3.17	351,032	0	1,416,618	51,191	1,467,809
21-1707-0001	Educational Psychology	1,939,238	17.45	597,441	14.70	491,544	0	3,028,223	42,380	3,070,603
21-1708-0001	Teaching Learning & Teacher Education	2,121,471	23.66	543,166	12.92	658,649	0	3,323,286	122,802	3,446,088
21-1708-5102	POE-TLTE / CSMCE	35,254	0.10	0	0.00	0	0	35,254	0	35,254

COST OBJECT LISTING BY SUB PROGRAM
2021-2022GENERAL OPERATING BUDGET
UNIVERSITY OF NEBRASKA - LINCOLN
Excluding IANR and NCTA

SUBPROGRAM #/NAME: 17 College of Education and Human Sciences

UNL-State General Fund-711 State & University Generated/Unrestricted

COST OBJECT		FACULTY Dollar	FACULTY FTE	NON FACULTY Dollar	NON FACULTY FTE	EMPLOYEE BENEFITS	PERSONAL SERVICE CREDITS	TOTAL PERSONAL SERVICES	TOTAL OPERATING EXPENSES	TOTAL
21-1708-5103	POE-TLTE NU Teach-Sci Rm	131,213	1.80	0	0.00	0	0	131,213	0	131,213
21-1710-0001	Spec Educ&Communication Disorders	1,462,337	16.52	195,285	2.27	450,286	0	2,107,908	0	2,107,908
21-1713-0001	Pixel Lab	0	0.00	12,255	0.20	0	0	12,255	8,258	20,513
21-1714-0001	CYFS-General Support	60,750	0.50	0	0.00	9,343	0	70,093	0	70,093
21-1714-5102	Chld Youth Fam Schl POE	109,632	1.14	122,622	2.01	0	0	232,254	0	232,254
21-1714-5103	POE-CYFS/MAP-Faculty Support	56,977	0.00	0	0.00	0	0	56,977	0	56,977
21-1727-0001	Child Youth & Fam Studies	1,290,014	12.78	249,394	5.92	442,500	0	1,981,908	54,424	2,036,332
21-1727-0007	CYAF Child Development Lab State	0	0.00	0	0.00	0	0	0	16,548	16,548
21-1727-5102	POE Educare Master Teacher	51,460	1.00	0	0.00	0	0	51,460	40,377	91,837
21-1736-0001	Nutrition & Health Sciences	1,170,201	12.81	175,231	2.11	322,102	0	1,667,534	0	1,667,534
21-1736-5102	POE Nutr Health Sci Genomics	104,982	1.34	0	0.00	0	0	104,982	0	104,982
21-1737-0001	Textiles Merchandising & Fashion Design	417,792	5.15	134,439	1.02	130,040	0	682,271	26,018	708,289
	TOTAL	**11,114,068**	**102.64**	**4,975,821**	**83.55**	**3,639,678**	**0**	**19,729,567**	**2,280,689**	**22,010,256**

UNL-State General Fund-711 Revolving/Designated

COST OBJECT		FACULTY Dollar	FACULTY FTE	NON FACULTY Dollar	NON FACULTY FTE	EMPLOYEE BENEFITS	PERSONAL SERVICE CREDITS	TOTAL PERSONAL SERVICES	TOTAL OPERATING EXPENSES	TOTAL
22-1702-0001	CEHS GPIdea Funds	0	0.00	0	0.00	0	0	0	78,980	78,980
22-1702-0002	CEHS Gen-Student Tech Fee	0	0.00	0	0.00	0	0	0	125,527	125,527
22-1702-0005	CEHS Gen-Talent Golf Tournament	0	0.00	0	0.00	0	0	0	11,500	11,500
22-1702-1001	CEHS GPIdea Dean Funds	0	0.00	113,000	2.00	35,999	0	148,999	0	148,999
22-1705-1001	CEHS Grad Std-ALTC	0	0.00	0	0.00	0	0	0	1,000	1,000
22-1706-0001	Educational Admin Bur Ed Rsch & Service	0	0.00	0	0.00	0	0	0	58,326	58,326
22-1707-0001	Educational Psychology Testing	0	0.00	16,085	0.25	0	0	16,085	0	16,085
22-1707-0002	Educational Psychology Lab Fees	0	0.00	0	0.00	0	0	0	7,000	7,000
22-1708-0006	TLTE-Prof Services-Moeller	0	0.00	0	0.00	0	0	0	1,500	1,500
22-1710-0001	Spec Educ&Communication Clinic	1,141,503	14.40	51,036	2.30	346,111	0	1,538,650	151,630	1,690,280
22-1710-0003	Spec Educ&Communic Disord Lab Fees	0	0.00	0	0.00	0	0	0	1,000	1,000
22-1713-0001	Pixel Lab Service Center	0	0.00	223,900	5.00	67,051	0	290,951	112,000	402,951
22-1714-0004	CYFS/MAP Academy Combined Srv Ctr	301,514	4.00	412,099	7.00	214,278	0	927,891	0	927,891
22-1727-0002	Child Youth & Fam -Family Resource Cnt	12,629	0.20	0	0.00	5,223	0	17,852	4,500	22,352
22-1727-0004	CYAF Teaching Revolving/GPIDEA	160,149	2.56	8,504	0.21	9,596	0	178,249	0	178,249
22-1736-0002	Nutr & Hlth Sci Teaching Revolving	0	0.00	0	0.00	0	0	0	7,000	7,000
22-1736-0003	NHS Athletic Fund-Rudy	92,553	1.00	0	0.00	28,320	0	120,873	0	120,873
22-1736-1003	NUTR 245 Lab Fee	0	0.00	0	0.00	0	0	0	4,000	4,000
22-1736-1004	NUTR 344 Lab Fee	0	0.00	0	0.00	0	0	0	4,000	4,000
22-1736-1051	NHS Dietetic Internship Application	0	0.00	0	0.00	0	0	0	1,800	1,800
22-1736-1053	NHS Exercise Science	0	0.00	0	0.00	0	0	0	10,000	10,000
22-1736-1054	NHS Martial Arts	0	0.00	0	0.00	0	0	0	1,000	1,000
22-1737-0001	Textiles Merchandis & Fashion Design Fee	0	0.00	0	0.00	0	0	0	2,921	2,921
	TOTAL	**1,708,348**	**22.16**	**824,624**	**16.76**	**706,578**	**0**	**3,239,550**	**583,684**	**3,823,234**

UNL-Federal Letter of Credit-716 Federal/Restricted

COST OBJECT		FACULTY Dollar	FACULTY FTE	NON FACULTY Dollar	NON FACULTY FTE	EMPLOYEE BENEFITS	PERSONAL SERVICE CREDITS	TOTAL PERSONAL SERVICES	TOTAL OPERATING EXPENSES	TOTAL
24-1708-0108001	US EDUC Indigenous Roots	0	0.00	12,587	0.15	7,854	0	20,441	0	20,441
24-1710-0161001	US ED Mid-Plains Upgrade-Sensory Disabil	0	0.00	17,128	0.38	17,071	0	34,199	0	34,199
24-1710-0167001	US ED A Missing Link to a Better Tomorro	60,971	0.69	0	0.00	15,149	0	76,120	0	76,120
24-1710-0199001	US ED Parental Involvement in Education	52,349	0.58	0	0.00	29,956	0	82,305	0	82,305
24-1710-0203001	US ED MPUP-IP	0	0.00	28,547	0.63	15,445	0	43,992	0	43,992

COST OBJECT LISTING BY SUB PROGRAM
2021-2022GENERAL OPERATING BUDGET
UNIVERSITY OF NEBRASKA - LINCOLN
Excluding IANR and NCTA

SUBPROGRAM #/NAME: 17 College of Education and Human Sciences

UNL-Federal Letter of Credit-716 Federal/Restricted

COST OBJECT		FACULTY Dollar	FACULTY FTE	NON FACULTY Dollar	NON FACULTY FTE	EMPLOYEE BENEFITS	PERSONAL SERVICE CREDITS	TOTAL PERSONAL SERVICES	TOTAL OPERATING EXPENSES	TOTAL
24-1710-0205001	US ED MPUP-VI	19,878	0.30	0	0.00	4,140	0	24,018	0	24,018
24-1710-0208001	US ED Fostering Educational Success	83,248	0.93	0	0.00	25,313	0	108,561	0	108,561
24-1714-0122001	US ED Early Learning Network Lead	0	0.00	46,460	1.00	26,284	0	72,744	0	72,744
24-1714-0132001	US ED ELC in Rural & Urban NE	38,633	0.50	47,644	1.00	44,090	0	130,367	0	130,367
24-1714-0134001	US ED CBC with Latino Students: Replicat	0	0.00	102,810	2.00	66,697	0	169,507	0	169,507
24-1714-0182001	US ED INSIGHTS	0	0.00	174,580	4.00	71,505	0	246,085	0	246,085
24-1714-0205001	CDC Prevent sex violence peer-led initia	0	0.00	49,536	1.06	20,557	0	70,093	0	70,093
24-1714-0209001	DHHS Getting Ready 0-3 Year 5	52,530	0.54	175,047	3.20	26,233	0	253,810	0	253,810
24-1714-0218001	NIH Dev and Pilot Trial Intervention Red	0	0.00	2,918	0.06	6,551	0	9,469	0	9,469
24-1714-0239001	IPAS CDC Impact Adapted Version Strength	0	0.00	41,615	1.00	19,885	0	61,500	0	61,500
	TOTAL	**307,609**	**3.54**	**698,872**	**14.47**	**396,730**	**0**	**1,403,211**	**0**	**1,403,211**

UNL-Federal Advance-717 Federal/Restricted

COST OBJECT		FACULTY Dollar	FACULTY FTE	NON FACULTY Dollar	NON FACULTY FTE	EMPLOYEE BENEFITS	PERSONAL SERVICE CREDITS	TOTAL PERSONAL SERVICES	TOTAL OPERATING EXPENSES	TOTAL
25-1714-0206001	NSF Role of Stigma in Partner Violence	0	0.00	1,751	0.04	4,621	0	6,372	0	6,372
	TOTAL	**0**	**0.00**	**1,751**	**0.04**	**4,621**	**0**	**6,372**	**0**	**6,372**

UNL-Trust-Grant/Cont/Loan/End-718 Trust/Restricted

COST OBJECT		FACULTY Dollar	FACULTY FTE	NON FACULTY Dollar	NON FACULTY FTE	EMPLOYEE BENEFITS	PERSONAL SERVICE CREDITS	TOTAL PERSONAL SERVICES	TOTAL OPERATING EXPENSES	TOTAL
26-1701-0025001	NE HHS Data Exchange Informatics NUSS	0	0.00	55,468	1.00	26,833	0	82,301	0	82,301
26-1701-0029002	NE HHS Environ Hlth RENEWAL 1	0	0.00	36,233	1.00	13,555	0	49,788	0	49,788
26-1701-0030001	NE HHS Oral Health Comp Cancer	0	0.00	55,620	1.00	9,485	0	65,105	0	65,105
26-1701-0031002	NE HHS Immunization Info RENEWAL 1	0	0.00	55,672	1.00	8,017	0	63,689	0	63,689
26-1701-0033002	NE HHS State Immunization Info RENEWAL 1	0	0.00	72,306	1.00	9,346	0	81,652	0	81,652
26-1701-0034001	NE HHS Epidemiology Surveillance Enhance	0	0.00	91,835	1.00	31,578	0	123,413	0	123,413
26-1701-0035001	NE HHS Epidemiology Database Mgr	0	0.00	37,125	1.00	12,100	0	49,225	0	49,225
26-1701-0036001	NE HHS Arboviral - Hamik	0	0.00	60,431	1.00	15,984	0	76,415	0	76,415
26-1701-0038002	NE HHS Enteric Epidemio RENEWAL 1	0	0.00	60,517	1.00	20,229	0	80,746	0	80,746
26-1701-0039001	NE HHS Influenz Surv - Williams 20-21	0	0.00	64,545	1.00	20,164	0	84,709	0	84,709
26-1701-0040001	NE HHS Syndromic Sur Epi-Gonzalez-2020	0	0.00	64,739	1.00	16,439	0	81,178	0	81,178
26-1701-0041001	NE PROB Office of Courts Biz Analyst 20-	0	0.00	57,880	1.00	18,270	0	76,150	0	76,150
26-1701-0042002	NE HHS Synd Surv Info - ZHAO RENEWAL 1	0	0.00	57,387	1.00	6,525	0	63,912	0	63,912
26-1701-0043001	NE HHS Cancer Registry - WU FY 21	0	0.00	61,775	1.00	20,461	0	82,236	0	82,236
26-1701-0044001	NE HHS NEDSS Epidemiologist	0	0.00	60,531	1.00	7,123	0	67,654	0	67,654
26-1701-0045001	NE HHS ADAP Program Manager	0	0.00	80,000	1.00	3,029	0	83,029	0	83,029
26-1708-0129001	NE EDUC Project PARA 2020-2021	0	0.00	23,618	0.50	8,565	0	32,183	0	32,183
26-1710-0101001	FFBH Randomized Clinical Trial InHome	26,413	0.27	0	0.00	11,161	0	37,574	0	37,574
26-1710-0182001	UNMC MMI Interdisciplinary Training 18-1	0	0.00	0	0.00	80	0	80	0	80
26-1710-0214001	NE ED ASD Network 20-21	0	0.00	140,321	2.00	37,550	0	177,871	0	177,871
26-1710-0217001	FFBH Research Agreement 135412 - ACFW	19,749	0.20	0	0.00	5,380	0	25,129	0	25,129
26-1710-0218001	NE ED Visual Impairment Program 2020-21	46,381	0.70	0	0.00	7,529	0	53,910	0	53,910
26-1714-0217001	NEW HAMP UNIV Eval of SEED Prgrm	0	0.00	1,751	0.04	3,563	0	5,314	0	5,314
26-1714-0231001	NDE MTSS Impl Spt Team 2020-2021	38,633	0.50	93,800	2.00	38,569	0	171,002	0	171,002
26-1714-0242001	BECI Superintendents ECP: Evaluation P-7	0	0.00	104,724	1.75	26,675	0	131,399	0	131,399
26-1736-0051001	IPAS NE DHHS Partnership for Success PFS	0	0.00	25,384	0.35	4,078	0	29,462	0	29,462
26-1736-0052001	REGION 6 OCC Block Grant FY21	0	0.00	16,172	0.25	3,084	0	19,256	0	19,256
26-1736-0053001	NOHS Reduce High-Risk Drinking 20-21	0	0.00	78,293	0.85	18,763	0	97,056	0	97,056
26-1736-0054001	REGION 6 FY 21 Partnership for Success P	0	0.00	36,950	0.55	3,524	0	40,474	0	40,474

COST OBJECT LISTING BY SUB PROGRAM
2021-2022GENERAL OPERATING BUDGET
UNIVERSITY OF NEBRASKA - LINCOLN
Excluding IANR and NCTA

SUBPROGRAM #/NAME: 17 College of Education and Human Sciences

UNL-Trust-Grant/Cont/Loan/End-718 Trust/Restricted

COST OBJECT		FACULTY Dollar	FACULTY FTE	NON FACULTY Dollar	NON FACULTY FTE	EMPLOYEE BENEFITS	PERSONAL SERVICE CREDITS	TOTAL PERSONAL SERVICES	TOTAL OPERATING EXPENSES	TOTAL
27-1702-0699001	Osher Lifelong Learning Endowment	0	0.00	78,347	1.60	22,509	0	100,856	0	100,856
27-1702-1031001	Tinstman Professorship-Carr; T.	10,000	0.00	0	0.00	0	0	10,000	0	10,000
27-1702-1388101	B&R Robinson Prof Ext#Stipend	3,000	0.00	0	0.00	0	0	3,000	0	3,000
27-1702-1873001	Joan Jelinek Riebow Fund	10,000	0.00	52,180	0.50	17,742	0	79,922	0	79,922
27-1702-3397001	Wes Meierhenry Professorship Stipend	15,000	0.00	0	0.00	0	0	15,000	0	15,000
27-1702-3674001	Edith S Greer Professorship Stipend	5,000	0.00	0	0.00	0	0	5,000	0	5,000
27-1702-4765001	Teachers Scholars Academy Fund	0	0.00	54,810	1.00	17,544	0	72,354	0	72,354
27-1702-5774201	Melvin & Jane Nore Prof-Scharmann; L.	10,000	0.00	0	0.00	0	0	10,000	0	10,000
27-1702-8082001	CEHS General Development	0	0.00	11,982	0.32	6,321	0	18,303	0	18,303
27-1710-5699001	Barkley Trust (W. E. Barkley)	506,466	5.08	464,978	6.52	259,437	0	1,230,881	0	1,230,881
27-1714-0051001	George Holmes University Prof-Sheridan	15,000	0.00	0	0.00	0	0	15,000	0	15,000
27-1727-0019002	Buffett Educare Evaluation	0	0.00	74,146	1.00	1,159	0	75,305	0	75,305
27-1727-0020002	BECI Community Chair IMH Expenses	10,000	0.00	0	0.00	4,982	0	14,982	0	14,982
27-1727-4491001	GA Newkirk Prof of Leader-Bischoff; R.	10,000	0.00	0	0.00	0	0	10,000	0	10,000
	TOTAL	**725,642**	**6.75**	**2,229,520**	**35.22**	**737,353**	**0**	**3,692,515**	**0**	**3,692,515**

UNL-Auxiliary-719 Auxiliaries & Services/Restricted

COST OBJECT		FACULTY Dollar	FACULTY FTE	NON FACULTY Dollar	NON FACULTY FTE	EMPLOYEE BENEFITS	PERSONAL SERVICE CREDITS	TOTAL PERSONAL SERVICES	TOTAL OPERATING EXPENSES	TOTAL
23-1702-0002	CEHS-OLLI Class Fees	0	0.00	82,749	2.00	26,747	0	109,496	37,000	146,496
23-1712-0001	Buros Test Reviews & Information	257,008	2.12	612,037	9.30	218,329	0	1,087,374	201,631	1,289,005
23-1712-0002	Buros Center Admin Services	23,281	0.18	17,034	0.33	12,086	0	52,401	0	52,401
23-1712-0004	Buros Psychometric Consulting	0	0.00	139,848	1.83	19,836	0	159,684	0	159,684
23-1727-0001	CYAF Child Development Lab	219,361	5.30	78,748	1.52	92,990	0	391,099	51,438	442,537
	TOTAL	**499,650**	**7.59**	**930,416**	**14.98**	**369,988**	**0**	**1,800,054**	**290,069**	**2,090,123**
	SUB PROGRAM TOTAL	**14,355,317**	**143**	**9,661,004**	**165**	**5,854,948**	**0**	**29,871,269**	**3,154,442**	**33,025,711**

SUBPROGRAM #/NAME: 20 Academic Services & Enrollment Management

UNL-State General Fund-711 State & University Generated/Unrestricted

COST OBJECT		FACULTY Dollar	FACULTY FTE	NON FACULTY Dollar	NON FACULTY FTE	EMPLOYEE BENEFITS	PERSONAL SERVICE CREDITS	TOTAL PERSONAL SERVICES	TOTAL OPERATING EXPENSES	TOTAL
21-2001-0001	ASEM Dean's Office	0	0.00	1,076,552	2.00	24,472	0	1,101,024	0	1,101,024
21-2001-0201	ASEM Operations	0	0.00	0	0.00	0	0	0	28,677	28,677
21-2001-5701	ETA-Distance Ed	0	0.00	527,801	10.00	0	0	527,801	263,753	791,554
21-2006-0001	New Student Enrollment	0	0.00	239,540	4.00	80,611	0	320,151	0	320,151
21-2007-0001	Admissions	0	0.00	383,151	6.00	110,914	0	494,065	0	494,065
21-2007-0101	External Recruitment	0	0.00	274,187	4.00	86,149	0	360,336	0	360,336
21-2007-0201	On-Campus Exp	0	0.00	120,015	2.00	38,163	0	158,178	0	158,178
21-2007-0301	Outreach Programs	0	0.00	108,181	2.00	29,480	0	137,661	0	137,661
21-2008-0001	Registrar's Office	0	0.00	992,140	24.55	294,935	0	1,287,075	91,551	1,378,626
21-2009-0001	Husker Hub-State	0	0.00	368,951	10.00	98,878	0	467,829	0	467,829
21-2011-0001	Scholarship/Financial Aid	0	0.00	1,002,950	21.50	369,572	0	1,372,522	56,668	1,429,190
21-2012-0001	NCPA	0	0.00	238,226	3.00	57,063	0	295,289	125,000	420,289
21-2012-1001	NCPA-Grand Island	0	0.00	40,000	1.00	6,723	0	46,723	0	46,723
	TOTAL	**0**	**0.00**	**5,371,694**	**90.05**	**1,196,960**	**0**	**6,568,654**	**565,649**	**7,134,303**

COST OBJECT LISTING BY SUB PROGRAM
2021-2022GENERAL OPERATING BUDGET
UNIVERSITY OF NEBRASKA - LINCOLN
Excluding IANR and NCTA

SUBPROGRAM #/NAME: 20 Academic Services & Enrollment Management

UNL-State General Fund-711 Revolving/Designated

COST OBJECT		FACULTY Dollar	FACULTY FTE	NON FACULTY Dollar	NON FACULTY FTE	EMPLOYEE BENEFITS	PERSONAL SERVICE CREDITS	TOTAL PERSONAL SERVICES	TOTAL OPERATING EXPENSES	TOTAL
22-2001-0001	ASEM Dean's Revolving	0	0.00	62,175	1.00	9,963	0	72,138	0	72,138
22-2001-0401	ASEM Marketing - Rvlg	0	0.00	820,067	14.00	231,806	0	1,051,873	248,900	1,300,773
22-2001-0501	ETA-Revolving	0	0.00	75,750	1.00	17,527	0	93,277	0	93,277
22-2006-0001	New Student Enrollment - Rvlg	0	0.00	239,162	1.00	16,392	0	255,554	216,900	472,454
22-2006-1001	NSE-Domestic Rvlg	0	0.00	38,570	1.00	14,859	0	53,429	0	53,429
22-2006-1002	NSE-International Rvlg	0	0.00	35,000	0.00	0	0	35,000	0	35,000
22-2007-0001	Admissions Rvlg-General Operations	0	0.00	557,540	15.00	213,523	0	771,063	737,900	1,508,963
22-2007-0101	External Recruitment - Rvlg	0	0.00	893,706	20.00	220,899	0	1,114,605	0	1,114,605
22-2007-0201	On-Campus Exp - Rvlg	0	0.00	306,282	5.00	43,367	0	349,649	141,700	491,349
22-2007-0301	Outreach Programs - Rvlg	0	0.00	193,710	4.20	38,391	0	232,101	2,150	234,251
22-2007-1103	ADM-International - Rvlg	0	0.00	0	0.00	0	0	0	37,700	37,700
22-2007-1201	Events - Rvlg	0	0.00	0	0.00	0	0	0	49,600	49,600
22-2007-1202	Campus Visits - Rvlg	0	0.00	0	0.00	0	0	0	131,900	131,900
22-2008-0002	Registrar's Office-Athletic Cert Rev	0	0.00	146,802	3.00	54,493	0	201,295	0	201,295
22-2008-0003	Registrar's Office-Tech Fee	0	0.00	268,592	5.00	74,278	0	342,870	0	342,870
22-2009-0001	Husker Hub-Rev	0	0.00	87,033	2.00	21,340	0	108,373	25,000	133,373
	TOTAL	**0**	**0.00**	**3,724,389**	**72.20**	**956,838**	**0**	**4,681,227**	**1,591,750**	**6,272,977**

UNL-Trust-Grant/Cont/Loan/End-718 Trust/Restricted

COST OBJECT		FACULTY Dollar	FACULTY FTE	NON FACULTY Dollar	NON FACULTY FTE	EMPLOYEE BENEFITS	PERSONAL SERVICE CREDITS	TOTAL PERSONAL SERVICES	TOTAL OPERATING EXPENSES	TOTAL
26-2007-0012001	Peter Kiewit Fdn NCPA Support Fund	0	0.00	44,000	1.00	21,726	0	65,726	0	65,726
27-2012-0004001	Sherwood Fdn Admin Scholarship Pgm	0	0.00	493,806	10.00	136,049	0	629,855	0	629,855
	TOTAL	**0**	**0.00**	**537,806**	**11.00**	**157,775**	**0**	**695,581**	**0**	**695,581**
	SUB PROGRAM TOTAL	**0**	**0**	**9,633,889**	**173**	**2,311,573**	**0**	**11,945,462**	**2,157,399**	**14,102,861**

SUBPROGRAM #/NAME: 22 Other Instruction or Research

UNL-State General Fund-711 State & University Generated/Unrestricted

COST OBJECT		FACULTY Dollar	FACULTY FTE	NON FACULTY Dollar	NON FACULTY FTE	EMPLOYEE BENEFITS	PERSONAL SERVICE CREDITS	TOTAL PERSONAL SERVICES	TOTAL OPERATING EXPENSES	TOTAL
21-2209-0001	Air Science	0	0.00	31,319	1.00	17,679	0	48,998	8,373	57,371
21-2210-0001	Military Science	0	0.00	23,235	0.75	7,391	0	30,626	11,758	42,384
21-2211-0001	Naval Science	0	0.00	23,676	0.75	16,737	0	40,413	7,072	47,485
21-2212-0001	Special Events Commencement	0	0.00	6,240	0.00	622	0	6,862	183,083	189,945
21-2212-0002	Special Events Convocations	0	0.00	0	0.00	0	0	0	4,006	4,006
21-2212-0003	Special Events Honors Day	0	0.00	0	0.00	0	0	0	14,410	14,410
21-2214-0001	Misc Genera Expens Bad Debt Expens Tuit	0	0.00	0	0.00	0	0	0	500,000	500,000
21-2215-0001	Workstudy Matching Control	0	0.00	152,372	0.00	0	0	152,372	0	152,372
21-2215-1015	Workstudy Non Funded Activities	0	0.00	0	0.00	4	0	4	0	4
	TOTAL	**0**	**0.00**	**236,842**	**2.50**	**42,433**	**0**	**279,275**	**728,702**	**1,007,977**

UNL-State General Fund-711 Revolving/Designated

COST OBJECT		FACULTY Dollar	FACULTY FTE	NON FACULTY Dollar	NON FACULTY FTE	EMPLOYEE BENEFITS	PERSONAL SERVICE CREDITS	TOTAL PERSONAL SERVICES	TOTAL OPERATING EXPENSES	TOTAL
22-2299-0010	Budget Adjustmen Revolving Budget Adjus	0	0.00	0	0.00	0	0	0	3,139,938	3,139,938
	TOTAL	**0**	**0.00**	**0**	**0.00**	**0**	**0**	**0**	**3,139,938**	**3,139,938**

COST OBJECT LISTING BY SUB PROGRAM
2021-2022GENERAL OPERATING BUDGET
UNIVERSITY OF NEBRASKA - LINCOLN
Excluding IANR and NCTA

SUB PROGRAM TOTAL		**0**	**0**	**236,842**	**3**	**42,433**	**0**	**279,275**	**3,868,640**	**4,147,915**

SUBPROGRAM #/NAME: 23 Student Aid

UNL-State General Fund-711 State & University Generated/Unrestricted

COST OBJECT		FACULTY Dollar	FACULTY FTE	NON FACULTY Dollar	NON FACULTY FTE	EMPLOYEE BENEFITS	PERSONAL SERVICE CREDITS	TOTAL PERSONAL SERVICES	TOTAL OPERATING EXPENSES	TOTAL
21-2313-0001	Univ Tuition Assist Grants	0	0.00	0	0.00	0	0	0	923,999	923,999
21-2313-0002	Need Based Aid-UNOG	0	0.00	0	0.00	0	0	0	3,696,006	3,696,006
21-2313-0003	Need Based Aid-Tuit Assist Pgm	0	0.00	0	0.00	0	0	0	3,079,995	3,079,995
	TOTAL	**0**	**0.00**	**0**	**0.00**	**0**	**0**	**0**	**7,700,000**	**7,700,000**
	SUB PROGRAM TOTAL	**0**	**0**	**0**	**0**	**0**	**0**	**0**	**7,700,000**	**7,700,000**

SUBPROGRAM #/NAME: 24 International Programs

UNL-State General Fund-711 State & University Generated/Unrestricted

COST OBJECT		FACULTY Dollar	FACULTY FTE	NON FACULTY Dollar	NON FACULTY FTE	EMPLOYEE BENEFITS	PERSONAL SERVICE CREDITS	TOTAL PERSONAL SERVICES	TOTAL OPERATING EXPENSES	TOTAL
21-2402-0002	International Student Fee Supp	0	0.00	131,051	2.00	41,009	0	172,060	0	172,060
21-2405-0001	Education Abroad State Aided	0	0.00	232,858	4.34	57,535	0	290,393	19,620	310,013
21-2407-0001	ISSO-Intrntl Stdt Scholar Office	0	0.00	282,334	6.00	95,110	0	377,444	34,496	411,940
	TOTAL	**0**	**0.00**	**646,243**	**12.34**	**193,654**	**0**	**839,897**	**54,116**	**894,013**

UNL-State General Fund-711 Revolving/Designated

COST OBJECT		FACULTY Dollar	FACULTY FTE	NON FACULTY Dollar	NON FACULTY FTE	EMPLOYEE BENEFITS	PERSONAL SERVICE CREDITS	TOTAL PERSONAL SERVICES	TOTAL OPERATING EXPENSES	TOTAL
22-2405-0001	Education Abroad Revolving	0	0.00	114,046	2.66	33,466	0	147,512	0	147,512
	TOTAL	**0**	**0.00**	**114,046**	**2.66**	**33,466**	**0**	**147,512**	**0**	**147,512**

UNL-Auxiliary-719 Auxiliaries & Services/Restricted

COST OBJECT		FACULTY Dollar	FACULTY FTE	NON FACULTY Dollar	NON FACULTY FTE	EMPLOYEE BENEFITS	PERSONAL SERVICE CREDITS	TOTAL PERSONAL SERVICES	TOTAL OPERATING EXPENSES	TOTAL
23-2402-0002	Global Strategies-Misc Auxiliary	0	0.00	96,519	2.00	20,647	0	117,166	0	117,166
23-2405-0003	Education Abroad Fees	0	0.00	0	0.00	0	0	0	1,605,000	1,605,000
	TOTAL	**0**	**0.00**	**96,519**	**2.00**	**20,647**	**0**	**117,166**	**1,605,000**	**1,722,166**
	SUB PROGRAM TOTAL	**0**	**0**	**856,808**	**17**	**247,767**	**0**	**1,104,575**	**1,659,116**	**2,763,691**

SUBPROGRAM #/NAME: 25 Instruction Budget Adjustments

UNL-State General Fund-711 State & University Generated/Unrestricted

COST OBJECT		FACULTY Dollar	FACULTY FTE	NON FACULTY Dollar	NON FACULTY FTE	EMPLOYEE BENEFITS	PERSONAL SERVICE CREDITS	TOTAL PERSONAL SERVICES	TOTAL OPERATING EXPENSES	TOTAL
21-2599-0001	BDGT ADJ PERM BDG	0	0.00	446,311	0.00	0	0	446,311	-32,677,998	-32,231,687
21-2599-0009	Budget Adj-Strategic Faculty Salary Fund	3,526,991	0.00	0	0.00	0	0	3,526,991	115,131	3,642,122
21-2599-0010	Budget Adjust Benefit Variance Allowance	0	0.00	0	0.00	5,624,384	0	5,624,384	0	5,624,384
21-2599-0016	Bdgt Adj Interntl Student Recruit	0	0.00	0	0.00	0	0	0	750,000	750,000
21-2599-5701	Budget Adj Distance Ed	0	0.00	0	0.00	0	0	0	32,228,851	32,228,851
	TOTAL	**3,526,991**	**0.00**	**446,311**	**0.00**	**5,624,384**	**0**	**9,597,686**	**415,984**	**10,013,670**

COST OBJECT LISTING BY SUB PROGRAM
2021-2022GENERAL OPERATING BUDGET
UNIVERSITY OF NEBRASKA - LINCOLN
Excluding IANR and NCTA

SUBPROGRAM #/NAME: 25 Instruction Budget Adjustments

UNL-State General Fund-711 Cash & Student Contracts/Designated

COST OBJECT		FACULTY Dollar	FACULTY FTE	NON FACULTY Dollar	NON FACULTY FTE	EMPLOYEE BENEFITS	PERSONAL SERVICE CREDITS	TOTAL PERSONAL SERVICES	TOTAL OPERATING EXPENSES	TOTAL
21-2599-4007	Budget Adjustm Unalloc F&A	0	0.00	0	0.00	0	0	0	21,843,488	21,843,488
	TOTAL	**0**	**0.00**	**0**	**0.00**	**0**	**0**	**0**	**21,843,488**	**21,843,488**
	SUB PROGRAM TOTAL	**3,526,991**	**0**	**446,311**	**0**	**5,624,384**	**0**	**9,597,686**	**22,259,472**	**31,857,158**

SUBPROGRAM #/NAME: 27 Television and Radio

UNL-State General Fund-711 State & University Generated/Unrestricted

COST OBJECT		FACULTY Dollar	FACULTY FTE	NON FACULTY Dollar	NON FACULTY FTE	EMPLOYEE BENEFITS	PERSONAL SERVICE CREDITS	TOTAL PERSONAL SERVICES	TOTAL OPERATING EXPENSES	TOTAL
21-2701-0001	University Television	0	0.00	1,455,017	28.16	643,226	0	2,098,243	15	2,098,258
	TOTAL	**0**	**0.00**	**1,455,017**	**28.16**	**643,226**	**0**	**2,098,243**	**15**	**2,098,258**

UNL-State General Fund-711 Revolving/Designated

COST OBJECT		FACULTY Dollar	FACULTY FTE	NON FACULTY Dollar	NON FACULTY FTE	EMPLOYEE BENEFITS	PERSONAL SERVICE CREDITS	TOTAL PERSONAL SERVICES	TOTAL OPERATING EXPENSES	TOTAL
22-2701-0001	University Television Revolving	0	0.00	3,940,476	68.00	1,058,975	0	4,999,451	1,390,548	6,389,999
	TOTAL	**0**	**0.00**	**3,940,476**	**68.00**	**1,058,975**	**0**	**4,999,451**	**1,390,548**	**6,389,999**

UNL-Trust-Grant/Cont/Loan/End-718 Trust/Restricted

COST OBJECT		FACULTY Dollar	FACULTY FTE	NON FACULTY Dollar	NON FACULTY FTE	EMPLOYEE BENEFITS	PERSONAL SERVICE CREDITS	TOTAL PERSONAL SERVICES	TOTAL OPERATING EXPENSES	TOTAL
26-2701-2020001	CPB CSG 2020 NETC	0	0.00	421,109	7.00	136,438	0	557,547	0	557,547
26-2701-2020002	CPB CSG 2020 KUON	0	0.00	275,729	4.00	86,094	0	361,823	0	361,823
	TOTAL	**0**	**0.00**	**696,838**	**11.00**	**222,532**	**0**	**919,370**	**0**	**919,370**
	SUB PROGRAM TOTAL	**0**	**0**	**6,092,331**	**107**	**1,924,733**	**0**	**8,017,064**	**1,390,563**	**9,407,627**

SUBPROGRAM #/NAME: 28 Museums and Art Gallery

UNL-State General Fund-711 State & University Generated/Unrestricted

COST OBJECT		FACULTY Dollar	FACULTY FTE	NON FACULTY Dollar	NON FACULTY FTE	EMPLOYEE BENEFITS	PERSONAL SERVICE CREDITS	TOTAL PERSONAL SERVICES	TOTAL OPERATING EXPENSES	TOTAL
21-2805-0001	Museum	0	0.00	638,646	8.99	189,037	0	827,683	0	827,683
21-2805-0004	Museum-Trailside	0	0.00	46,809	1.06	12,077	0	58,886	0	58,886
21-2805-0006	Museum-Ashfall Park	0	0.00	94,971	2.00	39,549	0	134,520	34,207	168,727
21-2811-0001	Art Gallery	577	0.00	984,955	17.49	237,353	0	1,222,885	66,836	1,289,721
21-2815-0001	International Quilt Museum	0	0.00	54,315	0.80	15,719	0	70,034	0	70,034
	TOTAL	**577**	**0.00**	**1,819,696**	**30.33**	**493,735**	**0**	**2,314,008**	**101,043**	**2,415,051**

UNL-State General Fund-711 Revolving/Designated

COST OBJECT		FACULTY Dollar	FACULTY FTE	NON FACULTY Dollar	NON FACULTY FTE	EMPLOYEE BENEFITS	PERSONAL SERVICE CREDITS	TOTAL PERSONAL SERVICES	TOTAL OPERATING EXPENSES	TOTAL
22-2805-0001	Museum-Mueller Planetarium	0	0.00	1,379	0.22	0	0	1,379	19,635	21,014
22-2805-0003	Museum Memberships	0	0.00	0	0.00	0	0	0	8,000	8,000
22-2805-0004	Museum-Ashfall Ed Program	0	0.00	18,715	0.43	58	0	18,773	21,773	40,546
22-2811-0001	Sheldon Art Gallery - Art Exhibit Pgm	0	0.00	146,163	3.00	57,146	0	203,309	27,300	230,609
22-2811-0002	Sheldon Art Gallery-Facility/Security Fe	0	0.00	0	0.00	0	0	0	6,500	6,500

COST OBJECT LISTING BY SUB PROGRAM
2021-2022GENERAL OPERATING BUDGET
UNIVERSITY OF NEBRASKA - LINCOLN
Excluding IANR and NCTA

SUBPROGRAM #/NAME: 28 Museums and Art Gallery

	TOTAL	**0**	**0.00**	**166,257**	**3.65**	**57,204**	**0**	**223,461**	**83,208**	**306,669**

UNL-Federal Advance-717 Federal/Restricted

COST OBJECT		FACULTY Dollar	FACULTY FTE	NON FACULTY Dollar	NON FACULTY FTE	EMPLOYEE BENEFITS	PERSONAL SERVICE CREDITS	TOTAL PERSONAL SERVICES	TOTAL OPERATING EXPENSES	TOTAL
25-2805-0122001	NSF CSBR NATURAL HISTORY: Digitizing	0	0.00	38,272	1.00	9,791	0	48,063	0	48,063
	TOTAL	**0**	**0.00**	**38,272**	**1.00**	**9,791**	**0**	**48,063**	**0**	**48,063**

UNL-Trust-Grant/Cont/Loan/End-718 Trust/Restricted

COST OBJECT		FACULTY Dollar	FACULTY FTE	NON FACULTY Dollar	NON FACULTY FTE	EMPLOYEE BENEFITS	PERSONAL SERVICE CREDITS	TOTAL PERSONAL SERVICES	TOTAL OPERATING EXPENSES	TOTAL
26-2805-0006001	E F Schramm Fund	0	0.00	14,668	0.29	5,771	0	20,439	0	20,439
26-2805-0012001	Dolly Hagan Fund	0	0.00	10,859	0.20	402	0	11,261	0	11,261
26-2805-0015024	NDOR Roads 2020-21 Highway Paleo Salvage	0	0.00	109,311	2.00	27,810	0	137,121	0	137,121
26-2805-0029001	Museum Donations	0	0.00	1,893	0.07	0	0	1,893	0	1,893
26-2805-0055001	T Mylan Stout Fund	0	0.00	95,389	2.02	17,883	0	113,272	0	113,272
27-2805-0104001	Knickrehm Fund	0	0.00	0	0.00	17	0	17	0	17
27-2805-0111001	Rogers Foundation Fund	0	0.00	13,467	0.36	5,799	0	19,266	0	19,266
27-2805-0116001	Claire M Hubbard Environ Curriculum Deve	0	0.00	8,922	0.21	298	0	9,220	0	9,220
27-2811-0007001	Schweser Fund	0	0.00	38,355	1.00	17,662	0	56,017	0	56,017
27-2815-2720101	James Endow Exec Director	0	0.00	42,090	0.40	9,972	0	52,062	0	52,062
27-2815-3605001	R&A James QH Operations	0	0.00	314,229	6.46	110,603	0	424,832	0	424,832
27-2815-5275001	Mary Ann Beavers Ed Support	0	0.00	40,400	1.00	10,498	0	50,898	0	50,898
	TOTAL	**0**	**0.00**	**689,583**	**14.01**	**206,715**	**0**	**896,298**	**0**	**896,298**

UNL-Auxiliary-719 Auxiliaries & Services/Restricted

COST OBJECT		FACULTY Dollar	FACULTY FTE	NON FACULTY Dollar	NON FACULTY FTE	EMPLOYEE BENEFITS	PERSONAL SERVICE CREDITS	TOTAL PERSONAL SERVICES	TOTAL OPERATING EXPENSES	TOTAL
23-2805-0001	Museum Shop	0	0.00	42,652	0.76	11,196	0	53,848	64,476	118,324
23-2805-0002	Museum Shop Trailside	0	0.00	28,924	0.46	3,296	0	32,220	16,303	48,523
23-2805-0003	Ashfall Museum Shop	0	0.00	20,584	0.26	3,997	0	24,581	0	24,581
23-2805-0005	Virtual Field Trips-Morrill Hall	0	0.00	38,000	0.93	18,491	0	56,491	10,123	66,614
23-2805-0006	Virtual Field Trips-Ashfall	0	0.00	9,413	0.27	0	0	9,413	0	9,413
23-2805-0009	Museum Gate & Rental Fees	0	0.00	104,431	2.50	25,388	0	129,819	0	129,819
23-2805-0010	Museum Education Department	0	0.00	27,901	0.76	7,579	0	35,480	0	35,480
23-2815-0002	IQM Admin/Operating	0	0.00	0	0.00	0	0	0	38,385	38,385
	TOTAL	**0**	**0.00**	**271,905**	**5.95**	**69,947**	**0**	**341,852**	**129,287**	**471,139**
	SUB PROGRAM TOTAL	**577**	**0**	**2,985,713**	**55**	**837,392**	**0**	**3,823,682**	**313,538**	**4,137,220**

SUBPROGRAM #/NAME: 30 Center for Transformative Teaching

UNL-State General Fund-711 State & University Generated/Unrestricted

COST OBJECT		FACULTY Dollar	FACULTY FTE	NON FACULTY Dollar	NON FACULTY FTE	EMPLOYEE BENEFITS	PERSONAL SERVICE CREDITS	TOTAL PERSONAL SERVICES	TOTAL OPERATING EXPENSES	TOTAL
21-3001-0001	Center for Transformative Teaching	0	0.00	0	0.00	0	0	0	54,795	54,795
	TOTAL	**0**	**0.00**	**0**	**0.00**	**0**	**0**	**0**	**54,795**	**54,795**

UNL-State General Fund-711 Revolving/Designated

COST OBJECT		FACULTY Dollar	FACULTY FTE	NON FACULTY Dollar	NON FACULTY FTE	EMPLOYEE BENEFITS	PERSONAL SERVICE CREDITS	TOTAL PERSONAL SERVICES	TOTAL OPERATING EXPENSES	TOTAL
22-3001-0002	CTT Revolving	0	0.00	1,010,309	16.00	300,803	0	1,311,112	0	1,311,112

COST OBJECT LISTING BY SUB PROGRAM
2021-2022GENERAL OPERATING BUDGET
UNIVERSITY OF NEBRASKA - LINCOLN
Excluding IANR and NCTA

SUBPROGRAM #/NAME: 30 Center for Transformative Teaching

TOTAL	**0**	**0.00**	**1,010,309**	**16.00**	**300,803**	**0**	**1,311,112**	**0**	**1,311,112**
SUB PROGRAM TOTAL	**0**	**0**	**1,010,309**	**16**	**300,803**	**0**	**1,311,112**	**54,795**	**1,365,907**

SUBPROGRAM #/NAME: 33 Facilities Mgmt & Planning

UNL-State General Fund-711 State & University Generated/Unrestricted

COST OBJECT		Dollar	FACULTY FTE	NON FACULTY Dollar	NON FACULTY FTE	EMPLOYEE BENEFITS	PERSONAL SERVICE CREDITS	TOTAL PERSONAL SERVICES	TOTAL OPERATING EXPENSES	TOTAL
21-3301-0010	FMO Administration	0	0.00	145,489	0.00	0	0	145,489	2,346	147,835
21-3301-0011	Facilities Business Sys Supp	0	0.00	368,149	5.00	129,052	0	497,201	50,715	547,916
21-3301-0012	Sustainability	0	0.00	116,193	1.00	25,678	0	141,871	28,810	170,681
21-3301-0043	Facilities Business Operations	0	0.00	162,871	3.00	50,132	0	213,003	14,640	227,643
21-3306-0005	Bldg Rpr & Maint-Control Sys Maint Div	0	0.00	4,080,644	56.80	894,205	0	4,974,849	709,802	5,684,651
21-3306-0006	BSM Required Deferred Maint	0	0.00	0	0.00	0	0	0	208,316	208,316
21-3306-1002	BSM-Mgm Salaries	0	0.00	719,684	5.40	175,859	0	895,543	0	895,543
21-3307-0001	Custodial	0	0.00	6,449,697	189.50	2,295,718	0	8,745,415	472,457	9,217,872
21-3309-0001	Utility Operations	0	0.00	0	0.00	0	0	0	24,031,229	24,031,229
21-3309-0005	Wireless	0	0.00	0	0.00	0	0	0	225,000	225,000
21-3312-0001	Landscape Services	0	0.00	1,365,654	21.63	269,529	0	1,635,183	418,103	2,053,286
21-3312-1001	Landscape Srv-Mgm Sal	0	0.00	329,952	3.50	92,527	0	422,479	0	422,479
21-3313-0001	Recycling Program	0	0.00	0	0.00	0	0	0	30,000	30,000
21-3313-0002	Waste Management	0	0.00	120,532	2.25	22,792	0	143,324	18,784	162,108
21-3314-0001	Rental Physical Plant Property	0	0.00	0	0.00	0	0	0	148,939	148,939
	TOTAL	**0**	**0.00**	**13,858,865**	**288.08**	**3,955,492**	**0**	**17,814,357**	**26,359,141**	**44,173,498**

UNL-State General Fund-711 Revolving/Designated

COST OBJECT		Dollar	FACULTY FTE	NON FACULTY Dollar	NON FACULTY FTE	EMPLOYEE BENEFITS	PERSONAL SERVICE CREDITS	TOTAL PERSONAL SERVICES	TOTAL OPERATING EXPENSES	TOTAL
22-3306-0001	Bldg Sys Maint-Service Center Operations	0	0.00	2,339,228	43.00	1,799,136	0	4,138,364	-4,138,364	0
22-3307-0001	Custodial Svcs-Service Cntr Operations	0	0.00	529,450	15.00	200,669	0	730,119	-730,119	0
22-3312-0001	Landscape Services	0	0.00	759,158	20.00	519,048	0	1,278,206	-1,278,206	0
22-3313-0001	Waste Mgm & Recycling Operations	0	0.00	37,446	1.00	48,352	0	85,798	90,000	175,798
	TOTAL	**0**	**0.00**	**3,665,282**	**79.00**	**2,567,205**	**0**	**6,232,487**	**-6,056,689**	**175,798**

UNL-Auxiliary-719 Auxiliaries & Services/Restricted

COST OBJECT		Dollar	FACULTY FTE	NON FACULTY Dollar	NON FACULTY FTE	EMPLOYEE BENEFITS	PERSONAL SERVICE CREDITS	TOTAL PERSONAL SERVICES	TOTAL OPERATING EXPENSES	TOTAL
23-3313-0001	Recycling Program	0	0.00	44,914	0.75	12,607	0	57,521	0	57,521
23-3314-0001	Rental Prop Misc Fees & Rental Inc	0	0.00	0	0.00	0	0	0	5,000	5,000
23-3314-0007	Rental Property-1901 Y Street	0	0.00	0	0.00	0	0	0	25,000	25,000
23-3397-0003	Power Plant Clearing-NuCorp	0	0.00	3,446,730	52.00	996,704	0	4,443,434	4,858,000	9,301,434
	TOTAL	**0**	**0.00**	**3,491,644**	**52.75**	**1,009,311**	**0**	**4,500,955**	**4,888,000**	**9,388,955**
SUB PROGRAM TOTAL		**0**	**0**	**21,015,791**	**420**	**7,532,008**	**0**	**28,547,799**	**25,190,452**	**53,738,251**

SUBPROGRAM #/NAME: 34 Innovation Campus

UNL-State General Fund-711 State & University Generated/Unrestricted

COST OBJECT		Dollar	FACULTY FTE	NON FACULTY Dollar	NON FACULTY FTE	EMPLOYEE BENEFITS	PERSONAL SERVICE CREDITS	TOTAL PERSONAL SERVICES	TOTAL OPERATING EXPENSES	TOTAL
21-3406-0001	NIC Bus Service	0	0.00	0	0.00	0	0	0	319,000	319,000
	TOTAL	**0**	**0.00**	**0**	**0.00**	**0**	**0**	**0**	**319,000**	**319,000**

COST OBJECT LISTING BY SUB PROGRAM
2021-2022GENERAL OPERATING BUDGET
UNIVERSITY OF NEBRASKA - LINCOLN
Excluding IANR and NCTA

SUBPROGRAM #/NAME: 34 Innovation Campus

UNL-State General Fund-711 Revolving/Designated

COST OBJECT		FACULTY Dollar	FACULTY FTE	NON FACULTY Dollar	NON FACULTY FTE	EMPLOYEE BENEFITS	PERSONAL SERVICE CREDITS	TOTAL PERSONAL SERVICES	TOTAL OPERATING EXPENSES	TOTAL
22-3405-0006	Innov Campus Operating	0	0.00	0	0.00	0	0	0	100,000	100,000
	TOTAL	**0**	**0.00**	**0**	**0.00**	**0**	**0**	**0**	**100,000**	**100,000**
	SUB PROGRAM TOTAL	**0**	**0**	**0**	**0**	**0**	**0**	**0**	**419,000**	**419,000**

SUBPROGRAM #/NAME: 41 Executive Administration

UNL-State General Fund-711 State & University Generated/Unrestricted

COST OBJECT		FACULTY Dollar	FACULTY FTE	NON FACULTY Dollar	NON FACULTY FTE	EMPLOYEE BENEFITS	PERSONAL SERVICE CREDITS	TOTAL PERSONAL SERVICES	TOTAL OPERATING EXPENSES	TOTAL
21-4101-0001	Chancellor	0	0.00	1,254,913	6.95	216,676	0	1,471,589	230,930	1,702,519
21-4101-5701	Chancellor Distance Ed	0	0.00	150,949	1.00	0	0	150,949	0	150,949
21-4104-0001	Office of Diversity and Inclusion	0	0.00	705,681	5.00	161,905	0	867,586	126,460	994,046
21-4104-0002	Office Acad Success & Intercultural Svcs	0	0.00	439,744	6.00	92,895	0	532,639	73,618	606,257
21-4105-0001	Van Brunt Visitor's Center	0	0.00	46,387	0.50	18,154	0	64,541	0	64,541
	TOTAL	**0**	**0.00**	**2,597,674**	**19.45**	**489,630**	**0**	**3,087,304**	**431,008**	**3,518,312**

UNL-State General Fund-711 Revolving/Designated

COST OBJECT		FACULTY Dollar	FACULTY FTE	NON FACULTY Dollar	NON FACULTY FTE	EMPLOYEE BENEFITS	PERSONAL SERVICE CREDITS	TOTAL PERSONAL SERVICES	TOTAL OPERATING EXPENSES	TOTAL
22-4105-0001	Van Brunt Visitor's Center-rvlg	0	0.00	27,201	0.50	9,810	0	37,011	0	37,011
	TOTAL	**0**	**0.00**	**27,201**	**0.50**	**9,810**	**0**	**37,011**	**0**	**37,011**
	SUB PROGRAM TOTAL	**0**	**0**	**2,624,875**	**20**	**499,440**	**0**	**3,124,315**	**431,008**	**3,555,323**

SUBPROGRAM #/NAME: 42 Student Services

UNL-State General Fund-711 State & University Generated/Unrestricted

COST OBJECT		FACULTY Dollar	FACULTY FTE	NON FACULTY Dollar	NON FACULTY FTE	EMPLOYEE BENEFITS	PERSONAL SERVICE CREDITS	TOTAL PERSONAL SERVICES	TOTAL OPERATING EXPENSES	TOTAL
21-4201-0001	Vice Chancellor for Student Affairs	0	0.00	275,214	1.00	53,312	0	328,526	-18,018	310,508
21-4210-0001	TRIO Programs	0	0.00	25,529	0.26	0	0	25,529	8,258	33,787
21-4210-0003	SSS/UNL Cost Share Funds	0	0.00	0	0.00	0	0	0	16,197	16,197
21-4210-0004	SSS/UNL Cost Share	0	0.00	48,535	1.05	16,930	0	65,465	13,684	79,149
21-4213-0001	Conduct & Community Standards	0	0.00	1,970	0.00	0	0	1,970	11,473	13,443
21-4214-0001	Services for Students with Disabilities	0	0.00	117,911	1.00	35,946	0	153,857	1,122	154,979
21-4215-0001	NU City Union Facility Operating	0	0.00	184,458	5.50	100,009	0	284,467	0	284,467
	TOTAL	**0**	**0.00**	**653,617**	**8.81**	**206,197**	**0**	**859,814**	**32,716**	**892,530**

UNL-State General Fund-711 Revolving/Designated

COST OBJECT		FACULTY Dollar	FACULTY FTE	NON FACULTY Dollar	NON FACULTY FTE	EMPLOYEE BENEFITS	PERSONAL SERVICE CREDITS	TOTAL PERSONAL SERVICES	TOTAL OPERATING EXPENSES	TOTAL
22-4201-0007	Student Money Management	0	0.00	43,733	1.00	17,727	0	61,460	8,861	70,321
22-4205-0001	Office of Fraternity & Sorority Life	0	0.00	243,550	4.35	53,961	0	297,511	0	297,511
22-4213-0001	Conduct & Community Standards	0	0.00	252,461	4.00	90,054	0	342,515	0	342,515
22-4214-0001	Vice Chancellor for Student Affairs	0	0.00	672,194	7.00	157,702	0	829,896	0	829,896
22-4214-0002	Services for Students with Disabilities	0	0.00	273,508	5.43	80,467	0	353,975	0	353,975
22-4220-0001	Advocacy & Support	0	0.00	144,487	2.00	31,301	0	175,788	0	175,788
	TOTAL	**0**	**0.00**	**1,629,933**	**23.78**	**431,212**	**0**	**2,061,145**	**8,861**	**2,070,006**

COST OBJECT LISTING BY SUB PROGRAM
2021-2022GENERAL OPERATING BUDGET
UNIVERSITY OF NEBRASKA - LINCOLN
Excluding IANR and NCTA

SUBPROGRAM #/NAME: 42 Student Services

UNL-Federal Letter of Credit-716 Federal/Restricted

COST OBJECT		FACULTY Dollar	FACULTY FTE	NON FACULTY Dollar	NON FACULTY FTE	EMPLOYEE BENEFITS	PERSONAL SERVICE CREDITS	TOTAL PERSONAL SERVICES	TOTAL OPERATING EXPENSES	TOTAL
24-4210-0019041	US ED 11-12 NE Neb Upward Bound	0	0.00	23,444	1.00	0	0	23,444	0	23,444
24-4210-0025005	US ED 2019-20 Student Suport Serv TRIO	0	0.00	54,771	0.61	18,175	0	72,946	0	72,946
24-4210-0025053	US ED 2019-20 SSS TRIO- IT	0	0.00	16,075	0.12	918	0	16,993	0	16,993
24-4210-0026004	US ED 2019-20 Admin Talent Search Prg	0	0.00	4,039	0.05	8,463	0	12,502	0	12,502
24-4210-0026005	US ED 2020-21 Admin Talent Search Prg	0	0.00	227,334	5.25	43,134	0	270,468	0	270,468
24-4210-0026043	US ED 2019-20 IT Talent Search Prg	0	0.00	14,790	0.12	845	0	15,635	0	15,635
24-4210-0027003	US ED 2019-20 Student Upward Bound	0	0.00	4,039	0.05	5,313	0	9,352	0	9,352
24-4210-0027004	US ED 2020-21 Classic Upward Bound	0	0.00	99,918	2.25	21,496	0	121,414	0	121,414
24-4210-0027033	US ED 2019-20 IT Upward Bound	0	0.00	11,574	0.12	661	0	12,235	0	12,235
24-4210-0028003	US ED 19-20 Upward Bound M/S	0	0.00	4,039	0.05	7,063	0	11,102	0	11,102
24-4210-0028004	US ED 2020-21 Upward Bound M/S	0	0.00	100,528	2.25	22,212	0	122,740	0	122,740
24-4210-0028033	US ED 19-20 IT Upward Bound M/S	0	0.00	11,574	0.12	661	0	12,235	0	12,235
24-4210-0029001	US ED SSS Trio Admin 2020-2021	0	0.00	255,625	5.20	75,816	0	331,441	0	331,441
	TOTAL	**0**	**0.00**	**827,750**	**17.18**	**204,757**	**0**	**1,032,507**	**0**	**1,032,507**

UNL-Trust-Grant/Cont/Loan/End-718 Trust/Restricted

COST OBJECT		FACULTY Dollar	FACULTY FTE	NON FACULTY Dollar	NON FACULTY FTE	EMPLOYEE BENEFITS	PERSONAL SERVICE CREDITS	TOTAL PERSONAL SERVICES	TOTAL OPERATING EXPENSES	TOTAL
27-4207-0001001	Sherwood Fdn Admin Scholarship Pgm	0	0.00	39,121	1.00	0	0	39,121	0	39,121
27-4211-0001001	Un Fdn-Short Term Loan Counseling Fd	0	0.00	32,074	1.00	6,073	0	38,147	0	38,147
	TOTAL	**0**	**0.00**	**71,195**	**2.00**	**6,073**	**0**	**77,268**	**0**	**77,268**

UNL-Auxiliary-719 Auxiliaries & Services/Restricted

COST OBJECT		FACULTY Dollar	FACULTY FTE	NON FACULTY Dollar	NON FACULTY FTE	EMPLOYEE BENEFITS	PERSONAL SERVICE CREDITS	TOTAL PERSONAL SERVICES	TOTAL OPERATING EXPENSES	TOTAL
23-4203-0002	Student Affairs Bus Opers-Mktg & Comm	0	0.00	595,654	9.00	166,929	0	762,583	9,650	772,233
23-4203-0003	SA Bus Opers-Bus Svcs	0	0.00	841,152	15.69	314,878	0	1,156,030	0	1,156,030
23-4212-0001	University Health Center	0	0.00	0	0.00	0	0	0	10,000,000	10,000,000
23-4212-1015	Big Red Resilience & Well-Being	0	0.00	269,382	4.65	59,097	0	328,479	0	328,479
23-4212-1021	UHC CAPS	0	0.00	1,398,464	20.88	433,139	0	1,831,603	0	1,831,603
23-4212-1046	University Health Center Custodial	0	0.00	175,667	6.00	42,631	0	218,298	0	218,298
23-4215-0004	NU Nebraska Unions	0	0.00	0	0.00	0	0	0	75,000	75,000
23-4215-0005	NU Equipment Reserve Account	0	0.00	0	0.00	0	0	0	100,000	100,000
23-4215-0006	NU Readership Program	0	0.00	0	0.00	0	0	0	190,000	190,000
23-4215-0007	Children's Center	0	0.00	1,556,312	29.25	363,589	0	1,919,901	434,287	2,354,188
23-4215-1100	NU City Administration	0	0.00	315,571	3.65	70,473	0	386,044	103,155	489,199
23-4215-1101	NU Student Organizations Financial Serv	0	0.00	9,750	0.25	1,090	0	10,840	9,925	20,765
23-4215-1102	NU Training & Development	0	0.00	0	0.00	0	0	0	21,000	21,000
23-4215-1103	NU Accounting	0	0.00	17,503	0.50	251	0	17,754	19,552	37,306
23-4215-1104	NU Comp Tech Support	0	0.00	0	0.00	0	0	0	68,900	68,900
23-4215-1211	NU City Building Operations	0	0.00	346,319	9.50	43,843	0	390,162	643,101	1,033,263
23-4215-1212	NU City Information Desk	0	0.00	55,800	1.50	869	0	56,669	7,250	63,919
23-4215-1213	NU JGMC Facilities	0	0.00	22,834	0.70	241	0	23,075	20,460	43,535
23-4215-1214	NU City Bldg Maintenance	0	0.00	227,079	5.20	76,853	0	303,932	158,190	462,122
23-4215-1215	NU City Custodial/Setups	0	0.00	389,153	11.75	125,443	0	514,596	38,450	553,046
23-4215-1216	NU City Reservations	0	0.00	100,595	2.00	51,312	0	151,907	7,150	159,057
23-4215-1219	NU City Starbucks	0	0.00	263,514	5.00	50,846	0	314,360	289,050	603,410
23-4215-1311	NU SI Student Involvement	0	0.00	35,341	1.00	75,659	0	111,000	106,450	217,450
23-4215-1312	CE Leadership Development	0	0.00	17,300	0.50	20,869	0	38,169	5,900	44,069
23-4215-1313	Women's Center	0	0.00	220,067	4.50	39,420	0	259,487	32,527	292,014

COST OBJECT LISTING BY SUB PROGRAM
2021-2022GENERAL OPERATING BUDGET
UNIVERSITY OF NEBRASKA - LINCOLN
Excluding IANR and NCTA

SUBPROGRAM #/NAME: 42 Student Services

UNL-Auxiliary-719 Auxiliaries & Services/Restricted

COST OBJECT		FACULTY Dollar	FACULTY FTE	NON FACULTY Dollar	NON FACULTY FTE	EMPLOYEE BENEFITS	PERSONAL SERVICE CREDITS	TOTAL PERSONAL SERVICES	TOTAL OPERATING EXPENSES	TOTAL
23-4215-1316	CE Service Learning	0	0.00	153,731	2.75	15,448	0	169,179	7,000	176,179
23-4215-1317	Civic Engagement Admin	0	0.00	27,215	0.23	391	0	27,606	24,400	52,006
23-4215-1318	NU SI Stdt Organizations	0	0.00	37,720	1.75	37,892	0	75,612	18,675	94,287
23-4215-1322	LGBTQA+ Center	0	0.00	125,900	1.70	28,964	0	154,864	14,000	168,864
23-4215-1325	NU East SI Programs	0	0.00	31,652	1.25	25,257	0	56,909	10,805	67,714
23-4215-1326	Cntr for Advocacy, Response & Education	0	0.00	102,515	2.00	27,323	0	129,838	0	129,838
23-4215-1400	NEU East Administration	0	0.00	116,392	2.00	33,737	0	150,129	9,055	159,184
23-4215-1411	NEU East Building Operations	0	0.00	66,200	3.25	627	0	66,827	313,787	380,614
23-4215-1414	NEU East Bldg Maintenance	0	0.00	50,295	1.09	15,962	0	66,257	62,000	128,257
23-4215-1415	NEU East Custodial/Setups	0	0.00	246,800	7.00	71,782	0	318,582	14,000	332,582
23-4215-1416	NEU East Reservations	0	0.00	44,335	1.00	28,064	0	72,399	2,500	74,899
23-4215-1419	NEU Starbucks	0	0.00	72,785	2.00	12,300	0	85,085	0	85,085
23-4215-1820	NEU East Recreation	0	0.00	54,051	1.66	11,148	0	65,199	17,975	83,174
23-4215-2337	NU SI Campus Night Life	0	0.00	13,102	0.00	0	0	13,102	34,700	47,802
23-4216-0001	Campus Recreation	0	0.00	1,410,862	84.00	1,153,712	0	2,564,574	4,443,636	7,008,210
23-4216-1001	Camp Recr-Administration	0	0.00	666,531	8.20	15,002	0	681,533	0	681,533
23-4216-1002	Camp Recr-Intramurals	0	0.00	273,497	5.00	2,257	0	275,754	0	275,754
23-4216-1004	Camp Recr-Fitness & Instructional	0	0.00	46,690	1.00	0	0	46,690	0	46,690
23-4216-1005	Camp Recr-Outdoor Adventure	0	0.00	48,195	1.00	2,468	0	50,663	0	50,663
23-4216-1006	Camp Recr-Grounds	0	0.00	218,701	5.00	0	0	218,701	0	218,701
23-4216-1008	Camp Recr-Wilderness Adv Rental Equip	0	0.00	40,641	1.00	2,470	0	43,111	0	43,111
23-4216-1011	Camp Recr-First Aid Room	0	0.00	157,412	3.00	1,243	0	158,655	0	158,655
23-4216-1012	Camp Recr-Group Challenge Exp	0	0.00	50,847	1.00	646	0	51,493	0	51,493
23-4216-1013	Campus Recr-Physical Actvity Classes	0	0.00	60,000	1.00	710	0	60,710	0	60,710
23-4216-1016	Campus Recr-Maintenance	0	0.00	441,958	8.00	35	0	441,993	0	441,993
23-4216-1017	Campus Recr-Custodial	0	0.00	529,209	16.00	1,086	0	530,295	0	530,295
23-4216-1018	Campus Recr-Wellness Srvs	0	0.00	48,213	1.00	3,389	0	51,602	0	51,602
23-4216-1021	Campus Recr-Technology	0	0.00	153,818	3.00	0	0	153,818	0	153,818
23-4216-1024	Development	0	0.00	85,260	1.00	0	0	85,260	0	85,260
23-4216-1026	Campus Recr-Climbing Wall	0	0.00	69,020	1.00	1,963	0	70,983	0	70,983
23-4216-1027	Campus Recr-East Campus	0	0.00	97,138	2.00	3,275	0	100,413	0	100,413
23-4216-1028	Campus Recr-Membership Services	0	0.00	132,264	3.00	4,531	0	136,795	0	136,795
23-4216-1029	Campus Recr-Massage Therapy	0	0.00	42,123	1.00	2,003	0	44,126	0	44,126
23-4216-1031	Campus Recr-Wellness Services	0	0.00	119,770	2.00	450	0	120,220	0	120,220
23-4216-1032	Campus Recr-Weight Room/Super Circuit	0	0.00	48,213	1.00	4,133	0	52,346	0	52,346
23-4221-0001	SLICE Administration	0	0.00	186,763	2.83	946	0	187,709	0	187,709
23-4221-0002	SLICE Student Organization	0	0.00	94,196	2.00	0	0	94,196	0	94,196
23-4221-0004	SLICE Weekend & Int. Programming	0	0.00	68,414	1.00	0	0	68,414	0	68,414
23-4221-0006	SLICE Leadership Development	0	0.00	77,877	1.00	0	0	77,877	0	77,877
	TOTAL	**0**	**0.00**	**13,167,762**	**315.23**	**3,446,646**	**0**	**16,614,408**	**17,312,530**	**33,926,938**
	SUB PROGRAM TOTAL	**0**	**0**	**16,350,257**	**367**	**4,294,885**	**0**	**20,645,142**	**17,354,107**	**37,999,249**

SUBPROGRAM #/NAME: 43 Business and Finance

UNL-State General Fund-711 State & University Generated/Unrestricted

COST OBJECT		FACULTY Dollar	FACULTY FTE	NON FACULTY Dollar	NON FACULTY FTE	EMPLOYEE BENEFITS	PERSONAL SERVICE CREDITS	TOTAL PERSONAL SERVICES	TOTAL OPERATING EXPENSES	TOTAL
21-4301-0001	V C For Business & Finance	0	0.00	1,085,719	2.50	76,351	0	1,162,070	-751,036	411,034
21-4306-0001	Campus Planning	0	0.00	119,770	1.00	27,846	0	147,616	0	147,616

COST OBJECT LISTING BY SUB PROGRAM
2021-2022GENERAL OPERATING BUDGET
UNIVERSITY OF NEBRASKA - LINCOLN
Excluding IANR and NCTA

SUBPROGRAM #/NAME: 43 Business and Finance

UNL-State General Fund-711 State & University Generated/Unrestricted

COST OBJECT		FACULTY Dollar	FACULTY FTE	NON FACULTY Dollar	NON FACULTY FTE	EMPLOYEE BENEFITS	PERSONAL SERVICE CREDITS	TOTAL PERSONAL SERVICES	TOTAL OPERATING EXPENSES	TOTAL
21-4307-0001	Operations/Maintenance Equipment	0	0.00	0	0.00	0	0	0	42,611	42,611
21-4307-0003	Pgm 711Equipment	0	0.00	0	0.00	0	0	0	15,227	15,227
21-4311-0001	Accounting	0	0.00	819,121	10.40	191,135	0	1,010,256	57,485	1,067,741
21-4312-0001	Budget	0	0.00	298,703	3.00	91,138	0	389,841	5,415	395,256
21-4313-0001	Bursar	0	0.00	305,498	6.00	94,359	0	399,857	28,657	428,514
21-4314-0001	Payroll	0	0.00	759,180	12.00	236,774	0	995,954	33,653	1,029,607
21-4316-0001	Student Accounts	0	0.00	475,727	10.40	159,740	0	635,467	5,338	640,805
21-4318-0001	Financial Systems	0	0.00	605,499	7.30	180,731	0	786,230	50,000	836,230
21-4325-0001	University Services	0	0.00	465,275	6.60	147,525	0	612,800	44,145	656,945
21-4326-0002	Procurement Software	0	0.00	0	0.00	0	0	0	302,879	302,879
21-4327-0001	Inventory, Surplus and Asset Management	0	0.00	57,455	1.00	19,823	0	77,278	442	77,720
21-4327-0002	Inventory Surplus Pickup	0	0.00	56,325	1.64	13,855	0	70,180	31,581	101,761
21-4328-0001	Mail Service	0	0.00	334,019	7.50	92,104	0	426,123	40,960	467,083
21-4340-0001	Environmental Health	0	0.00	576,689	8.45	171,737	0	748,426	196,638	945,064
21-4340-0004	EHS-Stormwater Mgm Pgm	0	0.00	54,166	1.00	25,502	0	79,668	0	79,668
21-4340-0005	Building Compliance	0	0.00	87,113	1.00	10,623	0	97,736	985,000	1,082,736
21-4360-0001	Police Services-Security & Traffic	0	0.00	1,170,527	8.00	116,560	0	1,287,087	134,767	1,421,854
21-4360-1002	Police Services-University Cameras	0	0.00	0	0.00	0	0	0	80,000	80,000
21-4360-1003	Police-Emergency Management	0	0.00	81,476	1.00	12,567	0	94,043	43,350	137,393
21-4360-1004	Police-Compliance & Accreditation	0	0.00	64,960	1.00	10,447	0	75,407	0	75,407
21-4360-1005	Police-Patrol Operations	0	0.00	1,920,432	28.00	462,217	0	2,382,649	0	2,382,649
21-4360-1006	Police-Investigations	0	0.00	62,755	1.00	14,677	0	77,432	0	77,432
21-4360-1007	Police-Dispatch	0	0.00	378,308	6.67	128,582	0	506,890	0	506,890
21-4360-1009	Police-Building Access	0	0.00	76,294	2.00	34,125	0	110,419	0	110,419
21-4360-1010	Police-GIS	0	0.00	81,551	1.00	30,248	0	111,799	28,500	140,299
21-4360-1011	Police-Personnel & Public Relations	0	0.00	47,012	1.00	7,705	0	54,717	0	54,717
21-4360-1012	Police-Alarm Servicing	0	0.00	9,772	0.10	867	0	10,639	50,000	60,639
21-4360-1013	Police-K-9 Patrol	0	0.00	63,928	1.00	13,757	0	77,685	0	77,685
21-4360-1014	Police-IT Services	0	0.00	111,694	1.52	35,777	0	147,471	0	147,471
21-4370-0001	Human Resources	0	0.00	1,266,328	17.00	387,161	0	1,653,489	116,148	1,769,637
21-4370-1005	NuValues/MarketPay	0	0.00	0	0.00	0	0	0	28,489	28,489
21-4399-0008	Bdgt Adj Oper and Maint Reserve	0	0.00	422,150	0.00	0	0	422,150	246,440	668,590
	TOTAL	**0**	**0.00**	**11,857,446**	**149.07**	**2,793,933**	**0**	**14,651,379**	**1,816,689**	**16,468,068**

UNL-State General Fund-711 Revolving/Designated

COST OBJECT		FACULTY Dollar	FACULTY FTE	NON FACULTY Dollar	NON FACULTY FTE	EMPLOYEE BENEFITS	PERSONAL SERVICE CREDITS	TOTAL PERSONAL SERVICES	TOTAL OPERATING EXPENSES	TOTAL
22-4327-0001	IMA Service Center	0	0.00	216,486	5.36	110,388	0	326,874	33,335	360,209
22-4360-0001	UNL Police Srv-Comm Srv Officers Revlg	0	0.00	415,678	9.53	146,009	0	561,687	71,000	632,687
22-4360-0004	UNL Police Special Events	0	0.00	29,957	0.58	31,851	0	61,808	0	61,808
22-4360-0005	UNL CCTV Police Maintenance	0	0.00	107,595	1.60	30,025	0	137,620	44,000	181,620
	TOTAL	**0**	**0.00**	**769,716**	**17.07**	**318,273**	**0**	**1,087,989**	**148,335**	**1,236,324**

UNL-Auxiliary-719 Auxiliaries & Services/Restricted

COST OBJECT		FACULTY Dollar	FACULTY FTE	NON FACULTY Dollar	NON FACULTY FTE	EMPLOYEE BENEFITS	PERSONAL SERVICE CREDITS	TOTAL PERSONAL SERVICES	TOTAL OPERATING EXPENSES	TOTAL
23-4309-0002	Breslow Ice Hockey Center Operations	0	0.00	0	0.00	0	0	0	584,506	584,506
23-4325-0004	Univ Srv-Director	0	0.00	0	0.00	1,674	0	1,674	0	1,674
23-4325-0005	Univ Srv-Business Center	0	0.00	292,960	5.50	132,520	0	425,480	75,010	500,490
23-4328-0001	Mail Service	0	0.00	138,696	3.55	64,720	0	203,416	2,251,470	2,454,886

COST OBJECT LISTING BY SUB PROGRAM
2021-2022GENERAL OPERATING BUDGET
UNIVERSITY OF NEBRASKA - LINCOLN
Excluding IANR and NCTA

SUBPROGRAM #/NAME: 43 Business and Finance

UNL-Auxiliary-719 Auxiliaries & Services/Restricted

COST OBJECT		FACULTY Dollar	FACULTY FTE	NON FACULTY Dollar	NON FACULTY FTE	EMPLOYEE BENEFITS	PERSONAL SERVICE CREDITS	TOTAL PERSONAL SERVICES	TOTAL OPERATING EXPENSES	TOTAL
23-4332-0001	Parking Services	0	0.00	780,185	12.75	249,793	0	1,029,978	1,227,291	2,257,269
23-4332-0002	Parking-Stadium Dr Parking Garage	0	0.00	100,795	1.50	8,486	0	109,281	98,800	208,081
23-4332-0003	Parking-17th & R Parking Garage	0	0.00	26,844	1.00	0	0	26,844	155,600	182,444
23-4332-0004	Parking - Transit Operations	0	0.00	154,453	0.75	14,689	0	169,142	638,900	808,042
23-4332-0005	Parking - 14 & Avery Garage	0	0.00	0	0.00	0	0	0	101,000	101,000
23-4333-0001	University Fleet Management	0	0.00	292,814	6.83	93,586	0	386,400	2,022,922	2,409,322
23-4333-0002	Univ Fleet Management Equip Reserve	0	0.00	0	0.00	0	0	0	806,692	806,692
23-4333-0007	Univ Fleet Management-Shop Chg	0	0.00	334,687	7.50	102,834	0	437,521	0	437,521
23-4334-0001	Printing Services	0	0.00	954,194	19.25	361,899	0	1,316,093	1,807,151	3,123,244
23-4334-0002	Printing Services-Equipment	0	0.00	0	0.00	0	0	0	18,699	18,699
23-4334-0003	Prnt Serv-Cost per Copy Program	0	0.00	124,787	2.20	45,865	0	170,652	1,067,000	1,237,652
23-4334-0004	Prnt Serv-1700 Y Copy Center	0	0.00	173,327	5.00	88,491	0	261,818	358,600	620,418
23-4334-0005	Prnt Serv-City Union Copy Center	0	0.00	0	0.00	0	0	0	12,400	12,400
23-4334-0010	Prnt Serv-Imprint Production	0	0.00	64,317	1.70	33,255	0	97,572	0	97,572
23-4335-0001	Courier/Delivery Services	0	0.00	39,419	4.50	326	0	39,745	20,166	59,911
23-4337-0001	Stores - Central Operations	0	0.00	0	0.00	1,472	0	1,472	40,500	41,972
23-4337-0006	Univ Stores-Freight	0	0.00	0	0.00	0	0	0	50,000	50,000
23-4337-0009	Univ Stores-Heatlth Care/Drug Testing	0	0.00	0	0.00	0	0	0	30,000	30,000
23-4340-0001	Environmental Health Safety	0	0.00	267,369	5.00	0	0	267,369	1,500	268,869
23-4342-0001	NCard Office	0	0.00	110,955	2.00	50,668	0	161,623	37,000	198,623
23-4342-0002	NCard Charge Service Fee	0	0.00	115,810	1.50	29,708	0	145,518	10,000	155,518
23-4342-0003	NCard Equipment	0	0.00	39,208	1.00	17,155	0	56,363	0	56,363
23-4346-0001	Passport Office	0	0.00	119,688	2.50	22,173	0	141,861	20,000	161,861
	TOTAL	**0**	**0.00**	**4,130,508**	**84.03**	**1,319,314**	**0**	**5,449,822**	**11,435,207**	**16,885,029**
	SUB PROGRAM TOTAL	**0**	**0**	**16,757,670**	**250**	**4,431,520**	**0**	**21,189,190**	**13,400,231**	**34,589,421**

SUBPROGRAM #/NAME: 44 General Expense

UNL-State General Fund-711 State & University Generated/Unrestricted

COST OBJECT		FACULTY Dollar	FACULTY FTE	NON FACULTY Dollar	NON FACULTY FTE	EMPLOYEE BENEFITS	PERSONAL SERVICE CREDITS	TOTAL PERSONAL SERVICES	TOTAL OPERATING EXPENSES	TOTAL
21-4406-0001	Institutional Equity and Compliance	0	0.00	674,833	8.00	171,198	0	846,031	81,275	927,306
21-4406-0002	ADA/Accommodation Resource Cnt	0	0.00	248,064	3.75	54,154	0	302,218	214,606	516,824
21-4408-0001	Public Relations-News & Info	0	0.00	1,797,937	24.89	524,376	0	2,322,313	133,061	2,455,374
21-4408-0004	Special Events	0	0.00	0	0.00	0	0	0	58,000	58,000
21-4408-0006	Pub Rel-Student Sponsored Events	0	0.00	0	0.00	0	0	0	10,000	10,000
21-4420-0001	Memberships And Dues	0	0.00	0	0.00	0	0	0	297,570	297,570
21-4421-0001	BONDS AND INSURANCE	0	0.00	0	0.00	0	0	0	3,037,526	3,037,526
21-4423-0001	Special Retirement Cost	0	0.00	81,618	0.00	0	0	81,618	0	81,618
21-4424-0001	Unemployment Compensation	0	0.00	0	0.00	85,000	0	85,000	0	85,000
21-4424-0002	Workers Compensation	0	0.00	0	0.00	836,833	0	836,833	0	836,833
21-4425-0001	Legal Counsel	0	0.00	0	0.00	0	0	0	38,510	38,510
21-4426-0001	Misc General Expense	0	0.00	0	0.00	0	0	0	408,438	408,438
21-4426-0004	Misc General Expense Employee Awards	0	0.00	0	0.00	0	0	0	38,384	38,384
21-4426-0015	Grad Asst Health Benefits	0	0.00	0	0.00	0	0	0	560,623	560,623
21-4428-0001	Fire & Ext Coverage Ins	0	0.00	0	0.00	0	0	0	862,052	862,052
	TOTAL	**0**	**0.00**	**2,802,452**	**36.64**	**1,671,561**	**0**	**4,474,013**	**5,740,045**	**10,214,058**

COST OBJECT LISTING BY SUB PROGRAM
2021-2022GENERAL OPERATING BUDGET
UNIVERSITY OF NEBRASKA - LINCOLN
Excluding IANR and NCTA

SUBPROGRAM #/NAME: 44 General Expense

UNL-State General Fund-711 Revolving/Designated

COST OBJECT		FACULTY Dollar	FACULTY FTE	NON FACULTY Dollar	NON FACULTY FTE	EMPLOYEE BENEFITS	PERSONAL SERVICE CREDITS	TOTAL PERSONAL SERVICES	TOTAL OPERATING EXPENSES	TOTAL
22-4408-0001	PR - Integrated Marketing Plan	0	0.00	127,665	2.00	91,497	0	219,162	124,000	343,162
22-4426-0001	Misc General Expense Inv Inc Fund 5511	0	0.00	0	0.00	0	0	0	3,627,374	3,627,374
22-4426-0008	Misc Exp-Law College/Athletic Support	0	0.00	98,376	0.50	20,341	0	118,717	0	118,717
	TOTAL	**0**	**0.00**	**226,041**	**2.50**	**111,838**	**0**	**337,879**	**3,751,374**	**4,089,253**
	SUB PROGRAM TOTAL	**0**	**0**	**3,028,493**	**39**	**1,783,399**	**0**	**4,811,892**	**9,491,419**	**14,303,311**

SUBPROGRAM #/NAME: 58 Innovation Campus

UNL-State General Fund-711 State & University Generated/Unrestricted

COST OBJECT		FACULTY Dollar	FACULTY FTE	NON FACULTY Dollar	NON FACULTY FTE	EMPLOYEE BENEFITS	PERSONAL SERVICE CREDITS	TOTAL PERSONAL SERVICES	TOTAL OPERATING EXPENSES	TOTAL
21-5801-0001	NIC Innovation Studio Position	0	0.00	62,406	1.00	47,230	0	109,636	0	109,636
	TOTAL	**0**	**0.00**	**62,406**	**1.00**	**47,230**	**0**	**109,636**	**0**	**109,636**

UNL-State General Fund-711 Revolving/Designated

COST OBJECT		FACULTY Dollar	FACULTY FTE	NON FACULTY Dollar	NON FACULTY FTE	EMPLOYEE BENEFITS	PERSONAL SERVICE CREDITS	TOTAL PERSONAL SERVICES	TOTAL OPERATING EXPENSES	TOTAL
22-5801-0001	Nebr Innovation Studio Membership Fees	0	0.00	45,675	1.00	22,407	0	68,082	0	68,082
	TOTAL	**0**	**0.00**	**45,675**	**1.00**	**22,407**	**0**	**68,082**	**0**	**68,082**
	SUB PROGRAM TOTAL	**0**	**0**	**108,081**	**2**	**69,637**	**0**	**177,718**	**0**	**177,718**

SUBPROGRAM #/NAME: 74 Agency Funds

UNL-Trust-Grant/Cont/Loan/End-718 Trust/Restricted

COST OBJECT		FACULTY Dollar	FACULTY FTE	NON FACULTY Dollar	NON FACULTY FTE	EMPLOYEE BENEFITS	PERSONAL SERVICE CREDITS	TOTAL PERSONAL SERVICES	TOTAL OPERATING EXPENSES	TOTAL
26-7407-0001001	Vision Maker Media	0	0.00	599,931	12.00	89,911	0	689,842	0	689,842
26-7407-0044001	WAPOR Ranae Reis	0	0.00	41,327	0.75	18,711	0	60,038	0	60,038
	TOTAL	**0**	**0.00**	**641,258**	**12.75**	**108,622**	**0**	**749,880**	**0**	**749,880**
	SUB PROGRAM TOTAL	**0**	**0**	**641,258**	**13**	**108,622**	**0**	**749,880**	**0**	**749,880**

SUBPROGRAM #/NAME: 75 Student Housing

UNL-Auxiliary-719 Auxiliaries & Services/Restricted

COST OBJECT		FACULTY Dollar	FACULTY FTE	NON FACULTY Dollar	NON FACULTY FTE	EMPLOYEE BENEFITS	PERSONAL SERVICE CREDITS	TOTAL PERSONAL SERVICES	TOTAL OPERATING EXPENSES	TOTAL
23-7501-0001	Central Housing	0	0.00	1,634,564	16.75	0	0	1,634,564	136,784	1,771,348
23-7501-0401	Central Housing-Facilities	0	0.00	987,397	17.60	275,938	0	1,263,335	0	1,263,335
23-7501-0501	Central Housing-Dining	0	0.00	605,810	9.00	186,897	0	792,707	0	792,707
23-7501-0701	Central Housing Res Life	0	0.00	732,108	11.00	253,313	0	985,421	0	985,421
23-7501-0711	Central Housing-Learning Communities	0	0.00	96,792	2.00	26,469	0	123,261	0	123,261
23-7501-0801	Central Housing-Administration	0	0.00	315,672	2.00	43,142	0	358,814	0	358,814
23-7501-0811	Central Housing-Conference Services	0	0.00	259,282	4.00	101,482	0	360,764	0	360,764
23-7501-0821	Central Housing-Information Services	0	0.00	550,221	8.00	172,184	0	722,405	0	722,405
23-7501-0831	Central Housing-Marketing	0	0.00	0	0.00	5	0	5	0	5
23-7501-0841	Central Housing-Operations & Support	0	0.00	175,691	3.00	62,184	0	237,875	0	237,875

COST OBJECT LISTING BY SUB PROGRAM
2021-2022GENERAL OPERATING BUDGET
UNIVERSITY OF NEBRASKA - LINCOLN
Excluding IANR and NCTA

SUBPROGRAM #/NAME: 75 Student Housing

UNL-Auxiliary-719 Auxiliaries & Services/Restricted

COST OBJECT		FACULTY Dollar	FACULTY FTE	NON FACULTY Dollar	NON FACULTY FTE	EMPLOYEE BENEFITS	PERSONAL SERVICE CREDITS	TOTAL PERSONAL SERVICES	TOTAL OPERATING EXPENSES	TOTAL
23-7501-0911	Central Housing-Contracts/Student Accnts	0	0.00	326,144	8.00	162,361	0	488,505	0	488,505
23-7505-2000	Courtyards	0	0.00	117,453	4.75	0	0	117,453	694,383	811,836
23-7505-2400	Courtyards-Facilities	0	0.00	168,785	4.45	46,301	0	215,086	0	215,086
23-7505-2700	Courtyards-Res Life	0	0.00	39,057	1.00	18,378	0	57,435	0	57,435
23-7507-1000	Selleck	0	0.00	635,044	25.08	0	0	635,044	2,898,117	3,533,161
23-7507-1400	Selleck Facilities	0	0.00	543,814	15.50	231,020	0	774,834	0	774,834
23-7507-1500	Selleck Dining	0	0.00	1,686,920	51.41	688,134	0	2,375,054	0	2,375,054
23-7507-1600	Selleck Retail	0	0.00	8,852	0.25	6,476	0	15,328	0	15,328
23-7507-1700	Selleck Res Life	0	0.00	141,782	3.40	21,005	0	162,787	0	162,787
23-7511-1000	Abel Sandoz	0	0.00	815,305	32.25	0	0	815,305	3,918,638	4,733,943
23-7511-1400	Abel Sandoz Facilities	0	0.00	822,165	24.05	331,099	0	1,153,264	0	1,153,264
23-7511-1500	Abel Sandoz Dining	0	0.00	1,315,000	39.83	482,944	0	1,797,944	0	1,797,944
23-7511-1600	Abel Sandoz Retail	0	0.00	41,760	1.25	23,666	0	65,426	0	65,426
23-7511-1700	Abel Sandoz Residence Life	0	0.00	147,702	3.60	68,130	0	215,832	0	215,832
23-7513-1000	Harper Shramm Smith Halls	0	0.00	751,014	29.60	0	0	751,014	3,824,832	4,575,846
23-7513-1400	Harper Shramm Smith-Facilities	0	0.00	684,144	19.60	330,314	0	1,014,458	0	1,014,458
23-7513-1500	Harper Shramm Smith-Dining	0	0.00	1,322,592	40.50	605,320	0	1,927,912	0	1,927,912
23-7513-1700	Harper Shramm Smith-Res Life	0	0.00	162,440	4.00	55,836	0	218,276	0	218,276
23-7513-2000	Village	0	0.00	153,566	6.00	0	0	153,566	1,298,781	1,452,347
23-7513-2400	Village-Facilities	0	0.00	225,491	5.90	101,552	0	327,043	0	327,043
23-7513-2600	Village-Retail	0	0.00	42,638	1.25	18,300	0	60,938	0	60,938
23-7513-2700	Village-Res Life	0	0.00	43,799	1.00	14,577	0	58,376	0	58,376
23-7515-1000	Love Coop Hall	0	0.00	3,178	0.15	0	0	3,178	69,759	72,937
23-7515-1400	Love Coop-Facilities	0	0.00	22,094	0.45	9,190	0	31,284	0	31,284
23-7517-1000	Husker Hall	0	0.00	31,437	1.25	0	0	31,437	99,471	130,908
23-7517-1400	Husker Hall-Facilities	0	0.00	27,320	0.55	10,936	0	38,256	0	38,256
23-7519-1002	U Street Apartments	0	0.00	0	0.00	0	0	0	73,335	73,335
23-7519-1003	Vine Street Apartments	0	0.00	0	0.00	0	0	0	159,409	159,409
23-7519-1402	U Street Apartments-Facilities	0	0.00	46,696	1.05	17,574	0	64,270	0	64,270
23-7519-1403	Vine Street Apts-Facilities	0	0.00	69,562	1.70	24,707	0	94,269	0	94,269
23-7521-1000	Colonial Terrace	0	0.00	0	0.00	0	0	0	98,511	98,511
23-7521-1400	Colonial Terrace-Facilities	0	0.00	42,433	0.90	20,585	0	63,018	0	63,018
23-7525-1000	Kauffman Residential Center	0	0.00	37,363	1.50	0	0	37,363	384,469	421,832
23-7525-1400	Kauffman Residential Cnt-Facilities	0	0.00	102,036	2.65	37,376	0	139,412	0	139,412
23-7525-1700	Kauffman Residential Cnt-Res Life	0	0.00	36,000	1.00	3,195	0	39,195	0	39,195
23-7527-1000	Knoll Res Center	0	0.00	750,889	29.68	0	0	750,889	3,610,511	4,361,400
23-7527-1400	Knoll Res Center-Facilities	0	0.00	930,182	29.88	344,077	0	1,274,259	0	1,274,259
23-7527-1500	Knoll Res Cnt-Willa Cather Dining	0	0.00	1,513,619	47.00	647,231	0	2,160,850	0	2,160,850
23-7527-1600	Knoll Res Center-Retail	0	0.00	40,504	1.25	61,862	0	102,366	0	102,366
23-7527-1700	Knoll Res Center-Res Life	0	0.00	154,927	4.00	43,740	0	198,667	0	198,667
23-7529-1000	Massengale Res Cnt	0	0.00	366,601	13.90	0	0	366,601	955,483	1,322,084
23-7529-1400	Massengale Res Cnt-Facilities	0	0.00	383,528	10.40	114,385	0	497,913	0	497,913
23-7529-1500	Massengale Res Cnt-Dining	0	0.00	880,635	26.00	333,582	0	1,214,217	0	1,214,217
23-7529-1600	Massengale Res Cnt-Retail	0	0.00	34,518	1.00	4,376	0	38,894	0	38,894
23-7529-1700	Massengale Res Cnt-Res Life	0	0.00	98,927	2.50	16,657	0	115,584	0	115,584
	TOTAL	**0**	**0.00**	**21,125,453**	**572.83**	**6,016,500**	**0**	**27,141,953**	**18,222,483**	**45,364,436**
	SUB PROGRAM TOTAL	**0**	**0**	**21,125,453**	**573**	**6,016,500**	**0**	**27,141,953**	**18,222,483**	**45,364,436**

SUBPROGRAM #/NAME: 77 Intercollegiate Athletics

COST OBJECT LISTING BY SUB PROGRAM
2021-2022GENERAL OPERATING BUDGET
UNIVERSITY OF NEBRASKA - LINCOLN
Excluding IANR and NCTA

SUBPROGRAM #/NAME: 77 Intercollegiate Athletics

UNL-Auxiliary-719 Auxiliaries & Services/Restricted

COST OBJECT		FACULTY Dollar	FACULTY FTE	NON FACULTY Dollar	NON FACULTY FTE	EMPLOYEE BENEFITS	PERSONAL SERVICE CREDITS	TOTAL PERSONAL SERVICES	TOTAL OPERATING EXPENSES	TOTAL
23-7701-0006	Ath-NCAA/Big Ten Student Support Pgms	0	0.00	0	0.00	0	0	0	550,000	550,000
23-7701-0009	NE Athl Performance Lab (NAPL)	30,196	0.50	480,829	6.10	109,768	0	620,793	236,882	857,675
23-7701-1100	Business Office	0	0.00	907,973	10.00	254,596	0	1,162,569	81,370	1,243,939
23-7701-1101	Administration	0	0.00	2,379,571	6.30	320,139	0	2,699,710	11,356,905	14,056,615
23-7701-1103	Communications	0	0.00	664,084	10.75	168,517	0	832,601	238,730	1,071,331
23-7701-1104	Athl FAC Capital Proj & Constr	0	0.00	389,605	5.00	91,947	0	481,552	156,969	638,521
23-7701-1105	Concessions	0	0.00	401,558	2.00	43,113	0	444,671	2,236,796	2,681,467
23-7701-1106	Huskers Athletic Fund	0	0.00	1,109,371	15.00	170,208	0	1,279,579	1,461,342	2,740,921
23-7701-1110	Athletic Medicine	97,846	1.28	1,534,905	15.37	429,235	0	2,061,986	2,074,110	4,136,096
23-7701-1111	Athl-Lewis Training Table	0	0.00	709,745	16.35	122,732	0	832,477	1,580,599	2,413,076
23-7701-1112	Performance Nutrition	0	0.00	799,434	4.00	166,326	0	965,760	914,153	1,879,913
23-7701-1114	Events	0	0.00	634,078	15.80	219,998	0	854,076	525,358	1,379,434
23-7701-1115	Administration Reserve	0	0.00	2,794,056	0.00	1,335	0	2,795,391	12,735,210	15,530,601
23-7701-1117	Equipment	0	0.00	471,702	5.00	87,448	0	559,150	87,000	646,150
23-7701-1118	Huskervision	0	0.00	645,926	6.15	126,662	0	772,588	761,464	1,534,052
23-7701-1119	Computing Services	0	0.00	385,823	6.00	83,901	0	469,724	907,503	1,377,227
23-7701-1120	Digital Media	0	0.00	370,458	8.00	75,314	0	445,772	278,682	724,454
23-7701-1121	Sport Psychology	0	0.00	458,780	4.60	111,755	0	570,535	199,790	770,325
23-7701-1122	Huskers Athletic Partners	0	0.00	715,368	6.00	38,547	0	753,915	2,784,373	3,538,288
23-7701-1123	Huskers Radio Network	0	0.00	407,568	2.00	5,596	0	413,164	306,000	719,164
23-7701-1200	Bowl	0	0.00	0	0.00	0	0	0	2,750,000	2,750,000
23-7701-1201	Football	0	0.00	12,709,137	34.00	1,349,263	0	14,058,400	15,076,514	29,134,914
23-7701-1202	Basketball, Men's	0	0.00	5,689,113	10.00	413,024	0	6,102,137	5,027,272	11,129,409
23-7701-1203	Track	0	0.00	858,745	8.00	230,889	0	1,089,634	3,062,164	4,151,798
23-7701-1204	Baseball	0	0.00	883,073	6.00	175,710	0	1,058,783	1,587,767	2,646,550
23-7701-1205	Wrestling	0	0.00	454,941	3.50	123,974	0	578,915	899,800	1,478,715
23-7701-1206	Swimming	0	0.00	283,859	3.20	87,291	0	371,150	1,011,443	1,382,593
23-7701-1207	Gymnastics, Men's	0	0.00	225,862	3.40	86,298	0	312,160	552,728	864,888
23-7701-1208	Tennis, Men's	0	0.00	204,627	2.20	61,599	0	266,226	465,202	731,428
23-7701-1209	Golf, Men's	0	0.00	171,665	2.15	49,308	0	220,973	473,188	694,161
23-7701-1210	Performance	0	0.00	1,585,349	16.25	396,864	0	1,982,213	135,617	2,117,830
23-7701-1402	Basketball, Women's	0	0.00	1,368,065	8.00	226,681	0	1,594,746	2,677,520	4,272,266
23-7701-1404	Softball	0	0.00	610,823	5.40	122,805	0	733,628	1,093,639	1,827,267
23-7701-1405	Volleyball	0	0.00	1,137,616	5.00	173,656	0	1,311,272	1,572,038	2,883,310
23-7701-1407	Gymnastics, Women's	0	0.00	353,113	3.40	89,515	0	442,628	1,018,794	1,461,422
23-7701-1408	Tennis, Women's	0	0.00	176,600	2.20	57,806	0	234,406	565,886	800,292
23-7701-1409	Golf, Women's	0	0.00	184,242	2.15	62,665	0	246,907	477,599	724,506
23-7701-1410	Ticketing and Engagement	0	0.00	466,375	8.00	148,533	0	614,908	952,195	1,567,103
23-7701-1411	Academics	0	0.00	1,058,405	12.00	303,832	0	1,362,237	465,637	1,827,874
23-7701-1412	Compliance	0	0.00	554,899	7.00	191,396	0	746,295	94,553	840,848
23-7701-1413	Bowling	0	0.00	139,042	2.10	46,396	0	185,438	450,856	636,294
23-7701-1414	Rifle	0	0.00	113,770	2.10	16,050	0	129,820	324,784	454,604
23-7701-1415	Life Skills	0	0.00	497,236	6.00	106,362	0	603,598	369,825	973,423
23-7701-1501	Soccer	0	0.00	359,472	3.75	101,302	0	460,774	1,258,042	1,718,816
23-7701-1502	Sports Center	0	0.00	712,577	16.00	245,340	0	957,917	1,465,678	2,423,595
23-7701-1503	Haymarket Park	0	0.00	7,494	0.20	414	0	7,908	693,180	701,088
23-7701-1504	Memorial Stadium	0	0.00	587,760	9.00	175,609	0	763,369	4,262,689	5,026,058
23-7701-1505	Soccer/Tennis Facility	0	0.00	134,242	3.00	58,783	0	193,025	205,055	398,080
23-7701-1510	Marketing	0	0.00	560,600	6.00	159,454	0	720,054	1,365,616	2,085,670
23-7701-1511	Spirit Squad	0	0.00	95,746	2.00	23,916	0	119,662	200,093	319,755
23-7701-1512	Hosted Events	0	0.00	0	0.00	0	0	0	141,800	141,800

COST OBJECT LISTING BY SUB PROGRAM
2021-2022GENERAL OPERATING BUDGET
UNIVERSITY OF NEBRASKA - LINCOLN
Excluding IANR and NCTA

SUBPROGRAM #/NAME: 77 Intercollegiate Athletics

UNL-Auxiliary-719 Auxiliaries & Services/Restricted

COST OBJECT		FACULTY Dollar	FACULTY FTE	NON FACULTY Dollar	NON FACULTY FTE	EMPLOYEE BENEFITS	PERSONAL SERVICE CREDITS	TOTAL PERSONAL SERVICES	TOTAL OPERATING EXPENSES	TOTAL
23-7701-1514	Post Season Hosted Events	0	0.00	0	0.00	0	0	0	174,500	174,500
	TOTAL	**128,042**	**1.78**	**48,445,282**	**336.42**	**7,911,872**	**0**	**56,485,196**	**90,344,910**	**146,830,106**
	SUB PROGRAM TOTAL	**128,042**	**2**	**48,445,282**	**336**	**7,911,872**	**0**	**56,485,196**	**90,344,910**	**146,830,106**

SUBPROGRAM #/NAME: 79 Other Auxiliary Enterprises

UNL-State General Fund-711 State & University Generated/Unrestricted

COST OBJECT		FACULTY Dollar	FACULTY FTE	NON FACULTY Dollar	NON FACULTY FTE	EMPLOYEE BENEFITS	PERSONAL SERVICE CREDITS	TOTAL PERSONAL SERVICES	TOTAL OPERATING EXPENSES	TOTAL
21-7920-0001	Lied UNL Program Support	0	0.00	0	0.00	0	0	0	25,000	25,000
	TOTAL	**0**	**0.00**	**0**	**0.00**	**0**	**0**	**0**	**25,000**	**25,000**

UNL-Auxiliary-719 Auxiliaries & Services/Restricted

COST OBJECT		FACULTY Dollar	FACULTY FTE	NON FACULTY Dollar	NON FACULTY FTE	EMPLOYEE BENEFITS	PERSONAL SERVICE CREDITS	TOTAL PERSONAL SERVICES	TOTAL OPERATING EXPENSES	TOTAL
23-7920-0001	Lied Center - Administration	0	0.00	319,854	4.80	100,438	0	420,292	127,000	547,292
23-7920-0004	Lied -Marketing/Audience Dev	0	0.00	230,834	4.50	87,404	0	318,238	900	319,138
23-7920-0005	Lied Center Fundraising/Development	0	0.00	164,492	3.00	52,774	0	217,266	17,300	234,566
23-7920-0007	Lied Center Performances	0	0.00	0	0.00	0	0	0	1,205,537	1,205,537
23-7920-0008	Lied Center Technical/Production	0	0.00	280,984	5.75	97,829	0	378,813	109,500	488,313
23-7920-0010	LIED-Educational & Creative Initiatives	0	0.00	44,526	0.50	13,905	0	58,431	7,850	66,281
23-7920-0014	Lied-Custodial Srv	0	0.00	277,733	6.50	68,691	0	346,424	0	346,424
23-7920-1001	Lied Center Ticket Office	0	0.00	174,224	7.00	41,586	0	215,810	39,000	254,810
23-7920-1002	Lied Center Adventure	0	0.00	105,070	2.38	39,413	0	144,483	164,300	308,783
23-7920-1025	Lied Center Front of House	0	0.00	187,761	3.00	54,017	0	241,778	6,500	248,278
23-7920-1026	Lied Center Information Services	0	0.00	133,793	2.00	54,953	0	188,746	40,000	228,746
23-7920-1027	Lied Center Rentals	0	0.00	50,819	1.00	19,327	0	70,146	0	70,146
	TOTAL	**0**	**0.00**	**1,970,090**	**40.43**	**630,337**	**0**	**2,600,427**	**1,717,887**	**4,318,314**
	SUB PROGRAM TOTAL	**0**	**0**	**1,970,090**	**40**	**630,337**	**0**	**2,600,427**	**1,742,887**	**4,343,314**

SUBPROGRAM #/NAME: 98 Company Balance Sheets

UNL-Federal Letter of Credit-716 Federal/Restricted

COST OBJECT		FACULTY Dollar	FACULTY FTE	NON FACULTY Dollar	NON FACULTY FTE	EMPLOYEE BENEFITS	PERSONAL SERVICE CREDITS	TOTAL PERSONAL SERVICES	TOTAL OPERATING EXPENSES	TOTAL
24-9839-0010	Instruction-Anticipated Activity	0	0.00	0	0.00	0	0	0	1,874,507	1,874,507
24-9839-0020	Research-Anticipated Activity	0	0.00	0	0.00	0	0	0	11,578,641	11,578,641
24-9839-0030	Public Service-Anticipated Activity	0	0.00	0	0.00	0	0	0	554,018	554,018
24-9839-0040	Academic Support-Anticipated Activity	0	0.00	0	0.00	0	0	0	193,077	193,077
24-9839-0050	Student Services-Anticipated Activity	0	0.00	0	0.00	0	0	0	1,064,443	1,064,443
24-9839-0080	Student Financial Support-Anticipated Ac	0	0.00	0	0.00	0	0	0	118,600,405	118,600,405
24-9839-7410	Agency-Anticipated Activity	0	0.00	0	0.00	0	0	0	9,077,384	9,077,384
	TOTAL	**0**	**0.00**	**0**	**0.00**	**0**	**0**	**0**	**142,942,475**	**142,942,475**

UNL-Federal Advance-717 Federal/Restricted

COST OBJECT		FACULTY Dollar	FACULTY FTE	NON FACULTY Dollar	NON FACULTY FTE	EMPLOYEE BENEFITS	PERSONAL SERVICE CREDITS	TOTAL PERSONAL SERVICES	TOTAL OPERATING EXPENSES	TOTAL

COST OBJECT LISTING BY SUB PROGRAM
2021-2022GENERAL OPERATING BUDGET
UNIVERSITY OF NEBRASKA - LINCOLN
Excluding IANR and NCTA

SUBPROGRAM #/NAME: 98 Company Balance Sheets

UNL-Federal Advance-717 Federal/Restricted

COST OBJECT		FACULTY Dollar	FACULTY FTE	NON FACULTY Dollar	NON FACULTY FTE	EMPLOYEE BENEFITS	PERSONAL SERVICE CREDITS	TOTAL PERSONAL SERVICES	TOTAL OPERATING EXPENSES	TOTAL
25-9839-0010	Instruction-Anticipated Activity	0	0.00	0	0.00	0	0	0	872,202	872,202
25-9839-0020	Research-Anticipated Activity	0	0.00	0	0.00	0	0	0	38,429,434	38,429,434
25-9839-0030	Public Service-Anticipated Activity	0	0.00	0	0.00	0	0	0	964,471	964,471
25-9839-0040	Academic Support-Anticipated Activity	0	0.00	0	0.00	0	0	0	1,589,133	1,589,133
25-9839-0050	Student Services-Anticipated Activity	0	0.00	0	0.00	0	0	0	328,201	328,201
25-9839-0080	Student Financial Support-Anticipated Ac	0	0.00	0	0.00	0	0	0	166,489	166,489
25-9839-7410	Agency-Anticipated Activity	0	0.00	0	0.00	0	0	0	174,495	174,495
	TOTAL	**0**	**0.00**	**0**	**0.00**	**0**	**0**	**0**	**42,524,425**	**42,524,425**

UNL-Trust-Grant/Cont/Loan/End-718 Trust/Restricted

COST OBJECT		FACULTY Dollar	FACULTY FTE	NON FACULTY Dollar	NON FACULTY FTE	EMPLOYEE BENEFITS	PERSONAL SERVICE CREDITS	TOTAL PERSONAL SERVICES	TOTAL OPERATING EXPENSES	TOTAL
26-9839-0010	Instruction-Anticipated Activity	0	0.00	0	0.00	0	0	0	4,926,588	4,926,588
26-9839-0020	Research-Anticipated Activity	0	0.00	0	0.00	0	0	0	27,379,610	27,379,610
26-9839-0030	Public Service-Anticipated Activity	0	0.00	0	0.00	0	0	0	7,233,215	7,233,215
26-9839-0040	Academic Support-Anticipated Activity	0	0.00	0	0.00	0	0	0	1,089,091	1,089,091
26-9839-0050	Student Services-Anticipated Activity	0	0.00	0	0.00	0	0	0	33,643	33,643
26-9839-0080	Student Financial Support-Anticipated Ac	0	0.00	0	0.00	0	0	0	333,224	333,224
26-9839-7410	Agency-Anticipated Activity	0	0.00	0	0.00	0	0	0	17,159,117	17,159,117
27-9839-0010	Instruction-Anticipated Activity	0	0.00	0	0.00	0	0	0	6,610,871	6,610,871
27-9839-0020	Research-Anticipated Activity	0	0.00	0	0.00	0	0	0	1,154,018	1,154,018
27-9839-0030	Public Service-Anticipated Activity	0	0.00	0	0.00	0	0	0	5,367,357	5,367,357
27-9839-0040	Academic Support-Anticipated Activity	0	0.00	0	0.00	0	0	0	2,103,188	2,103,188
27-9839-0050	Student Services-Anticipated Activity	0	0.00	0	0.00	0	0	0	80,951	80,951
27-9839-0060	Institutional Admin-Anticipated Activity	0	0.00	0	0.00	0	0	0	19,029	19,029
27-9839-0080	Student Financial Support-Anticipated Ac	0	0.00	0	0.00	0	0	0	25,648,392	25,648,392
	TOTAL	**0**	**0.00**	**0**	**0.00**	**0**	**0**	**0**	**99,138,294**	**99,138,294**

UNL-Auxiliary-719 Auxiliaries & Services/Restricted

COST OBJECT		FACULTY Dollar	FACULTY FTE	NON FACULTY Dollar	NON FACULTY FTE	EMPLOYEE BENEFITS	PERSONAL SERVICE CREDITS	TOTAL PERSONAL SERVICES	TOTAL OPERATING EXPENSES	TOTAL
23-9813-1009	Accts Rec Alumni Association	0	0.00	1,229,367	19.80	356,454	0	1,585,821	0	1,585,821
23-9813-1010	Accts Rec Daily Nebraskan	0	0.00	144,638	2.00	66,910	0	211,548	0	211,548
23-9813-1039	A/R-NUtech Ventures	0	0.00	1,090,186	11.20	335,423	0	1,425,609	0	1,425,609
23-9813-1150	A/R-NICDC -Innov Campus	0	0.00	339,153	3.00	101,034	0	440,187	0	440,187
23-9813-1155	A/R-Alumni Assoc-Venue/Facility	0	0.00	258,475	7.00	96,861	0	355,336	0	355,336
23-9813-3015	SOFS ASUN	0	0.00	367,383	6.55	128,103	0	495,486	0	495,486
23-9839-0020	Budget Adjustment Anticipat Activity Inc	0	0.00	0	0.00	0	0	0	58,547,261	58,547,261
23-9839-1020	Revolving Budget Adjustment	0	0.00	0	0.00	0	0	0	17,000,000	17,000,000
	TOTAL	**0**	**0.00**	**3,429,202**	**49.55**	**1,084,785**	**0**	**4,513,987**	**75,547,261**	**80,061,248**
	SUB PROGRAM TOTAL	**0**	**0**	**3,429,202**	**50**	**1,084,785**	**0**	**4,513,987**	**360,152,455**	**364,666,442**

COST OBJECT LISTING BY SUB PROGRAM
2021-2022GENERAL OPERATING BUDGET
UNIVERSITY OF NEBRASKA - LINCOLN
INSTITUTE OF AGRICULTURE AND NATURAL RESOURCES

SUBPROGRAM #/NAME: 61 College of Ag Sciences and Natural Resources

IANR-State General Fund-715 State & University Generated/Unrestricted

COST OBJECT		FACULTY Dollar	FACULTY FTE	NON FACULTY Dollar	NON FACULTY FTE	EMPLOYEE BENEFITS	PERSONAL SERVICE CREDITS	TOTAL PERSONAL SERVICES	TOTAL OPERATING EXPENSES	TOTAL
21-6102-0001	CASNR Dean-Operating	127,480	1.80	901,433	12.27	298,384	0	1,327,297	157,013	1,484,310
21-6102-0002	CASNR Dean-Recruitment	0	0.00	64,665	1.00	18,754	0	83,419	25,000	108,419
21-6102-0003	CASNR-Dean Retention	0	0.00	45,449	1.00	13,181	0	58,630	20,000	78,630
21-6102-0004	CASNR-Dean Placement	0	0.00	65,725	1.25	19,060	0	84,785	10,000	94,785
21-6102-0005	CASNR-Engler Agribusiness Entrep Pgm	0	0.00	191,473	1.00	55,526	0	246,999	0	246,999
21-6102-0007	CASNR-Forensic Science	170,579	1.75	71,231	1.00	70,125	0	311,935	0	311,935
21-6102-0010	CASNR - ITS Support	0	0.00	0	0.00	0	0	0	300,000	300,000
21-6103-0001	CASNR-Special	0	0.00	17,580	0.50	5,098	0	22,678	514	23,192
21-6103-0002	CASNR-Instruction Improvement	0	0.00	7,327	1.72	2,125	0	9,452	7,638	17,090
21-6103-5700	CASNR Distance Ed	0	0.00	0	0.00	0	0	0	1,800,002	1,800,002
21-6111-0002	DWFI-WC Teaching	0	0.00	0	0.00	0	0	0	363	363
21-6120-0001	ALEC-Education Operating	584,299	6.52	233,326	4.23	237,111	0	1,054,736	51,121	1,105,857
21-6121-0001	Biological Systems Engineering	693,851	6.38	155,326	3.60	246,263	0	1,095,440	17,479	1,112,919
21-6121-5200	WRRI POE-BSE Teaching	36,546	0.40	0	0.00	10,599	0	47,145	0	47,145
21-6121-5802	BSE Prof Fee	5,239	0.00	0	0.00	1,519	0	6,758	0	6,758
21-6122-0001	Agronomy -Horticulture Teaching	1,581,439	14.31	240,101	5.24	528,249	0	2,349,789	10,152	2,359,941
21-6124-0001	Agricultural Economics Teaching	883,308	6.62	198,408	2.70	313,700	0	1,395,416	19,362	1,414,778
21-6125-0001	Statistics	578,776	5.40	182,166	2.50	220,673	0	981,615	10,101	991,716
21-6126-0001	Animal Science	1,043,417	9.62	414,890	8.99	422,908	0	1,881,215	33,675	1,914,890
21-6128-0001	Entomology	375,189	3.30	111,493	1.56	141,138	0	627,820	6,814	634,634
21-6128-5200	POE-Entomology NU Teach	60,068	0.63	9,157	0.42	20,075	0	89,300	0	89,300
21-6130-0001	Biochemistry	630,418	6.45	114,450	2.26	216,012	0	960,880	11,341	972,221
21-6130-5200	POE-Biochem Teaching	12,612	0.06	24,528	0.10	10,771	0	47,911	0	47,911
21-6131-0001	Food Science & Technology	473,605	4.20	80,797	0.70	160,778	0	715,180	12,229	727,409
21-6131-0002	Food Sci & Tech-FPC Teaching	15,274	0.15	0	0.00	4,429	0	19,703	0	19,703
21-6131-0010	NWAFU Teaching (3+1 China)	446,543	5.10	0	0.00	129,498	0	576,041	0	576,041
21-6135-0001	Plant Pathology	213,011	2.32	60,372	0.39	79,281	0	352,664	1,397	354,061
21-6136-0001	NHS-Hospitality/Restrt/Tourism Mgm Tch	0	0.00	18,456	0.50	5,352	0	23,808	0	23,808
21-6138-0001	SNR Teaching	1,340,874	11.71	279,480	3.87	469,902	0	2,090,256	21,676	2,111,932
21-6138-0005	Salaries SVY TCH	45,241	0.50	36,147	0.43	23,602	0	104,990	0	104,990
21-6138-0007	SNRS-Higley Teaching	45,760	0.30	0	0.00	13,271	0	59,031	0	59,031
21-6139-0001	SVMBS Teaching Parent	254,421	1.65	102,166	1.83	103,411	0	459,998	13,374	473,372
21-6139-0002	GPVEC Teaching Parent	72,344	0.70	284,547	4.21	103,498	0	460,389	49,683	510,072
21-6160-0001	Veterinary Medicine	968,271	9.30	255,439	6.45	354,877	0	1,578,587	84,896	1,663,483
21-6160-0002	VMED-ISU Contract Costs	0	0.00	0	0.00	0	0	0	1,370,000	1,370,000
21-6161-0001	Center for Grassland Studies	0	0.00	34,320	0.28	9,956	0	44,276	11,967	56,243
21-6161-0002	Center for Grassland Studies-PGA Prog	162,677	1.75	118,961	1.25	81,675	0	363,313	45,500	408,813
21-6162-0001	Plant Science-Teaching	0	0.00	0	0.00	0	0	0	9,000	9,000
21-6162-5200	POE - PSI Teaching	20,844	0.20	0	0.00	6,045	0	26,889	0	26,889
21-6168-0001	Plnt Hlth-Teaching	0	0.00	18,932	0.10	5,490	0	24,422	0	24,422
21-6171-5200	Food for Health-POE Teaching	90,801	0.79	0	0.00	26,332	0	117,133	0	117,133
	TOTAL	**10,932,887**	**101.91**	**4,338,345**	**71.35**	**4,428,668**	**0**	**19,699,900**	**4,100,297**	**23,800,197**

IANR-State General Fund-715 Revolving/Designated

COST OBJECT		FACULTY Dollar	FACULTY FTE	NON FACULTY Dollar	NON FACULTY FTE	EMPLOYEE BENEFITS	PERSONAL SERVICE CREDITS	TOTAL PERSONAL SERVICES	TOTAL OPERATING EXPENSES	TOTAL
22-6102-0001	CASNR Dean-Gen Activities	0	0.00	0	0.00	0	0	0	10,000	10,000
22-6102-0004	CASNR Dean-Placement	0	0.00	0	0.00	0	0	0	5,000	5,000
22-6103-0001	CASNR-Student Tech Fee	0	0.00	14,240	0.37	4,371	0	18,611	73,147	91,758
22-6103-0002	CASNR-Ag Sci Lab Fees	0	0.00	0	0.00	0	0	0	2,000	2,000

COST OBJECT LISTING BY SUB PROGRAM

2021-2022GENERAL OPERATING BUDGET

UNIVERSITY OF NEBRASKA - LINCOLN

INSTITUTE OF AGRICULTURE AND NATURAL RESOURCES

SUBPROGRAM #/NAME: 61 College of Ag Sciences and Natural Resources

IANR-State General Fund-715 Revolving/Designated

COST OBJECT		FACULTY Dollar	FACULTY FTE	NON FACULTY Dollar	NON FACULTY FTE	EMPLOYEE BENEFITS	PERSONAL SERVICE CREDITS	TOTAL PERSONAL SERVICES	TOTAL OPERATING EXPENSES	TOTAL
22-6103-0003	CASNR Ext Ed Credit	0	0.00	0	0.00	0	0	0	96,902	96,902
22-6103-0004	CASNR GPIdea Distance Ed	0	0.00	0	0.00	0	0	0	5,000	5,000
22-6103-0005	CASNR Ext Ed Non-credit	0	0.00	0	0.00	0	0	0	121,390	121,390
22-6120-0001	ALEC-General Activities	189,736	2.49	47,227	1.00	72,747	0	309,710	18,249	327,959
22-6121-0001	BSE Tech Fees	84,155	1.44	52,323	1.17	41,900	0	178,378	66,327	244,705
22-6121-0002	Biological System Engineering-Lab Fees	0	0.00	0	0.00	0	0	0	2,500	2,500
22-6121-0003	BSE Eisenhauer Tch Revolving	0	0.00	0	0.00	0	0	0	1,250	1,250
22-6121-0005	BSE Subbiah Tch Revolving	0	0.00	0	0.00	0	0	0	100	100
22-6121-0007	BSE Meyer Tch Revolving	0	0.00	0	0.00	0	0	0	300	300
22-6121-0008	BSE Schinstock Tch Revolving	0	0.00	0	0.00	0	0	0	300	300
22-6121-0009	BSE Kocher Teachg Revolving	0	0.00	0	0.00	0	0	0	300	300
22-6121-0011	BSE Prof Fees	0	0.00	63,553	1.00	19,511	0	83,064	287	83,351
22-6122-0001	Agron - Hort Admin	0	0.00	0	0.00	0	0	0	47,522	47,522
22-6122-0003	Dist Ed-Revolving	0	0.00	1,538	0.00	472	0	2,010	16,000	18,010
22-6122-0300	Hort-AgIDEA Certif Pgm	0	0.00	0	0.00	0	0	0	3,500	3,500
22-6122-3333	Agr/Hort Non-Budgeted Positions	131,492	1.87	56,053	1.50	57,577	0	245,122	46,227	291,349
22-6124-0001	AgEcon Teaching Rev-Administration	126,090	1.00	0	0.00	38,710	0	164,800	4,000	168,800
22-6124-0002	AgEcon TchRev Great Plains IDEA	70,721	1.00	0	0.00	21,712	0	92,433	500	92,933
22-6124-0005	AgEcon Teaching Rev-Azzam	0	0.00	0	0.00	0	0	0	5,000	5,000
22-6124-0006	AgEcon Teaching Rev-Baker	0	0.00	0	0.00	0	0	0	100	100
22-6124-0016	AgEcon Teaching Rev-Hanson	0	0.00	0	0.00	0	0	0	8,000	8,000
22-6124-0018	AgEcon Teaching Rev-IAMA	0	0.00	0	0.00	0	0	0	200	200
22-6124-0019	AgEcon Teaching Rev-Johnson	0	0.00	0	0.00	0	0	0	16,000	16,000
22-6124-0027	AgEcon Teaching Rev-Perrin	0	0.00	0	0.00	0	0	0	300	300
22-6124-0030	AgEcon Teaching Rev-Royer	0	0.00	0	0.00	0	0	0	1,000	1,000
22-6124-0042	AgEcon Teaching Rev-AgriBus/MBA Pgm	0	0.00	0	0.00	0	0	0	2,000	2,000
22-6124-0101	AgEcon Teaching Rev-AgriBusiness	0	0.00	0	0.00	0	0	0	100	100
22-6125-0001	Statistics- Lab Fees	0	0.00	0	0.00	0	0	0	1,500	1,500
22-6125-3333	STAT Non-Budgeted Positions (Teaching)	65,325	0.50	0	0.00	20,054	0	85,379	0	85,379
22-6126-0001	Animal Science Teaching Activities	0	0.00	0	0.00	0	0	0	1,000	1,000
22-6126-0002	Animal Science Laboratory Fees	0	0.00	0	0.00	0	0	0	17,000	17,000
22-6126-0004	ANSC Rodeo Team	0	0.00	0	0.00	0	0	0	150	150
22-6128-0001	Entomology-Distance Ed Revolving	0	0.00	0	0.00	0	0	0	43,792	43,792
22-6128-0002	Ento Teach Rev Lab Fees	0	0.00	0	0.00	0	0	0	5,000	5,000
22-6131-0001	Food Science & Tech-Workshops	0	0.00	32,510	0.66	9,981	0	42,491	2,874	45,365
22-6131-0003	Food Sci & Tech-Recruitment	0	0.00	0	0.00	0	0	0	7,500	7,500
22-6131-0005	FST-Great Plains Init Dist Ed Alliance	0	0.00	0	0.00	0	0	0	1,500	1,500
22-6131-0008	FST Extended Educ-Hutkins	0	0.00	0	0.00	0	0	0	500	500
22-6131-0010	NWAFU Teaching (3+1 China)	0	0.00	25,094	0.50	7,703	0	32,797	0	32,797
22-6131-3333	FST-Non-Budgeted Positions (TCH)	69,351	0.90	103,071	2.00	52,933	0	225,355	0	225,355
22-6135-0001	Extd Ed Train Support Course Dev	0	0.00	513	0.00	158	0	671	1,250	1,921
22-6135-0002	P Path Dist Ed-Yuen	0	0.00	1,500	0.00	462	0	1,962	0	1,962
22-6138-0001	Nat Res Sci Teaching Lab Fees	0	0.00	0	0.00	0	0	0	25,000	25,000
22-6138-0007	SNR-Student Tech Fees	0	0.00	0	0.00	0	0	0	43,000	43,000
22-6138-3333	SNR Non-Budgeted Positions	145,435	1.92	0	0.00	44,648	0	190,083	29,075	219,158
22-6139-0001	GPVEC Teaching Revolving	0	0.00	26,031	0.70	7,991	0	34,022	2,500	36,522
22-6139-0002	Vet Biomed Sci-Records Mgm Sys	0	0.00	0	0.00	0	0	0	100	100
22-6161-0001	CGS-PGM PGA Course	0	0.00	0	0.00	0	0	0	130,000	130,000
22-6161-0002	CGS-PGM PGA Lincoln Course	0	0.00	0	0.00	0	0	0	65,000	65,000
22-6161-0004	CGS-PGM Revolving	0	0.00	0	0.00	0	0	0	2,500	2,500
22-6161-0005	CGS-PGM Scholarships	0	0.00	0	0.00	0	0	0	2,500	2,500

COST OBJECT LISTING BY SUB PROGRAM
2021-2022GENERAL OPERATING BUDGET
UNIVERSITY OF NEBRASKA - LINCOLN
INSTITUTE OF AGRICULTURE AND NATURAL RESOURCES

SUBPROGRAM #/NAME: 61 College of Ag Sciences and Natural Resources

IANR-State General Fund-715 Revolving/Designated

COST OBJECT		FACULTY Dollar	FACULTY FTE	NON FACULTY Dollar	NON FACULTY FTE	EMPLOYEE BENEFITS	PERSONAL SERVICE CREDITS	TOTAL PERSONAL SERVICES	TOTAL OPERATING EXPENSES	TOTAL
22-6168-3333	Budget Placeholder Cost Object	0	0.00	44,198	1.00	13,569	0	57,767	0	57,767
	TOTAL	**882,305**	**11.12**	**467,851**	**9.90**	**414,499**	**0**	**1,764,655**	**935,242**	**2,699,897**

UNL-Federal Advance-717 Federal/Restricted

COST OBJECT		FACULTY Dollar	FACULTY FTE	NON FACULTY Dollar	NON FACULTY FTE	EMPLOYEE BENEFITS	PERSONAL SERVICE CREDITS	TOTAL PERSONAL SERVICES	TOTAL OPERATING EXPENSES	TOTAL
25-6138-6029001	NSF NRT-INFEWS Cross-Scale Resilience	0	0.00	48,450	1.00	12,693	0	61,143	0	61,143
	TOTAL	**0**	**0.00**	**48,450**	**1.00**	**12,693**	**0**	**61,143**	**0**	**61,143**

UNL-Trust-Grant/Cont/Loan/End-718 Trust/Restricted

COST OBJECT		FACULTY Dollar	FACULTY FTE	NON FACULTY Dollar	NON FACULTY FTE	EMPLOYEE BENEFITS	PERSONAL SERVICE CREDITS	TOTAL PERSONAL SERVICES	TOTAL OPERATING EXPENSES	TOTAL
26-6102-0009200	Operating Expenses	0	0.00	85,633	1.80	17,898	0	103,531	0	103,531
26-6102-0009301	EAEP 275 & 288/Hort	19,661	0.20	0	0.00	4,109	0	23,770	0	23,770
26-6102-0017009	UNL CUSP Admin	0	0.00	116,888	2.00	24,430	0	141,318	0	141,318
26-6124-0184001	Ron Hanson Chair-Stokes	15,000	0.00	0	0.00	3,135	0	18,135	0	18,135
27-6102-0009001	Engler Agribusiness Chair-Gustafson	20,000	0.00	0	0.00	4,180	0	24,180	0	24,180
27-6102-0012001	PGM Program Support	61,793	1.00	0	0.00	12,915	0	74,708	0	74,708
27-6122-0008001	Sunkist Fiesta Bowl Prof-Schacht	15,000	0.00	0	0.00	3,135	0	18,135	0	18,135
27-6122-0009001	Eugene W. Price Prof-Clemente	10,000	0.00	0	0.00	2,090	0	12,090	0	12,090
27-6122-0451001	NE Wheat Grower Pres ChairProf-Baenziger	30,000	0.00	0	0.00	6,270	0	36,270	0	36,270
27-6122-0451002	NE Wheat Growers Pres Chair Operating	56,692	0.75	0	0.00	11,849	0	68,541	0	68,541
27-6124-0005001	Roberts College Prof-Perrin	5,000	0.00	0	0.00	1,045	0	6,045	0	6,045
27-6126-0011001	NE Cattlemen's Prof-Erickson; G.	10,000	0.00	0	0.00	2,090	0	12,090	0	12,090
27-6126-0015001	Omtvedt Prof-Cupp	10,000	0.00	0	0.00	2,090	0	12,090	0	12,090
27-6126-0603001	Kimmel FDN Rodeo Coach	53,030	1.00	0	0.00	11,083	0	64,113	0	64,113
27-6130-0062001	Holmes Professor-Cahoon	15,000	0.00	0	0.00	3,135	0	18,135	0	18,135
27-6131-0107001	Khem Shahani Prof-Hutkins	10,000	0.00	0	0.00	2,090	0	12,090	0	12,090
27-6135-0001001	Allington Distinguished Prof-Van Etten	5,000	0.00	0	0.00	1,045	0	6,045	0	6,045
	TOTAL	**336,176**	**2.95**	**202,521**	**3.80**	**112,589**	**0**	**651,286**	**0**	**651,286**
	SUB PROGRAM TOTAL	**12,151,368**	**116**	**5,057,167**	**86**	**4,968,449**	**0**	**22,176,984**	**5,035,539**	**27,212,523**

SUBPROGRAM #/NAME: 62 Agriculture Research Division

IANR-State General Fund-715 State & University Generated/Unrestricted

COST OBJECT		FACULTY Dollar	FACULTY FTE	NON FACULTY Dollar	NON FACULTY FTE	EMPLOYEE BENEFITS	PERSONAL SERVICE CREDITS	TOTAL PERSONAL SERVICES	TOTAL OPERATING EXPENSES	TOTAL
21-6204-0001	ARD Dean-Operating	78,725	1.00	853,523	8.50	270,353	0	1,202,601	40,225	1,242,826
21-6205-0001	ARD-Greenhouse Support	0	0.00	179,159	2.75	51,956	0	231,115	0	231,115
21-6205-0002	ARD-Faculty Support	68,997	0.50	0	0.00	20,010	0	89,007	0	89,007
21-6205-0003	ARD-Special	472,016	1.50	61,004	0.61	154,575	0	687,595	7,545	695,140
21-6205-0004	Ard Interdisciplinary Research	0	0.00	0	0.00	0	0	0	100,000	100,000
21-6205-0005	ARD-Innovative Research	0	0.00	0	0.00	0	0	0	3,548	3,548
21-6205-0006	ARD-Honors Program	0	0.00	0	0.00	0	0	0	20,000	20,000
21-6205-0010	ARD - ITS Support	0	0.00	0	0.00	0	0	0	300,000	300,000
21-6211-0002	DWFI-WC Research	19,800	0.04	202,719	2.45	64,530	0	287,049	88,187	375,236
21-6211-6001	NRI Core Facility Water Center	1,850	0.00	6,927	0.00	2,547	0	11,324	0	11,324
21-6220-0001	ALEC-Research Operating	159,278	1.50	52,855	0.77	61,518	0	273,651	8,817	282,468

COST OBJECT LISTING BY SUB PROGRAM
2021-2022GENERAL OPERATING BUDGET
UNIVERSITY OF NEBRASKA - LINCOLN
INSTITUTE OF AGRICULTURE AND NATURAL RESOURCES

SUBPROGRAM #/NAME: 62 Agriculture Research Division

IANR-State General Fund-715 State & University Generated/Unrestricted

COST OBJECT		FACULTY Dollar	FACULTY FTE	NON FACULTY Dollar	NON FACULTY FTE	EMPLOYEE BENEFITS	PERSONAL SERVICE CREDITS	TOTAL PERSONAL SERVICES	TOTAL OPERATING EXPENSES	TOTAL
21-6221-0001	Biological Systems Engineering	1,192,203	9.30	452,662	8.34	477,013	0	2,121,878	77,335	2,199,213
21-6221-5200	POE - BSE Research	54,818	0.60	0	0.00	15,898	0	70,716	0	70,716
21-6221-5202	POE - BSE-Bio Med Engr Proj	91,298	1.00	0	0.00	26,476	0	117,774	0	117,774
21-6221-5203	POE - BSE/COE Faculty	90,630	1.00	0	0.00	26,284	0	116,914	0	116,914
21-6221-5205	POE-BSE/COE Faculty-Wachs	91,642	1.00	0	0.00	26,578	0	118,220	0	118,220
21-6221-5206	POE-BSE/COE Faculty-Kievit	93,748	1.00	0	0.00	27,187	0	120,935	0	120,935
21-6222-0001	Agronomy - Horticulture Research	2,962,417	25.19	2,652,153	51.47	1,628,226	0	7,242,796	219,550	7,462,346
21-6222-5200	POE - AgHort -WRRI	19,584	0.15	0	0.00	5,681	0	25,265	0	25,265
21-6224-0001	Agricultural Economics Research	1,582,302	11.32	310,865	5.12	549,020	0	2,442,187	40,762	2,482,949
21-6224-5200	POE - Ag Econ Rsch	116,505	1.00	0	0.00	33,786	0	150,291	0	150,291
21-6225-0001	Statistics	614,112	5.60	292,875	4.10	263,026	0	1,170,013	29,670	1,199,683
21-6226-0001	Animal Science	1,542,001	12.89	1,813,961	35.52	973,229	0	4,329,191	168,502	4,497,693
21-6227-0001	Child Youth & Fam Studies	363,995	3.64	143,958	2.74	147,306	0	655,259	14,616	669,875
21-6228-0001	Entomology	1,073,171	8.80	419,283	8.82	432,812	0	1,925,266	54,201	1,979,467
21-6230-0001	Biochemistry	1,367,906	12.28	312,931	4.95	487,443	0	2,168,280	94,042	2,262,322
21-6230-5200	POE-Biochem Research	127,031	0.62	122,595	0.50	72,392	0	322,018	0	322,018
21-6230-5201	POE-Redox Biology Center	431,947	4.00	0	0.00	125,265	0	557,212	0	557,212
21-6231-0001	Food Science & Technology Research	800,028	7.55	517,255	7.88	382,013	0	1,699,296	108,847	1,808,143
21-6231-0002	Food Sci & Tech-Food Processing Cnt	240,178	1.88	85,355	2.19	94,406	0	419,939	19,661	439,600
21-6231-0010	NWAFU Research (3+1 China)	78,801	0.90	0	0.00	22,852	0	101,653	0	101,653
21-6231-1019	FST Research-Ramer-Tait ARD Support	76,043	1.00	0	0.00	22,053	0	98,096	0	98,096
21-6231-5200	Computational Bioinformatics-POE	185,631	3.00	82,835	0.49	77,855	0	346,321	184,757	531,078
21-6234-0001	Biotechnology	0	0.00	0	0.00	0	0	0	9,657	9,657
21-6235-0001	Plant Pathology	1,124,078	9.16	462,263	7.14	460,040	0	2,046,381	41,959	2,088,340
21-6236-0001	Nutrition & Health Sciences	329,853	3.42	267,414	5.73	173,209	0	770,476	23,562	794,038
21-6236-5200	POE Nutr Health Sci Genomics	55,436	0.66	0	0.00	16,077	0	71,513	0	71,513
21-6237-0001	Textiles Merchandising & Fashion Design	82,845	0.75	80,765	1.33	47,447	0	211,057	7,278	218,335
21-6238-0001	Salaries RSH	1,607,872	13.13	924,225	10.33	734,308	0	3,266,405	156,883	3,423,288
21-6238-0005	Salaries SVY RSH	394,867	3.74	343,464	4.86	214,117	0	952,448	71,547	1,023,995
21-6238-0006	SNRS-Coop F/W Rsch	0	0.00	60,841	1.50	17,644	0	78,485	0	78,485
21-6238-0007	SNRS-Higley Research	106,774	0.70	0	0.00	30,965	0	137,739	0	137,739
21-6238-5200	POE - SNR Research	289,323	2.06	0	0.00	83,903	0	373,226	0	373,226
21-6239-0001	SVMBS Research Parent	823,830	5.63	508,867	6.54	386,482	0	1,719,179	48,069	1,767,248
21-6239-0002	NVDC Research Parent	753,190	5.35	801,908	17.98	450,979	0	2,006,077	6,249	2,012,326
21-6239-0003	GPVEC Research Parent	62,924	0.50	233,701	3.58	86,023	0	382,648	107,182	489,830
21-6240-0001	Southeast Center	0	0.00	15,443	0.10	4,478	0	19,921	276	20,197
21-6241-0001	Northeast Center	0	0.00	125,761	2.50	36,471	0	162,232	46,383	208,615
21-6242-0001	West Central Rsch	0	0.00	655,583	12.63	190,118	0	845,701	110,149	955,850
21-6242-0004	West Central Center Gudmunds Rsch Center	0	0.00	185,554	3.86	53,809	0	239,363	14,246	253,609
21-6243-0001	Panhandle Center	0	0.00	582,772	11.64	169,004	0	751,776	129,745	881,521
21-6243-0003	Panhandle Center High Plains Lab	0	0.00	127,564	2.75	36,993	0	164,557	1,970	166,527
21-6243-0004	Panhandle Cnt-Rhizomania Rsch	0	0.00	0	0.00	0	0	0	40,000	40,000
21-6243-0005	Panhandle-Lionel Harris Building	0	0.00	0	0.00	0	0	0	6,742	6,742
21-6248-0001	Industrial Ag Products Center	0	0.00	106,624	1.04	30,921	0	137,545	8,592	146,137
21-6260-0001	Veterinary Medicine	439,273	3.30	0	0.00	127,388	0	566,661	0	566,661
21-6261-0001	Center For Grassland Studies	0	0.00	50,580	0.61	14,669	0	65,249	6,167	71,416
21-6262-0001	Plant Science-Research	129,462	0.96	149,894	2.20	81,014	0	360,370	6,583	366,953
21-6262-5200	POE-PSI Research	0	0.00	0	0.00	0	0	0	200,000	200,000
21-6262-5210	POE-PSI-Dr Yu	42,795	0.40	0	0.00	12,410	0	55,205	0	55,205
21-6262-5211	POE-PSI-Dr Mower	83,370	0.80	0	0.00	24,176	0	107,546	0	107,546
21-6268-0001	Plnt Hlth-Research	0	0.00	94,620	0.50	27,440	0	122,060	0	122,060

COST OBJECT LISTING BY SUB PROGRAM
2021-2022GENERAL OPERATING BUDGET
UNIVERSITY OF NEBRASKA - LINCOLN
INSTITUTE OF AGRICULTURE AND NATURAL RESOURCES

SUBPROGRAM #/NAME: 62 Agriculture Research Division

IANR-State General Fund-715 State & University Generated/Unrestricted

COST OBJECT		FACULTY Dollar	FACULTY FTE	NON FACULTY Dollar	NON FACULTY FTE	EMPLOYEE BENEFITS	PERSONAL SERVICE CREDITS	TOTAL PERSONAL SERVICES	TOTAL OPERATING EXPENSES	TOTAL
21-6270-0001	ENREC-Research General	0	0.00	818,557	11.06	237,382	0	1,055,939	39,996	1,095,935
21-6270-0002	ENREC Christensen Bldg Oper	0	0.00	82,702	1.95	23,984	0	106,686	59,684	166,370
21-6270-0003	ENREC/ARDC-Maintenance Shop	0	0.00	0	0.00	0	0	0	25,557	25,557
21-6270-0007	SCAL General Operations	0	0.00	236,574	4.25	68,607	0	305,181	25,865	331,046
21-6270-0008	ENREC HAL Research Operations	0	0.00	85,302	1.99	24,738	0	110,040	0	110,040
21-6271-5200	Food for Health-POE Research	524,387	4.10	0	0.00	152,072	0	676,459	0	676,459
21-6299-0002	Budget Adjustment Temporary Bdgt Adjust	-2,305,129	0.00	0	0.00	0	0	-2,305,129	0	-2,305,129
	TOTAL	**18,541,807**	**172.92**	**15,563,893**	**263.27**	**10,559,158**	**0**	**44,664,858**	**2,774,606**	**47,439,464**

IANR-State General Fund-715 Revolving/Designated

COST OBJECT		FACULTY Dollar	FACULTY FTE	NON FACULTY Dollar	NON FACULTY FTE	EMPLOYEE BENEFITS	PERSONAL SERVICE CREDITS	TOTAL PERSONAL SERVICES	TOTAL OPERATING EXPENSES	TOTAL
22-6205-0001	ARD-General Activities	0	0.00	75,968	1.00	23,323	0	99,291	110,500	209,791
22-6205-0002	ARD-Royalty Activities	0	0.00	0	0.00	0	0	0	30,000	30,000
22-6205-0003	ARD Res & Dev Income	0	0.00	0	0.00	0	0	0	30,000	30,000
22-6205-0004	ARD Development Program	0	0.00	0	0.00	0	0	0	200,000	200,000
22-6205-0005	ARD Biotechnology Field Research	0	0.00	162,019	3.00	49,740	0	211,759	0	211,759
22-6205-0007	IANR Plant Growth Fac Service Center	0	0.00	184,129	4.00	56,527	0	240,656	29,005	269,661
22-6205-0009	ARD Field Phenotyping Operating Srv Cnt	0	0.00	56,381	1.00	17,308	0	73,689	0	73,689
22-6211-0002	Water Cnt Research Revolving	0	0.00	0	0.00	0	0	0	22,162	22,162
22-6211-0003	Water Science Lab-Service Center	11,152	0.10	144,975	3.00	47,931	0	204,058	5,898	209,956
22-6220-0001	ALEC-Platte Basin Time Lapse	0	0.00	0	0.00	0	0	0	54,049	54,049
22-6221-0001	Biol Sys Engr-Rogers Farm	0	0.00	48,856	1.10	14,999	0	63,855	170,713	234,568
22-6221-0002	BSE Soil/Water Vehicles	0	0.00	0	0.00	0	0	0	8,000	8,000
22-6221-0003	Biol Sys Engr-Shop	0	0.00	7,532	1.31	2,313	0	9,845	32,000	41,845
22-6221-0004	BSE Subiah Rsch Revolving	0	0.00	0	0.00	0	0	0	5,000	5,000
22-6221-0006	BSE Koelsch Rsh Revolving	0	0.00	0	0.00	0	0	0	500	500
22-6221-0008	BSE Schulte Rsch Revolving	0	0.00	0	0.00	0	0	0	700	700
22-6221-0009	BSE Schulte/Koelsch Rsch Revolving	0	0.00	0	0.00	0	0	0	500	500
22-6221-0010	BSE Dept Rsch Revolving	0	0.00	0	0.00	0	0	0	239,286	239,286
22-6221-0017	BSE Irmak Rsch Revolving	0	0.00	0	0.00	0	0	0	95,023	95,023
22-6221-0019	BSE Royalties	0	0.00	0	0.00	0	0	0	1,000	1,000
22-6221-0039	BSE Forest Animal Imaging SC	0	0.00	24,660	0.50	7,571	0	32,231	0	32,231
22-6222-0001	Agron-Hort Operations Admin	0	0.00	2,000	0.00	614	0	2,614	57,553	60,167
22-6222-0008	Agro Soybean Research	0	0.00	0	0.00	0	0	0	49,374	49,374
22-6222-0010	Agro Wheat Germplasm	0	0.00	15,750	0.00	4,835	0	20,585	129,585	150,170
22-6222-0014	Agr-Ferguson Revolving	0	0.00	0	0.00	0	0	0	43,594	43,594
22-6222-0034	NIR Analyzer Srv Cnt	0	0.00	0	0.00	0	0	0	10,000	10,000
22-6222-0035	Graef Combine Srv Cnt	0	0.00	0	0.00	0	0	0	25,000	25,000
22-6222-0036	Graef Planter Srv Cnt	0	0.00	0	0.00	0	0	0	15,000	15,000
22-6222-0043	Blanco Lab Service Center	0	0.00	0	0.00	0	0	0	4,000	4,000
22-6222-0050	Jhala Research Revolving	0	0.00	0	0.00	0	0	0	14,000	14,000
22-6222-1001	Agro Farm Service Center	0	0.00	153,315	3.33	47,067	0	200,382	451,698	652,080
22-6222-2003	Hort-Fleming Trust Royalties	0	0.00	4,000	0.00	1,228	0	5,228	2,000	7,228
22-6222-3333	Agr/Hort Non-Budgeted Positions	150,786	2.00	414,297	9.25	173,480	0	738,563	352,612	1,091,175
22-6225-0001	Statistical Srv	0	0.00	0	0.00	0	0	0	2,000	2,000
22-6225-0002	STAT-KME Eskridge	0	0.00	0	0.00	0	0	0	3,000	3,000
22-6225-0004	Statistics-Revolving	0	0.00	0	0.00	0	0	0	15,000	15,000
22-6225-0005	STAT EOB Blankenship	0	0.00	0	0.00	0	0	0	9,000	9,000
22-6225-0006	STAT Bioinformatics	0	0.00	0	0.00	0	0	0	15,000	15,000

COST OBJECT LISTING BY SUB PROGRAM
2021-2022GENERAL OPERATING BUDGET
UNIVERSITY OF NEBRASKA - LINCOLN
INSTITUTE OF AGRICULTURE AND NATURAL RESOURCES

SUBPROGRAM #/NAME: 62 Agriculture Research Division

IANR-State General Fund-715 Revolving/Designated

COST OBJECT		FACULTY Dollar	FACULTY FTE	NON FACULTY Dollar	NON FACULTY FTE	EMPLOYEE BENEFITS	PERSONAL SERVICE CREDITS	TOTAL PERSONAL SERVICES	TOTAL OPERATING EXPENSES	TOTAL
22-6225-0007	STAT SDK Kachman	0	0.00	0	0.00	0	0	0	3,000	3,000
22-6225-3333	STAT Non-Budgeted Positions (Teaching)	65,325	0.50	0	0.00	20,054	0	85,379	0	85,379
22-6226-0001	Animal Science Research Activities	100,020	0.50	63,199	1.50	50,108	0	213,327	3,000	216,327
22-6226-0002	Animal Science Meat Lab	0	0.00	25,000	0.00	7,675	0	32,675	40,000	72,675
22-6226-0003	Animal Science Dairy	0	0.00	0	0.00	0	0	0	42,000	42,000
22-6226-0004	Animal Science Beef Feed Lot	0	0.00	252,923	6.33	77,647	0	330,570	3,642,189	3,972,759
22-6226-0005	Animal Science Poultry Operations	0	0.00	0	0.00	0	0	0	5,000	5,000
22-6226-0006	Animal Science Beef Physiology & Mgmt	0	0.00	98,676	1.62	30,294	0	128,970	340,000	468,970
22-6226-0008	Animal Science Swine Farms	0	0.00	87,184	2.00	26,766	0	113,950	450,300	564,250
22-6226-0009	Animal Science Dalby Halleck Farm	0	0.00	0	0.00	0	0	0	100	100
22-6226-0010	Animal Science Feedmill	0	0.00	71,989	1.50	22,100	0	94,089	498,151	592,240
22-6226-0011	Animal Sci-Royalty Inc	0	0.00	35,767	1.00	10,981	0	46,748	0	46,748
22-6226-0012	ANSC Index Line Royalty Revolving	0	0.00	15,798	0.35	4,851	0	20,649	0	20,649
22-6226-0017	ANSC RUM Ruminant Nutrition	84,061	1.00	17,645	0.34	31,224	0	132,930	95,000	227,930
22-6226-0018	ANSC RWM Sullivan	0	0.00	0	0.00	0	0	0	100	100
22-6226-0021	ANSC PJK Kononoff	0	0.00	38,437	1.00	11,800	0	50,237	55,000	105,237
22-6226-0023	ANSC MOU Mouse Lab	0	0.00	0	0.00	0	0	0	11,000	11,000
22-6226-0033	ANSC ddPCR Facility	0	0.00	0	0.00	0	0	0	7,500	7,500
22-6226-0039	ANSC Beef Systems	0	0.00	0	0.00	0	0	0	60,000	60,000
22-6226-0042	ANSC Fernando Service Center	0	0.00	0	0.00	0	0	0	10,000	10,000
22-6226-0047	ANSC Dairy House	0	0.00	0	0.00	0	0	0	2,000	2,000
22-6226-1097	ANSC MacDonald BSI Match	0	0.00	35,661	1.00	10,948	0	46,609	0	46,609
22-6228-0001	Entomology Operations	0	0.00	0	0.00	0	0	0	1,500	1,500
22-6228-0002	Entomology Toxicology Research	0	0.00	0	0.00	0	0	0	135,945	135,945
22-6228-0003	ENTO RJW Wright	0	0.00	0	0.00	0	0	0	2,500	2,500
22-6228-0005	ENTO LJM Meinke	0	0.00	0	0.00	0	0	0	6,920	6,920
22-6230-0001	Biochemistry Chemical Services	243,312	4.00	456,488	9.25	214,838	0	914,638	645,630	1,560,268
22-6231-0001	Food Science & Technology Food Products	0	0.00	109,052	6.61	33,479	0	142,531	573,773	716,304
22-6231-0003	Food Processing Center	-107,634	0.39	193,719	3.54	26,429	0	112,514	364,966	477,480
22-6231-0006	Food Sci/FPC/FARRP	0	0.00	3,974	0.25	1,220	0	5,194	1,517,137	1,522,331
22-6231-0007	FARRP-Funded Faculty	0	0.00	0	0.00	0	0	0	77,897	77,897
22-6231-0017	FST Research Hutkins	0	0.00	0	0.00	0	0	0	8,000	8,000
22-6231-0020	FARRP Johnson Salary	0	0.00	0	0.00	0	0	0	79,987	79,987
22-6231-0021	FARRP Downs Salary	0	0.00	0	0.00	0	0	0	21,980	21,980
22-6231-0025	FST Res Rev Ramer-Tait	0	0.00	55,751	1.00	17,115	0	72,866	62,818	135,684
22-6231-0036	FoodSci Res Rev Jackson	0	0.00	0	0.00	0	0	0	1,000	1,000
22-6231-0040	FoodSci Res Rev Wehling	0	0.00	0	0.00	0	0	0	950	950
22-6231-0048	FST Rsch Rev-Jayne Stratton	0	0.00	47,653	1.00	14,630	0	62,283	0	62,283
22-6231-0300	FST AAFS	0	0.00	25,094	0.50	7,703	0	32,797	0	32,797
22-6231-1002	FPC Entrpreneurs	0	0.00	0	0.00	0	0	0	6,696	6,696
22-6231-1009	FPC Microbiology Lab	59,084	0.50	87,539	2.00	45,013	0	191,636	25,113	216,749
22-6231-1013	FPC - Pilot Plants	0	0.00	31,211	0.75	9,582	0	40,793	97,727	138,520
22-6231-1021	FPC Nutrition Facts Panel	0	0.00	0	0.00	0	0	0	54,392	54,392
22-6231-1031	FARRP Workshops	0	0.00	53,285	1.00	16,358	0	69,643	15,600	85,243
22-6231-1032	FARRP Information Services	0	0.00	23,920	0.50	7,343	0	31,263	23,675	54,938
22-6231-1040	FARRP Analytical Process	0	0.00	686,402	14.00	210,725	0	897,127	206,037	1,103,164
22-6231-1041	FARRP - Post Doc	56,778	1.00	48,214	1.00	32,232	0	137,224	250	137,474
22-6231-1060	FPC Dairy Plant	0	0.00	48,969	1.00	15,034	0	64,003	22,576	86,579
22-6231-1061	FPC Dairy Store	0	0.00	39,402	1.00	12,096	0	51,498	60,973	112,471
22-6231-1075	FPC-Sensory Analysis	0	0.00	0	0.00	0	0	0	13,524	13,524
22-6231-1076	FPC State Fair	0	0.00	0	0.00	0	0	0	3,614	3,614

COST OBJECT LISTING BY SUB PROGRAM
2021-2022GENERAL OPERATING BUDGET
UNIVERSITY OF NEBRASKA - LINCOLN
INSTITUTE OF AGRICULTURE AND NATURAL RESOURCES

SUBPROGRAM #/NAME: 62 Agriculture Research Division

IANR-State General Fund-715 Revolving/Designated

COST OBJECT		FACULTY Dollar	FACULTY FTE	NON FACULTY Dollar	NON FACULTY FTE	EMPLOYEE BENEFITS	PERSONAL SERVICE CREDITS	TOTAL PERSONAL SERVICES	TOTAL OPERATING EXPENSES	TOTAL
22-6231-1080	FPC-Entrepreneurial Product Development	0	0.00	0	0.00	0	0	0	11,222	11,222
22-6231-1083	FPC-Changmou Xu	9,256	0.10	0	0.00	2,841	0	12,097	0	12,097
22-6231-1089	FPC HPP	0	0.00	6,014	0.15	1,847	0	7,861	0	7,861
22-6231-2006	FARRP Collaborative Rsch	0	0.00	62,991	1.00	19,338	0	82,329	0	82,329
22-6231-2007	FARRP Admin	0	0.00	67,041	1.00	20,582	0	87,623	42,514	130,137
22-6231-2039	FARRP-Johnson Startup	0	0.00	0	0.00	0	0	0	54,622	54,622
22-6231-2040	FARRP-Downs Startup	0	0.00	50,198	1.00	15,411	0	65,609	40,840	106,449
22-6231-3333	FST-Non-Budgeted Positions (RSCH)	81,727	1.11	585,676	11.60	204,893	0	872,296	115,603	987,899
22-6235-0001	Plant Path Admin	0	0.00	18,313	0.00	5,622	0	23,935	25,000	48,935
22-6235-3333	PPath Non-Budgeted Positions	103,022	1.12	155,358	3.50	79,322	0	337,702	241,065	578,767
22-6236-0001	Nutritional & Health Sciences	0	0.00	10,980	0.25	3,371	0	14,351	125,002	139,353
22-6236-0004	BORC Service Center	0	0.00	86,552	2.00	26,572	0	113,124	1,426	114,550
22-6238-0001	SNR Misc Revolving	0	0.00	0	0.00	0	0	0	362,390	362,390
22-6238-0002	Nebraska Mesonet-Shulski	0	0.00	190,545	3.00	58,498	0	249,043	309,711	558,754
22-6238-0003	Nat Res Sci Rsch Mead	0	0.00	80,076	1.40	24,584	0	104,660	109,130	213,790
22-6238-0006	Misc. Revolving - Corman	0	0.00	0	0.00	0	0	0	1,000	1,000
22-6238-0007	Fish and Wildlife Coop Residual	0	0.00	0	0.00	0	0	0	3,500	3,500
22-6238-0008	Groundwater Level Projects	0	0.00	0	0.00	0	0	0	500	500
22-6238-0009	HPRCC RSH Revolving-Mahmood	77,876	1.00	225,819	3.60	93,235	0	396,930	0	396,930
22-6238-0012	Forestry Wildlife Vehicles	0	0.00	0	0.00	0	0	0	5,235	5,235
22-6238-0013	Misc. Revolving - Tyre	0	0.00	0	0.00	0	0	0	3,000	3,000
22-6238-0014	CSD Drilling Revolving	0	0.00	15,000	0.00	4,605	0	19,605	70,000	89,605
22-6238-0016	SNR IT/GIS Revolving	0	0.00	0	0.00	0	0	0	5,000	5,000
22-6238-0017	CSD Soils Mapping Revolving	0	0.00	20,000	0.00	6,140	0	26,140	5,000	31,140
22-6238-0018	Director-CSD	0	0.00	0	0.00	0	0	0	1,000	1,000
22-6238-0020	Hardin Hall Key Deposit	0	0.00	0	0.00	0	0	0	500	500
22-6238-0022	SNR CALMIT Field Work Revolving	0	0.00	0	0.00	0	0	0	2,000	2,000
22-6238-0024	SNR CALMIT Airborne Remote Sensing	0	0.00	0	0.00	0	0	0	106,986	106,986
22-6238-0026	Gilmore Vehicles Service Center	0	0.00	0	0.00	0	0	0	3,000	3,000
22-6238-0029	Shallow Exploration Drillers Clinic	0	0.00	0	0.00	0	0	0	3,500	3,500
22-6238-0030	SNR GIS Project-UNL Police	0	0.00	0	0.00	0	0	0	500	500
22-6238-0031	SNR-GSI Support Revolving	0	0.00	0	0.00	0	0	0	500	500
22-6238-0034	SNR Malvern	0	0.00	0	0.00	0	0	0	2,000	2,000
22-6238-0035	SNR-COOP Vehicles Service Center	0	0.00	0	0.00	0	0	0	70,000	70,000
22-6238-0036	SNR-Automation Inventory	0	0.00	0	0.00	0	0	0	3,000	3,000
22-6238-0038	SNR-Copiers	0	0.00	0	0.00	0	0	0	40,000	40,000
22-6238-0041	SNR-RR-Survey Vehicle Srv Cnt	0	0.00	0	0.00	0	0	0	35,000	35,000
22-6238-0042	SNR-Thomas Vehicles Srv Cnt	0	0.00	0	0.00	0	0	0	5,000	5,000
22-6238-0043	Suyker Vehicle Service Center	0	0.00	0	0.00	0	0	0	1,500	1,500
22-6238-0047	SNR-Web Services	0	0.00	0	0.00	0	0	0	800	800
22-6238-0048	SNR-OSL	0	0.00	0	0.00	0	0	0	10,000	10,000
22-6238-0051	SNR-Soil Moisture Spacial Mapping	0	0.00	0	0.00	0	0	0	10,000	10,000
22-6238-0053	Snyder Web & Graphic Design SC	0	0.00	43,955	1.00	13,494	0	57,449	0	57,449
22-6238-3333	SNR Non-Budgeted Positions	66,396	0.88	324,337	7.50	119,955	0	510,688	178,883	689,571
22-6238-3555	SVY Non-Budgeted Positions	0	0.00	20,386	0.56	6,258	0	26,644	33,880	60,524
22-6239-0002	Vet Biomed Sci-Diagnostic Lab	0	0.00	120,708	2.20	37,057	0	157,765	492,417	650,182
22-6239-0003	SVMBS Rsch & Tchg Facility	0	0.00	0	0.00	0	0	0	100	100
22-6239-0005	SVMBS VDC BACT Training	0	0.00	0	0.00	0	0	0	100	100
22-6239-0014	VBMS DRR Kelling	0	0.00	0	0.00	0	0	0	100	100
22-6239-0016	VBMS DRR Moxley	0	0.00	0	0.00	0	0	0	1,000	1,000
22-6239-0018	SVMBS Research Revolving	0	0.00	178,435	3.50	54,779	0	233,214	1,726	234,940

COST OBJECT LISTING BY SUB PROGRAM
2021-2022GENERAL OPERATING BUDGET
UNIVERSITY OF NEBRASKA - LINCOLN
INSTITUTE OF AGRICULTURE AND NATURAL RESOURCES

SUBPROGRAM #/NAME: 62 Agriculture Research Division

IANR-State General Fund-715 Revolving/Designated

COST OBJECT		FACULTY Dollar	FACULTY FTE	NON FACULTY Dollar	NON FACULTY FTE	EMPLOYEE BENEFITS	PERSONAL SERVICE CREDITS	TOTAL PERSONAL SERVICES	TOTAL OPERATING EXPENSES	TOTAL
22-6239-0021	SVMBS VDC Loy	0	0.00	0	0.00	0	0	0	2,000	2,000
22-6239-1202	VBMS DRR Bacti	0	0.00	73,798	2.00	22,657	0	96,455	4,970	101,425
22-6239-1204	VBMS DRR Histology	0	0.00	46,292	1.00	14,212	0	60,504	81,920	142,424
22-6239-1206	VBMS DRR Necropsy	0	0.00	221,809	5.00	68,096	0	289,905	3,161	293,066
22-6239-1210	VBMS DRR Virology	0	0.00	111,975	2.00	34,376	0	146,351	0	146,351
22-6239-1211	VBMS Molecular Vir	0	0.00	0	0.00	0	0	0	36,681	36,681
22-6239-1232	SVMBS VDC Molecular Diagnostic Lab	0	0.00	74,101	2.00	22,749	0	96,850	0	96,850
22-6242-0001	West Central Station Operations	0	0.00	0	0.00	0	0	0	395,572	395,572
22-6242-0002	West Central Center Gudmunds Rsch Center	0	0.00	0	0.00	0	0	0	629,069	629,069
22-6242-0003	WCREC Water Lab	0	0.00	12,877	0.25	3,953	0	16,830	387,942	404,772
22-6242-0005	WCREC Wind Tunnel	0	0.00	144,967	3.05	44,505	0	189,472	331,535	521,007
22-6242-0006	WCREC GSL Dorms	0	0.00	0	0.00	0	0	0	5,614	5,614
22-6242-0007	WCREC GSL Ag Labor	0	0.00	87,784	2.00	26,950	0	114,734	112,216	226,950
22-6242-0008	WCREC GSL Vehicles	0	0.00	0	0.00	0	0	0	12,000	12,000
22-6242-0009	WCREC Station Vehicle Svc Ctr	0	0.00	0	0.00	0	0	0	10,000	10,000
22-6242-0010	WCREC Stumpf Wheat Center	0	0.00	0	0.00	0	0	0	200,000	200,000
22-6242-0012	WCREC Overhead Assessment Return Project	0	0.00	0	0.00	0	0	0	300,000	300,000
22-6242-0013	WCREC Air Tractor 502 Simulator	0	0.00	0	0.00	0	0	0	100,000	100,000
22-6242-0015	WCREC Student Housing	0	0.00	0	0.00	0	0	0	9,000	9,000
22-6242-0016	WCREC Adesemoye Biocontrol Residual Bal	0	0.00	0	0.00	0	0	0	10,000	10,000
22-6242-0018	WCREC-West Place Beef	0	0.00	52,545	1.36	16,132	0	68,677	547,455	616,132
22-6242-0019	WCREC-Farm Ops	0	0.00	16,878	0.30	5,181	0	22,059	79,731	101,790
22-6242-0020	WCREC Range & Forage	0	0.00	0	0.00	0	0	0	5,000	5,000
22-6242-0021	WCREC Entomology	0	0.00	0	0.00	0	0	0	50,000	50,000
22-6242-0022	Rudnick Pickup Service Center	0	0.00	0	0.00	0	0	0	5,000	5,000
22-6242-1010	WCREC-Permanent Budget Home	0	0.00	57,583	1.56	17,678	0	75,261	47,225	122,486
22-6243-0001	Panhandle Center Operations	0	0.00	0	0.00	0	0	0	3,000	3,000
22-6243-0002	Panhandle Center Crops	0	0.00	102,736	2.40	31,541	0	134,277	220,904	355,181
22-6243-0003	Panhandle Center Livestock	0	0.00	91,675	2.00	28,145	0	119,820	1,986,068	2,105,888
22-6243-0004	Panhandle Center Hpal	0	0.00	0	0.00	0	0	0	114,000	114,000
22-6243-0008	PHREC-Plot Combine Srv Cnt	0	0.00	0	0.00	0	0	0	5,000	5,000
22-6243-0010	PHREC-Wheat Bd HPAL Eqp/Furn/Supp	0	0.00	0	0.00	0	0	0	3,000	3,000
22-6243-0011	Panhandle Center - Sioux Range	0	0.00	0	0.00	0	0	0	8,000	8,000
22-6243-0012	Panhandle Center - HPAL Range	0	0.00	0	0.00	0	0	0	15,000	15,000
22-6243-0013	PREC Alternative Crops Pickup SC	0	0.00	0	0.00	0	0	0	5,000	5,000
22-6243-0014	PREC Greenhouse Service Center	0	0.00	0	0.00	0	0	0	15,000	15,000
22-6243-0015	PHREC-Small Plot Service Center	0	0.00	0	0.00	0	0	0	12,000	12,000
22-6243-0016	PHREC-Weed Sci Crop Trials Service Cntr	0	0.00	73,082	2.00	22,436	0	95,518	60,000	155,518
22-6243-0017	PHREC Lodging Facility Service Center	0	0.00	0	0.00	0	0	0	30,000	30,000
22-6243-0018	PHREC-Confinement Cow Research	0	0.00	0	0.00	0	0	0	80,000	80,000
22-6243-0019	PHREC-Dryland Crops SC	65,917	1.00	9,126	0.25	23,038	0	98,081	65,000	163,081
22-6243-0020	PHREC-Dry Bean SC	0	0.00	0	0.00	0	0	0	45,000	45,000
22-6243-0021	PHREC-Irrigation SC	0	0.00	0	0.00	0	0	0	76,000	76,000
22-6243-0022	PHREC-Entomology SC	0	0.00	0	0.00	0	0	0	34,000	34,000
22-6243-0023	PHREC-Plant Pathology SC	0	0.00	56,525	1.50	17,354	0	73,879	65,000	138,879
22-6243-0024	PHREC-Soils SC	0	0.00	0	0.00	0	0	0	74,000	74,000
22-6243-0025	PHREC-Alternative Crops SC	0	0.00	20,353	0.50	6,249	0	26,602	60,000	86,602
22-6243-0026	PHREC-Rangeland PickUp SC	0	0.00	0	0.00	0	0	0	5,000	5,000
22-6243-0027	Variety Testing Service Center	0	0.00	44,159	1.00	13,556	0	57,715	100,000	157,715
22-6243-0028	Entomology Truck Service Center	0	0.00	0	0.00	0	0	0	6,000	6,000
22-6243-0034	PREC-Variable Rate Irrigation Pivot (SAL	0	0.00	0	0.00	0	0	0	40,000	40,000

COST OBJECT LISTING BY SUB PROGRAM
2021-2022GENERAL OPERATING BUDGET
UNIVERSITY OF NEBRASKA - LINCOLN
INSTITUTE OF AGRICULTURE AND NATURAL RESOURCES

SUBPROGRAM #/NAME: 62 Agriculture Research Division

IANR-State General Fund-715 Revolving/Designated

COST OBJECT		FACULTY Dollar	FACULTY FTE	NON FACULTY Dollar	NON FACULTY FTE	EMPLOYEE BENEFITS	PERSONAL SERVICE CREDITS	TOTAL PERSONAL SERVICES	TOTAL OPERATING EXPENSES	TOTAL
22-6243-0035	PHREC ONIT Revolving Operation	0	0.00	0	0.00	0	0	0	1,000	1,000
22-6243-0036	PHREC Fuel Pump	0	0.00	0	0.00	0	0	0	5,000	5,000
22-6248-0001	Indust Ag Prod Cnt-Operations	0	0.00	18,413	0.21	5,652	0	24,065	27,755	51,820
22-6248-0003	IAPC Service Center	0	0.00	14,390	0.24	4,417	0	18,807	0	18,807
22-6262-0002	PSI Revolving	0	0.00	0	0.00	0	0	0	334,408	334,408
22-6262-0003	BBC Greenhouse	0	0.00	0	0.00	0	0	0	17,928	17,928
22-6270-0001	ENREC/ARDC-Facilities Operations	0	0.00	13,500	0.50	4,146	0	17,646	80,500	98,146
22-6270-0002	ENREC/ARDC-Farming Operations	0	0.00	404,693	8.44	124,241	0	528,934	765,659	1,294,593
22-6270-0004	ENREC/ITHACA Development Fund	0	0.00	62,307	1.45	19,128	0	81,435	155,000	236,435
22-6270-0007	ENREC-ARDC Insured Events Revolving	0	0.00	0	0.00	0	0	0	100,000	100,000
22-6270-0008	ENREC-PBX Operations Revolving	0	0.00	0	0.00	0	0	0	30,000	30,000
22-6270-0009	ENREC-Reimb Revolving-O&M	0	0.00	0	0.00	0	0	0	1,000	1,000
22-6270-0012	ENREC/SCAL-Farming Operations	0	0.00	80,329	1.32	24,660	0	104,989	315,000	419,989
22-6270-0014	ENREC/HAL Res Gen Rev Operations	0	0.00	5,000	0.00	1,535	0	6,535	28,500	35,035
22-6270-0015	ENREC/HAL Res Farm Operations	0	0.00	52,313	1.37	16,061	0	68,374	201,750	270,124
22-6270-0016	ENREC/HAL Res Development Fund	0	0.00	0	0.00	0	0	0	50,000	50,000
22-6270-0101	ENREC/ARDC-Fac Oper Reserve	0	0.00	0	0.00	0	0	0	50,000	50,000
22-6270-0104	ENREC/ARDC-FacOp Water System	0	0.00	0	0.00	0	0	0	30,000	30,000
22-6270-1007	ENREC-ARDC Deferred Insurance Projects	0	0.00	0	0.00	0	0	0	100,000	100,000
22-6270-2001	ENREC Fuel Center Revolving	0	0.00	0	0.00	0	0	0	150,000	150,000
22-6271-3333	FFH-Non-Budgeted Positions (RSCH)	0	0.00	228,451	4.00	70,134	0	298,585	82,620	381,205
	TOTAL	**1,067,078**	**15.20**	**8,386,879**	**178.49**	**2,902,367**	**0**	**12,356,324**	**23,082,707**	**35,439,031**

UNL-Federal Letter of Credit-716 Federal/Restricted

COST OBJECT		FACULTY Dollar	FACULTY FTE	NON FACULTY Dollar	NON FACULTY FTE	EMPLOYEE BENEFITS	PERSONAL SERVICE CREDITS	TOTAL PERSONAL SERVICES	TOTAL OPERATING EXPENSES	TOTAL
24-6221-0358001	NIH Gene Delivery for Stem Cell	71,211	1.00	0	0.00	18,657	0	89,868	0	89,868
24-6221-0414001	NIH NPs in TBI	0	0.00	24,660	0.50	6,462	0	31,122	0	31,122
24-6230-0236001	NIH Redox Control and Stress	44,845	1.00	0	0.00	11,750	0	56,595	0	56,595
24-6236-0132201	Administrative Core Year 2	0	0.00	47,745	1.00	12,509	0	60,254	0	60,254
24-6236-0132202	BORC Core Year 2	59,683	1.00	0	0.00	15,637	0	75,320	0	75,320
24-6236-0132208	NIH COBRE SUPPLEMENT - Yates	0	0.00	47,541	1.00	12,456	0	59,997	0	59,997
	TOTAL	**175,739**	**3.00**	**119,946**	**2.50**	**77,471**	**0**	**373,156**	**0**	**373,156**

UNL-Federal Advance-717 Federal/Restricted

COST OBJECT		FACULTY Dollar	FACULTY FTE	NON FACULTY Dollar	NON FACULTY FTE	EMPLOYEE BENEFITS	PERSONAL SERVICE CREDITS	TOTAL PERSONAL SERVICES	TOTAL OPERATING EXPENSES	TOTAL
25-6205-0071001	USDA U.S. Meat Animal Research Center	0	0.00	3,512,962	88.50	920,397	0	4,433,359	0	4,433,359
25-6206-0002001	USDA NIFA Youth Civic Engagement Simulat	0	0.00	42,630	1.00	11,170	0	53,800	0	53,800
25-6222-0828001	USDA Cover Crops & Biofuels	60,846	1.00	0	0.00	15,942	0	76,788	0	76,788
25-6222-0852031	Track-2 FEC Year 3 Walia	0	0.00	45,635	1.00	11,957	0	57,592	0	57,592
25-6222-0856001	USDA Herbicide-Resistance-Weedy Sorghum	0	0.00	12,020	0.25	3,149	0	15,169	0	15,169
25-6222-0876001	USDA Platform to Monitor N Footprint	0	0.00	50,810	1.00	13,313	0	64,123	0	64,123
25-6222-0984021	Track-2 FEC Year 2 Twidwell	0	0.00	54,668	1.00	14,323	0	68,991	0	68,991
25-6222-1013001	USDA Plant Breeding Partnerships	18,897	0.25	0	0.00	4,951	0	23,848	0	23,848
25-6226-0546005	Antimicro Resist: SCHMIDT	0	0.00	52,702	1.00	13,808	0	66,510	0	66,510
25-6228-0276001	ARS Sorghum Resist Feeding Guilds Pests	0	0.00	21,281	0.50	5,576	0	26,857	0	26,857
25-6228-0342001	NIFA Interplay Sorghum & Fall Armyworm	0	0.00	21,281	0.50	5,576	0	26,857	0	26,857
25-6230-0173004	NSF - Dauer	0	0.00	48,583	1.00	12,729	0	61,312	0	61,312
25-6235-0334001	NSF PBI: Molecular Mechanisms	45,762	1.00	0	0.00	11,990	0	57,752	0	57,752

COST OBJECT LISTING BY SUB PROGRAM
2021-2022GENERAL OPERATING BUDGET
UNIVERSITY OF NEBRASKA - LINCOLN
INSTITUTE OF AGRICULTURE AND NATURAL RESOURCES

SUBPROGRAM #/NAME: 62 Agriculture Research Division

UNL-Federal Advance-717 Federal/Restricted

COST OBJECT		FACULTY Dollar	FACULTY FTE	NON FACULTY Dollar	NON FACULTY FTE	EMPLOYEE BENEFITS	PERSONAL SERVICE CREDITS	TOTAL PERSONAL SERVICES	TOTAL OPERATING EXPENSES	TOTAL
25-6238-0915001	USDA ARS W Corn Belt Intens	0	0.00	119,273	2.25	31,249	0	150,522	0	150,522
25-6238-0965001	USDA OCE Support US Drought Monitor	364,349	4.00	534,756	9.85	235,565	0	1,134,670	0	1,134,670
25-6239-0319221	MRF Fy21 39-180/NC-1202	0	0.00	61,352	1.00	16,073	0	77,425	0	77,425
25-6239-0327221	MRF Fy21 39-183/NC-1180	0	0.00	64,021	1.00	16,773	0	80,794	0	80,794
25-6243-0643001	USDA NRCS Interactive Soil Health Refere	0	0.00	40,564	1.00	10,628	0	51,192	0	51,192
	TOTAL	**489,854**	**6.25**	**4,682,538**	**110.85**	**1,355,169**	**0**	**6,527,561**	**0**	**6,527,561**

UNL-Trust-Grant/Cont/Loan/End-718 Trust/Restricted

COST OBJECT		FACULTY Dollar	FACULTY FTE	NON FACULTY Dollar	NON FACULTY FTE	EMPLOYEE BENEFITS	PERSONAL SERVICE CREDITS	TOTAL PERSONAL SERVICES	TOTAL OPERATING EXPENSES	TOTAL
26-6221-0301002	Eberhard Prof of Agriculture-Irmak	15,000	0.00	0	0.00	3,135	0	18,135	0	18,135
26-6221-0377001	LBNL ARM Infrastructure Program	72,812	1.00	0	0.00	15,219	0	88,031	0	88,031
26-6221-0396001	Splinter Chair Stipend	10,000	0.00	0	0.00	2,090	0	12,090	0	12,090
26-6221-0397001	Othmer Match for Splinter Chair Stipend	10,000	0.00	0	0.00	2,090	0	12,090	0	12,090
26-6222-0126001	Raikes/Othmer Prof - Mackenzie; Sally	5,000	0.00	0	0.00	1,045	0	6,045	0	6,045
26-6222-0127001	Othmer Match for Raikes Fd-Mackenzie; S.	5,000	0.00	0	0.00	1,045	0	6,045	0	6,045
26-6222-0750021	NGPC Juniper Inv - Segment 2 Twidwell	0	0.00	60,846	1.00	12,717	0	73,563	0	73,563
26-6222-0894001	Noble Cover Crop Germplasm	0	0.00	21,505	0.50	4,495	0	26,000	0	26,000
26-6222-0949002	GYGA Phase 2 UNL	62,874	1.00	0	0.00	13,141	0	76,015	0	76,015
26-6222-1039001	NSB Mgmt Options for Seed Protein FY20-2	0	0.00	50,920	1.00	10,642	0	61,562	0	61,562
26-6224-0188001	Yanney Chair Stipend-Beghin	20,000	0.00	0	0.00	4,180	0	24,180	0	24,180
26-6230-0234001	NET Direct Removal of Groundwater Nitrat	56,806	1.00	0	0.00	11,872	0	68,678	0	68,678
26-6231-0266003	KSU Food Security-USAID Honduras	0	0.00	47,653	1.00	9,959	0	57,612	0	57,612
26-6231-0373001	AllergenOnline Subscriptions	127,840	1.00	0	0.00	26,719	0	154,559	0	154,559
26-6238-0719001	NGPC Wildlife Mgt-Human Dimens	52,758	0.50	0	0.00	11,027	0	63,785	0	63,785
26-6238-0824001	LPSNRD Geologist-Hydrogeologist	0	0.00	34,859	0.50	7,286	0	42,145	0	42,145
26-6238-0924001	UI Real-Time Sensing	0	0.00	46,092	1.00	9,633	0	55,725	0	55,725
26-6238-0947001	NGPC HD Analyst	0	0.00	50,213	1.00	10,494	0	60,707	0	60,707
26-6238-0953001	LBNL AmeriFlux Core Site Network	0	0.00	19,592	0.45	4,095	0	23,687	0	23,687
26-6238-0954001	NDA Agrichemical Contaminant Database	0	0.00	50,341	1.00	10,521	0	60,862	0	60,862
26-6238-6001581	NGPC NE-WY Bat Conservation	0	0.00	42,420	1.00	8,865	0	51,285	0	51,285
26-6238-6001592	NGPC Invasive Species, Seg 12	0	0.00	55,887	1.00	11,680	0	67,567	0	67,567
26-6238-6027006	NGPC RWBJV Sci Coord-yr 6	0	0.00	52,498	1.00	10,972	0	63,470	0	63,470
26-6242-0179001	NU Foundation Gudmendsen Sandhills Lab	0	0.00	14,409	0.25	3,011	0	17,420	0	17,420
26-6261-0012006	Beef Systems Initiative-Stephenson	0	0.00	9,463	0.25	1,978	0	11,441	0	11,441
26-6271-0001003	NFHC-Raikes-Mouse	0	0.00	68,841	2.00	14,388	0	83,229	0	83,229
26-6271-0001009	NFHC-Raikes-Rose	0	0.00	49,174	1.00	10,277	0	59,451	0	59,451
26-6271-0001045	Clinical-Ramer Tait	0	0.00	32,555	1.00	6,805	0	39,360	0	39,360
27-6221-0140001	Tractor Test Museum	0	0.00	50,550	1.00	10,566	0	61,116	0	61,116
27-6221-0424001	Maxcy Prof Stipend-Pannier	10,000	0.00	0	0.00	2,090	0	12,090	0	12,090
27-6222-0020001	Horticulture Project 20-138	0	0.00	10,335	0.25	2,159	0	12,494	0	12,494
27-6222-0211001	SCAL Weed Sci	0	0.00	45,766	0.75	9,565	0	55,331	0	55,331
27-6222-0390001	Haskins Plant Genetics PROF - Hyten	5,000	0.00	0	0.00	1,045	0	6,045	0	6,045
27-6222-0593001	Francis Misc Donors	0	0.00	11,953	0.25	2,498	0	14,451	0	14,451
27-6222-0609001	Kreuser Turfgrass Research Program	0	0.00	43,918	1.00	9,178	0	53,096	0	53,096
27-6222-0627001	NSP Presidential Chair Stipend - Graef	30,000	0.00	0	0.00	6,270	0	36,270	0	36,270
27-6222-0746001	Othmer Match/Haskins Prof - Hyten Jr.	5,000	0.00	0	0.00	1,045	0	6,045	0	6,045
27-6222-0798001	NEREC Weed Science	0	0.00	36,583	1.00	7,646	0	44,229	0	44,229
27-6222-0953001	Heuermann Professorship Stipend	20,000	0.00	0	0.00	4,180	0	24,180	0	24,180
27-6222-0985001	Dr. Charles O Gardner Prof Stipend	25,000	0.00	0	0.00	5,225	0	30,225	0	30,225

COST OBJECT LISTING BY SUB PROGRAM
2021-2022GENERAL OPERATING BUDGET
UNIVERSITY OF NEBRASKA - LINCOLN
INSTITUTE OF AGRICULTURE AND NATURAL RESOURCES

SUBPROGRAM #/NAME: 62 Agriculture Research Division

UNL-Trust-Grant/Cont/Loan/End-718 Trust/Restricted

COST OBJECT		FACULTY Dollar	FACULTY FTE	NON FACULTY Dollar	NON FACULTY FTE	EMPLOYEE BENEFITS	PERSONAL SERVICE CREDITS	TOTAL PERSONAL SERVICES	TOTAL OPERATING EXPENSES	TOTAL
27-6222-0998001	Knezevic Weed Science Foundation	0	0.00	16,546	0.25	3,459	0	20,005	0	20,005
27-6224-0150001	Eberhard Prof of Agriculture-Giannakas	15,000	0.00	0	0.00	3,135	0	18,135	0	18,135
27-6224-0179001	Roy Frederick Prof-Azzam	10,000	0.00	0	0.00	2,090	0	12,090	0	12,090
27-6224-0180001	Roy Frederick Prof-Fulginiti	10,000	0.00	0	0.00	2,090	0	12,090	0	12,090
27-6226-0636001	Kermit Wagner Dist. Professor	10,000	0.00	0	0.00	2,090	0	12,090	0	12,090
27-6228-0004001	Meinke Industry Bio &Eco Diabrotica	0	0.00	5,830	0.16	1,218	0	7,048	0	7,048
27-6228-0258001	Insect Management Industry-Wright	0	0.00	32,988	0.50	6,894	0	39,882	0	39,882
27-6228-0318001	Entomology-Hunt NEREC #42-014	0	0.00	4,860	0.12	1,016	0	5,876	0	5,876
27-6228-0321001	Development Fund McMechan	0	0.00	10,154	0.25	2,122	0	12,276	0	12,276
27-6230-0174001	George Holmes Prof-DiRusso	15,000	0.00	0	0.00	3,135	0	18,135	0	18,135
27-6235-0284001	Van Etten Foundation Funds	55,248	1.00	0	0.00	11,546	0	66,794	0	66,794
27-6238-0945001	NU Fdn Platte Basin Timelapse Project	0	0.00	44,151	1.00	9,227	0	53,378	0	53,378
27-6243-0001001	Panhandle R&E Gen Rsch Fund - Soils Prog	0	0.00	11,943	0.25	2,496	0	14,439	0	14,439
27-6243-0002001	William F Fawcett Fund	0	0.00	8,848	0.25	1,849	0	10,697	0	10,697
27-6243-0008001	Weed Control Res Fund - Wilson	0	0.00	40,440	1.00	8,452	0	48,892	0	48,892
27-6243-0009001	Plan Diseases Research Fund - Harveson	0	0.00	11,970	0.25	2,502	0	14,472	0	14,472
27-6243-0140001	Potato Research	0	0.00	14,794	0.35	3,092	0	17,886	0	17,886
27-6248-0065001	NE Corn Checkoff Presidential Chair-Wilk	30,000	0.00	0	0.00	6,270	0	36,270	0	36,270
27-6248-0065002	NE Corn Checkoff Pres. Chair Operating	0	0.00	35,974	0.60	7,519	0	43,493	0	43,493
27-6271-0003001	NE Food for Health Presidential Chair-Be	30,000	0.00	0	0.00	6,270	0	36,270	0	36,270
27-6271-0003002	NFHC Discretionary	0	0.00	73,368	1.00	15,334	0	88,702	0	88,702
	TOTAL	**708,338**	**5.50**	**1,218,239**	**25.18**	**402,654**	**0**	**2,329,231**	**0**	**2,329,231**

UNL-Auxiliary-719 Auxiliaries & Services/Restricted

COST OBJECT		FACULTY Dollar	FACULTY FTE	NON FACULTY Dollar	NON FACULTY FTE	EMPLOYEE BENEFITS	PERSONAL SERVICE CREDITS	TOTAL PERSONAL SERVICES	TOTAL OPERATING EXPENSES	TOTAL
23-6205-0001	ARD-Husker Genetics Oper	0	0.00	322,125	5.50	95,993	0	418,118	398,254	816,372
23-6205-0002	ARD-MARC	0	0.00	466,729	7.00	139,085	0	605,814	2,433,816	3,039,630
23-6222-0007	Mason Product Testing Trials	0	0.00	0	0.00	0	0	0	15,000	15,000
23-6222-0008	Agro Workshops-Puntel	0	0.00	0	0.00	0	0	0	1,500	1,500
23-6222-0010	Agro Alfalfa Variety	0	0.00	7,000	0.00	2,086	0	9,086	10,000	19,086
23-6222-0012	Hort Sousek	0	0.00	0	0.00	0	0	0	16,000	16,000
23-6235-0002	Plt Path Mitra Lab Tests	0	0.00	0	0.00	0	0	0	2,000	2,000
23-6235-0004	Plant Path Nematode Diagnostics	0	0.00	22,886	0.49	6,821	0	29,707	0	29,707
	TOTAL	**0**	**0.00**	**818,740**	**12.99**	**243,985**	**0**	**1,062,725**	**2,876,570**	**3,939,295**
	SUB PROGRAM TOTAL	**20,982,816**	**203**	**30,790,235**	**593**	**15,540,804**	**0**	**67,313,855**	**28,733,883**	**96,047,738**

SUBPROGRAM #/NAME: 63 Cooperative Extension Service

IANR-State General Fund-715 State & University Generated/Unrestricted

COST OBJECT		FACULTY Dollar	FACULTY FTE	NON FACULTY Dollar	NON FACULTY FTE	EMPLOYEE BENEFITS	PERSONAL SERVICE CREDITS	TOTAL PERSONAL SERVICES	TOTAL OPERATING EXPENSES	TOTAL
21-6306-0001	Dean Col Ed & Human Sci	0	0.00	70,812	0.25	20,536	0	91,348	1,000	92,348
21-6308-0001	CED Dean-Operating	269,323	2.25	919,391	9.99	344,727	0	1,533,441	246,047	1,779,488
21-6309-0002	CED-Educator Recruitment	0	0.00	0	0.00	0	0	0	25,000	25,000
21-6309-0006	CED-Special	1,928,323	10.50	4,270	0.25	560,452	0	2,493,045	0	2,493,045
21-6309-0007	CED-Husker Harvest Days	0	0.00	0	0.00	0	0	0	50,000	50,000
21-6309-0009	CED-Telecommunications	0	0.00	0	0.00	0	0	0	34,500	34,500
21-6309-0010	CED - ITS Support	0	0.00	0	0.00	0	0	0	300,000	300,000

COST OBJECT LISTING BY SUB PROGRAM
2021-2022GENERAL OPERATING BUDGET
UNIVERSITY OF NEBRASKA - LINCOLN
INSTITUTE OF AGRICULTURE AND NATURAL RESOURCES

SUBPROGRAM #/NAME: 63 Cooperative Extension Service

IANR-State General Fund-715 State & University Generated/Unrestricted

COST OBJECT		FACULTY Dollar	FACULTY FTE	NON FACULTY Dollar	NON FACULTY FTE	EMPLOYEE BENEFITS	PERSONAL SERVICE CREDITS	TOTAL PERSONAL SERVICES	TOTAL OPERATING EXPENSES	TOTAL
21-6309-0020	Neb Ext Statewide Educ/EZone Coord	961,689	11.15	2,640	0.05	279,655	0	1,243,984	0	1,243,984
21-6309-0021	EN EZ Ext Offices Special Allocations	0	0.00	0	0.00	0	0	0	10,500	10,500
21-6311-0002	DWFI-WC Extension	0	0.00	12,451	0.05	3,611	0	16,062	20,565	36,627
21-6320-0001	ALEC-Extension Operating	78,696	0.88	88,771	1.60	48,566	0	216,033	10,893	226,926
21-6321-0001	Biological Systems Engineering	410,195	3.90	333,002	4.05	215,528	0	958,725	22,590	981,315
21-6321-5200	WRRI POE-BSE Extension	29,230	0.30	0	0.00	8,477	0	37,707	0	37,707
21-6322-0001	Agronomy-Horticulture Extension	933,269	8.76	232,449	3.69	338,059	0	1,503,777	50,718	1,554,495
21-6324-0001	Agricultural Economics	776,726	8.05	333,301	4.93	321,910	0	1,431,937	28,060	1,459,997
21-6325-0001	Statistics Extension	18,027	0.20	0	0.00	5,228	0	23,255	0	23,255
21-6326-0001	Animal Science	1,184,168	11.54	126,873	2.34	380,204	0	1,691,245	29,957	1,721,202
21-6327-0001	Child Youth & Fam Studies	297,895	3.03	75,019	1.43	108,145	0	481,059	21,606	502,665
21-6328-0001	Entomology	433,718	4.37	93,709	1.00	152,955	0	680,382	27,801	708,183
21-6329-0001	4H Youth Development	736,730	9.00	271,253	4.45	292,315	0	1,300,298	71,445	1,371,743
21-6330-0001	Biochemistry Extension	15,772	0.20	0	0.00	4,575	0	20,347	0	20,347
21-6331-0001	Food Science Extension	199,869	2.09	71,379	0.77	78,661	0	349,909	4,432	354,341
21-6331-0002	Food Sci FPC Ext	107,384	0.85	239,937	3.08	100,724	0	448,045	19,440	467,485
21-6335-0001	Plant Pathology	273,240	2.70	107,582	1.58	110,439	0	491,261	15,086	506,347
21-6336-0001	Nutrition & Health Sciences	195,856	1.85	78,088	1.41	79,443	0	353,387	16,993	370,380
21-6336-0002	NHS-Hospitality/Restrt/Tourism Mgm Ext	0	0.00	18,456	0.50	5,352	0	23,808	0	23,808
21-6337-0001	Textiles Clothing & Design	171,526	1.85	52,730	0.73	65,034	0	289,290	13,618	302,908
21-6338-0001	Nat Res Sci Extension	201,407	2.20	224,685	3.02	123,566	0	549,658	25,667	575,325
21-6338-0005	Salaries EXT	141,155	1.75	371,849	5.58	148,772	0	661,776	77,089	738,865
21-6339-0001	SVMBS Extension Parent	50,801	0.25	51,299	0.51	29,609	0	131,709	5,856	137,565
21-6339-0002	GPVEC Extension Parent	84,927	0.80	17,627	0.40	29,742	0	132,296	6,642	138,938
21-6340-0001	Southeast Center	0	0.00	138,984	0.90	40,306	0	179,290	26,518	205,808
21-6340-0002	SERec-Extension Educators	0	0.00	0	0.00	0	0	0	28,053	28,053
21-6341-0001	Northeast Center	0	0.00	0	0.00	0	0	0	86,777	86,777
21-6341-0002	NERec-Extension Educators	0	0.00	38,500	0.25	11,166	0	49,666	13,389	63,055
21-6342-0001	West Central Center	0	0.00	318,341	5.03	92,320	0	410,661	73,286	483,947
21-6342-0002	WCRec-Extension Educators	0	0.00	0	0.00	0	0	0	17,269	17,269
21-6342-0020	WC Extension Educators EZ 3-4-5-6-10	4,209,770	57.55	113,831	2.80	1,253,845	0	5,577,446	0	5,577,446
21-6343-0001	Panhandle Center	0	0.00	271,944	4.61	78,864	0	350,808	136,590	487,398
21-6343-0002	PHRec-Extension Educators	0	0.00	0	0.00	0	0	0	8,843	8,843
21-6343-0020	PH Extension Educators EZ 1-2	1,460,590	21.60	59,705	1.60	440,885	0	1,961,180	0	1,961,180
21-6347-0002	Metro District-Extension Educators	0	0.00	0	0.00	0	0	0	17,900	17,900
21-6348-0001	Industrial Ag Products	0	0.00	9,594	0.16	2,782	0	12,376	2,987	15,363
21-6361-0001	Center for Grassland Studies	0	0.00	50,580	0.61	14,669	0	65,249	6,151	71,400
21-6368-0001	Plnt Hlth-Extension	0	0.00	18,932	0.10	5,490	0	24,422	0	24,422
21-6370-0001	ENREC-Extension General	0	0.00	312,518	4.65	90,629	0	403,147	0	403,147
21-6370-0020	EN Extension Educators EZ 7-8-9-11	3,078,953	45.00	160,294	3.60	939,381	0	4,178,628	0	4,178,628
21-6399-0002	Budget Adjustment Temporary Bdgt Adjust	-3,896,465	0.00	0	0.00	0	0	-3,896,465	0	-3,896,465
	TOTAL	**14,352,774**	**212.62**	**5,290,796**	**75.97**	**6,826,622**	**0**	**26,470,192**	**1,553,268**	**28,023,460**

IANR-State General Fund-715 Revolving/Designated

COST OBJECT		FACULTY Dollar	FACULTY FTE	NON FACULTY Dollar	NON FACULTY FTE	EMPLOYEE BENEFITS	PERSONAL SERVICE CREDITS	TOTAL PERSONAL SERVICES	TOTAL OPERATING EXPENSES	TOTAL
22-6309-0001	CED-General Activities	0	0.00	0	0.00	0	0	0	20,000	20,000
22-6309-0004	CED-Communications Activity	0	0.00	0	0.00	0	0	0	40,000	40,000
22-6309-0021	EZ CED Engagement Prog Resources	0	0.00	0	0.00	0	0	0	50,000	50,000
22-6309-2001	EN EZ1 BOR Interlocal Box Butte Co	0	0.00	37,969	1.00	11,657	0	49,626	0	49,626

COST OBJECT LISTING BY SUB PROGRAM
2021-2022GENERAL OPERATING BUDGET
UNIVERSITY OF NEBRASKA - LINCOLN
INSTITUTE OF AGRICULTURE AND NATURAL RESOURCES

SUBPROGRAM #/NAME: 63 Cooperative Extension Service

IANR-State General Fund-715 Revolving/Designated

COST OBJECT		FACULTY Dollar	FACULTY FTE	NON FACULTY Dollar	NON FACULTY FTE	EMPLOYEE BENEFITS	PERSONAL SERVICE CREDITS	TOTAL PERSONAL SERVICES	TOTAL OPERATING EXPENSES	TOTAL
22-6309-2002	EN EZ1 BOR Interlocal Kimball/BannerCo	0	0.00	0	0.00	0	0	0	53,927	53,927
22-6309-2003	EN EZ1 BOR Interlocal Scotts Bluff Co	0	0.00	47,362	1.00	14,540	0	61,902	3,000	64,902
22-6309-2004	EN EZ1 BOR Interlocal Sioux Co	0	0.00	0	0.00	0	0	0	67,916	67,916
22-6309-2005	EN EZ1 BOR Interlocal Dawes Co	0	0.00	36,917	1.00	11,334	0	48,251	19,249	67,500
22-6309-2006	EN EZ1 BOR Interlocal Sheridan Co	0	0.00	14,469	0.40	4,441	0	18,910	0	18,910
22-6309-2008	EN EZ2 BOR Interlocal Boyd/Holt Co	0	0.00	37,887	1.00	11,632	0	49,519	1,055	50,574
22-6309-2009	EN EZ3 BOR Interlocal Buffalo Co	0	0.00	0	0.00	0	0	0	35,861	35,861
22-6309-2010	EN EZ4 BOR Interlocal Gosper Co	0	0.00	11,937	0.33	3,665	0	15,602	11,370	26,972
22-6309-2011	EN EZ4 BOR Interlocal Phelps Co	0	0.00	48,784	1.32	14,977	0	63,761	22,606	86,367
22-6309-2012	EN EZ5 BOR Interlocal Madison Co	0	0.00	45,606	1.00	14,001	0	59,607	0	59,607
22-6309-2013	EN EZ7 BOR Interlocal Butler Co	0	0.00	0	0.00	0	0	0	25,532	25,532
22-6309-2014	EN EZ7 BOR Interlocal Polk Co	0	0.00	20,408	0.40	6,265	0	26,673	0	26,673
22-6309-2015	EN EZ7 BOR Interlocal Seward Co	0	0.00	0	0.00	0	0	0	102,559	102,559
22-6309-2016	EN EZ8 BOR Interlocal Burt Co	0	0.00	47,654	1.00	14,631	0	62,285	0	62,285
22-6309-2017	EN EZ8 BOR Interlocal Cuming Co	0	0.00	37,509	1.00	11,516	0	49,025	1,051	50,076
22-6309-2019	EN EZ8 BOR Interlocal Saunders Co	0	0.00	37,754	1.00	11,590	0	49,344	0	49,344
22-6309-2020	EN EZ8 BOR Interlocal Washington Co	0	0.00	72,456	2.00	22,243	0	94,699	38,454	133,153
22-6309-2021	EN EZ9 BOR Interlocal Lancaster Co	0	0.00	241,755	5.50	74,218	0	315,973	0	315,973
22-6309-2022	EN EZ10 BOR Interlocal Fillmore Co	0	0.00	7,557	0.20	2,321	0	9,878	0	9,878
22-6309-2023	EN EZ11 BOR Interlocal Nemaha Co	0	0.00	36,826	1.00	11,306	0	48,132	0	48,132
22-6309-2024	EN EZ11 BOR Interlocal Richardson Co	0	0.00	38,777	1.00	11,906	0	50,683	0	50,683
22-6311-0002	Water Center Rsch Extension	0	0.00	0	0.00	0	0	0	2,000	2,000
22-6321-0001	Biological Systems Engineering-Planning	0	0.00	0	0.00	0	0	0	19,684	19,684
22-6321-0003	Biol Sys Engr-Chemigation	0	0.00	0	0.00	0	0	0	10,500	10,500
22-6321-0004	BSE Franti Ext Revolving	0	0.00	0	0.00	0	0	0	1,000	1,000
22-6321-0005	BSE Physical Groundwater Models	0	0.00	0	0.00	0	0	0	2,500	2,500
22-6321-0006	BSE Ext Woldt	0	0.00	0	0.00	0	0	0	33,000	33,000
22-6321-0010	BSE Woldt Ext Revolving	0	0.00	0	0.00	0	0	0	500	500
22-6321-0016	BSE Ext Rev Jasa	0	0.00	0	0.00	0	0	0	4,000	4,000
22-6321-0017	BSE Ext Rev Irrigation Group	0	0.00	0	0.00	0	0	0	500	500
22-6321-0018	BSE Ext Rev closeout	0	0.00	0	0.00	0	0	0	500	500
22-6321-0019	BSE Ext-Ventilation Workshops	0	0.00	0	0.00	0	0	0	5,000	5,000
22-6321-0022	BSE Ext Hay	0	0.00	0	0.00	0	0	0	100	100
22-6322-0001	Agro Ext Operating	0	0.00	0	0.00	0	0	0	58,730	58,730
22-6322-0010	Agr-Pesticide Education	0	0.00	79,913	2.10	24,533	0	104,446	229,304	333,750
22-6322-0019	UNL Marketplace-A/H Weed Guide	0	0.00	0	0.00	0	0	0	7,000	7,000
22-6322-2021	Hort Read	0	0.00	22,033	0.50	6,764	0	28,797	0	28,797
22-6322-3333	Agr/Hort Non-Budgeted Positions	35,280	0.50	0	0.00	10,831	0	46,111	21,201	67,312
22-6324-0002	AgEcon Extension Rev-Administration	949	0.01	19,534	0.30	6,288	0	26,771	120,309	147,080
22-6324-0003	Ag Economics-Farm Financial Mgmt	0	0.00	0	0.00	0	0	0	43,000	43,000
22-6324-0012	AgEcon Extension Rev-Cornhusker	0	0.00	0	0.00	0	0	0	1,000	1,000
22-6324-0013	AgEcon Extension Rev-Lubben	5,849	0.05	0	0.00	1,796	0	7,645	1,495	9,140
22-6324-0020	AgEcon Extension Rev-Jose	0	0.00	0	0.00	0	0	0	16,000	16,000
22-6324-0102	AgEcon Extension Rev-Aiken	0	0.00	0	0.00	0	0	0	2,500	2,500
22-6324-0112	AgEcon Extension Rev-Beginning Farmer	0	0.00	0	0.00	0	0	0	1,500	1,500
22-6326-0001	Animal Science Extension Activities	0	0.00	3,000	0.00	921	0	3,921	100	4,021
22-6326-0002	UNL Marketplace-Animal Science	0	0.00	0	0.00	0	0	0	150	150
22-6326-0003	ANSC EXT REV BQA Certification	0	0.00	0	0.00	0	0	0	6,000	6,000
22-6326-0004	ANSC EXT REV BQA NE Beef Council	0	0.00	0	0.00	0	0	0	100	100
22-6326-0005	ANSC EXT REV BQA NE CATTLEMEN	0	0.00	0	0.00	0	0	0	25,000	25,000
22-6326-0006	ANSC Luck 4-H	0	0.00	0	0.00	0	0	0	150	150

COST OBJECT LISTING BY SUB PROGRAM
2021-2022GENERAL OPERATING BUDGET
UNIVERSITY OF NEBRASKA - LINCOLN
INSTITUTE OF AGRICULTURE AND NATURAL RESOURCES

SUBPROGRAM #/NAME: 63 Cooperative Extension Service

IANR-State General Fund-715 Revolving/Designated

COST OBJECT		FACULTY Dollar	FACULTY FTE	NON FACULTY Dollar	NON FACULTY FTE	EMPLOYEE BENEFITS	PERSONAL SERVICE CREDITS	TOTAL PERSONAL SERVICES	TOTAL OPERATING EXPENSES	TOTAL
22-6326-0007	ANSC Clark Livestock Emergency	0	0.00	0	0.00	0	0	0	2,150	2,150
22-6327-0001	CYAF-Exten Operations	0	0.00	0	0.00	0	0	0	160	160
22-6328-0001	Entomology-Extension Operations	0	0.00	0	0.00	0	0	0	18,000	18,000
22-6328-1001	Ento Bee Research	0	0.00	0	0.00	0	0	0	38,760	38,760
22-6329-0001	4H Curriculum	36,356	0.50	104,275	2.50	43,174	0	183,805	346,941	530,746
22-6329-0002	4H Foundation Clearing	0	0.00	64,423	1.50	19,777	0	84,200	58,010	142,210
22-6329-0004	State 4H Camp	0	0.00	54,783	3.20	16,819	0	71,602	156,342	227,944
22-6329-0005	Eastern 4H Camp	0	0.00	1,017	1.70	312	0	1,329	331,293	332,622
22-6329-0007	4H Citizenship/Civic Ed	0	0.00	0	0.00	0	0	0	35,000	35,000
22-6329-0008	4H Out-of-School	0	0.00	0	0.00	0	0	0	5,000	5,000
22-6329-0009	4H Environment/Outdoor Ed	0	0.00	0	0.00	0	0	0	120,000	120,000
22-6329-0010	4H Leadership/Personal Dev	0	0.00	88,794	2.00	27,260	0	116,054	40,000	156,054
22-6329-0011	4H Science & Technology	0	0.00	0	0.00	0	0	0	20,000	20,000
22-6329-0012	4H System Management	15,649	0.20	0	0.00	4,806	0	20,455	10,000	30,455
22-6329-0013	4H State Fair	0	0.00	0	0.00	0	0	0	150,751	150,751
22-6329-0014	4H Horsemanship	0	0.00	0	0.00	0	0	0	30,000	30,000
22-6329-0015	4H Contests	0	0.00	0	0.00	0	0	0	3,000	3,000
22-6329-1131	4H Cyber Fair	0	0.00	0	0.00	0	0	0	19,501	19,501
22-6331-0003	Professional Training	9,924	0.12	0	0.00	3,046	0	12,970	33,354	46,324
22-6331-0004	FPC Serv Safe	0	0.00	34,673	1.00	10,645	0	45,318	32,792	78,110
22-6331-3333	FST-Non-Budgeted Positions (EXT)	0	0.00	20,610	0.40	6,328	0	26,938	10,000	36,938
22-6335-0011	PPath-Residual Bal-Jackson-Ziems	0	0.00	61,949	1.50	19,019	0	80,968	0	80,968
22-6336-0001	Nutr & Health Sci-Extension Revolving	63,591	1.00	1,214	0.00	19,896	0	84,701	6,491	91,192
22-6338-0002	Pegg Misc. Revolving	0	0.00	0	0.00	0	0	0	6,000	6,000
22-6338-0005	SNR - Ferraro Vehicles	0	0.00	0	0.00	0	0	0	6,000	6,000
22-6338-0008	SNR Sales Revolving	0	0.00	0	0.00	0	0	0	90,000	90,000
22-6338-0009	NMNP Revolving	0	0.00	0	0.00	0	0	0	50,381	50,381
22-6338-0012	HPRCC EXT Revolving-Mahmood	0	0.00	16,276	0.25	4,997	0	21,273	64,237	85,510
22-6338-3333	SNR Non-Budgeted Positions	16,268	0.20	0	0.00	4,994	0	21,262	88,058	109,320
22-6338-3555	SVY Non-Budgeted Positions	0	0.00	6,917	0.19	2,124	0	9,041	18,731	27,772
22-6340-0005	SE District Co Extension Offices Revolv	0	0.00	0	0.00	0	0	0	350,000	350,000
22-6341-0006	NEREC Extension Educator Revolving	0	0.00	0	0.00	0	0	0	275,000	275,000
22-6342-0001	West Central Center Exten Operations	0	0.00	0	0.00	0	0	0	157,461	157,461
22-6342-0002	West Central Cnt-Crop Testing	0	0.00	9,600	0.00	2,947	0	12,547	44,836	57,383
22-6342-0004	WCREC Ranch Practicum	0	0.00	0	0.00	0	0	0	20,624	20,624
22-6342-0006	WCREC Variety Testing	0	0.00	0	0.00	0	0	0	35,000	35,000
22-6342-0008	Mobile Training Center	0	0.00	0	0.00	0	0	0	2,000	2,000
22-6342-0010	WC-Ranch Practicum Alumni	0	0.00	0	0.00	0	0	0	5,000	5,000
22-6342-0011	WC-GSL Open House	0	0.00	0	0.00	0	0	0	10,000	10,000
22-6342-0013	WC Educators Prog Oper Zn 3-4-5-6-10 Stw	0	0.00	0	0.00	0	0	0	475,000	475,000
22-6342-1027	WCREC Interlcl-Furnas/Harlan	0	0.00	0	0.00	0	0	0	34,680	34,680
22-6342-2615	WC Beef Home Study	0	0.00	0	0.00	0	0	0	2,000	2,000
22-6343-0001	PREC- General Extension	0	0.00	0	0.00	0	0	0	3,000	3,000
22-6343-0002	Panhandle Center Extension User Fees	0	0.00	0	0.00	0	0	0	210,000	210,000
22-6343-0010	PREC Range Beef Cow Symposium	0	0.00	0	0.00	0	0	0	1,000	1,000
22-6343-0023	PH-Educ Support Fund	0	0.00	0	0.00	0	0	0	5,000	5,000
22-6343-0032	PREC-Panhandle Ag Research Tech Tour	0	0.00	0	0.00	0	0	0	3,000	3,000
22-6343-0033	PREC-Millet Symposium	0	0.00	0	0.00	0	0	0	3,000	3,000
22-6343-0040	PREC- Sidney Apartment	0	0.00	0	0.00	0	0	0	5,000	5,000
22-6343-0043	PREC-Rangeland Courses	0	0.00	0	0.00	0	0	0	2,000	2,000
22-6343-0044	Farm Sci-Ed Service Center	0	0.00	0	0.00	0	0	0	5,000	5,000

COST OBJECT LISTING BY SUB PROGRAM
2021-2022GENERAL OPERATING BUDGET
UNIVERSITY OF NEBRASKA - LINCOLN
INSTITUTE OF AGRICULTURE AND NATURAL RESOURCES

SUBPROGRAM #/NAME: 63 Cooperative Extension Service

IANR-State General Fund-715 Revolving/Designated

COST OBJECT		FACULTY Dollar	FACULTY FTE	NON FACULTY Dollar	NON FACULTY FTE	EMPLOYEE BENEFITS	PERSONAL SERVICE CREDITS	TOTAL PERSONAL SERVICES	TOTAL OPERATING EXPENSES	TOTAL
22-6343-3302	PH Women in Ag	0	0.00	38,380	1.00	11,782	0	50,162	0	50,162
22-6347-0003	Metro Dist Co Extension Offices Revolv	0	0.00	0	0.00	0	0	0	225,000	225,000
22-6361-0001	Center for Grassland Studies Ext Opers	0	0.00	0	0.00	0	0	0	16,000	16,000
22-6364-0001	NE LTAP-PY def	0	0.00	272,265	5.00	83,585	0	355,850	343,882	699,732
22-6370-0001	ENREC/Admin Ext Gen Rev Operations	0	0.00	0	0.00	0	0	0	65,000	65,000
22-6370-0013	EN Educators Prog Oper 7-8-9-11-Stwide	0	0.00	0	0.00	0	0	0	625,000	625,000
22-6370-0031	EN SC Mobile Beef Lab (N.Haman)	0	0.00	0	0.00	0	0	0	4,200	4,200
22-6370-0032	EN SC Mobile Science Lab (N.Haman)	0	0.00	0	0.00	0	0	0	3,000	3,000
22-6370-0033	EN SC Nebr On-Farm Research Network	0	0.00	0	0.00	0	0	0	8,430	8,430
22-6370-2809	EN EZ8 Crop Mgmt Diagnostic Clinics	0	0.00	46,987	1.00	14,424	0	61,411	12,927	74,338
22-6370-3329	EN CoParenting Successful Kids (CPSK)	35,854	0.50	30,693	0.80	20,431	0	86,978	115,360	202,338
	TOTAL	**219,720**	**3.08**	**1,798,963**	**45.09**	**619,742**	**0**	**2,638,425**	**5,963,755**	**8,602,180**

UNL-Federal Advance-717 Federal/Restricted

COST OBJECT		FACULTY Dollar	FACULTY FTE	NON FACULTY Dollar	NON FACULTY FTE	EMPLOYEE BENEFITS	PERSONAL SERVICE CREDITS	TOTAL PERSONAL SERVICES	TOTAL OPERATING EXPENSES	TOTAL
25-6309-0004121	EFNEP Hall/Adams	26,509	0.35	100,814	2.50	33,358	0	160,681	0	160,681
25-6309-0004221	EFNEP Lancaster	63,580	1.00	52,875	1.40	30,510	0	146,965	0	146,965
25-6309-0004321	EFNEP Nutritional Sciences	48,565	0.60	9,329	0.27	15,169	0	73,063	0	73,063
25-6309-0004421	EFNEP Douglas	0	0.00	85,729	2.00	22,462	0	108,191	0	108,191
25-6309-0004621	EFNEP Dawson	0	0.00	43,774	1.00	11,468	0	55,242	0	55,242
25-6309-0061221	SN Disaster Management Coordinator	30,088	0.45	0	0.00	7,882	0	37,970	0	37,970
25-6309-0063301	EIPM Agro Western NE	0	0.00	49,963	1.00	13,091	0	63,054	0	63,054
25-6309-0065221	SL Raising Nebraska Ext Asst	0	0.00	40,707	1.00	10,665	0	51,372	0	51,372
25-6309-0067221	SL Assoc Educator - Mueller	33,430	0.50	50,168	0.95	21,903	0	105,501	0	105,501
25-6312-0002219	SL Community Vitality-RFI	0	0.00	31,238	0.25	8,184	0	39,422	0	39,422
25-6321-0398001	NIFA NE AgrAbility 2018-2022	5,750	0.05	0	0.00	1,507	0	7,257	0	7,257
25-6321-0449001	NIFA Reduce Field Workr Expos Pesticides	0	0.00	96,750	2.00	25,349	0	122,099	0	122,099
25-6322-0665221	SL Invasive Weeds Ext Educator	67,121	1.00	0	0.00	17,586	0	84,707	0	84,707
25-6322-0769221	SL State Master Gardener	63,385	1.00	0	0.00	16,607	0	79,992	0	79,992
25-6324-0187002	NCERMEC Admin	0	0.00	54,920	1.00	14,389	0	69,309	0	69,309
25-6324-0202001	USDA RD Develop Economic Improvements	12,799	0.19	0	0.00	3,353	0	16,152	0	16,152
25-6328-0300001	USDA NIFA Beginning Beekeeping Farmers	0	0.00	39,248	1.00	10,282	0	49,530	0	49,530
25-6329-0058221	SL 4-H Program Management	0	0.00	36,425	1.00	9,543	0	45,968	0	45,968
25-6342-0347001	USDA NRCS CIG Water Conservation Technol	0	0.00	102,504	2.00	26,856	0	129,360	0	129,360
25-6343-0421221	SL PREC Water Management Project	67,467	1.00	0	0.00	17,676	0	85,143	0	85,143
25-6343-0465221	SL Agriculture Systems Economist-PREC	77,183	1.00	0	0.00	20,222	0	97,405	0	97,405
25-6343-0564001	USDA Grazing Land Monit/Eval Coop	0	0.00	43,559	1.00	11,413	0	54,972	0	54,972
25-6370-0016001	USDA NRCS Promote Adoption of Innovating	0	0.00	82,986	2.00	21,742	0	104,728	0	104,728
25-6370-0021221	SL Agriculture Systems Economists-ENREC	72,268	1.00	0	0.00	18,934	0	91,202	0	91,202
	TOTAL	**568,145**	**8.14**	**920,989**	**20.37**	**390,151**	**0**	**1,879,285**	**0**	**1,879,285**

UNL-Trust-Grant/Cont/Loan/End-718 Trust/Restricted

COST OBJECT		FACULTY Dollar	FACULTY FTE	NON FACULTY Dollar	NON FACULTY FTE	EMPLOYEE BENEFITS	PERSONAL SERVICE CREDITS	TOTAL PERSONAL SERVICES	TOTAL OPERATING EXPENSES	TOTAL
26-6321-0407001	NET Watershed Science Ed Delivery	47,864	0.70	0	0.00	10,003	0	57,867	0	57,867
26-6321-0426001	NDA Data Productivity Economic Return	0	0.00	21,230	0.50	4,437	0	25,667	0	25,667
26-6322-1026001	CPNRD Managing Irrigation Systems	0	0.00	50,639	1.00	10,584	0	61,223	0	61,223
26-6336-0135001	IPAS NE HHS SNAP-ED Personnel	248,646	3.55	396,747	9.40	134,887	0	780,280	0	780,280
26-6338-0842003	NDEQ Water Quality Liaison II-yr 3	31,940	0.50	0	0.00	6,675	0	38,615	0	38,615

COST OBJECT LISTING BY SUB PROGRAM
2021-2022GENERAL OPERATING BUDGET
UNIVERSITY OF NEBRASKA - LINCOLN
INSTITUTE OF AGRICULTURE AND NATURAL RESOURCES

SUBPROGRAM #/NAME: 63 Cooperative Extension Service

UNL-Trust-Grant/Cont/Loan/End-718 Trust/Restricted

COST OBJECT		FACULTY Dollar	FACULTY FTE	NON FACULTY Dollar	NON FACULTY FTE	EMPLOYEE BENEFITS	PERSONAL SERVICE CREDITS	TOTAL PERSONAL SERVICES	TOTAL OPERATING EXPENSES	TOTAL
26-6341-0253001	NE Children Rural ELO Specialist	64,740	1.00	0	0.00	13,530	0	78,270	0	78,270
26-6341-0261001	NRD Bazile Extension Educator MOU	43,875	0.75	0	0.00	9,170	0	53,045	0	53,045
27-6313-0002001	Sci Lit Farm Credit Services	0	0.00	50,015	1.00	10,454	0	60,469	0	60,469
27-6320-0025001	NE Human Resources Research Fdn	0	0.00	50,369	0.50	10,528	0	60,897	0	60,897
	TOTAL	**437,065**	**6.50**	**569,000**	**12.40**	**210,268**	**0**	**1,216,333**	**0**	**1,216,333**

UNL-Auxiliary-719 Auxiliaries & Services/Restricted

COST OBJECT		FACULTY Dollar	FACULTY FTE	NON FACULTY Dollar	NON FACULTY FTE	EMPLOYEE BENEFITS	PERSONAL SERVICE CREDITS	TOTAL PERSONAL SERVICES	TOTAL OPERATING EXPENSES	TOTAL
23-6322-0005	Agro Crop Protection	0	0.00	0	0.00	0	0	0	90,000	90,000
23-6322-0011	Agro Ogg Fee for Services	0	0.00	0	0.00	0	0	0	78,074	78,074
23-6324-0001	AgEcon Extension Aux-Nebr Farm Bus. Inc	0	0.00	39,793	0.75	11,859	0	51,652	24,891	76,543
23-6324-0002	AgEcon-Buy Fresh Buy Local	0	0.00	50,340	1.25	15,001	0	65,341	20,565	85,906
23-6335-0002	Plant Path Pest Diag	0	0.00	1,563	0.00	466	0	2,029	6,500	8,529
23-6343-0001	PREC Aux-Elliott Bldg	0	0.00	28,972	1.00	8,633	0	37,605	30,000	67,605
23-6343-0003	PREC High Plains Ranch Practicum	0	0.00	0	0.00	0	0	0	4,000	4,000
23-6343-0005	Plant Pathology Auxiliary Services	0	0.00	0	0.00	0	0	0	5,000	5,000
23-6343-0006	State of Beef Conference	0	0.00	0	0.00	0	0	0	20,000	20,000
	TOTAL	**0**	**0.00**	**120,668**	**3.00**	**35,959**	**0**	**156,627**	**279,030**	**435,657**
	SUB PROGRAM TOTAL	**15,577,704**	**230**	**8,700,416**	**157**	**8,082,742**	**0**	**32,360,862**	**7,796,053**	**40,156,915**

SUBPROGRAM #/NAME: 64 NE Innovation Campus

IANR-State General Fund-715 State & University Generated/Unrestricted

COST OBJECT		FACULTY Dollar	FACULTY FTE	NON FACULTY Dollar	NON FACULTY FTE	EMPLOYEE BENEFITS	PERSONAL SERVICE CREDITS	TOTAL PERSONAL SERVICES	TOTAL OPERATING EXPENSES	TOTAL
21-6403-0001	GIC Operating	0	0.00	145,802	2.00	42,283	0	188,085	0	188,085
	TOTAL	**0**	**0.00**	**145,802**	**2.00**	**42,283**	**0**	**188,085**	**0**	**188,085**

IANR-State General Fund-715 Revolving/Designated

COST OBJECT		FACULTY Dollar	FACULTY FTE	NON FACULTY Dollar	NON FACULTY FTE	EMPLOYEE BENEFITS	PERSONAL SERVICE CREDITS	TOTAL PERSONAL SERVICES	TOTAL OPERATING EXPENSES	TOTAL
22-6403-0003	GIC Phenotyping Srv Cnt	0	0.00	41,340	1.00	12,691	0	54,031	0	54,031
	TOTAL	**0**	**0.00**	**41,340**	**1.00**	**12,691**	**0**	**54,031**	**0**	**54,031**
	SUB PROGRAM TOTAL	**0**	**0**	**187,142**	**3**	**54,974**	**0**	**242,116**	**0**	**242,116**

SUBPROGRAM #/NAME: 65 Nebraska Forest Service

IANR-State General Fund-715 State & University Generated/Unrestricted

COST OBJECT		FACULTY Dollar	FACULTY FTE	NON FACULTY Dollar	NON FACULTY FTE	EMPLOYEE BENEFITS	PERSONAL SERVICE CREDITS	TOTAL PERSONAL SERVICES	TOTAL OPERATING EXPENSES	TOTAL
21-6553-0001	Nebr Forest Service - Operating	524,970	6.32	889,273	16.25	410,130	0	1,824,373	1,100,740	2,925,113
	TOTAL	**524,970**	**6.32**	**889,273**	**16.25**	**410,130**	**0**	**1,824,373**	**1,100,740**	**2,925,113**

IANR-State General Fund-715 Revolving/Designated

COST OBJECT		FACULTY Dollar	FACULTY FTE	NON FACULTY Dollar	NON FACULTY FTE	EMPLOYEE BENEFITS	PERSONAL SERVICE CREDITS	TOTAL PERSONAL SERVICES	TOTAL OPERATING EXPENSES	TOTAL

COST OBJECT LISTING BY SUB PROGRAM
2021-2022GENERAL OPERATING BUDGET
UNIVERSITY OF NEBRASKA - LINCOLN
INSTITUTE OF AGRICULTURE AND NATURAL RESOURCES

SUBPROGRAM #/NAME: 65 Nebraska Forest Service

IANR-State General Fund-715 Revolving/Designated

COST OBJECT		FACULTY Dollar	FACULTY FTE	NON FACULTY Dollar	NON FACULTY FTE	EMPLOYEE BENEFITS	PERSONAL SERVICE CREDITS	TOTAL PERSONAL SERVICES	TOTAL OPERATING EXPENSES	TOTAL
22-6553-0001	NFS-Misc Revolving	0	0.00	0	0.00	0	0	0	1,000	1,000
22-6553-0002	Spec Forest Projects/Con Ed Books	0	0.00	0	0.00	0	0	0	6,000	6,000
22-6553-0003	NFS-Horning Farm	0	0.00	0	0.00	0	0	0	20,000	20,000
22-6553-0004	NFS-Smokey Materials	0	0.00	0	0.00	0	0	0	10,000	10,000
22-6553-0006	NFS-Vehicles	0	0.00	0	0.00	0	0	0	35,000	35,000
22-6553-0007	NFS-Wildland Fire Dispatch	0	0.00	0	0.00	0	0	0	20,000	20,000
	TOTAL	**0**	**0.00**	**0**	**0.00**	**0**	**0**	**0**	**92,000**	**92,000**

UNL-Federal Advance-717 Federal/Restricted

COST OBJECT		FACULTY Dollar	FACULTY FTE	NON FACULTY Dollar	NON FACULTY FTE	EMPLOYEE BENEFITS	PERSONAL SERVICE CREDITS	TOTAL PERSONAL SERVICES	TOTAL OPERATING EXPENSES	TOTAL
25-6553-0001001	FS Cooperative Forestry Programs	117,152	1.48	941,349	17.85	277,328	0	1,335,829	0	1,335,829
25-6553-0079001	NRCS Agroforestry Technical Assistance	65,914	1.00	0	0.00	17,270	0	83,184	0	83,184
	TOTAL	**183,066**	**2.48**	**941,349**	**17.85**	**294,598**	**0**	**1,419,013**	**0**	**1,419,013**

UNL-Trust-Grant/Cont/Loan/End-718 Trust/Restricted

COST OBJECT		FACULTY Dollar	FACULTY FTE	NON FACULTY Dollar	NON FACULTY FTE	EMPLOYEE BENEFITS	PERSONAL SERVICE CREDITS	TOTAL PERSONAL SERVICES	TOTAL OPERATING EXPENSES	TOTAL
26-6553-0001001	Lower Platte South Nrd	0	0.00	23,012	0.40	4,810	0	27,822	0	27,822
26-6553-0002001	Lower Loup Nrd	26,477	0.32	0	0.00	5,533	0	32,010	0	32,010
26-6553-0067001	OSU Expand Hazelnut Product	0	0.00	75,030	2.00	15,681	0	90,711	0	90,711
	TOTAL	**26,477**	**0.32**	**98,042**	**2.40**	**26,024**	**0**	**150,543**	**0**	**150,543**

UNL-Auxiliary-719 Auxiliaries & Services/Restricted

COST OBJECT		FACULTY Dollar	FACULTY FTE	NON FACULTY Dollar	NON FACULTY FTE	EMPLOYEE BENEFITS	PERSONAL SERVICE CREDITS	TOTAL PERSONAL SERVICES	TOTAL OPERATING EXPENSES	TOTAL
23-6553-0002	Nebr Forest Service Fire Shop	0	0.00	18,861	0.50	5,620	0	24,481	71,812	96,293
23-6553-0003	NFS-Wildland Fire Academy	0	0.00	0	0.00	0	0	0	20,000	20,000
	TOTAL	**0**	**0.00**	**18,861**	**0.50**	**5,620**	**0**	**24,481**	**91,812**	**116,293**
	SUB PROGRAM TOTAL	**734,513**	**9**	**1,947,525**	**37**	**736,372**	**0**	**3,418,410**	**1,284,552**	**4,702,962**

SUBPROGRAM #/NAME: 66 Other IANR

IANR-State General Fund-715 State & University Generated/Unrestricted

COST OBJECT		FACULTY Dollar	FACULTY FTE	NON FACULTY Dollar	NON FACULTY FTE	EMPLOYEE BENEFITS	PERSONAL SERVICE CREDITS	TOTAL PERSONAL SERVICES	TOTAL OPERATING EXPENSES	TOTAL
21-6601-0001	IANR VC-General Operating	0	0.00	1,271,769	8.00	368,813	0	1,640,582	38,929	1,679,511
21-6601-0002	IANR VC-Institute Wide Activities	0	0.00	500,557	6.00	145,162	0	645,719	220,613	866,332
21-6601-0003	IANR Communications	0	0.00	0	0.00	0	0	0	8,150	8,150
21-6601-0004	IANR VC-External Organizations	0	0.00	0	0.00	0	0	0	9,000	9,000
21-6601-0005	IANR VC-Farm Foundation	0	0.00	0	0.00	0	0	0	5,000	5,000
21-6601-0006	IANR Events Management	0	0.00	0	0.00	0	0	0	29,000	29,000
21-6601-0007	IANR VC-Professorships	30,000	0.00	0	0.00	8,700	0	38,700	0	38,700
21-6601-0010	IANR VC-Faculty Activites	0	0.00	0	0.00	0	0	0	10,270	10,270
21-6603-0001	IANR-Utilities	0	0.00	0	0.00	0	0	0	1,722,168	1,722,168
21-6603-0003	IANR Self Insurance	0	0.00	0	0.00	0	0	0	685,167	685,167
21-6603-0008	IANR Prof Developement Fund	0	0.00	0	0.00	0	0	0	117,404	117,404
21-6616-0001	IANR Finance And Personnel	0	0.00	1,204,298	14.20	349,247	0	1,553,545	21,889	1,575,434

COST OBJECT LISTING BY SUB PROGRAM
2021-2022GENERAL OPERATING BUDGET
UNIVERSITY OF NEBRASKA - LINCOLN
INSTITUTE OF AGRICULTURE AND NATURAL RESOURCES

SUBPROGRAM #/NAME: 66 Other IANR

IANR-State General Fund-715 State & University Generated/Unrestricted

COST OBJECT		FACULTY Dollar	FACULTY FTE	NON FACULTY Dollar	NON FACULTY FTE	EMPLOYEE BENEFITS	PERSONAL SERVICE CREDITS	TOTAL PERSONAL SERVICES	TOTAL OPERATING EXPENSES	TOTAL
21-6616-0002	IANR F&P-Talent Mgm	0	0.00	168,022	3.00	48,728	0	216,750	0	216,750
21-6616-0003	IANR F&P-Business Operations	-156,543	0.00	-82,512	0.00	-69,321	0	-308,376	116,927	-191,449
21-6617-0001	Filley Hall Business Center	0	0.00	330,123	6.74	95,737	0	425,860	5,110	430,970
21-6617-0002	Natural Resources Business Center	0	0.00	231,747	4.80	67,207	0	298,954	62,743	361,697
21-6617-0003	Beadle Business Center	0	0.00	245,338	4.72	71,151	0	316,489	27,137	343,626
21-6617-0004	AEM Business Center	0	0.00	349,473	6.67	101,347	0	450,820	0	450,820
21-6617-0005	AVE Business Center	0	0.00	448,297	8.25	130,007	0	578,304	0	578,304
21-6617-0006	HAPPI Business Center	0	0.00	359,921	7.28	104,378	0	464,299	0	464,299
21-6617-0007	NE Innov Campus (NIC) Business Center	0	0.00	211,045	4.00	61,203	0	272,248	0	272,248
21-6617-0008	Greater NE Business Center	0	0.00	876,134	18.40	254,079	0	1,130,213	0	1,130,213
21-6633-0001	Nebraska LEAD Program	0	0.00	133,878	1.00	38,825	0	172,703	0	172,703
21-6649-0001	EMED-Program Resources	0	0.00	957,329	15.96	277,626	0	1,234,955	137,970	1,372,925
21-6699-0001	Budget Adjustment Permanent Bud Adjust	916,168	36.93	805,130	0.60	-1,346,853	0	374,445	0	374,445
21-6699-0004	Budget Adjustment Sub Prog Alloc Bal Fw	5,150,381	0.00	0	0.00	1,493,610	0	6,643,991	0	6,643,991
	TOTAL	**5,940,006**	**36.93**	**8,010,549**	**109.62**	**2,199,646**	**0**	**16,150,201**	**3,217,477**	**19,367,678**

IANR-State General Fund-715 Revolving/Designated

COST OBJECT		FACULTY Dollar	FACULTY FTE	NON FACULTY Dollar	NON FACULTY FTE	EMPLOYEE BENEFITS	PERSONAL SERVICE CREDITS	TOTAL PERSONAL SERVICES	TOTAL OPERATING EXPENSES	TOTAL
22-6603-0001	IANR VC-General Activites	0	0.00	0	0.00	0	0	0	-22,425,190	-22,425,190
22-6603-0005	IANR Unit Admin Dev	0	0.00	0	0.00	0	0	0	15,000	15,000
22-6603-0006	IANR General Operating	0	0.00	0	0.00	0	0	0	75,000	75,000
22-6616-0001	IANR F&P Operations	0	0.00	0	0.00	0	0	0	36,000	36,000
22-6617-0003	Beadle Bus Cntr-Receiving Stock Room	0	0.00	5,094	0.12	1,563	0	6,657	0	6,657
22-6617-3337	NIC BC-Non Budgeted Positions	0	0.00	42,373	1.00	13,009	0	55,382	846	56,228
22-6638-0001	Nebraska Statewide Arboretum General	0	0.00	254,430	5.00	78,110	0	332,540	70,794	403,334
22-6649-0001	EMED Service Center	0	0.00	25,440	1.75	7,810	0	33,250	1,635,819	1,669,069
22-6649-1110	EMED SC-Administrative	0	0.00	45,704	1.00	14,031	0	59,735	54,876	114,611
22-6649-1130	EMED SC-Electronic Media	0	0.00	44,528	1.00	13,671	0	58,199	59,836	118,035
22-6656-0004	Bldg Repr & Maint-Def Maint	0	0.00	0	0.00	0	0	0	1,400,000	1,400,000
	TOTAL	**0**	**0.00**	**417,569**	**9.87**	**128,194**	**0**	**545,763**	**-19,077,019**	**-18,531,256**

IANR-State General Fund-715 Cash & Student Contracts/Designated

COST OBJECT		FACULTY Dollar	FACULTY FTE	NON FACULTY Dollar	NON FACULTY FTE	EMPLOYEE BENEFITS	PERSONAL SERVICE CREDITS	TOTAL PERSONAL SERVICES	TOTAL OPERATING EXPENSES	TOTAL
21-6699-4007	Budget Adjustment Unalloc F&A	0	0.00	0	0.00	0	0	0	1,600,000	1,600,000
	TOTAL	**0**	**0.00**	**0**	**0.00**	**0**	**0**	**0**	**1,600,000**	**1,600,000**

UNL-Trust-Grant/Cont/Loan/End-718 Trust/Restricted

COST OBJECT		FACULTY Dollar	FACULTY FTE	NON FACULTY Dollar	NON FACULTY FTE	EMPLOYEE BENEFITS	PERSONAL SERVICE CREDITS	TOTAL PERSONAL SERVICES	TOTAL OPERATING EXPENSES	TOTAL
26-6601-0010001	UNL RICA	97,344	1.00	0	0.00	20,344	0	117,688	0	117,688
26-6601-0011001	UNL RICA-OPEX	0	0.00	50,979	1.00	10,654	0	61,633	0	61,633
27-6601-0001002	Harlan Vice Chancellorship	15,225	0.00	0	0.00	3,182	0	18,407	0	18,407
27-6601-0013001	IANR VC Life Sciences-Larkins	50,000	0.00	0	0.00	10,450	0	60,450	0	60,450
27-6633-0001001	Nebr Leadership Training	0	0.00	44,311	1.00	9,261	0	53,572	0	53,572
	TOTAL	**162,569**	**1.00**	**95,290**	**2.00**	**53,891**	**0**	**311,750**	**0**	**311,750**

COST OBJECT LISTING BY SUB PROGRAM
2021-2022GENERAL OPERATING BUDGET
UNIVERSITY OF NEBRASKA - LINCOLN
INSTITUTE OF AGRICULTURE AND NATURAL RESOURCES

SUBPROGRAM #/NAME: 66 Other IANR

UNL-Auxiliary-719 Auxiliaries & Services/Restricted

COST OBJECT		FACULTY Dollar	FACULTY FTE	NON FACULTY Dollar	NON FACULTY FTE	EMPLOYEE BENEFITS	PERSONAL SERVICE CREDITS	TOTAL PERSONAL SERVICES	TOTAL OPERATING EXPENSES	TOTAL
23-6621-0001	BSE Tractor Test Lab	83,408	0.50	278,229	4.50	107,768	0	469,405	328,630	798,035
23-6621-0002	BSE TTL ROPS Testing	0	0.00	0	0.00	0	0	0	35,000	35,000
23-6621-0003	BSE TTL OECD Translations	0	0.00	0	0.00	0	0	0	1,000	1,000
23-6621-0004	BSE TTL Publications	0	0.00	0	0.00	0	0	0	500	500
23-6621-0005	BSE TTL ISOBUS	0	0.00	0	0.00	0	0	0	25,000	25,000
23-6621-0006	BSE Non Tractor Test	0	0.00	0	0.00	0	0	0	25,000	25,000
23-6697-0001	Agricultural Clearing Finance Office	-93,213	0.00	0	0.00	-27,775	0	-120,988	-454,792	-575,780
	TOTAL	**-9,805**	**0.50**	**278,229**	**4.50**	**79,993**	**0**	**348,417**	**-39,662**	**308,755**
	SUB PROGRAM TOTAL	**6,092,770**	**38**	**8,801,637**	**126**	**2,461,724**	**0**	**17,356,131**	**-14,299,204**	**3,056,927**

SUBPROGRAM #/NAME: 68 IANR International Programs

IANR-State General Fund-715 State & University Generated/Unrestricted

COST OBJECT		FACULTY Dollar	FACULTY FTE	NON FACULTY Dollar	NON FACULTY FTE	EMPLOYEE BENEFITS	PERSONAL SERVICE CREDITS	TOTAL PERSONAL SERVICES	TOTAL OPERATING EXPENSES	TOTAL
21-6810-0001	Global Engagement	0	0.00	189,265	2.00	54,887	0	244,152	72,790	316,942
21-6812-0001	Rural Futures Institute	0	0.00	434,138	6.75	125,900	0	560,038	324,800	884,838
21-6813-0001	Manufacturing Ext Partnership	0	0.00	51,664	0.42	14,983	0	66,647	0	66,647
	TOTAL	**0**	**0.00**	**675,067**	**9.17**	**195,770**	**0**	**870,837**	**397,590**	**1,268,427**

IANR-State General Fund-715 Revolving/Designated

COST OBJECT		FACULTY Dollar	FACULTY FTE	NON FACULTY Dollar	NON FACULTY FTE	EMPLOYEE BENEFITS	PERSONAL SERVICE CREDITS	TOTAL PERSONAL SERVICES	TOTAL OPERATING EXPENSES	TOTAL
22-6813-0002	MEP-RVLG (PERM HOLD)	0	0.00	486,320	6.08	149,299	0	635,619	8,498	644,117
	TOTAL	**0**	**0.00**	**486,320**	**6.08**	**149,299**	**0**	**635,619**	**8,498**	**644,117**

UNL-Trust-Grant/Cont/Loan/End-718 Trust/Restricted

COST OBJECT		FACULTY Dollar	FACULTY FTE	NON FACULTY Dollar	NON FACULTY FTE	EMPLOYEE BENEFITS	PERSONAL SERVICE CREDITS	TOTAL PERSONAL SERVICES	TOTAL OPERATING EXPENSES	TOTAL
26-6811-0001001	WFI Daugherty Water for Food Instituite	0	0.00	792,372	4.50	165,606	0	957,978	0	957,978
26-6811-0001002	WFI Education & Outreach	0	0.00	99,404	2.00	20,775	0	120,179	0	120,179
26-6811-0001005	WFI Scientific & Policy Research	39,718	0.50	224,662	3.75	55,255	0	319,635	0	319,635
26-6811-0002001	Water for Food Instituite	45,000	0.00	0	0.00	9,405	0	54,405	0	54,405
27-6815-0001001	Yeutter Institute	60,717	0.70	132,111	1.80	40,301	0	233,129	0	233,129
	TOTAL	**145,435**	**1.20**	**1,248,549**	**12.05**	**291,342**	**0**	**1,685,326**	**0**	**1,685,326**
	SUB PROGRAM TOTAL	**145,435**	**1**	**2,409,936**	**27**	**636,411**	**0**	**3,191,782**	**406,088**	**3,597,870**

SUBPROGRAM #/NAME: 74 Agency Funds

UNL-Federal Advance-717 Federal/Restricted

COST OBJECT		FACULTY Dollar	FACULTY FTE	NON FACULTY Dollar	NON FACULTY FTE	EMPLOYEE BENEFITS	PERSONAL SERVICE CREDITS	TOTAL PERSONAL SERVICES	TOTAL OPERATING EXPENSES	TOTAL
25-7408-0001001	ARS RLH MARC	0	0.00	0	0.00	0	0	0	4,500	4,500
25-7408-0002001	RLH MARC-Resale & Reuse	0	0.00	0	0.00	0	0	0	788,163	788,163
	TOTAL	**0**	**0.00**	**0**	**0.00**	**0**	**0**	**0**	**792,663**	**792,663**

COST OBJECT LISTING BY SUB PROGRAM
2021-2022GENERAL OPERATING BUDGET
UNIVERSITY OF NEBRASKA - LINCOLN
INSTITUTE OF AGRICULTURE AND NATURAL RESOURCES

SUB PROGRAM TOTAL		**0**	**0**	**0**	**0**	**0**	**0**	**0**	**792,663**	**792,663**

SUBPROGRAM #/NAME: 98 Company Balance Sheets

UNL-Federal Letter of Credit-716 Federal/Restricted

COST OBJECT		FACULTY Dollar	FACULTY FTE	NON FACULTY Dollar	NON FACULTY FTE	EMPLOYEE BENEFITS	PERSONAL SERVICE CREDITS	TOTAL PERSONAL SERVICES	TOTAL OPERATING EXPENSES	TOTAL
24-9879-0020	IANR Budget Adjustments	405,734	0.00	0	0.00	106,303	0	512,037	3,851,268	4,363,305
	TOTAL	**405,734**	**0.00**	**0**	**0.00**	**106,303**	**0**	**512,037**	**3,851,268**	**4,363,305**

UNL-Federal Advance-717 Federal/Restricted

COST OBJECT		FACULTY Dollar	FACULTY FTE	NON FACULTY Dollar	NON FACULTY FTE	EMPLOYEE BENEFITS	PERSONAL SERVICE CREDITS	TOTAL PERSONAL SERVICES	TOTAL OPERATING EXPENSES	TOTAL
25-9879-0020	IANR Budget Adjustments	1,039,306	0.00	0	0.00	272,299	0	1,311,605	27,706,221	29,017,826
25-9879-7410	IANR Budget Adjustments-Agency	0	0.00	0	0.00	0	0	0	566,048	566,048
	TOTAL	**1,039,306**	**0.00**	**0**	**0.00**	**272,299**	**0**	**1,311,605**	**28,272,269**	**29,583,874**

UNL-Trust-Grant/Cont/Loan/End-718 Trust/Restricted

COST OBJECT		FACULTY Dollar	FACULTY FTE	NON FACULTY Dollar	NON FACULTY FTE	EMPLOYEE BENEFITS	PERSONAL SERVICE CREDITS	TOTAL PERSONAL SERVICES	TOTAL OPERATING EXPENSES	TOTAL
26-9879-0020	IANR Budget Adjustments	2,704,796	0.00	0	0.00	565,303	0	3,270,099	11,563,767	14,833,866
27-9879-0020	IANR Budget Adjustments	601,362	0.00	0	0.00	125,684	0	727,046	11,094,619	11,821,665
	TOTAL	**3,306,158**	**0.00**	**0**	**0.00**	**690,987**	**0**	**3,997,145**	**22,658,386**	**26,655,531**
	SUB PROGRAM TOTAL	**4,751,198**	**0**	**0**	**0**	**1,069,589**	**0**	**5,820,787**	**54,781,923**	**60,602,710**

COST OBJECT LISTING BY SUB PROGRAM
2021-2022GENERAL OPERATING BUDGET
NEBRASKA COLLEGE OF TECHNICAL AGRICULTURE

SUBPROGRAM #/NAME: 67 Nebraska College of Technical Agriculture

NCTA-State General Fund-713 State & University Generated/Unrestricted

COST OBJECT		FACULTY Dollar	FACULTY FTE	NON FACULTY Dollar	NON FACULTY FTE	EMPLOYEE BENEFITS	PERSONAL SERVICE CREDITS	TOTAL PERSONAL SERVICES	TOTAL OPERATING EXPENSES	TOTAL
21-6730-0010	Admin-Dean Operations	0	0.00	423,921	4.00	128,448	0	552,369	0	552,369
21-6730-0020	Admin-Business Operations	0	0.00	119,553	2.20	36,226	0	155,779	33,322	189,101
21-6730-0030	Admin-Overhead	0	0.00	0	0.00	0	0	0	20,755	20,755
21-6730-0301	Admin-Utilities	0	0.00	0	0.00	0	0	0	520,229	520,229
21-6740-0010	Instruction	1,144,789	14.50	116,276	2.70	382,103	0	1,643,168	0	1,643,168
21-6750-0010	Student Services	0	0.00	349,221	7.80	105,813	0	455,034	0	455,034
21-6760-0010	Fac Operations	0	0.00	76,157	1.90	23,075	0	99,232	0	99,232
21-6760-0011	Fac Oper-Custodial	0	0.00	149,886	4.50	45,414	0	195,300	0	195,300
21-6770-0010	Experiential Learning Operations	0	0.00	24,747	0.50	7,499	0	32,246	0	32,246
21-6799-0001	Budget Adjustment Permanent Bdgt Adj	394,525	2.52	54,162	0.00	87,844	0	536,531	376,986	913,517
	TOTAL	**1,539,314**	**17.02**	**1,313,923**	**23.60**	**816,422**	**0**	**3,669,659**	**951,292**	**4,620,951**

NCTA-State General Fund-713 Revolving/Designated

COST OBJECT		FACULTY Dollar	FACULTY FTE	NON FACULTY Dollar	NON FACULTY FTE	EMPLOYEE BENEFITS	PERSONAL SERVICE CREDITS	TOTAL PERSONAL SERVICES	TOTAL OPERATING EXPENSES	TOTAL
22-6730-0011	Admin-Student Fees	0	0.00	0	0.00	0	0	0	11,536	11,536
22-6730-0020	Admin-Business Operations	0	0.00	0	0.00	0	0	0	2,500	2,500
22-6730-0030	Admin-General Institution	0	0.00	0	0.00	0	0	0	5,000	5,000
22-6730-0031	Admin-Transportation Activities	0	0.00	0	0.00	0	0	0	10,000	10,000
22-6730-0040	Admin-Information Systems	0	0.00	0	0.00	0	0	0	5,000	5,000
22-6740-0010	Instr-Agribusiness Mgm	0	0.00	0	0.00	0	0	0	3,300	3,300
22-6740-0020	Instr-Ag Production	0	0.00	0	0.00	0	0	0	20,000	20,000
22-6740-0030	Instr-Vet Technology	0	0.00	0	0.00	0	0	0	1,000	1,000
22-6740-0040	Instr-Agronomy	0	0.00	0	0.00	0	0	0	2,500	2,500
22-6740-0050	Instr-General Ed	0	0.00	0	0.00	0	0	0	2,500	2,500
22-6750-0010	Student Services	0	0.00	0	0.00	0	0	0	7,500	7,500
22-6750-0011	Student Activities	0	0.00	0	0.00	0	0	0	10,020	10,020
22-6750-0020	Stdt Srv-Library	0	0.00	0	0.00	0	0	0	2,500	2,500
22-6760-0010	Fac Operations	0	0.00	0	0.00	0	0	0	2,500	2,500
22-6770-0010	Integrated Farm Operations	0	0.00	4,341	0.00	177	0	4,518	559,626	564,144
	TOTAL	**0**	**0.00**	**4,341**	**0.00**	**177**	**0**	**4,518**	**645,482**	**650,000**

UNL-Auxiliary-719 Auxiliaries & Services/Restricted

COST OBJECT		FACULTY Dollar	FACULTY FTE	NON FACULTY Dollar	NON FACULTY FTE	EMPLOYEE BENEFITS	PERSONAL SERVICE CREDITS	TOTAL PERSONAL SERVICES	TOTAL OPERATING EXPENSES	TOTAL
23-6730-0020	Admin-Bookstore Operations	0	0.00	0	0.00	0	0	0	77,813	77,813
23-6730-0021	Admin-Food Srv Operations	0	0.00	121,538	3.50	39,596	0	161,134	151,121	312,255
23-6730-0022	Admin-Dorm Operations	0	0.00	154,696	4.73	50,399	0	205,095	376,274	581,369
23-6730-0023	Admin-Dorm Improvements	0	0.00	0	0.00	0	0	0	327,233	327,233
23-6730-0025	Admin-Student Union	0	0.00	29,785	0.90	9,704	0	39,489	53,488	92,977
23-6760-0011	Parking Operations	0	0.00	4,415	0.10	1,438	0	5,853	2,500	8,353
	TOTAL	**0**	**0.00**	**310,434**	**9.23**	**101,137**	**0**	**411,571**	**988,429**	**1,400,000**
	SUB PROGRAM TOTAL	**1,539,314**	**17**	**1,628,698**	**33**	**917,736**	**0**	**4,085,748**	**2,585,203**	**6,670,951**

COST OBJECT LISTING BY SUB PROGRAM
2021-2022GENERAL OPERATING BUDGET
UNIVERSITY OF NEBRASKA MEDICAL CENTER

SUBPROGRAM #/NAME: 01 Academics Affairs

UNMC-State General Fund-731 State & University Generated/Unrestricted

COST OBJECT		FACULTY Dollar	FACULTY FTE	NON FACULTY Dollar	NON FACULTY FTE	EMPLOYEE BENEFITS	PERSONAL SERVICE CREDITS	TOTAL PERSONAL SERVICES	TOTAL OPERATING EXPENSES	TOTAL
31-0105-0003	UNMC Inclusion Offic	-9,793	0.40	9,793	2.60	0	0	0	0	0
31-0105-0034	Inst Animal Care & Use Committee	0	0.00	64,859	3.60	47,451	0	112,310	9,357	121,667
31-0105-0044	Vice Chancellor-Academic Services	0	0.00	159,010	2.68	43,189	0	202,199	1,454	203,653
31-0105-0046	Vice Chancellor for Academic Affairs	391	0.00	412,446	2.50	122,076	0	534,913	0	534,913
31-0105-0052	Comparative Medicine	0	0.00	70,692	0.77	19,638	0	90,330	28,409	118,739
31-0105-0060	VCAA-Bioinformatics Grad Assistantshp	0	0.00	0	1.00	0	0	0	0	0
31-0105-0070	VCAA-NCA Accredidation	0	0.00	132,183	2.88	46,416	0	178,599	0	178,599
31-0105-0080	VCAA-Faculty Development	0	0.00	30,450	2.18	0	0	30,450	0	30,450
31-0105-0094	Biosafety Officer	29,672	1.01	7,500	2.00	34,439	0	71,611	0	71,611
31-0105-0114	ADIS Project	0	0.00	53,960	1.12	14,677	0	68,637	354	68,991
31-0105-0124	Community Engagement	0	0.00	0	2.40	0	0	0	0	0
31-0105-0200	AVC-Simul&Virt Real	0	0.00	2,723,202	36.00	921,707	0	3,644,909	24,707	3,669,616
31-0105-3004	VCAA-Equity Office	10,000	0.00	52,272	1.51	16,937	0	79,209	0	79,209
31-0105-3010	COSTSHARING/ 36-0115-1005-006	0	0.00	8,849	0.10	2,407	0	11,256	0	11,256
31-0105-3012	COSTSHARING/ 36-0115-1005-008	0	0.00	19,970	0.05	5,432	0	25,402	0	25,402
31-0105-4002	Media/Communications	0	0.00	7,710	0.50	1,532	0	9,242	2,400	11,642
31-0108-0001	Sorel Cli Sim Lab In	0	0.00	0	2.80	0	0	0	0	0
31-0108-0002	iExcel Ed Media	0	0.00	109,905	1.00	19,784	0	129,689	0	129,689
31-0117-0002	Compliance Officer	0	0.00	226	5.00	0	0	226	0	226
31-0117-0005	POE-ACAD EDUC INTPRO	88,529	1.37	178,549	1.59	72,645	0	339,723	0	339,723
	TOTAL	**118,799**	**2.78**	**4,041,576**	**72.27**	**1,368,330**	**0**	**5,528,705**	**66,681**	**5,595,386**

UNMC-State General Fund-731 Cash & Student Contracts/Designated

COST OBJECT		FACULTY Dollar	FACULTY FTE	NON FACULTY Dollar	NON FACULTY FTE	EMPLOYEE BENEFITS	PERSONAL SERVICE CREDITS	TOTAL PERSONAL SERVICES	TOTAL OPERATING EXPENSES	TOTAL
31-0105-0014	Sponsored Program Administration	0	0.00	206,066	15.00	56,053	0	262,119	15,529	277,648
31-0105-0024	Institutional Review Bd	117,454	0.92	264,212	6.72	104,218	0	485,884	11,364	497,248
	TOTAL	**117,454**	**0.92**	**470,278**	**21.72**	**160,271**	**0**	**748,003**	**26,893**	**774,896**

UNMC-Trust-Grant/Cont/Loan/End-738 Trust/Restricted

COST OBJECT		FACULTY Dollar	FACULTY FTE	NON FACULTY Dollar	NON FACULTY FTE	EMPLOYEE BENEFITS	PERSONAL SERVICE CREDITS	TOTAL PERSONAL SERVICES	TOTAL OPERATING EXPENSES	TOTAL
36-0115-1005008	Summer Health Professions Education Prog	0	0.00	63,309	1.00	14,203	0	77,512	0	77,512
37-0105-4001001	iExcel	0	0.00	341,330	5.00	76,576	0	417,906	0	417,906
	TOTAL	**0**	**0.00**	**404,639**	**6.00**	**90,779**	**0**	**495,418**	**0**	**495,418**

UNMC-Auxiliary-739 Auxiliaries & Services/Restricted

COST OBJECT		FACULTY Dollar	FACULTY FTE	NON FACULTY Dollar	NON FACULTY FTE	EMPLOYEE BENEFITS	PERSONAL SERVICE CREDITS	TOTAL PERSONAL SERVICES	TOTAL OPERATING EXPENSES	TOTAL
33-0101-0201	Pacific Rim Pgm Dev	62,490	0.99	161,965	3.00	60,679	0	285,134	66,165	351,299
33-0101-0202	APRDP Prog Dir	0	0.00	0	0.00	0	0	0	150,075	150,075
33-0101-0203	China Business Dev	0	0.00	290,989	2.20	78,667	0	369,656	27,300	396,956
33-0107-1606	IRB Revolving Account	0	0.00	276,680	4.79	74,801	0	351,481	0	351,481
33-0108-0020	SIM-NE Revenue	0	0.00	384,056	6.00	103,829	0	487,885	0	487,885
	TOTAL	**62,490**	**0.99**	**1,113,690**	**15.99**	**317,976**	**0**	**1,494,156**	**243,540**	**1,737,696**
	SUB PROGRAM TOTAL	**298,743**	**5**	**6,030,183**	**116**	**1,937,356**	**0**	**8,266,282**	**337,114**	**8,603,396**

SUBPROGRAM #/NAME: 04 College of Allied Health

COST OBJECT LISTING BY SUB PROGRAM
2021-2022GENERAL OPERATING BUDGET
UNIVERSITY OF NEBRASKA MEDICAL CENTER

SUBPROGRAM #/NAME: 04 College of Allied Health

UNMC-State General Fund-731 State & University Generated/Unrestricted

COST OBJECT		FACULTY Dollar	FACULTY FTE	NON FACULTY Dollar	NON FACULTY FTE	EMPLOYEE BENEFITS	PERSONAL SERVICE CREDITS	TOTAL PERSONAL SERVICES	TOTAL OPERATING EXPENSES	TOTAL
31-0401-0021	All Hlth Dean Sp Item 80-81	0	0.00	143,041	1.00	38,908	0	181,949	0	181,949
31-0401-0050	Allied Health Special Tuition Increase	283,646	3.19	82,420	1.03	96,266	0	462,332	0	462,332
31-0401-0051	Differential Tui Exp	0	0.00	15,442	0.25	4,199	0	19,641	0	19,641
31-0401-0075	SAHP PA & PT Increase Enrollment 2009	42,633	0.40	0	0.00	8,483	0	51,116	0	51,116
31-0401-0500	SAHP Online Worldwide	327,073	3.65	394,447	6.59	191,463	0	912,983	0	912,983
31-0401-1201	MHPTT Funds	20,300	0.25	0	0.00	5,522	0	25,822	0	25,822
31-0401-3000	COSTSHARING/ 36-5315-2005-001	8,830	0.10	0	0.00	1,589	0	10,419	0	10,419
31-0401-3001	COSTSHARING/ 36-0411-2039-001	22,639	0.25	0	0.00	4,075	0	26,714	0	26,714
31-0401-3004	COSTSHARING 36-0411-2048-001	8,160	0.10	0	0.00	1,469	0	9,629	0	9,629
31-0401-3006	COSTSHARING/ 36-0115-1005-007	6,063	0.06	0	0.00	1,091	0	7,154	0	7,154
31-0401-3007	COSTSHARING 36-5360-2261-001	12,098	0.09	0	0.00	3,290	0	15,388	0	15,388
31-0401-3008	COSTSHARING/ 36-0411-3004-001	3,606	0.04	0	0.00	982	0	4,588	0	4,588
31-0401-8000	Sahp - Indirect Costs/Research	0	0.00	32,476	0.50	8,833	0	41,309	0	41,309
31-0401-9000	SAHP-Kearney Expansion Project	299,228	5.30	144,281	2.57	146,073	0	589,582	22,710	612,292
31-0402-9000	MRI-KEARNEY	63,629	0.99	0	0.00	14,464	0	78,093	0	78,093
31-0403-0001	Phy Asst Training Program	385,715	3.46	113,899	1.60	135,895	0	635,509	30	635,539
31-0403-9000	PA-KEARNEY	568,272	5.24	84,567	1.61	177,573	0	830,412	0	830,412
31-0404-9000	RAD-KEARNEY	263,039	3.75	30,127	0.55	79,741	0	372,907	0	372,907
31-0405-0001	School Clinical Perfusion Sci	144,900	1.00	0	0.00	39,414	0	184,314	0	184,314
31-0409-0001	CLS (Clinical Lab Science)	390,870	4.71	118,895	1.74	130,287	0	640,052	86	640,138
31-0409-9000	CLS-Kearney	385,428	4.89	139,786	2.00	138,854	0	664,068	0	664,068
31-0410-0001	Genetic Counseling	93,083	0.94	47,239	0.50	38,168	0	178,490	0	178,490
31-0411-0001	Physical Therapy Instruction	705,061	6.34	221,906	3.23	235,431	0	1,162,398	68	1,162,466
31-0411-3001	COSTSHARING/ 36-1822-2001-001	14,118	0.11	0	0.00	2,541	0	16,659	0	16,659
31-0411-3008	COSTSHARING/ 36-0411-2040-001	1,030	0.01	0	0.00	185	0	1,215	0	1,215
31-0411-3011	COSTSHARING 36-0411-2048-001	8,976	0.11	0	0.00	2,442	0	11,418	0	11,418
31-0411-3012	COSTSHARING/ 36-0411-3004-001	15,498	0.15	0	0.00	4,216	0	19,714	0	19,714
31-0411-3013	COSTSHARING/ 36-0411-3004-001	14,580	0.14	0	0.00	3,966	0	18,546	0	18,546
31-0411-9000	PT-KEARNEY	668,412	6.56	111,946	2.11	209,809	0	990,167	0	990,167
31-0412-0001	Occupational Therapy	346,094	3.59	40,729	0.50	105,216	0	492,039	0	492,039
31-0451-9000	DMS-KEARNEY	77,649	0.99	28,027	0.23	28,744	0	134,420	0	134,420
	TOTAL	**5,180,630**	**56.42**	**1,749,228**	**26.02**	**1,859,189**	**0**	**8,789,047**	**22,894**	**8,811,941**

UNMC-State General Fund-731 Cash & Student Contracts/Designated

COST OBJECT		FACULTY Dollar	FACULTY FTE	NON FACULTY Dollar	NON FACULTY FTE	EMPLOYEE BENEFITS	PERSONAL SERVICE CREDITS	TOTAL PERSONAL SERVICES	TOTAL OPERATING EXPENSES	TOTAL
31-0401-0001	Allied Health Assoc Dean	625,910	6.72	1,104,626	11.78	470,705	0	2,201,241	0	2,201,241
	TOTAL	**625,910**	**6.72**	**1,104,626**	**11.78**	**470,705**	**0**	**2,201,241**	**0**	**2,201,241**

UNMC-Federal Letter of Credit-736 Federal/Restricted

COST OBJECT		FACULTY Dollar	FACULTY FTE	NON FACULTY Dollar	NON FACULTY FTE	EMPLOYEE BENEFITS	PERSONAL SERVICE CREDITS	TOTAL PERSONAL SERVICES	TOTAL OPERATING EXPENSES	TOTAL
34-0411-2003001	Allied Health	31,783	0.37	0	0.00	6,241	0	38,024	0	38,024
	TOTAL	**31,783**	**0.37**	**0**	**0.00**	**6,241**	**0**	**38,024**	**0**	**38,024**

UNMC-Federal Advance-737 Federal/Restricted

COST OBJECT		FACULTY Dollar	FACULTY FTE	NON FACULTY Dollar	NON FACULTY FTE	EMPLOYEE BENEFITS	PERSONAL SERVICE CREDITS	TOTAL PERSONAL SERVICES	TOTAL OPERATING EXPENSES	TOTAL
35-0403-1003001	Allied Health	8,066	0.07	86,191	1.17	18,506	0	112,763	0	112,763

COST OBJECT LISTING BY SUB PROGRAM
2021-2022GENERAL OPERATING BUDGET
UNIVERSITY OF NEBRASKA MEDICAL CENTER

SUBPROGRAM #/NAME: 04 College of Allied Health

	TOTAL	**8,066**	**0.07**	**86,191**	**1.17**	**18,506**	**0**	**112,763**	**0**	**112,763**

UNMC-Trust-Grant/Cont/Loan/End-738 Trust/Restricted

COST OBJECT		FACULTY Dollar	FACULTY FTE	NON FACULTY Dollar	NON FACULTY FTE	EMPLOYEE BENEFITS	PERSONAL SERVICE CREDITS	TOTAL PERSONAL SERVICES	TOTAL OPERATING EXPENSES	TOTAL
36-0411-2047002	Wearable Vibration Device to Prevent Bon	36,912	0.27	92,290	1.50	28,986	0	158,188	0	158,188
36-0411-2049002	Role of Biomarkers in the Osteoarthritis	55,385	0.61	183	0.00	12,467	0	68,035	0	68,035
36-0411-2050002	Capture Falls	53,294	0.61	0	0.00	11,956	0	65,250	0	65,250
36-0411-3004001	Allied Health	3,050	0.03	0	0.00	808	0	3,858	0	3,858
37-0401-1003005	SAHP-RSTE Michael DMS	21,000	0.20	0	0.00	4,711	0	25,711	0	25,711
37-0401-2007001	CAHP	58,870	1.00	0	0.00	13,207	0	72,077	0	72,077
37-0401-4001001	Allied Health - ADO	0	0.00	15,226	0.25	3,416	0	18,642	0	18,642
37-0401-4006001	CAHP	15,532	0.18	0	0.00	3,485	0	19,017	0	19,017
37-0407-4001001	Radiation Science Technology	5,275	0.00	24,982	0.49	6,788	0	37,045	0	37,045
	TOTAL	**249,318**	**2.90**	**132,681**	**2.25**	**85,824**	**0**	**467,823**	**0**	**467,823**

UNMC-Auxiliary-739 State & University Generated/Unrestricted

COST OBJECT		FACULTY Dollar	FACULTY FTE	NON FACULTY Dollar	NON FACULTY FTE	EMPLOYEE BENEFITS	PERSONAL SERVICE CREDITS	TOTAL PERSONAL SERVICES	TOTAL OPERATING EXPENSES	TOTAL
31-0401-3002	COSTSHARING/ 36-5315-2010-001	8,857	0.10	0	0.00	1,595	0	10,452	0	10,452
	TOTAL	**8,857**	**0.10**	**0**	**0.00**	**1,595**	**0**	**10,452**	**0**	**10,452**

UNMC-Auxiliary-739 Auxiliaries & Services/Restricted

COST OBJECT		FACULTY Dollar	FACULTY FTE	NON FACULTY Dollar	NON FACULTY FTE	EMPLOYEE BENEFITS	PERSONAL SERVICE CREDITS	TOTAL PERSONAL SERVICES	TOTAL OPERATING EXPENSES	TOTAL
33-0401-0300	Asst Dean Academic Affairs	22,841	0.23	0	0.00	6,175	0	29,016	2,256	31,272
33-0401-0410	SAHP-Education Start Up	12,066	0.15	6,728	0.00	5,081	0	23,875	0	23,875
33-0401-0600	SAHP_Chinese Program Fee	151,037	1.45	0	0.00	40,833	0	191,870	17,506	209,376
33-0401-0700	MSIA-SAHP_Chinese Program Fee	0	0.00	0	0.00	0	0	0	467	467
33-0401-3000	COSTSHARING/ 36-0411-2024-001	0	0.00	0	0.00	0	0	0	5,150	5,150
33-0403-0001	AH-PA IPAP Contract 1 Funds	0	0.00	0	0.00	0	0	0	4,809	4,809
33-0403-0015	PA-Canadian Distance Learning Prg	0	0.00	0	0.00	0	0	0	3,800	3,800
33-0403-0086	Phy Assistant Special	34,130	0.30	0	0.00	9,227	0	43,357	0	43,357
33-0405-0036	Clinical Perfusion	0	0.00	0	0.00	0	0	0	16,746	16,746
33-0405-0100	AH-Perfusion Non-State Operating	0	0.00	0	0.00	0	0	0	160,863	160,863
33-0409-0010	Clinical Lab Science Lab Expenses	0	0.00	0	0.00	0	0	0	21,888	21,888
33-0410-0001	Gen Counsel Stdt Fee	47,042	0.47	6,587	0.00	14,499	0	68,128	0	68,128
33-0411-0126	Education/Phys. Therapy	0	0.00	0	0.00	0	0	0	19,000	19,000
33-0411-0127	PT Education-P Hageman-Development	0	0.00	0	0.00	0	0	0	3,192	3,192
33-0411-0128	PT EDU Sleddens Dev	0	0.00	0	0.00	0	0	0	3,828	3,828
33-0411-0129	PT Education-J Norman-Development	0	0.00	0	0.00	0	0	0	3,698	3,698
33-0411-0130	PT Education-L Bilek-Development	0	0.00	0	0.00	0	0	0	2,735	2,735
33-0411-0131	PT Education-R Fuchs-Development	0	0.00	0	0.00	0	0	0	247	247
33-0411-0132	PT Education-G Johnson-Development	0	0.00	0	0.00	0	0	0	1,179	1,179
33-0411-0135	PT Education-K Volkman-Development	0	0.00	0	0.00	0	0	0	1,230	1,230
33-0411-0136	PT Edu-K Chien-Dev	0	0.00	0	0.00	0	0	0	4,103	4,103
33-0411-0137	PT Edu Venema Dev	0	0.00	0	0.00	0	0	0	2,237	2,237
33-0411-0139	PT-Fac Developement Joseph Siu	0	0.00	0	0.00	0	0	0	930	930
33-0411-0141	PT Education-B Becker Development	0	0.00	0	0.00	0	0	0	1,112	1,112
33-0411-0146	PT Education - K Jones - Research	11,492	0.15	0	0.00	3,106	0	14,598	11,153	25,751
33-0411-0240	PT Ed Research Grant Return	34,720	0.40	0	0.00	9,387	0	44,107	3,999	48,106
33-0411-0250	Physical Therapy Continuing Education	0	0.00	0	0.00	0	0	0	1,181	1,181
33-0415-0900	SAHP Student Affairs-Admissions	0	0.00	0	0.00	0	0	0	2,341	2,341

COST OBJECT LISTING BY SUB PROGRAM
2021-2022GENERAL OPERATING BUDGET
UNIVERSITY OF NEBRASKA MEDICAL CENTER

SUBPROGRAM #/NAME: 04 College of Allied Health

UNMC-Auxiliary-739 Auxiliaries & Services/Restricted

COST OBJECT		FACULTY Dollar	FACULTY FTE	NON FACULTY Dollar	NON FACULTY FTE	EMPLOYEE BENEFITS	PERSONAL SERVICE CREDITS	TOTAL PERSONAL SERVICES	TOTAL OPERATING EXPENSES	TOTAL
33-0415-0905	SAHP Student Affairs-Recruitment	0	0.00	45,860	0.87	12,398	0	58,258	51,000	109,258
33-0415-0910	SAHP Student Affairs-Career Development	0	0.00	0	0.00	0	0	0	6,175	6,175
33-0415-0915	SAHP Student Affairs-Student Engagement	0	0.00	0	0.00	0	0	0	13,105	13,105
33-0415-0925	SAHP Student Affairs-General Operations	0	0.00	11,792	0.25	3,187	0	14,979	15,236	30,215
33-0451-0016	Phys Asst Students	0	0.00	0	0.00	0	0	0	15,000	15,000
33-0451-0017	PA-Prg Development Acct	0	0.00	0	0.00	0	0	0	21,500	21,500
33-0451-0018	SAHP-ADO Research Development Account	0	0.00	56,210	0.80	15,197	0	71,407	16,715	88,122
33-0451-0026	CLS (Clinical Lab Science)	0	0.00	0	0.00	0	0	0	3,000	3,000
33-0451-0035	CLS Outreach Program	0	0.00	31,815	0.50	8,602	0	40,417	26,479	66,896
33-0451-0076	MITS Course Fees	0	0.00	0	0.00	0	0	0	9,424	9,424
33-0451-0080	Student Fees AH-Radiography	60,261	0.75	70,201	1.00	35,271	0	165,733	35,948	201,681
33-0451-0087	AH-RSTE DMS Distance	0	0.00	0	0.00	0	0	0	3,144	3,144
33-0451-0090	Student Fees AH-Cytotechnology	0	0.00	0	0.00	0	0	0	12,606	12,606
33-0451-0095	Student Fees AH-Med Nutrition	0	0.00	0	0.00	0	0	0	3,060	3,060
33-0451-0096	Cytotechnology Distance Learning Educati	0	0.00	0	0.00	0	0	0	5,376	5,376
33-0451-0105	Cytotechnology Operating Acct	72,100	1.00	0	0.00	19,493	0	91,593	3,445	95,038
33-0451-0125	Medical Nutrition Operating Acct	0	0.00	0	0.00	0	0	0	11,797	11,797
33-0451-0446	Allied Health Cont Ed	0	0.00	10,000	0.00	2,703	0	12,703	107,959	120,662
33-0451-0736	Anne Skinner Devl	0	0.00	0	0.00	0	0	0	4,094	4,094
33-0451-0761	Pilot Research-Bilek-Optimal Phys Activi	0	0.00	0	0.00	0	0	0	178	178
33-0451-2050	Clinical Perfusion-ETR	0	0.00	0	0.00	0	0	0	2,326	2,326
33-0451-2075	Clinical Perfusion-PBM	0	0.00	0	0.00	0	0	0	1,372	1,372
33-0452-0226	DLO PA Program	33,626	0.30	0	0.00	9,091	0	42,717	19,499	62,216
33-0452-0227	Distance Learning Option-PA Program	0	0.00	0	0.00	0	0	0	20,200	20,200
	TOTAL	**479,315**	**5.21**	**239,193**	**3.42**	**194,250**	**0**	**912,758**	**704,288**	**1,617,046**
	SUB PROGRAM TOTAL	**6,583,879**	**72**	**3,311,919**	**45**	**2,636,310**	**0**	**12,532,108**	**727,182**	**13,259,290**

SUBPROGRAM #/NAME: 09 College of Dentistry

UNMC-State General Fund-731 State & University Generated/Unrestricted

COST OBJECT		FACULTY Dollar	FACULTY FTE	NON FACULTY Dollar	NON FACULTY FTE	EMPLOYEE BENEFITS	PERSONAL SERVICE CREDITS	TOTAL PERSONAL SERVICES	TOTAL OPERATING EXPENSES	TOTAL
31-0901-0004	Dean College of Dentistry	1,692,080	6.94	1,405,807	10.69	703,472	0	3,801,359	24,800	3,826,159
31-0901-0050	COD Special Tuition Increase	0	0.00	0	0.00	0	0	0	15,000	15,000
31-0901-3015	COSTSHARING/ 36-0115-1005-008	7,100	0.06	16,604	0.05	6,448	0	30,152	0	30,152
31-0905-0011	General Dentistry Travel	0	0.00	0	0.00	0	0	0	6,333	6,333
31-0905-0012	COD ADV Standng Prog	154,694	1.00	14,127	0.30	45,920	0	214,741	0	214,741
31-0905-0024	Computer Support	0	0.00	151,494	1.79	41,207	0	192,701	39,694	232,395
31-0905-0191	General Dentistry Departmental Research	0	0.00	68,162	1.15	18,539	0	86,701	54,328	141,029
31-0910-0001	COD Dental Hygiene	448,119	5.40	131,918	1.60	152,901	0	732,938	4,378	737,316
31-0915-0001	COD Oral Biology	1,751,328	13.49	256,332	3.44	490,262	0	2,497,922	31,483	2,529,405
31-0915-3018	COSTSHARING/ 36-0915-2043-001	4,292	0.03	0	0.00	1,167	0	5,459	0	5,459
31-0920-0001	COD Growth & Development	990,147	7.80	158,114	1.60	295,313	0	1,443,574	16,834	1,460,408
31-0925-0001	Surgical Specialties	1,194,633	9.74	186,403	2.10	363,960	0	1,744,996	13,942	1,758,938
31-0930-0001	COD Adult Restorative Dentistry	2,162,479	19.17	175,720	3.11	584,108	0	2,922,307	19,170	2,941,477
31-0935-0011	COD Learning Resources	0	0.00	199,359	4.00	41,299	0	240,658	0	240,658
	TOTAL	**8,404,872**	**63.62**	**2,764,040**	**29.82**	**2,744,596**	**0**	**13,913,508**	**225,962**	**14,139,470**

COST OBJECT LISTING BY SUB PROGRAM
2021-2022GENERAL OPERATING BUDGET
UNIVERSITY OF NEBRASKA MEDICAL CENTER

SUBPROGRAM #/NAME: 09 College of Dentistry

UNMC-Federal Letter of Credit-736 Federal/Restricted

COST OBJECT		FACULTY Dollar	FACULTY FTE	NON FACULTY Dollar	NON FACULTY FTE	EMPLOYEE BENEFITS	PERSONAL SERVICE CREDITS	TOTAL PERSONAL SERVICES	TOTAL OPERATING EXPENSES	TOTAL
34-0915-2023001	College of Dentistry	17,540	0.14	30,809	0.80	9,494	0	57,843	0	57,843
34-0915-2024001	College of Dentistry	28,079	0.25	0	0.00	5,514	0	33,593	0	33,593
34-0915-2025001	College of Dentistry	38,478	0.35	0	0.00	7,555	0	46,033	0	46,033
34-0915-3003006	College of Dentistry	45,106	0.30	60,810	1.00	20,796	0	126,712	0	126,712
	TOTAL	**129,203**	**1.04**	**91,619**	**1.80**	**43,359**	**0**	**264,181**	**0**	**264,181**

UNMC-Trust-Grant/Cont/Loan/End-738 Trust/Restricted

COST OBJECT		FACULTY Dollar	FACULTY FTE	NON FACULTY Dollar	NON FACULTY FTE	EMPLOYEE BENEFITS	PERSONAL SERVICE CREDITS	TOTAL PERSONAL SERVICES	TOTAL OPERATING EXPENSES	TOTAL
36-0901-3002001	College of Dentistry	247,225	2.00	157,384	1.80	90,773	0	495,382	0	495,382
37-0901-3001001	College of Dentistry	5,000	0.00	0	0.00	1,122	0	6,122	0	6,122
37-0905-1005001	Bernard & Ann Moran Professorship	5,000	0.00	0	0.00	1,122	0	6,122	0	6,122
37-0905-1007001	Pedersen Memorial Fund	10,000	0.00	0	0.00	2,243	0	12,243	0	12,243
37-0905-1009001	Dean's Pro Svc Fees 12%	0	0.00	31,401	0.29	7,044	0	38,445	0	38,445
37-0905-1011001	Dixon Endowed Chair	25,000	0.00	9,513	0.20	7,744	0	42,257	0	42,257
37-0905-3004001	COD General Research	42,959	0.70	4,100	0.10	10,557	0	57,616	0	57,616
37-0905-3005001	COD General Research	42,960	0.70	4,100	0.10	10,558	0	57,618	0	57,618
37-0905-4002001	COD-ADMIN	8,500	0.00	0	0.00	1,908	0	10,408	0	10,408
37-0930-1005001	COD Restorative Dentistry	5,000	0.00	0	0.00	1,122	0	6,122	0	6,122
	TOTAL	**391,644**	**3.39**	**206,498**	**2.49**	**134,193**	**0**	**732,335**	**0**	**732,335**

UNMC-Auxiliary-739 Auxiliaries & Services/Restricted

COST OBJECT		FACULTY Dollar	FACULTY FTE	NON FACULTY Dollar	NON FACULTY FTE	EMPLOYEE BENEFITS	PERSONAL SERVICE CREDITS	TOTAL PERSONAL SERVICES	TOTAL OPERATING EXPENSES	TOTAL
33-0963-0010	Dental Stores	0	0.00	12,544	0.27	3,391	0	15,935	0	15,935
33-0963-0066	COD Continuing Education	0	0.00	54,000	1.00	14,599	0	68,599	0	68,599
33-0963-0100	Dental Books And Instruments	0	0.00	53,559	1.43	14,480	0	68,039	862,500	930,539
33-0963-0110	Dental Technology Fee	0	0.00	64,495	1.00	17,437	0	81,932	0	81,932
33-0963-0200	Hygiene Books And Instruments	0	0.00	0	0.00	0	0	0	117,500	117,500
33-0963-0438	Indirect Cost Return	0	0.00	14,270	0.30	3,857	0	18,127	0	18,127
33-0963-0976	Oral Biology Biomonitoring	0	0.00	11,488	0.25	3,105	0	14,593	0	14,593
33-0963-1530	University of Wyoming Tuition Support	139,915	0.93	164,185	1.20	82,213	0	386,313	0	386,313
	TOTAL	**139,915**	**0.93**	**374,541**	**5.45**	**139,082**	**0**	**653,538**	**980,000**	**1,633,538**
	SUB PROGRAM TOTAL	**9,065,634**	**69**	**3,436,698**	**40**	**3,061,230**	**0**	**15,563,562**	**1,205,962**	**16,769,524**

SUBPROGRAM #/NAME: 12 Graduate Studies and Research

UNMC-State General Fund-731 State & University Generated/Unrestricted

COST OBJECT		FACULTY Dollar	FACULTY FTE	NON FACULTY Dollar	NON FACULTY FTE	EMPLOYEE BENEFITS	PERSONAL SERVICE CREDITS	TOTAL PERSONAL SERVICES	TOTAL OPERATING EXPENSES	TOTAL
31-1201-0004	Dean Graduate Studies	0	0.00	486,096	8.51	143,842	0	629,938	27,730	657,668
31-1201-0044	Graduate Application Fee($25)	0	0.00	0	0.00	0	0	0	19,756	19,756
31-1201-0094	POE-Graduate Student Stipends	0	0.00	246,445	0.00	0	0	246,445	0	246,445
31-1201-0104	Graduate Assistantships	0	0.00	574,115	0.00	103,341	0	677,456	0	677,456
31-1201-0200	VCAA - eLearning	0	0.00	156,504	3.75	57,197	0	213,701	50,000	263,701
31-1201-0430	E Learn Mod-Student	0	0.00	25,375	1.00	4,568	0	29,943	0	29,943
31-1201-3021	COSTSHARING/ 36-0115-1005-007	0	0.00	6,930	0.08	1,886	0	8,816	0	8,816
31-1203-0001	Post Doctoral Education Office	6,188	0.46	73,212	1.14	27,262	0	106,662	0	106,662

COST OBJECT LISTING BY SUB PROGRAM
2021-2022GENERAL OPERATING BUDGET
UNIVERSITY OF NEBRASKA MEDICAL CENTER

SUBPROGRAM #/NAME: 12 Graduate Studies and Research

UNMC-State General Fund-731 State & University Generated/Unrestricted

COST OBJECT		FACULTY Dollar	FACULTY FTE	NON FACULTY Dollar	NON FACULTY FTE	EMPLOYEE BENEFITS	PERSONAL SERVICE CREDITS	TOTAL PERSONAL SERVICES	TOTAL OPERATING EXPENSES	TOTAL
31-1209-0001	Vice Chancellor Research	0	0.10	0	6.40	0	0	0	0	0
31-1209-0030	DRC Research Resources Office	0	0.00	0	1.40	0	0	0	0	0
31-1209-0040	Institutional Research Resource Office	0	0.00	0	2.00	0	0	0	0	0
31-1209-0050	POE-Biomedical Informatics Director	92,572	0.93	137,776	0.81	0	0	230,348	0	230,348
31-1209-0100	Governmental Relations	0	0.00	0	1.00	0	0	0	0	0
31-1209-0400	Assoc VC Basic Science Research	0	0.00	0	0.40	0	0	0	0	0
	TOTAL	**98,760**	**1.49**	**1,706,453**	**26.48**	**338,096**	**0**	**2,143,309**	**97,486**	**2,240,795**

UNMC-Federal Letter of Credit-736 Federal/Restricted

COST OBJECT		FACULTY Dollar	FACULTY FTE	NON FACULTY Dollar	NON FACULTY FTE	EMPLOYEE BENEFITS	PERSONAL SERVICE CREDITS	TOTAL PERSONAL SERVICES	TOTAL OPERATING EXPENSES	TOTAL
34-1209-3001001	Vice Chancellor of Research	56,092	0.78	1,327	0.01	11,274	0	68,693	0	68,693
34-1209-3001002	National Infection Control Strengthening	52,214	0.31	308,861	4.13	70,896	0	431,971	0	431,971
	TOTAL	**108,306**	**1.08**	**310,188**	**4.14**	**82,170**	**0**	**500,664**	**0**	**500,664**

UNMC-Federal Advance-737 Federal/Restricted

COST OBJECT		FACULTY Dollar	FACULTY FTE	NON FACULTY Dollar	NON FACULTY FTE	EMPLOYEE BENEFITS	PERSONAL SERVICE CREDITS	TOTAL PERSONAL SERVICES	TOTAL OPERATING EXPENSES	TOTAL
35-1209-1002002	TSCQ Base Option Period 1/Mod P00016	58,589	0.45	20,026	0.17	15,436	0	94,051	0	94,051
35-1209-1002301	TSQC CLIN0001C 0002A Modification	0	0.00	21,462	0.23	4,213	0	25,675	0	25,675
35-1209-1002412	TSQC Modification P00010 Task 8	31,936	0.28	44,896	0.70	15,086	0	91,918	0	91,918
35-1209-3002001	Vice Chancellor of Research	15,504	0.19	26,742	0.30	8,295	0	50,541	0	50,541
	TOTAL	**106,029**	**0.91**	**113,126**	**1.41**	**43,030**	**0**	**262,185**	**0**	**262,185**

UNMC-Trust-Grant/Cont/Loan/End-738 Trust/Restricted

COST OBJECT		FACULTY Dollar	FACULTY FTE	NON FACULTY Dollar	NON FACULTY FTE	EMPLOYEE BENEFITS	PERSONAL SERVICE CREDITS	TOTAL PERSONAL SERVICES	TOTAL OPERATING EXPENSES	TOTAL
37-1209-1004001	Vice Chancellor for Research	104,135	0.85	524,552	6.38	141,044	0	769,731	0	769,731
37-1209-2003004	Administrator Salary	0	0.00	61,786	1.00	13,861	0	75,647	0	75,647
37-1209-2003005	Director Salary	19,191	0.08	40,532	0.00	13,399	0	73,122	0	73,122
37-1209-2003007	Faculty Salary Jungwei Xie	391,258	4.93	0	0.00	87,777	0	479,035	0	479,035
37-1209-2003010	Sung-ho Huh	0	0.00	48,394	1.00	10,857	0	59,251	0	59,251
37-1209-2003020	Zhao SiWei Start-up	0	0.00	49,109	1.00	11,018	0	60,127	0	60,127
37-1209-2007002	Cartilage Project - Bin Duan	0	0.00	29,036	0.60	6,514	0	35,550	0	35,550
	TOTAL	**514,584**	**5.86**	**753,409**	**9.98**	**284,470**	**0**	**1,552,463**	**0**	**1,552,463**

UNMC-Auxiliary-739 Auxiliaries & Services/Restricted

COST OBJECT		FACULTY Dollar	FACULTY FTE	NON FACULTY Dollar	NON FACULTY FTE	EMPLOYEE BENEFITS	PERSONAL SERVICE CREDITS	TOTAL PERSONAL SERVICES	TOTAL OPERATING EXPENSES	TOTAL
33-1209-0142	Adv Microscopy Core	0	0.00	83,728	1.48	22,636	0	106,364	0	106,364
33-1209-0182	Cell Analysis Core	0	0.00	65,273	0.67	17,647	0	82,920	0	82,920
33-1209-0400	Mass Spectometry Protein Core Facility	0	0.00	151,269	2.69	40,895	0	192,164	0	192,164
33-1209-0402	Electronic Hlth Record Rsch Core	0	0.00	127,281	2.00	34,410	0	161,691	0	161,691
33-1209-0415	Research IT Office	0	0.00	274,047	3.65	74,090	0	348,137	0	348,137
33-1209-0418	COMPUTATION CHEMCORE	0	0.00	27,144	0.23	7,338	0	34,482	0	34,482
33-1209-0425	Nanoimaging Core	0	0.00	44,148	0.79	11,935	0	56,083	0	56,083
33-1209-0430	Animal Behav Core	15,860	0.19	0	0.00	4,288	0	20,148	0	20,148
33-1209-0600	Center for Clinical and Translatio Rsrh	0	0.00	2,356,924	36.31	637,189	0	2,994,113	3,851	2,997,964
33-1209-0605	ClinTrlMgmtSys-CapOp	0	0.00	56,621	0.70	15,306	0	71,927	0	71,927

COST OBJECT LISTING BY SUB PROGRAM
2021-2022GENERAL OPERATING BUDGET
UNIVERSITY OF NEBRASKA MEDICAL CENTER

SUBPROGRAM #/NAME: 12 Graduate Studies and Research

UNMC-Auxiliary-739 Auxiliaries & Services/Restricted

COST OBJECT		FACULTY Dollar	FACULTY FTE	NON FACULTY Dollar	NON FACULTY FTE	EMPLOYEE BENEFITS	PERSONAL SERVICE CREDITS	TOTAL PERSONAL SERVICES	TOTAL OPERATING EXPENSES	TOTAL
33-1209-0660	SEQUENCER FACILITY	5,386	0.05	0	0.00	1,457	0	6,843	0	6,843
33-1209-0700	EXPORT CONTROL	0	0.00	214,647	2.35	58,030	0	272,677	0	272,677
33-1209-0840	Electrn Micspy Core	8,220	0.07	73,665	1.50	22,136	0	104,021	0	104,021
33-1209-0842	NEXT GEN SEQ CORE	45,821	0.39	80,158	1.50	34,059	0	160,038	0	160,038
33-1209-0854	Nebraksa Biobank	0	0.00	78,667	2.00	21,268	0	99,935	0	99,935
33-1209-3000	COSTSHARING/ 36-5150-2085-101	8,044	0.07	0	0.00	2,174	0	10,218	0	10,218
	TOTAL	**83,331**	**0.75**	**3,633,572**	**55.88**	**1,004,858**	**0**	**4,721,761**	**3,851**	**4,725,612**
	SUB PROGRAM TOTAL	**911,010**	**10**	**6,516,748**	**98**	**1,752,624**	**0**	**9,180,382**	**101,337**	**9,281,719**

SUBPROGRAM #/NAME: 16 McGoogan Health Sciences Library

UNMC-State General Fund-731 State & University Generated/Unrestricted

COST OBJECT		FACULTY Dollar	FACULTY FTE	NON FACULTY Dollar	NON FACULTY FTE	EMPLOYEE BENEFITS	PERSONAL SERVICE CREDITS	TOTAL PERSONAL SERVICES	TOTAL OPERATING EXPENSES	TOTAL
31-1601-0006	Library Salaries	1,052,261	16.00	587,188	8.95	453,898	0	2,093,347	0	2,093,347
31-1601-3027	COSTSHARING/ 36-0115-1005-008	3,922	0.05	0	0.00	1,067	0	4,989	0	4,989
31-1603-0006	Library General	0	0.00	0	0.00	0	0	0	59,038	59,038
31-1607-0006	Library Periodicals	0	0.00	0	0.00	0	0	0	672,137	672,137
	TOTAL	**1,056,183**	**16.05**	**587,188**	**8.95**	**454,965**	**0**	**2,098,336**	**731,175**	**2,829,511**

UNMC-Auxiliary-739 Auxiliaries & Services/Restricted

COST OBJECT		FACULTY Dollar	FACULTY FTE	NON FACULTY Dollar	NON FACULTY FTE	EMPLOYEE BENEFITS	PERSONAL SERVICE CREDITS	TOTAL PERSONAL SERVICES	TOTAL OPERATING EXPENSES	TOTAL
33-1651-0126	Printing & Dup-Library Bindery	0	0.00	0	0.00	0	0	0	2,000	2,000
33-1652-1446	NMC DataBase Licenses	0	0.00	0	0.00	0	0	0	100,000	100,000
33-1652-1476	Interlibrary Loans	0	0.00	0	0.00	0	0	0	7,000	7,000
33-1652-1500	Student Library Fees	0	0.00	0	0.00	0	0	0	850,000	850,000
33-1652-1501	StdntLibraryFeeNRes	0	0.00	0	0.00	0	0	0	30,000	30,000
33-1652-5001	Library 04/05 Reallocation	0	0.00	115,602	2.00	31,253	0	146,855	132,453	279,308
	TOTAL	**0**	**0.00**	**115,602**	**2.00**	**31,253**	**0**	**146,855**	**1,121,453**	**1,268,308**
	SUB PROGRAM TOTAL	**1,056,183**	**16**	**702,790**	**11**	**486,218**	**0**	**2,245,191**	**1,852,628**	**4,097,819**

SUBPROGRAM #/NAME: 18 College of Nursing

UNMC-State General Fund-731 State & University Generated/Unrestricted

COST OBJECT		FACULTY Dollar	FACULTY FTE	NON FACULTY Dollar	NON FACULTY FTE	EMPLOYEE BENEFITS	PERSONAL SERVICE CREDITS	TOTAL PERSONAL SERVICES	TOTAL OPERATING EXPENSES	TOTAL
31-1801-0010	CON Office	203,945	4.00	995,488	9.20	292,825	0	1,492,258	0	1,492,258
31-1801-0015	POE-Expansion of BSN Enrollments	355,290	3.41	67,239	1.00	82,297	0	504,826	0	504,826
31-1801-0016	POE-Interdiscipl Bio Prep Train Sim	36,463	0.35	130,338	1.77	0	0	166,801	0	166,801
31-1801-0034	CON Learning Center	0	0.00	71,516	1.00	19,453	0	90,969	0	90,969
31-1801-0101	Undergraduate Nursing	195,436	1.53	298,389	4.00	118,947	0	612,772	0	612,772
31-1801-0103	Student Services	0	0.00	285,671	4.72	77,703	0	363,374	0	363,374
31-1801-0115	CON OWW RN-BSN	365,921	1.22	1,500	0.00	22,535	0	389,956	0	389,956
31-1801-0200	CON Omaha Division	5,182,254	50.24	336,388	5.30	1,381,593	0	6,900,235	0	6,900,235
31-1801-0501	Darby DiversityGrant	7,748	0.10	0	0.00	2,107	0	9,855	0	9,855
31-1801-3013	COSTSHARING/ 34-1805-1015-001	9,018	0.05	0	0.00	2,453	0	11,471	0	11,471

COST OBJECT LISTING BY SUB PROGRAM
2021-2022GENERAL OPERATING BUDGET
UNIVERSITY OF NEBRASKA MEDICAL CENTER

SUBPROGRAM #/NAME: 18 College of Nursing

UNMC-State General Fund-731 State & University Generated/Unrestricted

COST OBJECT		FACULTY Dollar	FACULTY FTE	NON FACULTY Dollar	NON FACULTY FTE	EMPLOYEE BENEFITS	PERSONAL SERVICE CREDITS	TOTAL PERSONAL SERVICES	TOTAL OPERATING EXPENSES	TOTAL
31-1801-3016	COSTSHARING 36-0115-1005-005	9,018	0.05	0	0.00	2,453	0	11,471	0	11,471
31-1801-3019	COSTSHARING/ 36-0115-1005-006	9,018	0.05	0	0.00	2,453	0	11,471	0	11,471
31-1801-3020	COSTSHARING/ 34-1805-2008-001	33,837	0.30	0	0.00	9,204	0	43,041	0	43,041
31-1801-3022	COSTSHARING/ 36-0115-1005-007	11,359	0.09	0	0.00	2,484	0	13,843	0	13,843
31-1805-0001	Nursing Instruct-General Summer Ses	23,110	0.30	0	0.00	4,159	0	27,269	0	27,269
31-1813-0011	Niedfelt Nsg Rsch Ctr	208,739	1.89	130,343	2.00	86,137	0	425,219	0	425,219
31-1813-3008	COSTSHARING/ 36-1805-2026-001	1,682	0.02	0	0.00	458	0	2,140	0	2,140
31-1813-3010	COSTSHARING/ 36-1822-2007-001	52,648	0.49	0	0.00	14,320	0	66,968	0	66,968
31-1822-0014	CON Administration - Lincoln	2,394,034	23.52	340,547	6.25	679,200	0	3,413,781	0	3,413,781
31-1822-3013	COSTSHARING/ 36-1822-2005-001	8,725	0.05	0	0.00	2,373	0	11,098	0	11,098
31-1824-0021	Nursing Instruc-General West Nebraska	704,146	9.25	153,257	3.00	230,559	0	1,087,962	0	1,087,962
31-1824-0131	CON Fac DiversityAwd	0	0.00	24,011	0.54	6,532	0	30,543	0	30,543
31-1824-3003	COSTSHARING/ 36-0915-3002-001	5,632	0.05	0	0.00	1,532	0	7,164	0	7,164
31-1825-0031	Nursing Instr - Kearney	942,844	13.70	223,880	3.50	251,535	0	1,418,259	0	1,418,259
31-1825-9000	CON-Kearney Expansion Project	763,732	9.70	262,004	4.50	235,192	0	1,260,928	8,293	1,269,221
31-1826-0001	College of Nursing - Northern Division	912,561	12.88	195,127	3.85	297,152	0	1,404,840	0	1,404,840
	TOTAL	**12,437,160**	**133.21**	**3,515,698**	**50.63**	**3,825,656**	**0**	**19,778,514**	**8,293**	**19,786,807**

UNMC-Federal Letter of Credit-736 Federal/Restricted

COST OBJECT		FACULTY Dollar	FACULTY FTE	NON FACULTY Dollar	NON FACULTY FTE	EMPLOYEE BENEFITS	PERSONAL SERVICE CREDITS	TOTAL PERSONAL SERVICES	TOTAL OPERATING EXPENSES	TOTAL
34-1805-1016002	Activating Veterans: The Call to Primary	86,082	0.77	157,386	2.37	47,803	0	291,271	0	291,271
34-1805-1017001	College of Nursing	53,886	0.47	60,900	1.00	22,539	0	137,325	0	137,325
34-1805-2005003	A State-Wide Nursing Education Model for	147,098	1.37	78,417	1.16	44,280	0	269,795	0	269,795
34-1805-2006001	College of Nursing	38,325	0.35	0	0.00	7,525	0	45,850	0	45,850
34-1805-2007001	College of Nursing	116,742	1.07	25,335	0.60	27,897	0	169,974	0	169,974
34-1805-2008001	College of Nursing	50,438	0.45	0	0.00	9,903	0	60,341	0	60,341
34-1822-1001001	College of Nursing	97,002	0.86	13,948	0.20	21,785	0	132,735	0	132,735
34-1826-2001001	College of Nursing	2,842	0.03	0	0.00	558	0	3,400	0	3,400
	TOTAL	**592,415**	**5.36**	**335,986**	**5.33**	**182,290**	**0**	**1,110,691**	**0**	**1,110,691**

UNMC-Trust-Grant/Cont/Loan/End-738 Trust/Restricted

COST OBJECT		FACULTY Dollar	FACULTY FTE	NON FACULTY Dollar	NON FACULTY FTE	EMPLOYEE BENEFITS	PERSONAL SERVICE CREDITS	TOTAL PERSONAL SERVICES	TOTAL OPERATING EXPENSES	TOTAL
36-1822-2007001	College of Nursing	1,075	0.01	0	0.00	242	0	1,317	0	1,317
37-1801-4001001	CON Development Fund	15,000	0.00	0	0.00	3,365	0	18,365	0	18,365
37-1801-4001036	Omaha Division Development	36,513	0.50	12,326	0.10	10,958	0	59,797	0	59,797
37-1801-4001040	CCCM Development	0	0.00	3,000	0.00	673	0	3,673	0	3,673
37-1801-4001997	COSTSHARE/ 36-1805-2026-001	2,180	0.02	0	0.00	489	0	2,669	0	2,669
37-1801-4002001	Morehead Center for Nursing Practice	45,758	0.25	76,529	1.20	27,434	0	149,721	0	149,721
37-1813-4001001	College Of Nursing - Nnrc	0	0.00	52,000	1.00	11,666	0	63,666	0	63,666
37-1822-4001001	Lincoln Development	236,378	3.10	11,485	0.15	55,609	0	303,472	0	303,472
37-1824-3001001	CON West Nebraska Division Support	38,420	0.40	6,860	0.16	10,158	0	55,438	0	55,438
37-1824-3001005	CON WND Accelerated Program Support	71,550	1.00	0	0.00	16,053	0	87,603	0	87,603
37-1826-4001001	CON - Northern Division	56,840	1.00	60,600	1.00	26,347	0	143,787	0	143,787
	TOTAL	**503,714**	**6.28**	**222,800**	**3.61**	**162,994**	**0**	**889,508**	**0**	**889,508**

COST OBJECT LISTING BY SUB PROGRAM
2021-2022GENERAL OPERATING BUDGET
UNIVERSITY OF NEBRASKA MEDICAL CENTER

SUBPROGRAM #/NAME: 18 College of Nursing

UNMC-Auxiliary-739 Auxiliaries & Services/Restricted

COST OBJECT		FACULTY Dollar	FACULTY FTE	NON FACULTY Dollar	NON FACULTY FTE	EMPLOYEE BENEFITS	PERSONAL SERVICE CREDITS	TOTAL PERSONAL SERVICES	TOTAL OPERATING EXPENSES	TOTAL
33-1852-0016	CON-Course Fees-UNMC	0	0.00	105,991	2.00	28,656	0	134,647	40,000	174,647
33-1852-0017	CON-Lab Fees-UNMC	0	0.00	0	0.00	0	0	0	45,000	45,000
33-1852-0018	CON-Distributive Learning-UNMC	0	0.00	130,362	2.00	35,242	0	165,604	65,000	230,604
33-1852-0019	CON-Other Fees-UNMC	0	0.00	0	0.00	0	0	0	402,000	402,000
33-1852-0020	CON-Omaha Technology Fee	0	0.00	0	0.00	0	0	0	75,000	75,000
33-1852-0026	Sen Fees - Scottsbluff	0	0.00	0	0.00	0	0	0	800	800
33-1852-0036	Fees - Kearney	0	0.00	0	0.00	0	0	0	200	200
33-1852-0046	CON-Course Fees-Kearney	0	0.00	46,460	1.00	12,559	0	59,019	9,800	68,819
33-1852-0047	CON-Lab Fees-Kearney	0	0.00	0	0.00	0	0	0	14,000	14,000
33-1852-0048	CON-Distributive Learning-Kearney	0	0.00	0	0.00	0	0	0	80,000	80,000
33-1852-0049	CON-Other Fees-Kearney	0	0.00	0	0.00	0	0	0	1,400	1,400
33-1852-0050	CON-Kearney Technology Fee	0	0.00	0	0.00	0	0	0	12,000	12,000
33-1852-0056	CON - Course Fees - Norfolk	0	0.00	46,690	1.00	12,623	0	59,313	10,500	69,813
33-1852-0057	CON - Lab Fees - Norfolk	0	0.00	0	0.00	0	0	0	19,000	19,000
33-1852-0058	CON - Distributive Learning - Norfolk	0	0.00	0	0.00	0	0	0	52,000	52,000
33-1852-0060	CON-Norfolk Technology Fee	0	0.00	0	0.00	0	0	0	12,000	12,000
33-1852-0066	Sen Fees - Norfolk	0	0.00	0	0.00	0	0	0	900	900
33-1852-0101	CON Application Fees	0	0.00	0	0.00	0	0	0	8,000	8,000
33-1852-2226	CON-Course Fees-UNL	0	0.00	46,440	1.00	12,554	0	58,994	15,500	74,494
33-1852-2227	CON-Lab Fees-UNL	0	0.00	49,740	1.00	13,447	0	63,187	20,000	83,187
33-1852-2228	CON-Distributive Learning-UNL	0	0.00	110,047	2.00	29,751	0	139,798	7,200	146,998
33-1852-2229	CON-Other Fees-UNL	0	0.00	0	0.00	0	0	0	700	700
33-1852-2230	CON-Lincoln Technology Fee	0	0.00	0	0.00	0	0	0	6,500	6,500
33-1852-3336	CON-Course Fees-Scottsbluff	0	0.00	0	0.00	0	0	0	10,000	10,000
33-1852-3337	CON-Lab Fees-Scottsbluff	0	0.00	0	0.00	0	0	0	9,000	9,000
33-1852-3338	CON-Distributive Learning-Scottsbluff	0	0.00	0	0.00	0	0	0	17,000	17,000
33-1852-3339	CON-Other Fees-Scottsbluff	0	0.00	0	0.00	0	0	0	3,000	3,000
33-1852-3340	CON-Western Nebraska Technology Fee	0	0.00	0	0.00	0	0	0	12,000	12,000
33-1854-0005	CBH Development-Morris	0	0.00	0	0.00	0	0	0	5,161	5,161
33-1854-0016	C Miller Professional Development	0	0.00	0	0.00	0	0	0	40,000	40,000
33-1854-0020	CON-Wellness for Women	0	0.00	0	0.00	0	0	0	109	109
33-1854-0030	Northern Division	0	0.00	0	0.00	0	0	0	70,000	70,000
33-1854-0036	Nursing-Learning Center	0	0.00	0	0.00	0	0	0	7,700	7,700
33-1854-0100	Evaluation Contracts-Kaiser	0	0.00	0	0.00	0	0	0	5,000	5,000
33-1854-0110	Aguirre Additional Comp Fund	0	0.00	0	0.00	0	0	0	450	450
33-1854-0600	Con - Equip Maint Contracts	0	0.00	71,153	1.00	19,237	0	90,390	117,000	207,390
33-1854-0601	Con-Eq Maint Cntrct UNL	0	0.00	0	0.00	0	0	0	3,000	3,000
33-1854-0602	Con-Eq Maint Cntrct Sctblf	0	0.00	0	0.00	0	0	0	3,000	3,000
33-1854-0603	Con-Eq Maint Cntrct UNK	0	0.00	0	0.00	0	0	0	3,000	3,000
	TOTAL	**0**	**0.00**	**606,883**	**11.00**	**164,069**	**0**	**770,952**	**1,202,920**	**1,973,872**
	SUB PROGRAM TOTAL	**13,533,289**	**145**	**4,681,367**	**71**	**4,335,009**	**0**	**22,549,665**	**1,211,213**	**23,760,878**

SUBPROGRAM #/NAME: 19 Eppley Research Institute

UNMC-State General Fund-731 State & University Generated/Unrestricted

COST OBJECT		FACULTY Dollar	FACULTY FTE	NON FACULTY Dollar	NON FACULTY FTE	EMPLOYEE BENEFITS	PERSONAL SERVICE CREDITS	TOTAL PERSONAL SERVICES	TOTAL OPERATING EXPENSES	TOTAL
31-1905-0002	Eppley Administration	30,051	0.37	530,709	8.57	141,177	0	701,937	74,446	776,383
31-1905-0006	Eppley Media and Education	0	0.00	75,142	1.23	20,439	0	95,581	10,000	105,581

COST OBJECT LISTING BY SUB PROGRAM
2021-2022GENERAL OPERATING BUDGET
UNIVERSITY OF NEBRASKA MEDICAL CENTER

SUBPROGRAM #/NAME: 19 Eppley Research Institute

UNMC-State General Fund-731 State & University Generated/Unrestricted

COST OBJECT		FACULTY Dollar	FACULTY FTE	NON FACULTY Dollar	NON FACULTY FTE	EMPLOYEE BENEFITS	PERSONAL SERVICE CREDITS	TOTAL PERSONAL SERVICES	TOTAL OPERATING EXPENSES	TOTAL
31-1905-0012	Eppley Director	0	0.00	70,680	0.55	18,782	0	89,462	24,465	113,927
31-1905-0015	FACULTY ADMIN	486,930	0.00	10,000	0.00	135,166	0	632,096	0	632,096
31-1905-0022	Eppley Faculty Research	1,329,997	9.47	0	0.00	361,760	0	1,691,757	0	1,691,757
31-1905-0032	Eppley Facilities & Maintenance	0	0.00	109,407	1.40	29,758	0	139,165	34,890	174,055
31-1905-0102	Eppley Recruitment	0	0.00	0	0.00	0	0	0	15,267	15,267
31-1905-0402	Eppley Seminars	0	0.00	0	0.00	0	0	0	10,000	10,000
31-1905-0502	Eppley Computing Technologies	0	0.00	119,268	1.50	32,441	0	151,709	14,000	165,709
31-1905-3306	Eppley Indir Cost - Rizzino	0	0.00	16,176	0.25	4,400	0	20,576	0	20,576
31-1905-3307	Eppley Indir Cost - Shcherbakova	20,000	0.13	0	0.00	5,440	0	25,440	0	25,440
31-1905-7304	COSTSHARING/ 35-1905-2044-001	32,680	0.13	0	0.00	8,890	0	41,570	0	41,570
31-1905-7306	COSTSHARING/ 34-1905-2254-029	45,954	0.27	0	0.00	12,499	0	58,453	0	58,453
	TOTAL	**1,945,612**	**10.35**	**931,382**	**13.50**	**770,752**	**0**	**3,647,746**	**183,068**	**3,830,814**

UNMC-Federal Letter of Credit-736 Federal/Restricted

COST OBJECT		FACULTY Dollar	FACULTY FTE	NON FACULTY Dollar	NON FACULTY FTE	EMPLOYEE BENEFITS	PERSONAL SERVICE CREDITS	TOTAL PERSONAL SERVICES	TOTAL OPERATING EXPENSES	TOTAL
34-1901-2119052	COVID Supplement-Reid Portion	2,865	0.02	71,598	1.50	14,619	0	89,082	0	89,082
34-1901-2119053	COVID Supplement-Guda Portion	1,973	0.01	27,010	0.55	5,690	0	34,673	0	34,673
34-1901-2119054	COVID Supplement-Byrareddy Portion	1,618	0.00	39,095	0.75	7,995	0	48,708	0	48,708
34-1901-2120032	Senior Leadership	58,071	0.32	138,486	0.50	38,594	0	235,151	0	235,151
34-1901-2120033	Leaders of Scientific Research Programs	171,178	1.09	0	0.00	33,610	0	204,788	0	204,788
34-1901-2120035	Developmental Funds	0	0.00	181,160	3.68	35,570	0	216,730	0	216,730
34-1901-2120036	Administration	0	0.00	173,552	2.30	34,077	0	207,629	0	207,629
34-1901-2120037	Cytometry Facility	0	0.00	41,771	0.60	8,201	0	49,972	0	49,972
34-1901-2120038	Advanced Microscopy Core Facility	8,699	0.06	8,856	0.15	3,447	0	21,002	0	21,002
34-1901-2120039	Laboratory Services Shared Resource	6,533	0.06	46,384	0.60	10,390	0	63,307	0	63,307
34-1901-2120040	Molecular Biology Core Facility	42,164	0.42	54,391	1.05	18,959	0	115,514	0	115,514
34-1901-2120042	Structural Biolog Facility	17,127	0.12	73,367	1.11	17,768	0	108,262	0	108,262
34-1901-2120043	Histological Suppot	9,865	0.12	25,645	0.50	6,973	0	42,483	0	42,483
34-1901-2120044	Bioinformatics Facility	19,730	0.11	35,122	0.43	10,770	0	65,622	0	65,622
34-1901-2120045	Biostatistics Facility	32,147	0.25	7,734	0.10	7,830	0	47,711	0	47,711
34-1901-2120046	Clinical Protocol and Data Mgmt Unit	0	0.00	64,850	1.05	12,734	0	77,584	0	77,584
34-1901-2120047	Protocol Review and Monitoring System	8,355	0.08	42,958	0.80	10,074	0	61,387	0	61,387
34-1901-2120049	Lymphoma Support	1,973	0.02	0	0.00	388	0	2,361	0	2,361
34-1901-2120050	Tumor Bank Support	9,865	0.21	21,555	0.50	6,169	0	37,589	0	37,589
34-1905-2224001	Eppley	22,019	0.41	16,565	0.25	7,576	0	46,160	0	46,160
34-1905-2229001	Eppley	57,087	0.80	0	0.00	11,208	0	68,295	0	68,295
34-1905-2233001	Eppley	67,427	0.77	41,547	1.00	21,397	0	130,371	0	130,371
34-1905-2234001	Eppley	85,987	1.21	96,788	2.00	35,887	0	218,662	0	218,662
34-1905-2235001	Eppley	49,513	0.50	48,394	1.00	19,225	0	117,132	0	117,132
34-1905-2238104	PCDC - Tissue Resource	0	0.00	3,190	0.04	626	0	3,816	0	3,816
34-1905-2238105	PCDC - Tissue Resource	19,777	0.25	0	0.00	3,884	0	23,661	0	23,661
34-1905-2238204	PCDC - Bio Specimen Project	7,497	0.08	66,791	1.00	14,586	0	88,874	0	88,874
34-1905-2238205	PCDC - Bio Specimen Project	24,913	0.10	0	0.00	4,892	0	29,805	0	29,805
34-1905-2238304	PCDC - Research Project	54,665	1.00	28,699	0.50	16,368	0	99,732	0	99,732
34-1905-2238305	PCDC - Research Project	24,913	0.10	0	0.00	4,892	0	29,805	0	29,805
34-1905-2242001	Eppley	90,180	1.36	0	0.00	17,707	0	107,887	0	107,887
34-1905-2244103	Administrative Core	9,615	0.19	0	0.00	1,888	0	11,503	0	11,503
34-1905-2244104	Administrative Core	178,636	1.06	33,330	0.50	41,619	0	253,585	0	253,585
34-1905-2244204	HighThroughput Screening and Computatio	8,122	0.10	0	0.00	1,594	0	9,716	0	9,716

COST OBJECT LISTING BY SUB PROGRAM
2021-2022GENERAL OPERATING BUDGET
UNIVERSITY OF NEBRASKA MEDICAL CENTER

SUBPROGRAM #/NAME: 19 Eppley Research Institute

UNMC-Federal Letter of Credit-736 Federal/Restricted

COST OBJECT		FACULTY Dollar	FACULTY FTE	NON FACULTY Dollar	NON FACULTY FTE	EMPLOYEE BENEFITS	PERSONAL SERVICE CREDITS	TOTAL PERSONAL SERVICES	TOTAL OPERATING EXPENSES	TOTAL
34-1905-2244404	Target Validation Core 3	22,654	0.24	96,922	1.70	23,479	0	143,055	0	143,055
34-1905-2244503	Spartan Protease Repairs DNA-Protein Cro	43,278	0.53	39,000	1.00	16,154	0	98,432	0	98,432
34-1905-2244703	Role of E2 Ligase, UBR5, in Hematopoieti	49,037	0.50	0	0.00	9,628	0	58,665	0	58,665
34-1905-2244804	CTDP1 Regulates FANCI and the Response t	49,440	0.55	49,108	1.00	19,350	0	117,898	0	117,898
34-1905-2245001	Eppley	149,015	1.60	94,847	2.00	47,881	0	291,743	0	291,743
34-1905-2246001	Eppley	23,442	0.28	0	0.00	4,602	0	28,044	0	28,044
34-1905-2247001	Eppley	0	0.00	18,700	0.50	3,672	0	22,372	0	22,372
34-1905-2249011	Eppley	49,914	0.42	65,759	1.85	22,712	0	138,385	0	138,385
34-1905-2250006	Eppley	68,823	0.76	70,271	1.50	27,311	0	166,405	0	166,405
34-1905-2251001	Eppley	49,914	0.42	48,394	1.00	19,303	0	117,611	0	117,611
34-1905-2251101	Restricted supplement for Bradley Presto	100,000	0.63	0	0.00	19,635	0	119,635	0	119,635
34-1905-2252001	Eppley	65,300	0.76	18,109	0.40	16,378	0	99,787	0	99,787
34-1905-2253001	Eppley	54,926	0.70	16,565	0.25	14,037	0	85,528	0	85,528
34-1905-2255101	Eppley	4,297	0.03	1,508	0.02	1,141	0	6,946	0	6,946
	TOTAL	**1,822,554**	**18.21**	**1,908,021**	**33.68**	**732,490**	**0**	**4,463,065**	**0**	**4,463,065**

UNMC-Federal Advance-737 Federal/Restricted

COST OBJECT		FACULTY Dollar	FACULTY FTE	NON FACULTY Dollar	NON FACULTY FTE	EMPLOYEE BENEFITS	PERSONAL SERVICE CREDITS	TOTAL PERSONAL SERVICES	TOTAL OPERATING EXPENSES	TOTAL
35-1905-2044001	Eppley	0	0.00	24,197	0.50	4,750	0	28,947	0	28,947
35-1905-2045001	Eppley	96,964	0.46	52,056	1.15	29,260	0	178,280	0	178,280
35-1905-2046001	Eppley	77,510	1.05	0	0.00	15,220	0	92,730	0	92,730
35-1905-2047101	Borgstahl Portion	7,162	0.05	0	0.00	1,406	0	8,568	0	8,568
35-1905-2047201	Bessho Portion	3,465	0.03	19,602	0.38	4,528	0	27,595	0	27,595
35-1905-2047301	Natarajan Portion	18,825	0.29	0	0.00	3,697	0	22,522	0	22,522
	TOTAL	**203,926**	**1.88**	**95,855**	**2.03**	**58,861**	**0**	**358,642**	**0**	**358,642**

UNMC-Trust-Grant/Cont/Loan/End-738 Trust/Restricted

COST OBJECT		FACULTY Dollar	FACULTY FTE	NON FACULTY Dollar	NON FACULTY FTE	EMPLOYEE BENEFITS	PERSONAL SERVICE CREDITS	TOTAL PERSONAL SERVICES	TOTAL OPERATING EXPENSES	TOTAL
36-1905-2222402	Mahapatra Pilot-Exploring the Oncogenic	0	0.00	16,830	0.30	3,775	0	20,605	0	20,605
36-1905-2293001	Eppley	52,848	0.54	0	0.00	11,857	0	64,705	0	64,705
36-1905-2294001	Eppley	0	0.00	3,750	0.05	841	0	4,591	0	4,591
36-1905-2295888	Eppley	0	0.00	3,750	0.05	841	0	4,591	0	4,591
36-1905-2343001	Eppley	23,031	0.32	0	0.00	5,167	0	28,198	0	28,198
36-1905-2351001	Eppley	6,290	0.06	0	0.00	1,412	0	7,702	0	7,702
36-1905-2352001	Eppley	7,468	0.10	0	0.00	1,675	0	9,143	0	9,143
37-1905-2003001	Eppley Fdn/Carcinogensis	0	0.00	142,941	0.34	32,069	0	175,010	0	175,010
37-1905-2022001	Project Purple Pancreatic Rsrch Master	0	0.00	122,205	2.00	27,416	0	149,621	0	149,621
37-1905-2025001	Eppley	0	0.00	16,657	0.30	3,737	0	20,394	0	20,394
37-1905-2028001	Eppley	0	0.00	11,874	0.20	2,665	0	14,539	0	14,539
37-1905-2046001	Eppley	26,873	0.60	0	0.00	6,030	0	32,903	0	32,903
37-1905-2048001	Eppley	0	0.00	10,714	0.25	2,404	0	13,118	0	13,118
37-1905-2051001	Eppley	0	0.00	34,665	0.65	7,777	0	42,442	0	42,442
37-1905-2100106	Dong	0	0.00	18,666	0.35	4,189	0	22,855	0	22,855
37-1905-2100107	Natarajan	17,522	0.35	16,565	0.25	7,646	0	41,733	0	41,733
37-1905-2100114	Woods	0	0.00	24,555	0.50	5,508	0	30,063	0	30,063
37-1905-2100117	Singh	0	0.00	19,671	0.50	4,413	0	24,084	0	24,084
37-1905-2202001	Eppley	0	0.00	19,603	0.38	4,399	0	24,002	0	24,002
37-1905-2206001	Eppley	0	0.00	5,005	0.15	1,123	0	6,128	0	6,128

COST OBJECT LISTING BY SUB PROGRAM
2021-2022GENERAL OPERATING BUDGET
UNIVERSITY OF NEBRASKA MEDICAL CENTER

SUBPROGRAM #/NAME: 19 Eppley Research Institute

UNMC-Trust-Grant/Cont/Loan/End-738 Trust/Restricted

COST OBJECT		FACULTY Dollar	FACULTY FTE	NON FACULTY Dollar	NON FACULTY FTE	EMPLOYEE BENEFITS	PERSONAL SERVICE CREDITS	TOTAL PERSONAL SERVICES	TOTAL OPERATING EXPENSES	TOTAL
37-1905-2211001	Eppley	0	0.00	18,700	0.50	4,196	0	22,896	0	22,896
37-1905-2219001	Eppley Cancer Institute	0	0.00	19,046	0.25	4,273	0	23,319	0	23,319
37-1905-2221001	Eppley	0	0.00	48,394	1.00	10,857	0	59,251	0	59,251
37-1905-4003001	Eppley	35,000	0.00	0	0.00	7,852	0	42,852	0	42,852
37-1905-4005001	Eppley	0	0.00	125,000	0.00	28,043	0	153,043	0	153,043
37-1905-4006001	Eppley	15,000	0.00	0	0.00	3,365	0	18,365	0	18,365
	TOTAL	**184,032**	**1.97**	**678,591**	**8.02**	**193,530**	**0**	**1,056,153**	**0**	**1,056,153**

UNMC-Auxiliary-739 Auxiliaries & Services/Restricted

COST OBJECT		FACULTY Dollar	FACULTY FTE	NON FACULTY Dollar	NON FACULTY FTE	EMPLOYEE BENEFITS	PERSONAL SERVICE CREDITS	TOTAL PERSONAL SERVICES	TOTAL OPERATING EXPENSES	TOTAL
33-1953-0550	Crystallography Facility	0	0.00	17,343	0.23	4,688	0	22,031	0	22,031
33-1953-0556	NMR Facility	0	0.00	17,226	0.21	4,657	0	21,883	0	21,883
33-1953-0558	Intvit Phtn Img Core	22,406	0.30	0	0.00	6,058	0	28,464	0	28,464
	TOTAL	**22,406**	**0.30**	**34,569**	**0.44**	**15,403**	**0**	**72,378**	**0**	**72,378**
	SUB PROGRAM TOTAL	**4,178,530**	**33**	**3,648,418**	**58**	**1,771,036**	**0**	**9,597,984**	**183,068**	**9,781,052**

SUBPROGRAM #/NAME: 20 College of Pharmacy

UNMC-State General Fund-731 State & University Generated/Unrestricted

COST OBJECT		FACULTY Dollar	FACULTY FTE	NON FACULTY Dollar	NON FACULTY FTE	EMPLOYEE BENEFITS	PERSONAL SERVICE CREDITS	TOTAL PERSONAL SERVICES	TOTAL OPERATING EXPENSES	TOTAL
31-2001-0004	College of Pharmacy	486,543	3.72	839,677	7.89	331,399	0	1,657,619	21,383	1,679,002
31-2001-0050	COP Special Tuition	449,669	3.57	14,236	0.35	105,902	0	569,807	16,800	586,607
31-2001-0292	Salary Release-Pharmacy Practice	0	0.00	9,320	0.24	1,678	0	10,998	0	10,998
31-2001-0334	COP Distr Of Indirect Cost	0	0.00	25,362	0.55	6,897	0	32,259	0	32,259
31-2001-5001	Diff Tuition Sup1819	66,950	0.00	0	0.00	12,051	0	79,001	0	79,001
31-2001-5003	Chinese Sch Prgm	534,858	4.90	0	0.00	117,146	0	652,004	0	652,004
31-2005-0001	Pharmaceutical Sciences	1,426,336	8.99	99,085	0.40	411,267	0	1,936,688	38,011	1,974,699
31-2005-0045	COP- Oupicky Start Up	3,676	0.18	36,002	0.70	10,453	0	50,131	0	50,131
31-2005-0061	COP Pharmaceutical Sci-Dev	51,229	1.51	0	0.00	9,221	0	60,450	0	60,450
31-2005-0505	POE-Ctr for Drug Delivery&Nanomedicine	96,077	0.78	21,502	0.50	0	0	117,579	0	117,579
31-2005-0506	POE-DRUG DISCOVERYID	134,969	1.56	0	0.00	31,909	0	166,878	0	166,878
31-2005-3054	COSTSHARING 36-5234-2420-001	3,088	0.02	0	0.00	556	0	3,644	0	3,644
31-2007-0004	College of Pharmacy General	0	0.00	100,000	5.00	18,000	0	118,000	0	118,000
31-2009-0001	Pharmacy Practice	1,223,699	12.00	109,951	0.50	388,155	0	1,721,805	25,869	1,747,674
31-2009-0051	POE-Pharmaceutical Outcomes	106,630	0.72	0	0.00	23,578	0	130,208	0	130,208
31-2009-0092	COP-KNOELL START UP	0	0.00	56,155	1.00	15,274	0	71,429	0	71,429
31-2009-3016	McAdam Marx Startup	0	0.00	49,228	1.00	13,390	0	62,618	0	62,618
	TOTAL	**4,583,724**	**37.95**	**1,360,518**	**18.13**	**1,496,876**	**0**	**7,441,118**	**102,063**	**7,543,181**

UNMC-Federal Letter of Credit-736 Federal/Restricted

COST OBJECT		FACULTY Dollar	FACULTY FTE	NON FACULTY Dollar	NON FACULTY FTE	EMPLOYEE BENEFITS	PERSONAL SERVICE CREDITS	TOTAL PERSONAL SERVICES	TOTAL OPERATING EXPENSES	TOTAL
34-2001-2002001	College of Pharmacy	44,565	0.18	6,279	0.10	9,984	0	60,828	0	60,828
34-2001-2002101	Fox Portion	19,730	0.08	33,738	0.50	10,497	0	63,965	0	63,965
34-2005-2077001	College of Pharmacy	32,948	0.25	0	0.00	6,469	0	39,417	0	39,417
34-2005-2081001	College of Pharmacy	51,340	0.86	0	0.00	10,080	0	61,420	0	61,420

COST OBJECT LISTING BY SUB PROGRAM
2021-2022GENERAL OPERATING BUDGET
UNIVERSITY OF NEBRASKA MEDICAL CENTER

SUBPROGRAM #/NAME: 20 College of Pharmacy

UNMC-Federal Letter of Credit-736 Federal/Restricted

COST OBJECT		FACULTY Dollar	FACULTY FTE	NON FACULTY Dollar	NON FACULTY FTE	EMPLOYEE BENEFITS	PERSONAL SERVICE CREDITS	TOTAL PERSONAL SERVICES	TOTAL OPERATING EXPENSES	TOTAL
34-2005-2082001	College of Pharmacy	62,615	0.55	0	0.00	12,295	0	74,910	0	74,910
34-2005-2086001	College of Pharmacy	13,355	0.18	0	0.00	2,622	0	15,977	0	15,977
34-2005-2089103	Nebraska Center for Nanomed - Admin Core	37,511	0.37	63,631	1.01	19,859	0	121,001	0	121,001
34-2005-2089203	Nebraska Center for Nanomed - Core One	46,774	0.90	0	0.00	9,184	0	55,958	0	55,958
34-2005-2090001	College of Pharmacy	27,829	0.16	0	0.00	5,464	0	33,293	0	33,293
34-2005-2092101	Self-immolative prodrug/miRNA nanopartic	40,752	0.58	5,202	0.10	9,023	0	54,977	0	54,977
34-2005-2093001	College of Pharmacy	27,466	0.19	0	0.00	5,392	0	32,858	0	32,858
34-2005-2094001	College of Pharmacy	66,096	0.66	82,066	1.60	29,091	0	177,253	0	177,253
34-2005-2095001	College of Pharmacy	127,481	1.65	9,000	0.30	26,797	0	163,278	0	163,278
34-2005-2096001	College of Pharmacy	24,324	0.20	48,394	1.00	14,278	0	86,996	0	86,996
34-2005-2097001	Optimization of Antischistosomal Chemoty	98,062	1.25	48,634	1.00	28,804	0	175,500	0	175,500
34-2005-2098001	College of Pharmacy	43,479	0.26	0	0.00	8,537	0	52,016	0	52,016
34-2005-2099001	Evaluating mycothiolation of xenobiotics	27,876	0.17	0	0.00	5,473	0	33,349	0	33,349
34-2005-2100101	Chloroquine-based polymer particles as o	54,194	0.62	80,459	1.60	26,439	0	161,092	0	161,092
34-2005-2101001	College of Pharmacy	72,591	0.82	31,985	0.83	20,534	0	125,110	0	125,110
34-2005-2102101	Mechanistic Studies of Stalled-Bianco	80,000	1.00	0	0.00	15,708	0	95,708	0	95,708
34-2005-2102201	Mechanistic Studies-Lyubchenko Portion	44,621	0.25	0	0.00	8,762	0	53,383	0	53,383
34-2005-2103001	College of Pharmacy	32,163	0.25	48,394	1.00	15,818	0	96,375	0	96,375
34-2005-2106001	College of Pharmacy	22,303	0.15	0	0.00	4,379	0	26,682	0	26,682
34-2005-2107001	College of Pharmacy	25,249	0.19	28,340	0.51	10,522	0	64,111	0	64,111
34-2009-2000101	Dose-Response Relationship and Pharmacok	11,075	0.08	0	0.00	2,174	0	13,249	0	13,249
34-2009-2031001	College of Pharmacy	34,944	0.22	0	0.00	6,861	0	41,805	0	41,805
34-2009-2033001	College of Pharmacy	95,409	0.75	0	0.00	18,734	0	114,143	0	114,143
34-2009-2035001	College of Pharmacy	87,751	0.75	14,208	0.20	20,020	0	121,979	0	121,979
34-2009-2036101	College of Pharmacy	17,512	0.20	0	0.00	3,440	0	20,952	0	20,952
34-2009-2037020	College of Pharmacy	0	0.00	41,820	0.85	8,211	0	50,031	0	50,031
34-2009-2038001	College of Pharmacy	19,028	0.23	0	0.00	3,736	0	22,764	0	22,764
	TOTAL	**1,389,043**	**13.98**	**542,150**	**10.59**	**379,187**	**0**	**2,310,380**	**0**	**2,310,380**

UNMC-Federal Advance-737 Federal/Restricted

COST OBJECT		FACULTY Dollar	FACULTY FTE	NON FACULTY Dollar	NON FACULTY FTE	EMPLOYEE BENEFITS	PERSONAL SERVICE CREDITS	TOTAL PERSONAL SERVICES	TOTAL OPERATING EXPENSES	TOTAL
35-2005-2023013	College of Pharmacy	22,093	0.13	46,690	1.00	13,506	0	82,289	0	82,289
35-2005-2024001	Collaborative Research: Theoretical and	8,040	0.05	48,395	1.00	11,080	0	67,515	0	67,515
35-2005-2026001	CAREER: Experimental and Theoretical Stu	10,109	0.08	24,360	1.00	6,767	0	41,236	0	41,236
	TOTAL	**40,242**	**0.25**	**119,445**	**3.00**	**31,353**	**0**	**191,040**	**0**	**191,040**

UNMC-Trust-Grant/Cont/Loan/End-738 Trust/Restricted

COST OBJECT		FACULTY Dollar	FACULTY FTE	NON FACULTY Dollar	NON FACULTY FTE	EMPLOYEE BENEFITS	PERSONAL SERVICE CREDITS	TOTAL PERSONAL SERVICES	TOTAL OPERATING EXPENSES	TOTAL
36-2001-2018001	College of Pharmacy	28,845	0.10	40,655	0.70	15,594	0	85,094	0	85,094
36-2005-2142001	College of Pharmacy	13,772	0.10	9,631	0.20	5,250	0	28,653	0	28,653
36-2005-2144001	College of Pharmacy	71,484	1.17	0	0.00	16,036	0	87,520	0	87,520
36-2005-2148001	College of Pharmacy	18,773	0.34	0	0.00	4,211	0	22,984	0	22,984
36-2005-2152001	College of Pharmacy	6,887	0.05	0	0.00	1,545	0	8,432	0	8,432
36-2005-2153001	College of Pharmacy	24,324	0.20	47,679	1.00	16,153	0	88,156	0	88,156
36-2005-2155001	Developing a model of pharmacy-based pre	10,723	0.07	0	0.00	2,406	0	13,129	0	13,129
36-2005-2157002	Targeting Nanotherapeutics for Neuroprot	15,884	0.19	0	0.00	3,563	0	19,447	0	19,447
36-2005-2161002	ProGel Technology for Better Management	35,698	0.20	48,394	1.00	18,867	0	102,959	0	102,959
36-2005-2163001	College of Pharmacy	13,620	0.14	9,692	0.25	5,230	0	28,542	0	28,542

COST OBJECT LISTING BY SUB PROGRAM
2021-2022GENERAL OPERATING BUDGET
UNIVERSITY OF NEBRASKA MEDICAL CENTER

SUBPROGRAM #/NAME: 20 College of Pharmacy

UNMC-Trust-Grant/Cont/Loan/End-738 Trust/Restricted

COST OBJECT		FACULTY Dollar	FACULTY FTE	NON FACULTY Dollar	NON FACULTY FTE	EMPLOYEE BENEFITS	PERSONAL SERVICE CREDITS	TOTAL PERSONAL SERVICES	TOTAL OPERATING EXPENSES	TOTAL
36-2009-2050015	Chicago Clinical Trials Unit	7,557	0.05	0	0.00	1,695	0	9,252	0	9,252
36-2009-2070001	Outcomes associated with a collaborative	42,552	0.29	0	0.00	9,547	0	52,099	0	52,099
36-2009-2074001	COVID-19: Post-exposure prophylaxis clin	21,829	0.14	0	0.00	4,897	0	26,726	0	26,726
36-2009-2076001	Prospective Study in adults at risk for	46,398	0.31	0	0.00	10,409	0	56,807	0	56,807
36-2009-2079001	College of Pharmacy	35,750	0.25	18,227	0.30	12,110	0	66,087	0	66,087
36-2009-2080001	College of Pharmacy	51,873	0.23	51,991	1.05	23,302	0	127,166	0	127,166
36-2009-2081001	College of Pharmacy	4,146	0.03	0	0.00	930	0	5,076	0	5,076
36-2009-2082001	College of Pharmacy	5,386	0.04	0	0.00	1,208	0	6,594	0	6,594
36-2009-2083001	College of Pharmacy	0	0.00	50,236	0.80	11,270	0	61,506	0	61,506
36-2009-2084001	College of Pharmacy	3,422	0.03	0	0.00	768	0	4,190	0	4,190
36-2009-2085001	College of Pharmacy	17,757	0.06	0	0.00	3,984	0	21,741	0	21,741
37-2001-2013001	Peds Clinical Pharmacology	39,552	0.29	42,900	0.85	18,497	0	100,949	0	100,949
37-2005-2073001	Pharmaceutical Sciences	0	0.00	47,838	1.00	10,733	0	58,571	0	58,571
	TOTAL	**516,232**	**4.25**	**367,243**	**7.15**	**198,205**	**0**	**1,081,680**	**0**	**1,081,680**

UNMC-Auxiliary-739 Auxiliaries & Services/Restricted

COST OBJECT		FACULTY Dollar	FACULTY FTE	NON FACULTY Dollar	NON FACULTY FTE	EMPLOYEE BENEFITS	PERSONAL SERVICE CREDITS	TOTAL PERSONAL SERVICES	TOTAL OPERATING EXPENSES	TOTAL
33-2001-0030	Course Fees	0	0.00	31,867	0.65	8,615	0	40,482	0	40,482
33-2001-0033	Therapeutic Vision II	0	0.00	68,346	1.50	18,477	0	86,823	0	86,823
33-2001-0060	COP Tech Prg Fees	82,277	0.93	0	0.00	22,243	0	104,520	0	104,520
33-2001-0200	COP Student Technology Fee	0	0.00	54,372	1.00	14,701	0	69,073	0	69,073
33-2001-0600	COP_Chinese Program Fee	0	0.00	127,260	2.41	34,404	0	161,664	0	161,664
33-2051-0126	COP-Ram Mahato Auxiliary Account	0	0.00	29,077	0.75	7,861	0	36,938	0	36,938
33-2051-0926	Murry Development	0	0.00	38,524	0.80	10,415	0	48,939	0	48,939
	TOTAL	**82,277**	**0.93**	**349,446**	**7.11**	**116,716**	**0**	**548,439**	**0**	**548,439**
	SUB PROGRAM TOTAL	**6,611,518**	**57**	**2,738,802**	**46**	**2,222,337**	**0**	**11,572,657**	**102,063**	**11,674,720**

SUBPROGRAM #/NAME: 22 Other Instruction or Research

UNMC-State General Fund-731 State & University Generated/Unrestricted

COST OBJECT		FACULTY Dollar	FACULTY FTE	NON FACULTY Dollar	NON FACULTY FTE	EMPLOYEE BENEFITS	PERSONAL SERVICE CREDITS	TOTAL PERSONAL SERVICES	TOTAL OPERATING EXPENSES	TOTAL
31-2211-0004	Chancellor Program Devel	639,111	0.00	472,398	1.00	130,231	0	1,241,740	0	1,241,740
31-2213-0119	Campus Reallocation	1,058,578	0.00	77,449	0.00	204,485	0	1,340,512	0	1,340,512
31-2213-0200	Int'l Health & Medical Education	0	0.00	148,950	1.80	42,707	0	191,657	0	191,657
31-2213-0301	ASSOC VC GLOBAL ENG	0	0.00	97,790	0.00	17,601	0	115,391	0	115,391
31-2213-0500	Faculty Outstanding Performance Stipend	321,311	0.00	0	0.00	57,836	0	379,147	0	379,147
31-2217-0004	Radiation Safety	0	0.00	147,129	5.83	65,942	0	213,071	0	213,071
31-2217-0024	Radiation Waste Disposal	0	0.00	0	0.00	0	0	0	16,114	16,114
31-2217-0054	Chemical Safety	0	0.00	147,212	3.68	43,165	0	190,377	3,719	194,096
31-2217-0104	Chem/Rad Spill Response Team	0	0.00	0	0.00	0	0	0	3,960	3,960
31-2217-0400	UNMC Safety	0	0.00	205,724	4.00	58,831	0	264,555	2,440	266,995
31-2217-0500	Dir-Envirn Hlth Safe	0	0.00	118,331	1.00	35,902	0	154,233	0	154,233
31-2299-0405	Academic Support Services	0	0.00	0	0.00	0	0	0	133,791	133,791
	TOTAL	**2,019,000**	**0.00**	**1,414,983**	**17.30**	**656,700**	**0**	**4,090,683**	**160,024**	**4,250,707**

COST OBJECT LISTING BY SUB PROGRAM
2021-2022GENERAL OPERATING BUDGET
UNIVERSITY OF NEBRASKA MEDICAL CENTER

SUBPROGRAM #/NAME: 22 Other Instruction or Research

UNMC-State General Fund-731 Cash & Student Contracts/Designated

COST OBJECT		FACULTY Dollar	FACULTY FTE	NON FACULTY Dollar	NON FACULTY FTE	EMPLOYEE BENEFITS	PERSONAL SERVICE CREDITS	TOTAL PERSONAL SERVICES	TOTAL OPERATING EXPENSES	TOTAL
31-2215-0014	Unbudgeted O/H Income	0	0.00	0	0.00	0	0	0	32,480,000	32,480,000
	TOTAL	**0**	**0.00**	**0**	**0.00**	**0**	**0**	**0**	**32,480,000**	**32,480,000**

UNMC-Auxiliary-739 Auxiliaries & Services/Restricted

COST OBJECT		FACULTY Dollar	FACULTY FTE	NON FACULTY Dollar	NON FACULTY FTE	EMPLOYEE BENEFITS	PERSONAL SERVICE CREDITS	TOTAL PERSONAL SERVICES	TOTAL OPERATING EXPENSES	TOTAL
33-2217-0526	Radiation Safety VA	0	0.00	92,983	1.00	25,137	0	118,120	0	118,120
	TOTAL	**0**	**0.00**	**92,983**	**1.00**	**25,137**	**0**	**118,120**	**0**	**118,120**
	SUB PROGRAM TOTAL	**2,019,000**	**0**	**1,507,966**	**18**	**681,837**	**0**	**4,208,803**	**32,640,024**	**36,848,827**

SUBPROGRAM #/NAME: 23 Student Aid

UNMC-State General Fund-731 State & University Generated/Unrestricted

COST OBJECT		FACULTY Dollar	FACULTY FTE	NON FACULTY Dollar	NON FACULTY FTE	EMPLOYEE BENEFITS	PERSONAL SERVICE CREDITS	TOTAL PERSONAL SERVICES	TOTAL OPERATING EXPENSES	TOTAL
31-2313-0007	Collegebound Nebraska	0	0.00	0	0.00	0	0	0	300,000	300,000
	TOTAL	**0**	**0.00**	**0**	**0.00**	**0**	**0**	**0**	**300,000**	**300,000**
	SUB PROGRAM TOTAL	**0**	**0**	**0**	**0**	**0**	**0**	**0**	**300,000**	**300,000**

SUBPROGRAM #/NAME: 24 International Programs

UNMC-Auxiliary-739 Auxiliaries & Services/Restricted

COST OBJECT		FACULTY Dollar	FACULTY FTE	NON FACULTY Dollar	NON FACULTY FTE	EMPLOYEE BENEFITS	PERSONAL SERVICE CREDITS	TOTAL PERSONAL SERVICES	TOTAL OPERATING EXPENSES	TOTAL
33-2405-0010	VISA Processing Fees	0	0.00	229,970	3.60	62,171	0	292,141	15,000	307,141
33-2405-0035	Shanghai Kemeng GE	0	0.00	54,707	0.40	12,611	0	67,318	0	67,318
	TOTAL	**0**	**0.00**	**284,677**	**4.00**	**74,782**	**0**	**359,459**	**15,000**	**374,459**
	SUB PROGRAM TOTAL	**0**	**0**	**284,677**	**4**	**74,782**	**0**	**359,459**	**15,000**	**374,459**

SUBPROGRAM #/NAME: 25 Instruction Budget Adjustments

UNMC-State General Fund-731 State & University Generated/Unrestricted

COST OBJECT		FACULTY Dollar	FACULTY FTE	NON FACULTY Dollar	NON FACULTY FTE	EMPLOYEE BENEFITS	PERSONAL SERVICE CREDITS	TOTAL PERSONAL SERVICES	TOTAL OPERATING EXPENSES	TOTAL
31-2599-0218	Academic Project Support	1,244,181	1.00	531,125	0.00	1,560,422	0	3,335,728	299,221	3,634,949
31-2599-0220	Faculty Diversity Funding	1,683,733	0.00	0	0.00	0	0	1,683,733	0	1,683,733
31-2599-0240	Mandatory Remissions	0	0.00	0	0.00	0	0	0	12,636	12,636
31-2599-1000	FY Temp Budget Reduction	0	0.00	0	0.00	0	0	0	-300,000	-300,000
31-2599-3000	Info System Reallocation	733,302	0.00	226,096	0.00	172,691	0	1,132,089	90,792	1,222,881
31-2599-4000	Enrollment Management	4,358,385	0.00	0	0.00	0	0	4,358,385	104,822	4,463,207
31-2599-5000	UNMC Special Budget Reduction	16,289	0.00	67,597	0.00	0	0	83,886	172,738	256,624
31-2599-6000	Faculty Tenure/Promo	1,230,883	0.00	7,418	0.00	0	0	1,238,301	0	1,238,301
31-2599-7000	FY PERM BUDGET REDUC	4,529,657	0.00	1,723,431	0.00	19,781	0	6,272,869	0	6,272,869
	TOTAL	**13,796,430**	**1.00**	**2,555,667**	**0.00**	**1,752,894**	**0**	**18,104,991**	**380,209**	**18,485,200**

COST OBJECT LISTING BY SUB PROGRAM
2021-2022GENERAL OPERATING BUDGET
UNIVERSITY OF NEBRASKA MEDICAL CENTER

	SUB PROGRAM TOTAL	**13,796,430**	**1**	**2,555,667**	**0**	**1,752,894**	**0**	**18,104,991**	**380,209**	**18,485,200**

SUBPROGRAM #/NAME: 26 Continuing Studies and Public Services

UNMC-State General Fund-731 Revolving/Designated

COST OBJECT		FACULTY Dollar	FACULTY FTE	NON FACULTY Dollar	NON FACULTY FTE	EMPLOYEE BENEFITS	PERSONAL SERVICE CREDITS	TOTAL PERSONAL SERVICES	TOTAL OPERATING EXPENSES	TOTAL
32-2601-0001	General Operating	0	0.00	43,495	1.00	13,977	0	57,472	0	57,472
32-2602-0101	General Operating - Medicine	0	0.00	0	0.00	0	0	0	680,000	680,000
32-2602-0401	Cont Ed Mediated Instruction	0	0.00	0	0.00	0	0	0	9,600	9,600
32-2602-0601	Cont Ed NHS	0	0.00	0	0.00	0	0	0	40,000	40,000
32-2602-0701	Cont Ed Rounds	0	0.00	0	0.00	0	0	0	28,000	28,000
32-2602-0801	Cont Ed Outreach	0	0.00	0	0.00	0	0	0	50,000	50,000
32-2603-0301	Emergency Medical Services-General	0	0.00	0	0.00	0	0	0	48,000	48,000
32-2604-0201	Pharmacy/Dentistry/Allied Health-General	0	0.00	0	0.00	0	0	0	42,900	42,900
32-2605-0101	Continuing Education - Personnel	0	0.00	1,015,876	17.61	326,450	0	1,342,326	124,070	1,466,396
32-2693-1300	College of Nursing	1,760	0.02	284,984	4.53	92,144	0	378,888	0	378,888
32-2693-1301	Cont Ed - Nursing Misc	0	0.00	67,393	1.00	21,655	0	89,048	0	89,048
32-2693-1303	Every Woman Matters Conference	0	0.00	39,217	0.63	12,603	0	51,820	0	51,820
32-2693-1304	Pharmacology Conference for Nurse Pract	0	0.00	29,479	0.50	9,473	0	38,952	0	38,952
32-2693-1305	UNMC Mini Medical School	0	0.00	52,405	0.75	16,840	0	69,245	0	69,245
32-2699-0218	Permanent Budget Adj	0	0.00	0	0.00	0	0	0	949,679	949,679
	TOTAL	**1,760**	**0.02**	**1,532,849**	**26.01**	**493,142**	**0**	**2,027,751**	**1,972,249**	**4,000,000**
	SUB PROGRAM TOTAL	**1,760**	**0**	**1,532,849**	**26**	**493,142**	**0**	**2,027,751**	**1,972,249**	**4,000,000**

SUBPROGRAM #/NAME: 29 Academic Computing Support

UNMC-State General Fund-731 State & University Generated/Unrestricted

COST OBJECT		FACULTY Dollar	FACULTY FTE	NON FACULTY Dollar	NON FACULTY FTE	EMPLOYEE BENEFITS	PERSONAL SERVICE CREDITS	TOTAL PERSONAL SERVICES	TOTAL OPERATING EXPENSES	TOTAL
31-2908-0100	IT Academic Funding	0	0.00	1,207,318	14.14	317,699	0	1,525,017	0	1,525,017
31-2908-0906	IT ACAD TECHNOLOGY	0	0.00	0	0.00	0	0	0	152,046	152,046
31-2908-0946	IT CLASSRM ENHANC	0	0.00	0	0.00	0	0	0	21,604	21,604
31-2908-0966	IT Class Sorrell	0	0.00	0	0.00	0	0	0	378,909	378,909
31-2910-0004	Vice Chancellor for Academic ITS	45,000	1.00	75,736	0.00	32,841	0	153,577	0	153,577
	TOTAL	**45,000**	**1.00**	**1,283,054**	**14.14**	**350,540**	**0**	**1,678,594**	**552,559**	**2,231,153**

UNMC-Auxiliary-739 Auxiliaries & Services/Restricted

COST OBJECT		FACULTY Dollar	FACULTY FTE	NON FACULTY Dollar	NON FACULTY FTE	EMPLOYEE BENEFITS	PERSONAL SERVICE CREDITS	TOTAL PERSONAL SERVICES	TOTAL OPERATING EXPENSES	TOTAL
33-2908-0006	IT SLA CLEARINGHOUSE	0	0.00	795,489	10.57	215,059	0	1,010,548	0	1,010,548
33-2908-0112	IT DEVOPS-MOBILE	0	0.00	91,551	1.50	24,752	0	116,303	0	116,303
33-2908-0256	IT DATA CTR-UNMC	0	0.00	0	0.00	0	0	0	244,700	244,700
33-2908-0258	IT NETWORK UNMC	0	0.00	0	0.00	0	0	0	500,000	500,000
33-2908-0260	IT SERVERS-UNMC	0	0.00	0	0.00	0	0	0	200,000	200,000
33-2908-0316	IT VIDEO-SVCS	0	0.00	0	0.00	0	0	0	110,000	110,000
33-2908-0326	IT VIDEO-BUFFETT SUPP	0	0.00	20,863	0.44	5,640	0	26,503	0	26,503
33-2908-0336	IT VIDEO-CLASS TECHS	0	0.00	237,241	4.44	64,138	0	301,379	0	301,379
33-2908-0582	IT INFO SECURITY	0	0.00	0	0.00	0	0	0	603,000	603,000
33-2908-0715	IT INSTRUCT TECHNOLOGY	0	0.00	0	0.00	0	0	0	30,000	30,000
33-2908-0800	IT WORKSTATION	0	0.00	0	0.00	0	0	0	30,000	30,000
33-2909-0006	Telecom Line Rate Rev/Exp	0	0.00	0	0.00	0	0	0	3,160,900	3,160,900
	TOTAL	**0**	**0.00**	**1,145,144**	**16.95**	**309,589**	**0**	**1,454,733**	**4,878,600**	**6,333,333**

COST OBJECT LISTING BY SUB PROGRAM
2021-2022GENERAL OPERATING BUDGET
UNIVERSITY OF NEBRASKA MEDICAL CENTER

	SUB PROGRAM TOTAL	**45,000**	**1**	**2,428,198**	**31**	**660,129**	**0**	**3,133,327**	**5,431,159**	**8,564,486**

SUBPROGRAM #/NAME: 30 Rural Health Education Network

UNMC-State General Fund-731 State & University Generated/Unrestricted

COST OBJECT		FACULTY Dollar	FACULTY FTE	NON FACULTY Dollar	NON FACULTY FTE	EMPLOYEE BENEFITS	PERSONAL SERVICE CREDITS	TOTAL PERSONAL SERVICES	TOTAL OPERATING EXPENSES	TOTAL
31-3003-0001	RURAL HEALTH INITVS	0	0.00	120,969	1.00	33,713	0	154,682	0	154,682
31-3005-0001	RHEN - Allied Health	223,930	2.39	89,072	1.12	91,994	0	404,996	0	404,996
31-3007-0001	RHEN - College Of Medicine	55,304	0.00	32,881	0.58	20,474	0	108,659	0	108,659
31-3009-0001	RHEN - Nursing	58,878	0.33	0	0.00	15,779	0	74,657	0	74,657
31-3013-0001	RHEN - Family Practice	105,390	0.88	102,896	2.00	67,943	0	276,229	0	276,229
31-3015-0001	RHEN/Special Programs	53,911	0.29	0	0.00	14,663	0	68,574	36,567	105,141
31-3015-0051	RHEL Distance Center	0	0.00	44,024	0.93	7,807	0	51,831	0	51,831
31-3015-0075	POE-RHEN-Health Science Programs	0	0.00	0	0.00	0	0	0	28,603	28,603
	TOTAL	**497,413**	**3.88**	**389,842**	**5.63**	**252,373**	**0**	**1,139,628**	**65,170**	**1,204,798**
	SUB PROGRAM TOTAL	**497,413**	**4**	**389,842**	**6**	**252,373**	**0**	**1,139,628**	**65,170**	**1,204,798**

SUBPROGRAM #/NAME: 32 Research Initiative

31-3205-0142	Cell Production Unit	0	0.00	0	0.37	0	0	0	0	0
31-3205-0162	Nuclear Magnetic Resonance Core	0	0.00	0	0.48	0	0	0	0	0
31-3205-0182	Cell Analysis Core Facility	0	0.00	0	0.92	0	0	0	0	0
31-3205-0418	NRI Comp Chem Core	0	0.00	0	0.77	0	0	0	0	0
31-3205-0430	NRI Animal BehavCore	0	0.00	0	0.80	0	0	0	0	0
31-3205-0655	Bioimaging Facility-Boska	0	0.75	0	0.00	0	0	0	0	0
31-3205-0780	Mass Spectometry	0	0.00	0	1.51	0	0	0	0	0
31-3205-0790	Nanoimaging Core Facility for Molecular	0	0.00	0	0.21	0	0	0	0	0
31-3205-0840	Electron Microscopy - Todd	0	0.00	0	1.27	0	0	0	0	0
31-3205-0842	Upgrade Illumina GA11x Next Gen-Eudy	0	0.21	0	2.41	0	0	0	0	0
31-3205-0844	Bioinformatics Core	0	0.49	0	0.00	0	0	0	0	0
31-3205-0996	NRI BELL COLLAB SD G	0	0.00	0	0.33	0	0	0	0	0
31-3205-1004	CASEY NRI COLLABGRAN	0	0.00	0	0.80	0	0	0	0	0
31-3205-1006	DHAWAN COLLABNRI SEED GRANT	0	0.00	0	1.00	0	0	0	0	0
31-3205-1007	XIE NRI COLLAB GRANT	0	0.00	0	0.50	0	0	0	0	0
31-3205-1009	BAND NRI COLLAB GRAN	0	0.00	0	0.25	0	0	0	0	0
31-3205-1018	LIU NRI COLLABSEEDGR	0	0.00	0	0.25	0	0	0	0	0
31-3205-1031	Dhawan NRI Award	0	0.00	0	0.75	0	0	0	0	0
31-3205-1032	Windle NRI Award	0	0.00	0	0.31	0	0	0	0	0
31-3205-1033	Thomes NRI Grant	0	0.00	0	1.00	0	0	0	0	0
31-3205-1043	Larson NRI Collab	0	0.00	0	1.00	0	0	0	0	0
31-3205-1045	Samuelson NRI Collab	0	0.00	0	0.50	0	0	0	0	0
31-3205-1047	Wahl NRI UNL Sub	0	0.00	0	0.22	0	0	0	0	0
31-3205-1048	Duan NRI UNL Sub	0	0.00	0	0.95	0	0	0	0	0
31-3205-1050	Duan NRI UNL Sub	0	0.00	0	0.30	0	0	0	0	0
31-3205-1052	Dyavar Collab Award	0	0.00	0	1.00	0	0	0	0	0
31-3205-1055	MISHRA NRI UNK SUB	0	0.00	0	0.28	0	0	0	0	0
31-3205-5022	Holstein NRI POC SUB	0	0.00	0	0.30	0	0	0	0	0

SUBPROGRAM #/NAME: 33 Physical Plant Administration

UNMC-State General Fund-731 State & University Generated/Unrestricted

COST OBJECT		FACULTY Dollar	FACULTY FTE	NON FACULTY Dollar	NON FACULTY FTE	EMPLOYEE BENEFITS	PERSONAL SERVICE CREDITS	TOTAL PERSONAL SERVICES	TOTAL OPERATING EXPENSES	TOTAL
31-3305-0004	Physical Plant Admin	0	0.00	395,166	6.69	118,068	0	513,234	0	513,234

COST OBJECT LISTING BY SUB PROGRAM
2021-2022GENERAL OPERATING BUDGET
UNIVERSITY OF NEBRASKA MEDICAL CENTER

SUBPROGRAM #/NAME: 33 Physical Plant Administration

UNMC-State General Fund-731 State & University Generated/Unrestricted

COST OBJECT		FACULTY Dollar	FACULTY FTE	NON FACULTY Dollar	NON FACULTY FTE	EMPLOYEE BENEFITS	PERSONAL SERVICE CREDITS	TOTAL PERSONAL SERVICES	TOTAL OPERATING EXPENSES	TOTAL
31-3305-0005	Sustainability	0	0.00	82,154	1.00	0	0	82,154	0	82,154
31-3305-0014	Architectural / Engineering	0	0.00	49,280	0.50	8,869	0	58,149	0	58,149
31-3307-0006	Deferred Maintenance	0	0.00	0	0.00	0	0	0	213,403	213,403
31-3309-0006	Building Repairs & Maintenance	0	0.00	1,817,896	30.50	477,667	0	2,295,563	316,646	2,612,209
31-3309-0016	Physical Plant	0	0.00	0	0.00	0	0	0	114,431	114,431
31-3309-0036	Fume Hood Maint & Repair	0	0.00	84,193	1.00	22,900	0	107,093	0	107,093
31-3311-0006	Grounds	0	0.00	410,933	12.50	118,092	0	529,025	28,526	557,551
31-3313-0006	Security	0	0.00	853,361	26.38	230,963	0	1,084,324	68,967	1,153,291
31-3331-0001	Purchased Utilities	0	0.00	0	0.00	0	0	0	12,120,774	12,120,774
31-3331-0006	Steam Generation	0	0.00	0	0.00	0	0	0	72,737	72,737
31-3331-0016	A/C-Supplies/Repair/Steam	0	0.00	1,617,153	23.00	431,866	0	2,049,019	0	2,049,019
31-3399-0089	Prior Year Utility Balance	0	0.00	0	0.00	0	0	0	50,138	50,138
	TOTAL	**0**	**0.00**	**5,310,136**	**101.57**	**1,408,425**	**0**	**6,718,561**	**12,985,622**	**19,704,183**

UNMC-Auxiliary-739 Auxiliaries & Services/Restricted

COST OBJECT		FACULTY Dollar	FACULTY FTE	NON FACULTY Dollar	NON FACULTY FTE	EMPLOYEE BENEFITS	PERSONAL SERVICE CREDITS	TOTAL PERSONAL SERVICES	TOTAL OPERATING EXPENSES	TOTAL
33-3305-0005	Research Area Repairs	0	0.00	45,661	0.50	12,345	0	58,006	17,969	75,975
33-3305-0100	Real Estate Admin	0	0.00	102,750	1.00	27,778	0	130,528	0	130,528
33-3313-0006	Security NE MED CNT	0	0.00	2,169,979	51.77	586,651	0	2,756,630	0	2,756,630
33-3313-0016	Security NE MED CNT	0	0.00	870,903	16.00	235,447	0	1,106,350	473,173	1,579,523
33-3331-0256	OPPD Schedule Savings-Revolving	0	0.00	638,012	5.50	172,486	0	810,498	280,669	1,091,167
33-3331-0396	State Energy Project	0	0.00	0	0.00	0	0	0	245,000	245,000
33-3351-0706	Job Pool- Grounds	0	0.00	382,201	9.00	103,327	0	485,528	303,401	788,929
33-3351-0746	Job Pool- Maintenance	0	0.00	0	0.00	0	0	0	298,262	298,262
33-3351-0806	Job Pool- Electricians	0	0.00	0	0.00	0	0	0	396,441	396,441
33-3351-0826	Job Pool- Carpenters	0	0.00	0	0.00	0	0	0	128,459	128,459
33-3351-0846	Job Pool-Control & Refrig	0	0.00	430,557	5.50	116,400	0	546,957	269,537	816,494
33-3351-0886	Job Pool- Design	0	0.00	2,433,117	24.94	657,789	0	3,090,906	369,271	3,460,177
33-3351-0906	Job Pool- Preventive Main	0	0.00	0	0.00	0	0	0	296,210	296,210
33-3351-0916	Refrigeration Shop	0	0.00	0	0.00	0	0	0	422,025	422,025
33-3351-0926	FMP Building Engineers	0	0.00	53,601	1.00	14,492	0	68,093	352,603	420,696
33-3353-5027	Cancer Center Prep Expenses	0	0.00	0	0.00	0	0	0	293,642	293,642
	TOTAL	**0**	**0.00**	**7,126,781**	**115.21**	**1,926,715**	**0**	**9,053,496**	**4,146,662**	**13,200,158**
	SUB PROGRAM TOTAL	**0**	**0**	**12,436,917**	**217**	**3,335,140**	**0**	**15,772,057**	**17,132,284**	**32,904,341**

SUBPROGRAM #/NAME: 38 Other Plant Operations & Maintenance

UNMC-State General Fund-731 State & University Generated/Unrestricted

COST OBJECT		FACULTY Dollar	FACULTY FTE	NON FACULTY Dollar	NON FACULTY FTE	EMPLOYEE BENEFITS	PERSONAL SERVICE CREDITS	TOTAL PERSONAL SERVICES	TOTAL OPERATING EXPENSES	TOTAL
31-3805-0808	Custodial Salaries	0	0.00	2,982,257	99.00	857,030	0	3,839,287	0	3,839,287
	TOTAL	**0**	**0.00**	**2,982,257**	**99.00**	**857,030**	**0**	**3,839,287**	**0**	**3,839,287**
	SUB PROGRAM TOTAL	**0**	**0**	**2,982,257**	**99**	**857,030**	**0**	**3,839,287**	**0**	**3,839,287**

SUBPROGRAM #/NAME: 41 Executive Administration

COST OBJECT LISTING BY SUB PROGRAM
2021-2022GENERAL OPERATING BUDGET
UNIVERSITY OF NEBRASKA MEDICAL CENTER

SUBPROGRAM #/NAME: 41 Executive Administration

UNMC-State General Fund-731 State & University Generated/Unrestricted

COST OBJECT		FACULTY Dollar	FACULTY FTE	NON FACULTY Dollar	NON FACULTY FTE	EMPLOYEE BENEFITS	PERSONAL SERVICE CREDITS	TOTAL PERSONAL SERVICES	TOTAL OPERATING EXPENSES	TOTAL
31-4101-0004	Chancellor	0	0.00	1,102,084	5.00	297,663	0	1,399,747	173,503	1,573,250
31-4101-0024	Vice Chancellor for External Affairs	0	0.00	404,945	3.00	101,847	0	506,792	3,338	510,130
31-4101-0064	Strategic Planning	0	0.00	0	0.25	0	0	0	0	0
31-4101-2020	ExDir HealthSecurity	0	0.00	0	0.40	0	0	0	0	0
31-4103-0024	Vice Chancellor-Faculty Governance	0	0.00	0	0.00	0	0	0	6,476	6,476
	TOTAL	**0**	**0.00**	**1,507,029**	**8.65**	**399,510**	**0**	**1,906,539**	**183,317**	**2,089,856**

UNMC-Trust-Grant/Cont/Loan/End-738 Trust/Restricted

COST OBJECT		FACULTY Dollar	FACULTY FTE	NON FACULTY Dollar	NON FACULTY FTE	EMPLOYEE BENEFITS	PERSONAL SERVICE CREDITS	TOTAL PERSONAL SERVICES	TOTAL OPERATING EXPENSES	TOTAL
37-4101-6002001	Nonstate Salary Support	0	0.00	6,003	0.02	1,346	0	7,349	0	7,349
	TOTAL	**0**	**0.00**	**6,003**	**0.02**	**1,346**	**0**	**7,349**	**0**	**7,349**
	SUB PROGRAM TOTAL	**0**	**0**	**1,513,032**	**9**	**400,856**	**0**	**1,913,888**	**183,317**	**2,097,205**

SUBPROGRAM #/NAME: 42 Student Services

UNMC-State General Fund-731 State & University Generated/Unrestricted

COST OBJECT		FACULTY Dollar	FACULTY FTE	NON FACULTY Dollar	NON FACULTY FTE	EMPLOYEE BENEFITS	PERSONAL SERVICE CREDITS	TOTAL PERSONAL SERVICES	TOTAL OPERATING EXPENSES	TOTAL
31-4203-0100	Director of Student Affairs	0	0.00	638,590	13.13	194,927	0	833,517	0	833,517
31-4203-3007	COSTSHARING/ 36-0115-1005-008	0	0.00	17,843	0.17	4,853	0	22,696	0	22,696
31-4209-0014	Director of Student Services	0	0.00	0	0.00	0	0	0	26,789	26,789
31-4213-0004	Student Counseling Center	0	0.00	201,901	0.90	2,156	0	204,057	3,677	207,734
31-4217-0006	Student Health	0	0.00	0	0.00	0	0	0	29,849	29,849
31-4219-0004	Special Programs	0	0.00	0	0.00	0	0	0	7,626	7,626
31-4219-0040	SIS Implementation	0	0.00	0	4.47	0	0	0	0	0
31-4221-0004	Minority Student Affairs / Dean Flechs	0	0.00	2,000	0.06	360	0	2,360	29,287	31,647
31-4221-0010	Wellness Initiatives	0	0.40	0	0.30	0	0	0	0	0
31-4223-0004	Commencement	0	0.00	0	0.00	0	0	0	16,226	16,226
31-4225-0004	Student Loan Accounting	0	0.00	0	0.00	0	0	0	23,644	23,644
	TOTAL	**0**	**0.40**	**860,334**	**19.03**	**202,296**	**0**	**1,062,630**	**137,098**	**1,199,728**

UNMC-Federal Letter of Credit-736 Federal/Restricted

COST OBJECT		FACULTY Dollar	FACULTY FTE	NON FACULTY Dollar	NON FACULTY FTE	EMPLOYEE BENEFITS	PERSONAL SERVICE CREDITS	TOTAL PERSONAL SERVICES	TOTAL OPERATING EXPENSES	TOTAL
34-4215-5014024	Pell Grant Program	0	0.00	0	0.00	0	0	0	550,000	550,000
	TOTAL	**0**	**0.00**	**0**	**0.00**	**0**	**0**	**0**	**550,000**	**550,000**

UNMC-Trust-Grant/Cont/Loan/End-738 Trust/Restricted

COST OBJECT		FACULTY Dollar	FACULTY FTE	NON FACULTY Dollar	NON FACULTY FTE	EMPLOYEE BENEFITS	PERSONAL SERVICE CREDITS	TOTAL PERSONAL SERVICES	TOTAL OPERATING EXPENSES	TOTAL
37-4209-4001001	Record Keeping Funds	0	0.00	11,753	0.26	2,637	0	14,390	0	14,390
	TOTAL	**0**	**0.00**	**11,753**	**0.26**	**2,637**	**0**	**14,390**	**0**	**14,390**

UNMC-Auxiliary-739 Auxiliaries & Services/Restricted

COST OBJECT		FACULTY Dollar	FACULTY FTE	NON FACULTY Dollar	NON FACULTY FTE	EMPLOYEE BENEFITS	PERSONAL SERVICE CREDITS	TOTAL PERSONAL SERVICES	TOTAL OPERATING EXPENSES	TOTAL
33-4251-0009	Ombuds Office	0	0.00	102,539	0.75	27,721	0	130,260	0	130,260

COST OBJECT LISTING BY SUB PROGRAM
2021-2022GENERAL OPERATING BUDGET
UNIVERSITY OF NEBRASKA MEDICAL CENTER

SUBPROGRAM #/NAME: 42 Student Services

UNMC-Auxiliary-739 Auxiliaries & Services/Restricted

COST OBJECT		FACULTY Dollar	FACULTY FTE	NON FACULTY Dollar	NON FACULTY FTE	EMPLOYEE BENEFITS	PERSONAL SERVICE CREDITS	TOTAL PERSONAL SERVICES	TOTAL OPERATING EXPENSES	TOTAL
33-4252-0046	Student Health	55,579	0.30	121,928	3.10	47,989	0	225,496	556,625	782,121
33-4253-0430	Fee Stdnt Suces&Acss	0	0.00	112,927	2.20	30,530	0	143,457	352,378	495,835
33-4253-0433	Student Services Transcript Fees	0	0.00	9,452	0.30	2,555	0	12,007	0	12,007
33-4253-0435	Graduation Fees	0	0.00	27,424	0.62	7,415	0	34,839	0	34,839
	TOTAL	**55,579**	**0.30**	**374,270**	**6.97**	**116,210**	**0**	**546,059**	**909,003**	**1,455,062**
	SUB PROGRAM TOTAL	**55,579**	**1**	**1,246,357**	**26**	**321,143**	**0**	**1,623,079**	**1,596,101**	**3,219,180**

SUBPROGRAM #/NAME: 43 Business and Finance

UNMC-State General Fund-731 State & University Generated/Unrestricted

COST OBJECT		FACULTY Dollar	FACULTY FTE	NON FACULTY Dollar	NON FACULTY FTE	EMPLOYEE BENEFITS	PERSONAL SERVICE CREDITS	TOTAL PERSONAL SERVICES	TOTAL OPERATING EXPENSES	TOTAL
31-4301-0014	Vice Chancellor Bus / Fin	0	0.00	356,410	2.00	89,630	0	446,040	9,110	455,150
31-4301-0044	Asst Vice Chancellor Bus/Fin	0	0.00	317,170	3.41	82,837	0	400,007	47,653	447,660
31-4301-0054	Preparedness	0	0.00	101,626	2.00	39,143	0	140,769	0	140,769
31-4301-0064	Recycling	0	0.00	67,681	1.50	19,450	0	87,131	0	87,131
31-4301-0074	NSRI-UNMC OPERATIONS	0	0.00	0	2.00	0	0	0	0	0
31-4301-0084	NABID	0	0.00	776,121	7.59	178,508	0	954,629	50,000	1,004,629
31-4301-3000	COSTSHARING/ 35-1209-3002-001	0	0.00	0	0.30	0	0	0	0	0
31-4305-0004	Accounting and Business Systems Developm	0	0.00	214,530	1.84	57,716	0	272,246	10,632	282,878
31-4305-0006	Student Finc Service	0	0.00	144,339	2.00	39,260	0	183,599	0	183,599
31-4307-0004	General Accounting Office (GAO)	0	0.00	414,496	5.79	106,843	0	521,339	16,111	537,450
31-4307-0014	Payroll	0	0.00	148,780	3.00	36,976	0	185,756	1,300	187,056
31-4307-0024	Accounts Payable	0	0.00	3,489	0.00	628	0	4,117	0	4,117
31-4307-0034	Cashiering	0	0.00	28,880	0.69	7,856	0	36,736	10,902	47,638
31-4313-0004	Budget Office	0	0.00	548,013	6.00	127,851	0	675,864	12,508	688,372
31-4313-0014	Federal R&A Recovery	0	0.00	69,898	2.90	22,964	0	92,862	6,583	99,445
31-4313-0024	Finance Controls & Compliance	0	0.00	69,051	1.78	19,275	0	88,326	0	88,326
31-4313-0050	Infrastructure Support	0	0.00	1,243,727	0.00	236,010	0	1,479,737	293,960	1,773,697
31-4317-0004	Mail Service	0	0.00	228,841	12.54	76,151	0	304,992	77,172	382,164
31-4323-0005	Executive Director-HR-Special Projects	0	0.00	47,870	1.00	12,728	0	60,598	0	60,598
31-4323-0094	Staff Diversity Specialist	0	0.00	0	1.92	0	0	0	0	0
31-4323-0204	Employee Relations	0	0.00	333,032	5.06	90,585	0	423,617	1,909	425,526
31-4323-0214	Emplyee Reward&Recog	0	0.00	0	0.00	0	0	0	83,000	83,000
31-4323-0224	Human Resources Information	0	0.00	0	0.00	0	0	0	7,593	7,593
31-4323-0244	Strategic Staffing & Compensation	0	0.00	730,895	11.48	191,351	0	922,246	51,941	974,187
31-4323-0264	Benefits and Records	0	0.00	191,525	3.40	51,821	0	243,346	4,526	247,872
31-4323-0274	New Employee Orientation	0	0.00	0	0.00	0	0	0	8,475	8,475
31-4323-0284	Human Resource Development	0	0.00	0	0.00	0	0	0	9,007	9,007
31-4323-0304	Human Resources Administration	0	0.00	0	0.00	0	0	0	14,393	14,393
31-4324-0104	Executive Director	0	0.00	248,823	1.20	66,865	0	315,688	0	315,688
31-4324-0105	FEAP	0	0.00	93,880	0.65	16,648	0	110,528	0	110,528
31-4325-0104	Personnel Consultants-Unemploy Comp	0	0.00	0	0.00	0	0	0	12,721	12,721
31-4325-0514	Personnel Emp Scholarship-Metro Tk	0	0.00	0	0.00	0	0	0	13,095	13,095
31-4332-0014	UNMC Wide Computing	0	0.00	2,131,473	29.30	561,428	0	2,692,901	436,011	3,128,912
31-4332-8111	IT DEVOPS STATE ADM	0	0.00	0	0.00	0	0	0	163,068	163,068
31-4338-0014	DAS Acct Service Charge	0	0.00	0	0.00	0	0	0	75,629	75,629
31-4399-0218	Special Projects	0	0.00	1,440,538	0.00	216,724	0	1,657,262	-397,957	1,259,305
	TOTAL	**0**	**0.00**	**9,951,088**	**109.33**	**2,349,248**	**0**	**12,300,336**	**1,019,342**	**13,319,678**

COST OBJECT LISTING BY SUB PROGRAM
2021-2022GENERAL OPERATING BUDGET
UNIVERSITY OF NEBRASKA MEDICAL CENTER

SUBPROGRAM #/NAME: 43 Business and Finance

UNMC-State General Fund-731 Cash & Student Contracts/Designated

COST OBJECT		FACULTY Dollar	FACULTY FTE	NON FACULTY Dollar	NON FACULTY FTE	EMPLOYEE BENEFITS	PERSONAL SERVICE CREDITS	TOTAL PERSONAL SERVICES	TOTAL OPERATING EXPENSES	TOTAL
31-4309-0004	Sponsored Programs Accounting (SPA)	0	0.00	325,666	9.75	88,438	0	414,104	11,596	425,700
31-4399-0304	Budget Adj 2003-04	0	0.00	0	0.00	0	0	0	-1,401,837	-1,401,837
	TOTAL	**0**	**0.00**	**325,666**	**9.75**	**88,438**	**0**	**414,104**	**-1,390,241**	**-976,137**

UNMC-Trust-Grant/Cont/Loan/End-738 Trust/Restricted

COST OBJECT		FACULTY Dollar	FACULTY FTE	NON FACULTY Dollar	NON FACULTY FTE	EMPLOYEE BENEFITS	PERSONAL SERVICE CREDITS	TOTAL PERSONAL SERVICES	TOTAL OPERATING EXPENSES	TOTAL
36-4301-3002001	Deans Office	0	0.00	57,855	1.00	12,980	0	70,835	0	70,835
	TOTAL	**0**	**0.00**	**57,855**	**1.00**	**12,980**	**0**	**70,835**	**0**	**70,835**

UNMC-Auxiliary-739 Auxiliaries & Services/Restricted

COST OBJECT		FACULTY Dollar	FACULTY FTE	NON FACULTY Dollar	NON FACULTY FTE	EMPLOYEE BENEFITS	PERSONAL SERVICE CREDITS	TOTAL PERSONAL SERVICES	TOTAL OPERATING EXPENSES	TOTAL
33-4301-0074	NSRI	0	0.00	50,000	0.00	13,517	0	63,517	0	63,517
33-4301-0400	Healing Arts Center	0	0.00	216,246	2.00	58,462	0	274,708	0	274,708
33-4305-0004	Accounting Services	0	0.00	26,161	0.37	7,072	0	33,233	0	33,233
33-4323-0100	Insurance Clearing	0	0.00	0	0.00	0	0	0	16,240	16,240
33-4324-2002	Human Resources - Benefits	0	0.00	0	0.00	0	0	0	4,548	4,548
33-4325-0005	Gold U Award	0	0.00	0	0.00	0	0	0	1,550	1,550
33-4325-0010	Silver U Award	0	0.00	0	0.00	0	0	0	14,035	14,035
33-4325-0015	Miscellaneous Awards	0	0.00	0	0.00	0	0	0	460	460
33-4325-0020	Thank You Awards	0	0.00	0	0.00	0	0	0	63,800	63,800
33-4325-0025	Service Awards	0	0.00	0	0.00	0	0	0	47,652	47,652
33-4325-0030	Service Awards Dinner	0	0.00	0	0.00	0	0	0	26,483	26,483
33-4325-0100	Treatment for Post Explosure Prophylaxis	0	0.00	0	0.00	0	0	0	4,351	4,351
33-4327-0020	Epidemiology	0	0.00	0	0.00	0	0	0	65,132	65,132
33-4351-0101	Pre Press	0	0.00	108,365	2.00	29,296	0	137,661	65,000	202,661
33-4351-0102	PressRoom	0	0.00	91,006	2.00	24,603	0	115,609	130,100	245,709
33-4351-0103	Copy Center	0	0.00	57,299	1.00	15,490	0	72,789	226,150	298,939
33-4351-0104	Bindery	0	0.00	0	0.00	0	0	0	182,000	182,000
33-4351-0116	Printing Operations	0	0.00	121,946	2.00	32,968	0	154,914	336,000	490,914
33-4352-0236	Private Residences-415 S 41st St	0	0.00	0	0.00	0	0	0	63,850	63,850
33-4352-0276	Rental Property - 411 So. 41st St.	0	0.00	0	0.00	0	0	0	7,350	7,350
33-4352-0716	Private Residences-General Expense	0	0.00	0	0.00	0	0	0	45,800	45,800
33-4352-0746	Private Residences-3869-71 Dewey	0	0.00	0	0.00	0	0	0	9,450	9,450
33-4352-0756	Private Residences -3873-75 Dewey	0	0.00	0	0.00	0	0	0	25,150	25,150
33-4352-0796	Private Residences-3861-63 Dewey	0	0.00	0	0.00	0	0	0	9,850	9,850
33-4352-0806	Private Residences-3865-67 Dewey	0	0.00	0	0.00	0	0	0	11,150	11,150
33-4352-0826	3905 Dewey Ave	0	0.00	0	0.00	0	0	0	5,900	5,900
33-4352-0996	Private Residences-Personnel Maintenance	0	0.00	91,822	1.59	24,824	0	116,646	10,700	127,346
33-4352-1001	602 S 38th Ave	0	0.00	0	0.00	0	0	0	31,000	31,000
33-4352-1002	608 S 38th Ave	0	0.00	0	0.00	0	0	0	40,000	40,000
33-4352-1045	International House Operating	0	0.00	0	0.00	0	0	0	45,700	45,700
33-4353-0006	University Bookstore	0	0.00	0	0.00	0	0	0	1,279,556	1,279,556
33-4353-0316	Student Locker Rental	0	0.00	0	0.00	0	0	0	5,000	5,000
33-4354-0076	CFHL Salaries	0	0.00	296,159	6.40	80,066	0	376,225	0	376,225
33-4355-0806	UNMC and NMC Parking Operations	0	0.00	134,027	4.00	36,234	0	170,261	0	170,261
33-4357-0010	General Stores	0	0.00	0	0.00	0	0	0	38,000	38,000
33-4357-0040	GS1 Non Stock	0	0.00	101,163	3.20	27,349	0	128,512	1,155,000	1,283,512
33-4357-0070	Furniture Stores - Movers	0	0.00	48,642	1.00	13,151	0	61,793	210,000	271,793

COST OBJECT LISTING BY SUB PROGRAM
2021-2022GENERAL OPERATING BUDGET
UNIVERSITY OF NEBRASKA MEDICAL CENTER

SUBPROGRAM #/NAME: 43 Business and Finance

UNMC-Auxiliary-739 Auxiliaries & Services/Restricted

COST OBJECT		FACULTY Dollar	FACULTY FTE	NON FACULTY Dollar	NON FACULTY FTE	EMPLOYEE BENEFITS	PERSONAL SERVICE CREDITS	TOTAL PERSONAL SERVICES	TOTAL OPERATING EXPENSES	TOTAL
33-4357-0300	FM&P Warehouse	0	0.00	136,813	3.00	36,988	0	173,801	115,000	288,801
33-4360-0006	Transportation	0	0.00	0	0.00	0	0	0	80,786	80,786
33-4360-1166	Lincoln Shuttle Service	0	0.00	0	0.00	0	0	0	30,000	30,000
33-4363-0176	Mail Room Equipment Supplies	0	0.00	0	0.00	0	0	0	24,000	24,000
33-4363-0196	Cellular Phone Clearing	0	0.00	0	0.00	0	0	0	500,000	500,000
33-4363-0456	Lease & CPC Charges	0	0.00	0	0.00	0	0	0	645,100	645,100
33-4363-0706	Clinical Trials	0	0.00	389,944	3.97	105,367	0	495,311	41,296	536,607
33-4363-0707	Assc of Hlthcare Emer Preparedness	0	0.00	15,385	0.20	4,159	0	19,544	0	19,544
33-4363-1216	FAHCT	150,829	0.91	1,107,619	14.00	340,218	0	1,598,666	0	1,598,666
33-4363-1476	Campus ID Program	0	0.00	511,529	9.00	138,292	0	649,821	108,910	758,731
33-4363-2576	Administrative Systems Project	0	0.00	113,494	1.83	30,682	0	144,176	68,600	212,776
33-4363-2916	Sharing - South Omaha Clinic	0	0.00	20,000	0.00	5,407	0	25,407	0	25,407
33-4363-3000	Radiation Health Center	0	0.00	29,380	0.00	7,943	0	37,323	0	37,323
33-4363-3400	EmergencyCost Accu3	5,740	0.13	0	0.00	1,552	0	7,292	0	7,292
33-4363-4114	Vending Machines	0	0.00	0	0.00	0	0	0	2,500	2,500
33-4363-4422	ProCard Suspense	0	0.00	0	0.00	0	0	0	115,000	115,000
	TOTAL	**156,569**	**1.03**	**3,667,000**	**57.57**	**1,033,640**	**0**	**4,857,209**	**5,908,149**	**10,765,358**
	SUB PROGRAM TOTAL	**156,569**	**1**	**14,001,609**	**178**	**3,484,306**	**0**	**17,642,484**	**5,537,250**	**23,179,734**

SUBPROGRAM #/NAME: 44 General Expense

UNMC-State General Fund-731 State & University Generated/Unrestricted

COST OBJECT		FACULTY Dollar	FACULTY FTE	NON FACULTY Dollar	NON FACULTY FTE	EMPLOYEE BENEFITS	PERSONAL SERVICE CREDITS	TOTAL PERSONAL SERVICES	TOTAL OPERATING EXPENSES	TOTAL
31-4405-0004	Office of Public Affairs	0	0.00	897,699	16.00	265,733	0	1,163,432	24,492	1,187,924
31-4405-0024	Radio	0	0.00	0	0.00	0	0	0	1,000	1,000
31-4405-0034	Community Relations	0	0.00	0	0.00	0	0	0	3,212	3,212
31-4405-0054	News Release	0	0.00	0	0.00	0	0	0	12,317	12,317
31-4405-0074	UNMC Connect	0	0.00	0	0.00	0	0	0	2,033	2,033
31-4405-0084	UNMC Image Campaign	0	0.00	0	0.70	0	0	0	400,446	400,446
31-4434-0124	B&F Operations-Gen Exp	0	0.00	0	0.00	0	0	0	3,288	3,288
31-4434-0144	Special Services	0	0.00	0	0.00	0	0	0	33,352	33,352
31-4435-0004	Bonds and Insurance	0	0.00	0	0.00	0	0	0	866,609	866,609
31-4435-0034	Insur Med Student Travel	0	0.00	0	0.00	0	0	0	1,905	1,905
31-4435-0054	LB 998 HO Malpractice Ins	0	0.00	0	0.00	0	0	0	428,000	428,000
31-4437-0014	Worker'S Comp Claims & Insurance	0	0.00	0	0.00	639,169	0	639,169	0	639,169
31-4438-0004	Legal Fees	0	0.00	0	0.00	0	0	0	70,570	70,570
	TOTAL	**0**	**0.00**	**897,699**	**16.70**	**904,902**	**0**	**1,802,601**	**1,847,224**	**3,649,825**

UNMC-Trust-Grant/Cont/Loan/End-738 Trust/Restricted

COST OBJECT		FACULTY Dollar	FACULTY FTE	NON FACULTY Dollar	NON FACULTY FTE	EMPLOYEE BENEFITS	PERSONAL SERVICE CREDITS	TOTAL PERSONAL SERVICES	TOTAL OPERATING EXPENSES	TOTAL
37-4405-3001001	Public Relations	0	0.00	118,410	2.00	26,564	0	144,974	0	144,974
	TOTAL	**0**	**0.00**	**118,410**	**2.00**	**26,564**	**0**	**144,974**	**0**	**144,974**

UNMC-Auxiliary-739 Auxiliaries & Services/Restricted

COST OBJECT	FACULTY Dollar	FACULTY FTE	NON FACULTY Dollar	NON FACULTY FTE	EMPLOYEE BENEFITS	PERSONAL SERVICE CREDITS	TOTAL PERSONAL SERVICES	TOTAL OPERATING EXPENSES	TOTAL

COST OBJECT LISTING BY SUB PROGRAM
2021-2022GENERAL OPERATING BUDGET
UNIVERSITY OF NEBRASKA MEDICAL CENTER

SUBPROGRAM #/NAME: 44 General Expense

UNMC-Auxiliary-739 Auxiliaries & Services/Restricted

COST OBJECT		FACULTY Dollar	FACULTY FTE	NON FACULTY Dollar	NON FACULTY FTE	EMPLOYEE BENEFITS	PERSONAL SERVICE CREDITS	TOTAL PERSONAL SERVICES	TOTAL OPERATING EXPENSES	TOTAL
33-4407-1000	Alumni Affairs	0	0.00	308,536	4.00	83,412	0	391,948	203,715	595,663
33-4407-2000	Alumni Assn-COM	0	0.00	0	0.00	0	0	0	50,000	50,000
33-4407-3000	Alumni Assn-CON	0	0.00	0	0.00	0	0	0	12,000	12,000
33-4407-4000	Alumni Assn-COP	0	0.00	0	0.00	0	0	0	14,000	14,000
33-4407-5000	CAHP Alumni Engagement Council	0	0.00	0	0.00	0	0	0	15,000	15,000
33-4407-6000	Parents & Family Assoc	0	0.00	0	0.00	0	0	0	11,315	11,315
33-4407-9200	CoPH Alumni	0	0.00	0	0.00	0	0	0	1,050	1,050
33-4407-9400	Alumni Chapter-Graduate Studies	0	0.00	0	0.00	0	0	0	1,200	1,200
33-4451-0010	COM Deans Office Service Agreement	0	0.00	122,925	2.00	33,232	0	156,157	3,000	159,157
33-4451-0020	Sorrell Events Center	0	0.00	37,519	0.70	10,143	0	47,662	22,000	69,662
33-4451-0035	Misc. Public Relations Contracts	0	0.00	0	0.00	0	0	0	3,000	3,000
	TOTAL	**0**	**0.00**	**468,980**	**6.70**	**126,787**	**0**	**595,767**	**336,280**	**932,047**
	SUB PROGRAM TOTAL	**0**	**0**	**1,485,089**	**25**	**1,058,253**	**0**	**2,543,342**	**2,183,504**	**4,726,846**

SUBPROGRAM #/NAME: 51 College of Medicine

UNMC-State General Fund-731 State & University Generated/Unrestricted

COST OBJECT		FACULTY Dollar	FACULTY FTE	NON FACULTY Dollar	NON FACULTY FTE	EMPLOYEE BENEFITS	PERSONAL SERVICE CREDITS	TOTAL PERSONAL SERVICES	TOTAL OPERATING EXPENSES	TOTAL
31-5101-0001	Dean College Of Medicine	2,729,812	5.18	3,077,597	12.48	1,248,952	0	7,056,361	32,178	7,088,539
31-5101-0003	Admissions Office	314,978	4.11	135,656	2.78	122,573	0	573,207	0	573,207
31-5101-0004	Research Office	18,594	0.16	103,125	1.00	33,108	0	154,827	0	154,827
31-5101-0007	Clinical Simulation Lab	0	0.00	307,537	3.75	55,357	0	362,894	0	362,894
31-5101-0008	COSTSHARING/ 36-0115-1003-001	88,943	0.90	478,767	9.75	154,417	0	722,127	0	722,127
31-5101-0021	Interdisciplinary Care Mgt Pgm	0	0.03	0	0.74	0	0	0	0	0
31-5101-0030	Diversity Office	62,910	0.53	0	0.00	17,111	0	80,021	0	80,021
31-5101-0500	POE-Human Genetics	317,946	2.56	43,792	0.25	99,592	0	461,330	0	461,330
31-5101-0511	POE Microbio Mannon	53,601	1.00	118,949	0.00	42,004	0	214,554	0	214,554
31-5101-0520	POE-Physician Scientist Recruitment Prg	79,450	0.14	0	0.00	14,259	0	93,709	11,989	105,698
31-5101-0521	POE-Physician Scientist Recruit Prg Int	39,009	0.87	0	0.00	10,611	0	49,620	0	49,620
31-5101-0524	POE-Phys Scient 4	17,840	0.32	0	0.00	4,853	0	22,693	0	22,693
31-5101-0541	POE-Stephen Obaro	0	0.00	4,690	0.06	1,276	0	5,966	0	5,966
31-5101-0570	POE-MD/PhD Scholars Prg	0	0.00	94,242	0.00	0	0	94,242	0	94,242
31-5101-0590	POE Grad Biomed Sci	0	0.00	100,252	3.00	0	0	100,252	0	100,252
31-5101-0800	POE Phy Sci-Dem/Boerner	152,422	2.08	45,958	1.15	59,202	0	257,582	0	257,582
31-5101-0810	POE-Path/Virol Reid	106,174	1.00	0	0.00	28,879	0	135,053	0	135,053
31-5101-0820	POE-Samuelson Pulmry	83,737	0.39	0	0.00	22,777	0	106,514	0	106,514
31-5101-2001	College of Medicine-Outstanding Performa	0	0.00	41,540	0.00	7,478	0	49,018	0	49,018
31-5101-3023	COSTSHARING/ 35-1209-1002-001	0	0.00	19,230	0.17	3,461	0	22,691	0	22,691
31-5101-3031	COSTSHARING/ 36-5234-2423-001	0	0.00	31,550	0.64	5,680	0	37,230	0	37,230
31-5101-3032	COSTSHARING/ 36-5150-2085-201	7,557	0.04	0	0.00	2,057	0	9,614	0	9,614
31-5101-8043	Dean's Ind Cst-Sansom	0	0.00	24,003	0.50	6,528	0	30,531	0	30,531
31-5101-8067	Ind Cst - City Match Program	8,065	0.06	54,110	1.30	15,613	0	77,788	0	77,788
31-5101-8079	Bridge Fd-Poole	0	0.00	31,533	0.50	8,577	0	40,110	0	40,110
31-5101-8093	Bridge Fund-Pediatri	0	0.00	40,345	1.25	10,973	0	51,318	0	51,318
31-5101-8098	COVID 19-ENGLAND	0	0.00	46,287	0.88	12,590	0	58,877	0	58,877
31-5101-8100	COVID 19-Jingwei Xie	0	0.00	73,559	1.50	20,009	0	93,568	0	93,568
31-5101-8101	COVID 19-KUMAR	10,300	0.20	0	0.00	2,802	0	13,102	0	13,102
31-5101-8105	Bridge Funds Buesing	0	0.00	65,229	1.31	17,742	0	82,971	0	82,971

COST OBJECT LISTING BY SUB PROGRAM
2021-2022GENERAL OPERATING BUDGET
UNIVERSITY OF NEBRASKA MEDICAL CENTER

SUBPROGRAM #/NAME: 51 College of Medicine

UNMC-State General Fund-731 State & University Generated/Unrestricted

COST OBJECT		FACULTY Dollar	FACULTY FTE	NON FACULTY Dollar	NON FACULTY FTE	EMPLOYEE BENEFITS	PERSONAL SERVICE CREDITS	TOTAL PERSONAL SERVICES	TOTAL OPERATING EXPENSES	TOTAL
31-5104-0001	Lincoln Medical Programs	137,604	3.00	0	0.00	24,769	0	162,373	0	162,373
31-5104-0011	Lincoln Med Ed Foundation Special	278,658	3.00	189,960	3.22	84,351	0	552,969	0	552,969
31-5108-1500	Minority Fac Recr - Int Med	1,931	0.02	0	0.00	526	0	2,457	0	2,457
31-5108-2004	COOK FAC DIV AWARD	0	0.00	39,682	0.82	10,794	0	50,476	0	50,476
31-5110-0001	Com - Special State	32,480	0.40	0	0.00	8,835	0	41,315	0	41,315
31-5110-1100	Com Special State - Anatomy	0	0.00	20,000	0.00	5,440	0	25,440	0	25,440
31-5110-1102	Dean Support GCBA	434,666	2.76	0	0.00	78,240	0	512,906	0	512,906
31-5110-1300	Com Special State - Biochemistry	0	0.00	95,000	0.25	24,460	0	119,460	0	119,460
31-5110-1302	Dean Support Biochem	85,000	0.25	0	0.00	23,120	0	108,120	0	108,120
31-5110-1304	BIOCHEM FACULTY RECR	0	0.50	12,079	0.97	2,174	0	14,253	0	14,253
31-5110-1500	Com Special State - Int/Med	302,084	5.87	46,605	0.00	94,844	0	443,533	0	443,533
31-5110-2001	PATH/MICRO ABDALLA	0	0.00	27,165	0.60	7,389	0	34,554	0	34,554
31-5110-2200	Com Special State - Pharm	0	0.18	0	0.00	0	0	0	0	0
31-5110-2300	Com Special State - Physio/Bio	173,495	1.69	5,000	0.00	48,385	0	226,880	0	226,880
31-5110-2301	CELL&INTEGRATIVESUBA	133,454	0.58	160,000	0.00	79,819	0	373,273	0	373,273
31-5110-2500	Com Special State - Psychiatry	0	0.00	0	1.60	0	0	0	0	0
31-5110-3000	Com Special - Radiation Oncology	57,600	1.10	0	0.00	15,667	0	73,267	0	73,267
31-5110-3700	COM Special State-Cont Ed	0	0.00	24,227	0.39	6,590	0	30,817	0	30,817
31-5128-0100	Phy Asst Training Program	34,029	0.16	0	0.00	6,125	0	40,154	0	40,154
31-5131-0001	Int & Res College Of Med	0	0.00	6,797	0.00	967,137	0	973,934	77,326	1,051,260
31-5131-1200	Anesthesiology	0	0.00	592,589	9.75	83,555	0	676,144	0	676,144
31-5131-1400	Family Practice Int/Res	0	0.00	990,543	16.87	139,667	0	1,130,210	0	1,130,210
31-5131-1500	Internal Medicine Int/Res	0	0.00	2,140,742	32.68	301,845	0	2,442,587	0	2,442,587
31-5131-1600	Ob/Gyn Int/Res	0	0.00	370,757	5.89	52,276	0	423,033	0	423,033
31-5131-1700	Opthalmology Int/Res	0	0.00	182,676	2.79	25,757	0	208,433	0	208,433
31-5131-1800	Orthopedics Int/Res	0	0.00	317,511	4.94	44,769	0	362,280	0	362,280
31-5131-1900	Otolaryngology Int/Res	0	0.00	227,239	3.57	32,040	0	259,279	0	259,279
31-5131-2000	Pathology Int/Res	0	0.00	453,412	7.05	63,931	0	517,343	0	517,343
31-5131-2100	Pediatrics Int/Res	0	0.00	1,043,227	17.03	147,095	0	1,190,322	0	1,190,322
31-5131-2400	HO IM Peds Int/Rev	0	0.00	71,678	1.14	10,107	0	81,785	0	81,785
31-5131-2500	Psychiatry Int & Res	0	0.00	279,338	4.41	39,386	0	318,724	0	318,724
31-5131-2510	CU Psychiatry HO	0	0.00	279,487	4.41	39,408	0	318,895	0	318,895
31-5131-2600	Radiology Int/Res	0	0.00	673,031	10.27	94,897	0	767,928	0	767,928
31-5131-2700	Surgery Int/Res	0	0.00	1,244,074	17.68	175,414	0	1,419,488	0	1,419,488
31-5131-3400	Family Practice Lincoln	0	0.00	1,013,908	17.65	142,961	0	1,156,869	0	1,156,869
31-5131-3600	Neurological Sciences Int/Res	0	0.00	155,478	2.42	21,923	0	177,401	0	177,401
31-5131-3700	Emergency Int/Res	0	0.00	564,327	9.64	79,570	0	643,897	0	643,897
31-5131-3800	Radiation Oncology-Int Res	0	0.00	-1	0.00	0	0	-1	0	-1
31-5131-4000	Creighton-Family Medicine	0	0.00	153,765	2.43	21,681	0	175,446	0	175,446
31-5131-4015	PHY MEDICINE & REHAB INT	0	0.00	58,525	0.96	8,252	0	66,777	0	66,777
31-5140-0001	Biochemistry Instruction	2,019,649	13.03	241,782	1.80	565,934	0	2,827,365	0	2,827,365
31-5140-3078	COSTSHARING/ 36-5140-2141-001	12,000	0.05	0	0.00	2,160	0	14,160	0	14,160
31-5140-3079	COSTSHARING/ 36-5140-2142-001	63,820	0.05	0	0.00	11,487	0	75,307	0	75,307
31-5140-3083	COSTSHARING/ 36-5140-2153-001	0	0.11	0	0.00	0	0	0	0	0
31-5140-3090	COSTSHARING 36-5140-2164-001	0	0.02	0	0.00	0	0	0	0	0
31-5140-3091	COSTSHARING 36-5140-2163-001	0	0.02	0	0.00	0	0	0	0	0
31-5140-3094	COSTSHARING/ 36-5140-2167-001	0	0.01	0	0.00	0	0	0	0	0
31-5140-3095	COSTSHARING/ 36-5140-2175-001	3,447	0.02	0	0.00	620	0	4,067	0	4,067
31-5140-3096	COSTSHARING/ 36-5140-2173-001	0	0.02	0	0.00	0	0	0	0	0
31-5140-3098	COSTSHARING/ 36-5140-2176-001	0	0.12	0	0.00	0	0	0	0	0
31-5140-3099	COSTSHARING/ 36-5140-2174-001	0	0.02	0	0.00	0	0	0	0	0

COST OBJECT LISTING BY SUB PROGRAM
2021-2022GENERAL OPERATING BUDGET
UNIVERSITY OF NEBRASKA MEDICAL CENTER

SUBPROGRAM #/NAME: 51 College of Medicine

UNMC-State General Fund-731 State & University Generated/Unrestricted

COST OBJECT		FACULTY Dollar	FACULTY FTE	NON FACULTY Dollar	NON FACULTY FTE	EMPLOYEE BENEFITS	PERSONAL SERVICE CREDITS	TOTAL PERSONAL SERVICES	TOTAL OPERATING EXPENSES	TOTAL
31-5140-3101	COSTSHARING/ 36-5140-2180-001	1,319	0.02	0	0.00	358	0	1,677	0	1,677
31-5140-3102	COSTSHARING/ 36-7215-2017-001	2,502	0.04	0	0.00	681	0	3,183	0	3,183
31-5140-4001	Biochemistry Grant Return Sec. 01	0	0.28	291,805	4.75	79,372	0	371,177	0	371,177
31-5140-4013	Greg Taylor Grant Return	15,530	0.00	0	0.00	4,225	0	19,755	0	19,755
31-5140-4019	Hyde Grant Return	0	0.00	21,061	0.50	5,729	0	26,790	0	26,790
31-5140-4030	Rachaganis Grant Rtn	27,810	0.50	0	0.00	7,564	0	35,374	0	35,374
31-5140-8000	Biochemistry - Indirect Costs/Research	31,500	0.64	0	0.00	8,569	0	40,069	0	40,069
31-5150-0001	Anatomy Instruction	1,021,944	11.51	473,936	5.40	402,264	0	1,898,144	20,437	1,918,581
31-5150-0100	CCBA Masters Anatomy	277,230	1.80	-92,482	0.00	58,761	0	243,509	0	243,509
31-5150-3024	COSTSHARING 36-5150-2093-001	0	0.03	0	0.00	0	0	0	0	0
31-5160-0001	Pharm/Exp Neurosci-Instruction	1,226,459	7.66	277,821	1.86	379,984	0	1,884,264	22,055	1,906,319
31-5160-3009	COSTSHARING 34-5160-2122-001	19,480	0.09	9,865	0.03	7,075	0	36,420	0	36,420
31-5160-3011	COSTSHARING/ 36-5160-2115-001	3,846	0.02	0	0.00	1,046	0	4,892	0	4,892
31-5160-4000	Pharm/Exp Neurosci-Grant Return	43,885	1.03	492,611	9.19	142,067	0	678,563	0	678,563
31-5160-6000	Pharm/Exp Neurosci-Grant Return-Supplem	24,368	0.00	0	0.00	4,385	0	28,753	0	28,753
31-5160-8000	Pharm/Exp Neurosci-ICR Dept	93,311	1.04	0	1.00	22,404	0	115,715	0	115,715
31-5160-8050	Kanmogne Diver Fd Aw	27,005	0.50	0	0.00	7,345	0	34,350	0	34,350
31-5170-0001	Physiology & Biophysics Instruction	645,236	4.91	170,598	1.17	198,272	0	1,014,106	12,289	1,026,395
31-5170-3048	COSTSHARING/ 36-5170-2084-020	0	0.02	0	0.00	0	0	0	0	0
31-5170-3049	COSTSHARING/ 34-5170-2085-020	0	0.04	0	0.00	0	0	0	0	0
31-5170-3050	COSTSHARING/ 34-5170-2086-020	0	0.04	0	0.00	0	0	0	0	0
31-5170-4095	Dept. Grant Return	0	0.00	57,907	1.19	15,751	0	73,658	0	73,658
31-5170-8095	Physiology/Biophysics	0	0.00	39,818	1.00	10,831	0	50,649	0	50,649
	TOTAL	**11,322,680**	**82.69**	**18,361,493**	**250.30**	**6,978,565**	**0**	**36,662,738**	**176,274**	**36,839,012**

UNMC-Federal Letter of Credit-736 Federal/Restricted

COST OBJECT		FACULTY Dollar	FACULTY FTE	NON FACULTY Dollar	NON FACULTY FTE	EMPLOYEE BENEFITS	PERSONAL SERVICE CREDITS	TOTAL PERSONAL SERVICES	TOTAL OPERATING EXPENSES	TOTAL
34-5140-2058001	MnTE-2-PyP as a radioprotector in prosta	1,168	0.01	0	0.00	229	0	1,397	0	1,397
34-5140-2063001	Biochemistry & Molecular Biology	1,968	0.01	0	0.00	387	0	2,355	0	2,355
34-5140-2064101	Modulation of TMEN for Targeted Radiatio	15,769	0.26	801	0.01	3,254	0	19,824	0	19,824
34-5140-2064102	Modulation of TMEN for Targeted Radiatio	1,368	0.01	0	0.00	268	0	1,636	0	1,636
34-5140-2067010	Biochemistry & Molecular Biology	1,727	0.01	0	0.00	339	0	2,066	0	2,066
34-5140-2068001	Biochemistry & Molecular Biology	15,000	0.04	0	0.00	2,945	0	17,945	0	17,945
34-5140-2071101	Role of PD2/Paf1 in Pancreatic Acinar to	29,312	0.44	29,036	0.60	11,456	0	69,804	0	69,804
34-5140-2071201	Role of PD2/Paf1 in Pancreatic Acinar to	34,794	0.36	6,811	0.10	8,170	0	49,775	0	49,775
34-5140-2073004	Pancreatic Cancer Detection Consortium -	114,657	1.72	9,616	0.15	24,401	0	148,674	0	148,674
34-5140-2074001	Biochemistry & Molecular Biology	55,417	0.49	0	0.00	10,880	0	66,297	0	66,297
34-5140-2076001	Biochemistry & Molecular Biology	96,976	1.10	0	0.00	19,041	0	116,017	0	116,017
34-5140-2078001	Biochemistry & Molecular Biology	1,273	0.01	0	0.00	250	0	1,523	0	1,523
34-5140-2079001	Biochemistry & Molecular Biology	35,354	0.25	5,610	0.10	8,043	0	49,007	0	49,007
34-5140-2081101	PPG Admin Core	62,404	0.22	91,697	1.55	30,257	0	184,358	0	184,358
34-5140-2081201	PPg Animal Core	63,255	0.85	4,807	0.06	13,364	0	81,426	0	81,426
34-5140-2081301	PPG Histology Core	68,867	1.05	24,968	0.50	18,425	0	112,260	0	112,260
34-5140-2081401	PPG Project 1	132,863	1.94	0	0.00	26,087	0	158,950	0	158,950
34-5140-2081501	PPG Project 2	41,032	0.30	16,131	0.33	11,224	0	68,387	0	68,387
34-5140-2081601	PPG Project 3	27,761	0.15	48,394	1.00	14,952	0	91,107	0	91,107
34-5140-2082001	Biochemistry & Molecular Biology	1,540	0.01	0	0.00	303	0	1,843	0	1,843
34-5140-2083001	Biochemistry & Molecular Biology	1,101	0.01	0	0.00	216	0	1,317	0	1,317
34-5140-2084001	Biochemistry & Molecular Biology	72,516	0.89	58,227	1.10	25,672	0	156,415	0	156,415

COST OBJECT LISTING BY SUB PROGRAM
2021-2022GENERAL OPERATING BUDGET
UNIVERSITY OF NEBRASKA MEDICAL CENTER

SUBPROGRAM #/NAME: 51 College of Medicine

UNMC-Federal Letter of Credit-736 Federal/Restricted

COST OBJECT		FACULTY Dollar	FACULTY FTE	NON FACULTY Dollar	NON FACULTY FTE	EMPLOYEE BENEFITS	PERSONAL SERVICE CREDITS	TOTAL PERSONAL SERVICES	TOTAL OPERATING EXPENSES	TOTAL
34-5140-2088001	Biochemistry & Molecular Biology	17,803	0.30	13,099	0.25	6,067	0	36,969	0	36,969
34-5140-2090001	Biochemistry & Molecular Biology	40,007	0.07	35,700	0.82	14,865	0	90,572	0	90,572
34-5140-2091001	Biochemistry & Molecular Biology	33,729	0.46	0	0.00	6,622	0	40,351	0	40,351
34-5140-2093001	Biochemistry & Molecular Biology	75,687	1.09	49,109	1.00	24,503	0	149,299	0	149,299
34-5140-2094101	Modulation of Tumor Microenvironment for	19,332	0.14	13,622	0.20	6,470	0	39,424	0	39,424
34-5140-2094201	Modulation of Tumor Microenvironment for	42,598	0.59	0	0.00	8,365	0	50,963	0	50,963
34-5140-2095001	The Role of the CBFB-MYH11 Complex in Le	43,704	0.50	21,062	0.50	12,716	0	77,482	0	77,482
34-5140-2098001	Chloroquine-based polymer particles as o	69,553	1.18	0	0.00	13,657	0	83,210	0	83,210
34-5140-2099001	Vesicular Transport Mechanisms in Centro	94,957	1.14	0	0.00	18,645	0	113,602	0	113,602
34-5140-2100001	Nebraska Research Network in Functional	251,366	2.39	180,112	2.85	84,719	0	516,197	0	516,197
34-5140-2103001	Targeting tumor and its microenvironment	39,326	0.53	66,489	1.35	20,777	0	126,592	0	126,592
34-5140-2104001	Biochemistry & Molecular Biology	108,566	1.14	0	0.00	21,318	0	129,884	0	129,884
34-5140-2105201	MUC5A mucins in breast cancer - Main	43,613	0.62	47,483	0.95	17,886	0	108,982	0	108,982
34-5140-2106101	Impact of CLDN1 inhibition chem-Dhawan	5,120	0.04	0	0.00	1,005	0	6,125	0	6,125
34-5150-2061019	CHAIN - Omics Core - Guda Portion	19,730	0.11	36,636	0.75	11,067	0	67,433	0	67,433
34-5150-2065001	Genetics; Cell Biology & Anatomy	2,549	0.03	0	0.00	501	0	3,050	0	3,050
34-5150-2066001	Genetics; Cell Biology & Anatomy	15,594	0.07	24,793	0.50	7,930	0	48,317	0	48,317
34-5150-2067001	Genetics; Cell Biology & Anatomy	44,500	0.74	48,394	1.00	18,240	0	111,134	0	111,134
34-5150-2068001	Genetics; Cell Biology & Anatomy	47,210	0.50	49,654	1.00	19,019	0	115,883	0	115,883
34-5160-2078001	Pharmacology	56,147	0.68	20,134	0.35	14,977	0	91,258	0	91,258
34-5160-2079110	NanoART Man: Proj 2	11,462	0.12	37,137	0.40	9,543	0	58,142	0	58,142
34-5160-2079310	NanoART Man: Core C Poluektova	18,741	0.00	0	0.00	3,680	0	22,421	0	22,421
34-5160-2079410	NanoART Man: Core A	44,691	0.51	26,547	0.10	13,987	0	85,225	0	85,225
34-5160-2079510	NanoART Man: Proj 1 Edagwa	4,264	0.06	60,100	1.00	12,637	0	77,001	0	77,001
34-5160-2080101	HIV Tat and Morphine Induce Mircroglial	21,595	0.21	0	0.00	4,241	0	25,836	0	25,836
34-5160-2084001	Pharmacology	16,183	0.00	69,412	1.80	16,808	0	102,403	0	102,403
34-5160-2100101	Combinational effects of Opiates Buch	60,151	0.78	89,515	1.45	29,387	0	179,053	0	179,053
34-5160-2100201	Combinational effect of Opiate Byrareddy	16,183	0.22	0	0.00	3,178	0	19,361	0	19,361
34-5160-2101101	HIV Tat & cocaine - Buch portion	55,063	0.70	0	0.00	10,811	0	65,874	0	65,874
34-5160-2101201	HIV Tat & cocaine - Hu portion	28,277	0.45	0	0.00	5,551	0	33,828	0	33,828
34-5160-2103101	Macrophage; Meth; HIV & Hist-Ciborowski	48,417	0.28	27,050	0.65	14,817	0	90,284	0	90,284
34-5160-2104201	The brain as a SIV - Byrareddy Portion	16,183	0.22	12,998	0.25	5,730	0	34,911	0	34,911
34-5160-2104301	The brain as a SIV - Buch Portion	26,039	0.30	3,869	0.05	5,873	0	35,781	0	35,781
34-5160-2106101	HIV-1 mediated synaptodendritic - Buch	21,090	0.15	38,546	1.01	11,710	0	71,346	0	71,346
34-5160-2106201	HIV-1 mediated synaptodendritic - Hu	34,442	0.42	11,783	0.25	9,076	0	55,301	0	55,301
34-5160-2108001	Pharmacology	30,726	0.38	0	0.00	6,033	0	36,759	0	36,759
34-5160-2110119	CHAIN - Thangaraj Pilot	28,403	0.50	0	0.00	5,576	0	33,979	0	33,979
34-5160-2110219	CHAIN - Administrative Core (Buch)	58,713	0.11	3,869	0.05	12,288	0	74,870	0	74,870
34-5160-2110220	CHAIN - Administrative Core (Buch)	23,937	0.31	6,804	0.08	6,036	0	36,777	0	36,777
34-5160-2110419	CHAIN - Cell/Tissue/Animal Gorantla	10,944	0.15	23,322	0.43	6,728	0	40,994	0	40,994
34-5160-2110519	CHAIN - Cell/Tissue/Animal Buch	0	0.00	3,869	0.05	761	0	4,630	0	4,630
34-5160-2110619	CHAIN - Development Core	1,223	0.01	0	0.00	240	0	1,463	0	1,463
34-5160-2110719	CHAIN - Phenomics Core	26,476	0.21	4,162	0.10	6,017	0	36,655	0	36,655
34-5160-2110819	CHAIN - Therapeutics Core	37,468	0.39	19,730	0.00	11,232	0	68,430	0	68,430
34-5160-2110820	CHAIN - Therapeutics Core	4,982	0.02	0	0.00	978	0	5,960	0	5,960
34-5160-2110919	CHAIN - Cell/Tissue/Animal Byrareddy	17,412	0.00	0	0.00	3,419	0	20,831	0	20,831
34-5160-2112001	Pharmacology	29,182	0.27	24,792	0.50	10,598	0	64,572	0	64,572
34-5160-2114001	Pharmacology	48,197	0.77	54,175	1.00	20,100	0	122,472	0	122,472
34-5160-2115023	Pharmacology	154,250	2.15	85,320	1.59	47,039	0	286,609	0	286,609
34-5160-2121004	Pharmacology	79,310	0.91	54,981	1.07	26,368	0	160,659	0	160,659
34-5160-2124001	Pharmacology	15,947	0.23	0	0.00	3,130	0	19,077	0	19,077

COST OBJECT LISTING BY SUB PROGRAM
2021-2022GENERAL OPERATING BUDGET
UNIVERSITY OF NEBRASKA MEDICAL CENTER

SUBPROGRAM #/NAME: 51 College of Medicine

UNMC-Federal Letter of Credit-736 Federal/Restricted

COST OBJECT		FACULTY Dollar	FACULTY FTE	NON FACULTY Dollar	NON FACULTY FTE	EMPLOYEE BENEFITS	PERSONAL SERVICE CREDITS	TOTAL PERSONAL SERVICES	TOTAL OPERATING EXPENSES	TOTAL
34-5160-2125001	Pharmacology	34,044	0.22	0	0.00	6,684	0	40,728	0	40,728
34-5160-2126001	Pharmacology	54,179	0.40	0	0.00	10,639	0	64,818	0	64,818
34-5160-2127001	Pharmacology	23,830	0.30	45,145	1.00	13,543	0	82,518	0	82,518
34-5160-2129101	Prodrug Formulations Edagwa	98,635	0.92	47,370	0.75	28,668	0	174,673	0	174,673
34-5160-2129201	Prodrug Formulations Gendelman	101,408	0.88	40,708	0.75	27,905	0	170,021	0	170,021
34-5160-2131001	Pharmacology	40,852	0.25	0	0.00	8,021	0	48,873	0	48,873
34-5160-2132001	Pharmacology	12,624	0.16	65,000	0.00	15,242	0	92,866	0	92,866
34-5160-2133001	Pharmacology	35,073	0.33	16,264	0.30	10,080	0	61,417	0	61,417
34-5160-2133101	Molecular mechanisms underlyin restr sup	55,033	0.90	0	0.00	10,806	0	65,839	0	65,839
34-5160-2134001	Pharmacology	126,379	1.16	3,867	0.05	25,574	0	155,820	0	155,820
34-5160-2135001	Pharmacology	193,381	2.03	0	0.00	37,970	0	231,351	0	231,351
34-5160-2136001	Pharmacology	85,012	1.01	0	0.00	16,692	0	101,704	0	101,704
34-5160-2137001	Pharmacology	41,102	0.06	41,607	0.83	16,239	0	98,948	0	98,948
34-5160-2138001	Pharmacology	20,445	0.29	1,612	0.02	4,331	0	26,388	0	26,388
34-5160-2139001	Pharmacology	109,061	0.83	0	0.00	21,414	0	130,475	0	130,475
34-5160-2140001	Pharmacology	85,152	0.96	0	0.00	16,719	0	101,871	0	101,871
34-5160-2141001	Pharmacology	35,412	0.20	59,348	1.25	18,606	0	113,366	0	113,366
34-5170-2084020	Project 1: Nrf2: Neuronal Oxidative Stre	49,216	0.21	0	0.00	9,663	0	58,879	0	58,879
34-5170-2085020	Project II: Activation of the PVN in Hea	57,852	0.31	0	0.00	11,359	0	69,211	0	69,211
34-5170-2086020	Project III: Chemoreflex in Heart Failur	68,256	0.44	45,675	1.00	22,370	0	136,301	0	136,301
34-5170-2088020	Core B - Animal Core	11,004	0.12	50,392	0.80	12,054	0	73,450	0	73,450
34-5170-2096001	Cellular & Integrative Physiology	78,558	0.63	0	0.00	15,425	0	93,983	0	93,983
34-5170-2099001	Cellular & Integrative Physiology	36,587	0.46	133,260	3.16	33,349	0	203,196	0	203,196
34-5170-2104105	Cardiac afferents and renal function in	63,978	0.38	76,330	1.47	27,549	0	167,857	0	167,857
34-5170-2106001	Cellular & Integrative Physiology	55,605	0.50	48,394	1.00	20,420	0	124,419	0	124,419
34-5170-2107001	Cellular & Integrative Physiology	5,197	0.10	36,240	0.80	8,136	0	49,573	0	49,573
34-5170-2108001	Cellular & Integrative Physiology	69,454	0.15	24,858	0.40	18,517	0	112,829	0	112,829
34-5170-2109001	Cellular & Integrative Physiology	34,464	0.25	0	0.00	6,766	0	41,230	0	41,230
34-5170-2112001	Cellular & Integrative Physiology	90,121	0.74	160,658	3.00	49,240	0	300,019	0	300,019
34-5170-2114101	Nrf2 regulation of oxidative stress in h	81,871	0.36	0	0.00	16,076	0	97,947	0	97,947
	TOTAL	**4,790,949**	**48.78**	**2,457,094**	**45.42**	**1,423,141**	**0**	**8,671,184**	**0**	**8,671,184**

UNMC-Federal Advance-737 Federal/Restricted

COST OBJECT		FACULTY Dollar	FACULTY FTE	NON FACULTY Dollar	NON FACULTY FTE	EMPLOYEE BENEFITS	PERSONAL SERVICE CREDITS	TOTAL PERSONAL SERVICES	TOTAL OPERATING EXPENSES	TOTAL
35-5140-2049001	Biochemistry & Molecular Biology	74,020	0.91	0	0.00	14,534	0	88,554	0	88,554
35-5140-2050003	IPAfor Iram Fatima	52,000	1.00	0	0.00	10,210	0	62,210	0	62,210
35-5140-2051003	IPA for Saiprasad Gowrikumar	52,000	1.00	0	0.00	10,210	0	62,210	0	62,210
35-5140-2053002	IPA for Armen Petrosyan	28,821	0.41	0	0.00	5,658	0	34,479	0	34,479
35-5140-2054001	IPA for Rizwan Ahmad	60,000	1.00	0	0.00	11,781	0	71,781	0	71,781
35-5140-2055001	IPA for Balawant Kumar	53,003	1.00	0	0.00	10,406	0	63,409	0	63,409
35-5140-3010002	Research Lab Services for Mucin signatur	44,917	0.77	0	0.00	8,819	0	53,736	0	53,736
35-5150-2010001	Genetics; Cell Biology & Anatomy	122,547	1.34	1,547	0.02	24,366	0	148,460	0	148,460
35-5170-2001002	IPA for Shelby Konfrst	0	0.00	40,388	0.84	7,930	0	48,318	0	48,318
	TOTAL	**487,308**	**7.43**	**41,935**	**0.86**	**103,914**	**0**	**633,157**	**0**	**633,157**

UNMC-Trust-Grant/Cont/Loan/End-738 Trust/Restricted

COST OBJECT		FACULTY Dollar	FACULTY FTE	NON FACULTY Dollar	NON FACULTY FTE	EMPLOYEE BENEFITS	PERSONAL SERVICE CREDITS	TOTAL PERSONAL SERVICES	TOTAL OPERATING EXPENSES	TOTAL
36-5140-2145005	Validation of Biomarkers for Early Diagn	82,057	0.92	10,817	0.15	20,837	0	113,711	0	113,711

COST OBJECT LISTING BY SUB PROGRAM
2021-2022GENERAL OPERATING BUDGET
UNIVERSITY OF NEBRASKA MEDICAL CENTER

SUBPROGRAM #/NAME: 51 College of Medicine

UNMC-Trust-Grant/Cont/Loan/End-738 Trust/Restricted

COST OBJECT		FACULTY Dollar	FACULTY FTE	NON FACULTY Dollar	NON FACULTY FTE	EMPLOYEE BENEFITS	PERSONAL SERVICE CREDITS	TOTAL PERSONAL SERVICES	TOTAL OPERATING EXPENSES	TOTAL
36-5140-2145105	Validation of Biomarkers for Early Diagn	73,849	0.92	48,394	1.00	27,425	0	149,668	0	149,668
36-5140-2159001	Biochemistry & Molecular Biology	1,368	0.01	0	0.00	307	0	1,675	0	1,675
36-5140-2160002	Nanovaccine Platforms to Combat Pancreat	50,981	0.77	0	0.00	11,438	0	62,419	0	62,419
36-5140-2162001	Biochemistry & Molecular Biology	4,488	0.05	0	0.00	1,007	0	5,495	0	5,495
36-5140-2169001	Biochemistry & Molecular Biology	898	0.01	0	0.00	202	0	1,100	0	1,100
36-5140-2171001	Biochemistry & Molecular Biology	87,451	1.30	0	0.00	19,619	0	107,070	0	107,070
36-5140-2177001	Biochemistry & Molecular Biology	1,540	0.01	0	0.00	347	0	1,887	0	1,887
36-5140-2179201	Biochemistry & Molecular Biology	76,916	1.22	42,644	0.65	26,823	0	146,383	0	146,383
36-5140-2182001	Biochemistry & Molecular Biology	30,043	0.19	25,555	0.50	12,474	0	68,072	0	68,072
36-5150-2085201	Genetics; Cell Biology & Anatomy	10,745	0.19	0	0.00	2,411	0	13,156	0	13,156
36-5150-2092004	The Aging Pituitary/Gonadal Axis	16,604	0.11	22,100	0.45	8,683	0	47,387	0	47,387
36-5150-2098301	Genetics; Cell Biology & Anatomy	89,450	1.21	31,692	0.61	27,178	0	148,320	0	148,320
36-5150-2101001	Genetics; Cell Biology & Anatomy	0	0.00	48,394	1.00	10,857	0	59,251	0	59,251
36-5160-2097002	Oxytocin ligand/receptor variants and so	7,932	0.05	0	0.00	1,779	0	9,711	0	9,711
36-5160-2109001	Pharmacology	17,412	0.00	0	0.00	3,905	0	21,317	0	21,317
36-5160-2112001	Pharmacology	2,524	0.03	4,736	0.10	1,628	0	8,888	0	8,888
36-5160-2113002	Rural Drug Addiction Research Center	10,454	0.08	0	0.00	2,345	0	12,799	0	12,799
36-5160-2114001	Pharmacology	2,887	0.00	13,125	0.25	3,593	0	19,605	0	19,605
36-5160-2116001	Pharmacology	8,845	0.15	0	0.00	1,984	0	10,829	0	10,829
36-5160-2118001	Pharmacology	1,458	0.02	8,936	0.18	2,332	0	12,726	0	12,726
36-5160-2119001	Pharmacology	3,835	0.04	3,869	0.05	1,728	0	9,432	0	9,432
36-5160-2122001	Pharmacology	4,854	0.00	0	0.00	1,089	0	5,943	0	5,943
36-5160-2123001	Pharmacology	23,681	0.21	0	0.00	5,313	0	28,994	0	28,994
36-5160-2124001	Pharmacology	41,657	0.46	14,925	0.41	12,695	0	69,277	0	69,277
36-5160-2125001	Pharmacology	202,023	2.05	40,000	1.00	54,297	0	296,320	0	296,320
36-5170-2122001	Cellular & Integrative Physiology	25,528	0.23	0	0.00	5,728	0	31,256	0	31,256
36-5170-2140003	Ferroptosis as a novel driver of inflamm	8,244	0.08	32,911	1.00	9,233	0	50,388	0	50,388
36-5170-2143003	Neurogenic mechanism for mitochondrial a	42,065	0.75	0	0.00	9,437	0	51,502	0	51,502
36-5170-2146001	Cellular & Integrative Physiology	19,230	0.24	0	0.00	4,314	0	23,544	0	23,544
36-5170-2147002	Regulation of #2-adrenergic receptor sig	1,920	0.02	0	0.00	431	0	2,351	0	2,351
36-5170-2148001	Cellular & Integrative Physiology	21,126	0.01	6,806	0.10	6,266	0	34,198	0	34,198
36-5170-2149001	Cellular & Integrative Physiology	2,363	0.01	24,725	0.53	6,077	0	33,165	0	33,165
36-5170-2150001	Cellular & Integrative Physiology	0	0.00	19,920	0.00	4,470	0	24,390	0	24,390
37-5101-1031002	Chancellor - IGPBS	0	0.00	30,000	0.00	6,730	0	36,730	0	36,730
37-5101-1041120	Gollan Start-up-McKeitham	1,900	0.03	0	0.00	426	0	2,326	0	2,326
37-5101-2009155	J. O'Dell Research $	36,469	0.52	0	0.00	8,182	0	44,651	0	44,651
37-5101-2039006	Lageschulte/Wiese Fund-Dr Lie Gao	2,696	0.03	0	0.00	605	0	3,301	0	3,301
37-5101-3002001	Hospital Services Support	0	0.00	0	0.00	0	0	0	660,934	660,934
37-5101-3002120	NHS Acad Affil - Anesthesiology	0	0.00	0	0.00	0	0	0	57,229	57,229
37-5101-3002160	NHS Acad Affil - OB/GYN	0	0.00	0	0.00	0	0	0	43,071	43,071
37-5101-3002170	NHS Acad Affil - Opthalmology	0	0.00	0	0.00	0	0	0	4,587	4,587
37-5101-3002180	NHS Acad Affil - Orthopaedics	0	0.00	0	0.00	0	0	0	19,141	19,141
37-5101-3002200	NHS Acad Affil - Path/Micro	0	0.00	0	0.00	0	0	0	342,712	342,712
37-5101-3002260	NHS Acad Affil - Radiology	0	0.00	0	0.00	0	0	0	145,927	145,927
37-5101-3003004	COM/Hospital Margin Allocation	0	0.00	10,000	0.00	2,243	0	12,243	0	12,243
37-5101-3003010	Chair's Hire Pkg-Neurological Sciences	52,480	0.50	0	0.00	11,773	0	64,253	0	64,253
37-5101-3003012	Chair's Hire Pkg-Neuro Sci-Taraschenko	31,461	0.65	33,243	0.80	14,516	0	79,220	0	79,220
37-5101-3003014	Chair's Hire Pkg-Neuro Sci-Warren	39,154	0.30	0	0.00	8,784	0	47,938	0	47,938
37-5101-3003015	Chair's Hire Pkg-Neuro Sci-Lowndes Lab	30,769	0.37	0	0.00	6,904	0	37,673	0	37,673
37-5101-3003016	Chair's Hire Pkg-Neuro Sci-Ehlers Lab	111,383	1.00	0	0.00	24,989	0	136,372	0	136,372
37-5101-3003019	Chair's Hire Pkg-DONS-Shiriani Start Up	37,260	0.68	0	0.00	8,358	0	45,618	0	45,618

COST OBJECT LISTING BY SUB PROGRAM
2021-2022GENERAL OPERATING BUDGET
UNIVERSITY OF NEBRASKA MEDICAL CENTER

SUBPROGRAM #/NAME: 51 College of Medicine

UNMC-Trust-Grant/Cont/Loan/End-738 Trust/Restricted

COST OBJECT		FACULTY Dollar	FACULTY FTE	NON FACULTY Dollar	NON FACULTY FTE	EMPLOYEE BENEFITS	PERSONAL SERVICE CREDITS	TOTAL PERSONAL SERVICES	TOTAL OPERATING EXPENSES	TOTAL
37-5101-3003021	Neuro-CRC	0	0.00	130,935	2.00	29,375	0	160,310	0	160,310
37-5101-3003040	Gendleman Rsch Redirection	0	0.00	10,000	0.00	2,243	0	12,243	0	12,243
37-5101-3003046	Rsch Redirection-Buch	0	0.00	39,822	0.20	8,934	0	48,756	0	48,756
37-5101-3011001	Dean's Business Office	63,309	0.36	228,590	4.48	65,487	0	357,386	0	357,386
37-5101-3013001	COM Dean's Business Office	26,174	0.10	89,680	1.76	25,992	0	141,846	0	141,846
37-5101-3013002	Neurosurgery-Abosch Clinical Research	76,557	1.00	0	0.00	17,175	0	93,732	0	93,732
37-5101-9210001	Dean College of Medicine	142,756	1.85	10,000	0.00	34,271	0	187,027	0	187,027
37-5101-9210012	Orthopedics	0	0.00	8,039	0.08	1,804	0	9,843	0	9,843
37-5101-9210013	Ophthalmology	0	0.00	2,445	0.05	549	0	2,994	0	2,994
37-5101-9210015	Radiology	0	0.00	2,775	0.04	623	0	3,398	0	3,398
37-5101-9210020	PM&R	0	0.00	9,982	0.18	2,239	0	12,221	0	12,221
37-5101-9310001	COM - Business Office	102,864	1.52	125,778	1.03	51,297	0	279,939	0	279,939
37-5111-1001001	Von Housen Professorship	0	0.00	12,397	0.25	2,780	0	15,177	0	15,177
37-5113-1002001	Stokes-Shackleford Professor of Biochem	36,618	0.20	0	0.00	8,216	0	44,834	0	44,834
37-5114-1001001	Waldbaum Professorship	31,095	0.12	0	0.00	6,976	0	38,071	0	38,071
37-5115-1001001	Grissom Professorship	146,669	0.52	0	0.00	32,905	0	179,574	0	179,574
37-5115-1002001	Larson Professorship	19,552	0.10	0	0.00	4,387	0	23,939	0	23,939
37-5115-1003001	Diabetes Research-Degen	12,734	0.00	25,276	0.50	8,527	0	46,537	0	46,537
37-5115-1005001	Stokes-Shakelford Prof - LOCKED	17,667	0.15	32,184	0.44	11,184	0	61,035	0	61,035
37-5115-1007001	Primary Care Residency	4,000	0.03	76,205	0.90	17,993	0	98,198	0	98,198
37-5115-1010001	Renolds Neurooncology Lab	17,000	0.35	0	0.00	3,814	0	20,814	0	20,814
37-5115-1011001	Harris Professorship - Geriatrics	28,000	0.00	0	0.00	6,282	0	34,282	0	34,282
37-5115-1013001	Larson Professorship for Respiratory Dis	20,000	0.16	54,801	0.85	16,782	0	91,583	0	91,583
37-5115-1014001	Harris-Oncology Professorship	24,700	0.00	0	0.00	5,542	0	30,242	0	30,242
37-5115-1019001	Dean College of Medicine	24,290	0.22	0	0.00	5,450	0	29,740	0	29,740
37-5115-1020001	Cell Biology & Anatomy	19,998	0.33	25,020	0.45	10,100	0	55,118	0	55,118
37-5115-1021001	Dean College of Medicine	110,100	0.41	0	0.00	24,701	0	134,801	0	134,801
37-5115-1022001	Internal Medicine-Nephrology	46,862	0.52	0	0.00	10,513	0	57,375	0	57,375
37-5115-1023001	Internal Medicine - Cardiology	0	0.00	4,522	0.05	1,015	0	5,537	0	5,537
37-5115-2002001	Internal Medicine	24,000	0.00	0	0.00	5,384	0	29,384	0	29,384
37-5115-2003001	Int Med Oncology	29,631	0.10	0	0.00	6,647	0	36,278	0	36,278
37-5115-2008001	Umbach Professorship	0	0.00	22,352	0.41	5,015	0	27,367	0	27,367
37-5116-1001001	Olson Professorship	45,280	0.19	0	0.00	10,158	0	55,438	0	55,438
37-5116-1002001	M.L. Smith Professorship	20,705	0.14	0	0.00	4,646	0	25,351	0	25,351
37-5117-1001001	Dean-COM	35,000	0.44	0	0.00	7,852	0	42,852	0	42,852
37-5117-1002001	Ophthalmology	12,903	0.08	0	0.00	2,895	0	15,798	0	15,798
37-5117-1003001	Ophthalmology	7,812	0.12	0	0.00	1,752	0	9,564	0	9,564
37-5118-1001001	L. Thomas Hood Professorship	25,000	0.18	0	0.00	5,609	0	30,609	0	30,609
37-5118-1002001	Herman Frank Johnson MD Professorship	15,000	0.00	0	0.00	3,365	0	18,365	0	18,365
37-5118-2001001	Orthopedic Surgery	75,000	0.00	0	0.00	16,826	0	91,826	0	91,826
37-5118-4001001	Dean's Business Office	18,520	0.00	0	0.00	4,156	0	22,676	0	22,676
37-5120-1001001	Havlik-Wall Professorship	20,114	0.10	3,882	0.09	5,383	0	29,379	0	29,379
37-5120-1002001	David Purtilo Distinguished Chair Of Pat	9,509	0.05	0	0.00	2,134	0	11,643	0	11,643
37-5120-1003001	Stokes-Shackleford Professor of Microbio	8,000	0.04	0	0.00	1,795	0	9,795	0	9,795
37-5120-1005001	Vickery Professorship	0	0.00	13,199	0.29	2,961	0	16,160	0	16,160
37-5120-1007001	Pathology & Microbiology	8,000	0.00	0	0.00	1,795	0	9,795	0	9,795
37-5121-1005001	Helen Freytag Professorship	29,888	0.17	0	0.00	6,706	0	36,594	0	36,594
37-5123-1001001	Hubbard Professorship	9,261	0.04	0	0.00	2,077	0	11,338	0	11,338
37-5123-1004001	Cellular & Integrative Physiology	5,000	0.00	0	0.00	1,122	0	6,122	0	6,122
37-5126-1001001	Hunt Professorship Of Radiology	0	0.00	97,134	0.25	21,791	0	118,925	0	118,925
37-5126-1002001	Radiology	50,000	0.28	0	0.00	11,217	0	61,217	0	61,217

COST OBJECT LISTING BY SUB PROGRAM
2021-2022GENERAL OPERATING BUDGET
UNIVERSITY OF NEBRASKA MEDICAL CENTER

SUBPROGRAM #/NAME: 51 College of Medicine

UNMC-Trust-Grant/Cont/Loan/End-738 Trust/Restricted

COST OBJECT		FACULTY Dollar	FACULTY FTE	NON FACULTY Dollar	NON FACULTY FTE	EMPLOYEE BENEFITS	PERSONAL SERVICE CREDITS	TOTAL PERSONAL SERVICES	TOTAL OPERATING EXPENSES	TOTAL
37-5126-1003001	Radiology	111,318	1.47	0	0.00	24,973	0	136,291	0	136,291
37-5126-1004001	Radiology	24,000	0.25	0	0.00	5,384	0	29,384	0	29,384
37-5127-1005001	Shackleford-Marischal Professorship	29,862	0.21	0	0.00	6,699	0	36,561	0	36,561
37-5127-1006001	Dean COM	40,000	0.00	0	0.00	8,974	0	48,974	0	48,974
37-5128-1001001	Dermatology	10,000	0.20	0	0.00	2,243	0	12,243	0	12,243
37-5140-2063001	Biochemistry/Molecular Biology	48,720	0.60	0	0.00	10,931	0	59,651	0	59,651
37-5140-2064001	Biochemistry/Molecular Biology	0	0.00	24,436	0.50	5,481	0	29,917	0	29,917
37-5140-2071001	Biochemistry/Molecular Biology	0	0.00	26,200	0.50	5,877	0	32,077	0	32,077
37-5140-2072001	Biochemistry/Molecular Biology	13,800	0.25	0	0.00	3,097	0	16,897	0	16,897
37-5150-2015001	Cell Biology/Anatomy	289	0.01	25,000	0.50	5,674	0	30,963	0	30,963
37-5150-2066001	Cell Biology	3,925	0.07	0	0.00	880	0	4,805	0	4,805
37-5150-6001001	Genetics Cell Biology and Anatomy	133,775	0.90	0	0.00	30,012	0	163,787	0	163,787
37-5160-2001001	Bylund Operating	54,303	1.00	0	0.00	12,181	0	66,484	0	66,484
37-5160-2001004	Eisenberg & Gen-Parkinson's Fund	0	0.00	10,403	0.25	2,334	0	12,737	0	12,737
37-5160-2141001	Pharmacology	44,265	0.25	59,346	1.25	23,245	0	126,856	0	126,856
37-5160-2142001	Pharmacology	44,265	0.25	59,346	1.25	23,245	0	126,856	0	126,856
37-5160-2143001	Pharmacology	35,412	0.20	59,346	1.25	21,259	0	116,017	0	116,017
37-5170-2001010	Carryover for Cornish	0	0.00	6,649	0.10	1,492	0	8,141	0	8,141
37-5170-2001095	Carryover for Dept	0	0.00	2,156	0.05	484	0	2,640	0	2,640
37-5170-2003001	Cellular/Integrative Physiology	3,000	0.00	0	0.00	673	0	3,673	0	3,673
37-5190-2001001	Cellular & Integrative Physiology	0	0.00	17,819	0.00	3,998	0	21,817	0	21,817
37-5190-4001001	Cellular & Integrative Physiology	0	0.00	3,219	0.05	722	0	3,941	0	3,941
37-5190-4001005	Mishra, Targeted Delivery of H25 Cell De	0	0.00	14,423	0.33	3,236	0	17,659	0	17,659
37-5190-4001030	Zimmerman, Mechanisms Driving Anti-hyper	0	0.00	12,720	0.30	2,854	0	15,574	0	15,574
37-5190-4001035	Urban, Optimization of In-situ Heart Rea	0	0.00	13,230	0.30	2,968	0	16,198	0	16,198
37-5190-4001040	Xiawei Li, Scaffold to Assist Stem Cells	0	0.00	7,259	0.15	1,628	0	8,887	0	8,887
	TOTAL	**3,334,502**	**30.90**	**1,839,362**	**29.85**	**1,160,748**	**0**	**6,334,612**	**1,273,601**	**7,608,213**

UNMC-Auxiliary-739 Auxiliaries & Services/Restricted

COST OBJECT		FACULTY Dollar	FACULTY FTE	NON FACULTY Dollar	NON FACULTY FTE	EMPLOYEE BENEFITS	PERSONAL SERVICE CREDITS	TOTAL PERSONAL SERVICES	TOTAL OPERATING EXPENSES	TOTAL
33-5101-0600	COM_Chinese Program Fee	0	0.00	42,124	0.64	11,387	0	53,511	0	53,511
33-5140-0016	Cell Growth Facility	26,537	0.32	0	0.00	7,174	0	33,711	8,586	42,297
33-5140-0096	Durham Research Center Autoclave Fund	0	0.00	8,302	0.25	2,243	0	10,545	7,596	18,141
33-5140-0376	Image Guided Rad Instr	9,615	0.04	16,402	0.25	7,034	0	33,051	0	33,051
33-5150-0041	Masters Student Fees	0	0.00	19,956	0.31	5,394	0	25,350	27,184	52,534
33-5150-0150	Ctr for Bioinformatics & Systems Biology	58,338	0.96	27,176	0.46	23,117	0	108,631	0	108,631
33-5150-0201	Guda/Eppley Breast Cancer Genomics	0	0.00	22,440	0.40	6,066	0	28,506	0	28,506
33-5150-0501	Advanced Anatomy	0	0.00	1,583	0.02	429	0	2,012	39,659	41,671
33-5150-0600	Anatomy Special	0	0.00	37,459	0.55	10,128	0	47,587	181,117	228,704
33-5150-0605	Summer Teaching Funds - CBA	0	0.00	0	0.00	0	0	0	8,962	8,962
33-5150-0610	Anatomy fee for PA/PT student	0	0.00	37,315	0.55	10,090	0	47,405	0	47,405
33-5160-0002	MouseGenome Core	17,526	0.22	157,066	2.00	47,201	0	221,793	0	221,793
33-5160-0706	Student Fees-Pharmcacology	0	0.00	1,803	0.04	488	0	2,291	4,500	6,791
33-5170-0100	Sm Anim Imaging Core	25,493	0.44	0	0.00	6,891	0	32,384	0	32,384
33-5170-0500	EPR Spectroscopy Core	6,520	0.06	0	0.00	1,764	0	8,284	0	8,284
33-5191-0005	Comparative Medicine-Eppley Institute	0	0.00	64,130	1.00	17,337	0	81,467	0	81,467
33-5191-0006	Comparative Medicine	0	0.00	1,031,927	21.17	278,980	0	1,310,907	770,786	2,081,693
33-5191-0007	Comp Med-Vet Tech	0	0.00	229,454	4.31	62,034	0	291,488	0	291,488
33-5191-0008	Comparative Medicine-COD	0	0.00	7,003	0.10	1,892	0	8,895	0	8,895

COST OBJECT LISTING BY SUB PROGRAM
2021-2022GENERAL OPERATING BUDGET
UNIVERSITY OF NEBRASKA MEDICAL CENTER

SUBPROGRAM #/NAME: 51 College of Medicine

UNMC-Auxiliary-739 Auxiliaries & Services/Restricted

COST OBJECT		FACULTY Dollar	FACULTY FTE	NON FACULTY Dollar	NON FACULTY FTE	EMPLOYEE BENEFITS	PERSONAL SERVICE CREDITS	TOTAL PERSONAL SERVICES	TOTAL OPERATING EXPENSES	TOTAL
33-5191-0009	Comparative Medicine F & A	0	0.00	569,654	4.58	154,005	0	723,659	0	723,659
33-5191-0012	Ahmad Start-up	0	0.00	201,165	3.05	54,384	0	255,549	0	255,549
	TOTAL	**144,029**	**2.04**	**2,474,959**	**39.66**	**708,038**	**0**	**3,327,026**	**1,048,390**	**4,375,416**
	SUB PROGRAM TOTAL	**20,079,468**	**172**	**25,174,843**	**366**	**10,374,406**	**0**	**55,628,717**	**2,498,265**	**58,126,982**

SUBPROGRAM #/NAME: 52 College of Medicine

-# Trust/Restricted

COST OBJECT		FACULTY Dollar	FACULTY FTE	NON FACULTY Dollar	NON FACULTY FTE	EMPLOYEE BENEFITS	PERSONAL SERVICE CREDITS	TOTAL PERSONAL SERVICES	TOTAL OPERATING EXPENSES	TOTAL
36-5232-1014001	National AIDS Edu & Training Center Base	0	0.00	3,933	0.06	882	0	4,815	0	4,815
	TOTAL	**0**	**0.00**	**3,933**	**0.06**	**882**	**0**	**4,815**	**0**	**4,815**

UNMC-State General Fund-731 State & University Generated/Unrestricted

COST OBJECT		FACULTY Dollar	FACULTY FTE	NON FACULTY Dollar	NON FACULTY FTE	EMPLOYEE BENEFITS	PERSONAL SERVICE CREDITS	TOTAL PERSONAL SERVICES	TOTAL OPERATING EXPENSES	TOTAL
31-5201-1000	AAA - Anesthesiology	474,500	4.80	118,406	5.84	182,475	0	775,381	0	775,381
31-5201-8000	Anesth - Indirect Costs/Research	0	0.00	31,501	0.37	8,569	0	40,070	0	40,070
31-5210-0001	Family Practice-Instruction	1,094,396	10.24	416,638	6.50	408,925	0	1,919,959	0	1,919,959
31-5210-3014	COSTSHARING/ 34-5210-1005-007	4,628	0.02	0	0.00	1,259	0	5,887	0	5,887
31-5210-3018	COSTSHARING/ 34-5210-1006-008	8,318	0.03	0	0.00	2,262	0	10,580	0	10,580
31-5220-0001	Internal Medicine Instruction	19,198	0.16	614,374	10.57	172,234	0	805,806	0	805,806
31-5220-0200	Internal Med-Cardiology Instruction	467,435	8.65	253,875	6.28	196,196	0	917,506	0	917,506
31-5220-0250	Internal Med-DEM Instruction	271,154	3.08	158,370	2.99	114,255	0	543,779	0	543,779
31-5220-0300	Internal Med-GenMed Instruction	1,298,856	18.88	102,043	2.75	363,200	0	1,764,099	0	1,764,099
31-5220-0350	Internal Med-Geriatric Instruction	258,927	5.13	188,000	3.56	121,563	0	568,490	0	568,490
31-5220-0400	Internal Med-GI Instruction	348,176	5.13	24,446	1.00	100,487	0	473,109	0	473,109
31-5220-0450	IM Hosp Med Instruct	175,347	2.30	150,844	3.33	84,753	0	410,944	0	410,944
31-5220-0500	Internal Med-Infect Diseases Instruction	273,436	3.87	188,964	3.85	105,542	0	567,942	0	567,942
31-5220-0550	IM ALLERGY/IMMUN FUN	47,397	1.03	48,087	1.00	25,886	0	121,370	0	121,370
31-5220-0600	Internal Med-Nephrology Instruction	356,655	5.54	63,213	2.50	113,757	0	533,625	0	533,625
31-5220-0700	Internal Med-Oncology Instruction	361,177	5.96	167,476	5.00	130,527	0	659,180	0	659,180
31-5220-0800	Internal Med-Pulmonary Instruction	596,499	11.13	194,078	5.31	206,173	0	996,750	0	996,750
31-5220-0900	Internal Med-Rheumatology Instruction	380,407	4.27	84,044	2.60	119,386	0	583,837	0	583,837
31-5220-8000	Int Med - Indirect Costs/Research	11,480	0.10	0	0.00	3,123	0	14,603	0	14,603
31-5250-0001	Neurological Science Instruction	841,840	6.58	488,585	9.20	325,473	0	1,655,898	0	1,655,898
31-5250-8000	Neurological Sciences Indir Cost Return	0	0.00	0	1.00	0	0	0	0	0
31-5260-0001	Obstetrics/Gynecology-Instruction	1,321,293	11.74	434,804	6.43	446,789	0	2,202,886	0	2,202,886
31-5270-0001	Ophthalmology Instruction	425,681	5.24	91,324	1.00	130,549	0	647,554	0	647,554
31-5280-0001	Orthopedics Instruction	0	3.15	272,618	4.72	72,869	0	345,487	0	345,487
31-5280-3003	COSTSHARING/ 36-5280-2090-001	0	0.01	0	0.00	0	0	0	0	0
31-5290-0001	Otol & Maxill Facial Surg-Instruction	21,420	0.44	113,852	2.36	36,026	0	171,298	0	171,298
	TOTAL	**9,058,220**	**117.47**	**4,205,542**	**88.16**	**3,472,278**	**0**	**16,736,040**	**0**	**16,736,040**

UNMC-Federal Letter of Credit-736 Federal/Restricted

COST OBJECT		FACULTY Dollar	FACULTY FTE	NON FACULTY Dollar	NON FACULTY FTE	EMPLOYEE BENEFITS	PERSONAL SERVICE CREDITS	TOTAL PERSONAL SERVICES	TOTAL OPERATING EXPENSES	TOTAL
34-5201-2005001	Anesthesiology	0	0.00	8,729	0.17	1,714	0	10,443	0	10,443

COST OBJECT LISTING BY SUB PROGRAM
2021-2022GENERAL OPERATING BUDGET
UNIVERSITY OF NEBRASKA MEDICAL CENTER

SUBPROGRAM #/NAME: 52 College of Medicine

UNMC-Federal Letter of Credit-736 Federal/Restricted

COST OBJECT		FACULTY Dollar	FACULTY FTE	NON FACULTY Dollar	NON FACULTY FTE	EMPLOYEE BENEFITS	PERSONAL SERVICE CREDITS	TOTAL PERSONAL SERVICES	TOTAL OPERATING EXPENSES	TOTAL
34-5201-2006001	Anesthesiology	0	0.00	11,547	0.22	2,268	0	13,815	0	13,815
34-5201-2007004	Anesthesiology	56,275	1.01	36,088	0.85	18,135	0	110,498	0	110,498
34-5201-2009005	Anesthesiology	23,638	0.37	50,500	1.00	14,557	0	88,695	0	88,695
34-5201-2010001	Anesthesiology	140,246	0.99	0	0.00	27,537	0	167,783	0	167,783
34-5210-1006011	Point of Service Maintenance and Enhance	11,970	0.12	128,809	1.85	27,642	0	168,421	0	168,421
34-5220-1004007	Summer Undergraduate Alcohol Research Pr	17,785	0.19	0	0.00	3,493	0	21,278	0	21,278
34-5224-2007001	Cardiology (Internal Medicine)	21,168	0.19	90,325	2.00	21,891	0	133,384	0	133,384
34-5224-2008001	Cardiology (Internal Medicine)	115,262	2.11	0	0.00	22,632	0	137,894	0	137,894
34-5224-2009001	Cardiology (Internal Medicine)	128,835	1.66	16,554	0.25	28,547	0	173,936	0	173,936
34-5226-2008001	Diab/Endo/Metab (Internal Medicine)	5,250	0.04	38,715	0.80	8,632	0	52,597	0	52,597
34-5226-2009001	Diab/Endo/Metab (Internal Medicine)	15,750	0.13	48,394	1.00	12,595	0	76,739	0	76,739
34-5228-1010002	Nebraska Geriatric Workforce Enhancement	244,850	2.88	95,287	1.45	66,786	0	406,923	0	406,923
34-5228-1011001	Geriatrics (Internal Medicine)	14,206	0.08	0	0.00	2,789	0	16,995	0	16,995
34-5228-2004001	Geriatrics (Internal Medicine)	6,250	0.12	0	0.00	1,226	0	7,476	0	7,476
34-5229-2026006	Gastro & Hepa (Internal Medicine)	1,498	0.01	0	0.00	294	0	1,792	0	1,792
34-5229-2028001	Gastro & Hepa (Internal Medicine)	63,461	0.45	87,555	2.00	29,653	0	180,669	0	180,669
34-5229-2030001	Gastro & Hepa (Internal Medicine)	71,576	0.89	0	0.00	14,055	0	85,631	0	85,631
34-5229-2032001	Gastro & Hepa (Internal Medicine)	113,474	1.74	0	0.00	22,281	0	135,755	0	135,755
34-5232-3008008	Ryan White Part D Program for Coordinate	40,991	0.63	64,367	1.06	20,686	0	126,044	0	126,044
34-5232-3009021	Title III:Categorical Grant Program to P	30,370	0.61	29,653	0.60	11,786	0	71,809	0	71,809
34-5232-3009022	Title III:Categorical Grant Program to P	47,036	0.70	114,896	1.77	31,796	0	193,728	0	193,728
34-5232-3010001	Infectious Diseases (Internal Medicine)	0	0.00	1,458	0.03	286	0	1,744	0	1,744
34-5232-3011001	Infectious Diseases (Internal Medicine)	0	0.00	1,458	0.03	286	0	1,744	0	1,744
34-5234-2008101	Geranylgeranly diphosphate syntase inhi	2,560	0.02	0	0.00	503	0	3,063	0	3,063
34-5237-2023006	Pulmonary (Internal Medicine)	29,692	0.30	31,533	0.50	12,021	0	73,246	0	73,246
34-5237-2027001	Pulmonary (Internal Medicine)	12,408	0.15	47,664	0.90	11,794	0	71,866	0	71,866
34-5237-2028001	Pulmonary (Internal Medicine)	16,202	0.40	12,688	0.25	5,673	0	34,563	0	34,563
34-5237-2029001	Pulmonary (Internal Medicine)	27,913	0.61	21,315	0.50	9,666	0	58,894	0	58,894
34-5250-2008001	Neurological Sciences (Internal Medicine	41,527	0.61	0	0.00	8,153	0	49,680	0	49,680
34-5250-2011001	Neurological Sciences (Internal Medicine	63,450	0.52	0	0.00	12,458	0	75,908	0	75,908
34-5250-2015001	Neurological Sciences (Internal Medicine	71,147	0.70	61,619	1.70	26,068	0	158,834	0	158,834
34-5250-2016151	Great Plains IDeA-CTR - Admin Core	146,412	0.84	156,283	2.50	59,434	0	362,129	0	362,129
34-5250-2016251	Great Plains IDeA-CTR - Prof Dev Core	110,272	0.70	57,823	1.00	33,005	0	201,100	0	201,100
34-5250-2016263	Great Plains IDeA-CTR - Bhatt	0	0.00	8,412	0.16	1,652	0	10,064	0	10,064
34-5250-2016351	Great Plains IDeA-CTR - CRD, Epid, Biost	132,223	0.79	42,045	0.70	34,217	0	208,485	0	208,485
34-5250-2016451	Great Plains IDeA-CTR - Track & Eval Cor	30,900	0.20	0	0.00	6,067	0	36,967	0	36,967
34-5250-2016551	Great Plains IDeA-CTR - Comm Engage Core	55,364	0.36	65,352	1.15	23,703	0	144,419	0	144,419
34-5250-2016651	Great Plains IDeA-CTR - BICE Core	76,435	0.85	51,246	0.80	25,070	0	152,751	0	152,751
34-5250-2016751	Great Plains IDeA-CTR - Pilot Proj Prog	31,685	0.63	0	0.00	6,222	0	37,907	0	37,907
34-5250-2016817	Great Plains IDeA-CTR-Liu	0	0.00	7,114	0.16	1,396	0	8,510	0	8,510
34-5250-2020201	Macrophage; Meth; HIV & Hist-Fox	9,865	0.04	11,231	0.20	4,142	0	25,238	0	25,238
34-5250-2025102	CoNDA Administrative Core	78,008	0.79	34,314	0.55	22,054	0	134,376	0	134,376
34-5250-2025112	CoNDA Translational Imaging/Behavior Cor	33,803	0.30	8,628	0.10	8,331	0	50,762	0	50,762
34-5250-2025202	CoNDA Neuroimaging Core	10,877	0.10	0	0.00	2,136	0	13,013	0	13,013
34-5250-2025502	CoNDA Proj 3 - Beadle UNO	0	0.00	10,874	0.30	2,135	0	13,009	0	13,009
34-5250-2025702	CoNDA Proj 5 - Stauch UNMC	0	0.00	13,270	0.25	2,605	0	15,875	0	15,875
34-5250-2026015	Neurological Sciences (Internal Medicine	134,544	1.38	59,594	1.10	38,119	0	232,257	0	232,257
34-5250-2028001	Neurological Sciences (Internal Medicine	8,304	0.04	12,331	0.22	4,051	0	24,686	0	24,686
34-5260-2005001	OB/GYN	37,121	0.24	37,555	1.00	14,662	0	89,338	0	89,338
34-5260-2007001	OB/GYN	68,590	0.43	0	0.00	13,467	0	82,057	0	82,057
34-5260-2008001	OB/GYN	50,902	0.48	25,581	0.52	15,017	0	91,500	0	91,500

COST OBJECT LISTING BY SUB PROGRAM
2021-2022GENERAL OPERATING BUDGET
UNIVERSITY OF NEBRASKA MEDICAL CENTER

SUBPROGRAM #/NAME: 52 College of Medicine

UNMC-Federal Letter of Credit-736 Federal/Restricted

COST OBJECT		FACULTY Dollar	FACULTY FTE	NON FACULTY Dollar	NON FACULTY FTE	EMPLOYEE BENEFITS	PERSONAL SERVICE CREDITS	TOTAL PERSONAL SERVICES	TOTAL OPERATING EXPENSES	TOTAL
34-5270-2019001	Opthamology	1,658	0.01	0	0.00	327	0	1,985	0	1,985
34-5270-2023005	Opthamology	76,131	0.82	12,098	0.25	17,324	0	105,553	0	105,553
34-5270-2024023	Opthamology	43,410	0.26	51,593	1.22	18,653	0	113,656	0	113,656
34-5270-2025001	Opthamology	68,024	0.67	12,099	0.25	15,731	0	95,854	0	95,854
34-5270-2026001	Opthamology	58,834	0.63	20,300	0.50	15,537	0	94,671	0	94,671
	TOTAL	**2,698,152**	**28.79**	**1,696,897**	**31.85**	**862,960**	**0**	**5,258,009**	**0**	**5,258,009**

UNMC-Federal Advance-737 Federal/Restricted

COST OBJECT		FACULTY Dollar	FACULTY FTE	NON FACULTY Dollar	NON FACULTY FTE	EMPLOYEE BENEFITS	PERSONAL SERVICE CREDITS	TOTAL PERSONAL SERVICES	TOTAL OPERATING EXPENSES	TOTAL
35-5220-2000003	IPA for Christopher Wichman	3,693	0.03	0	0.00	726	0	4,419	0	4,419
35-5220-2002002	IPA for Corrine Hanson	3,900	0.03	0	0.00	766	0	4,666	0	4,666
35-5220-2003001	Community Affairs	1,071	0.01	0	0.00	210	0	1,281	0	1,281
35-5226-2019001	Diab/Endo/Metab (Internal Medicine)	0	0.00	9,679	0.20	1,901	0	11,580	0	11,580
35-5226-2020001	Diab/Endo/Metab (Internal Medicine)	49,100	1.00	0	0.00	9,641	0	58,741	0	58,741
35-5226-2021001	Diab/Endo/Metab (Internal Medicine)	3,231	0.02	0	0.00	634	0	3,865	0	3,865
35-5229-2029002	IPA for Karuna Rasineni	76,609	1.00	0	0.00	15,042	0	91,651	0	91,651
35-5229-2030002	IPA - Paul Thomes	60,900	0.67	0	0.00	11,958	0	72,858	0	72,858
35-5229-2033001	Gastro & Hepa (Internal Medicine)	0	0.00	39,960	1.00	7,847	0	47,807	0	47,807
35-5229-2034001	Gastro & Hepa (Internal Medicine)	0	0.00	48,394	1.00	9,502	0	57,896	0	57,896
35-5229-2035001	Gastro & Hepa (Internal Medicine)	71,734	0.94	0	0.00	14,085	0	85,819	0	85,819
35-5234-2002001	Oncology/Hematology (Internal Medicine)	17,521	0.25	0	0.00	3,441	0	20,962	0	20,962
35-5234-2003001	Oncology/Hematology (Internal Medicine)	52,273	1.00	0	0.00	10,264	0	62,537	0	62,537
35-5234-2004001	Oncology/Hematology (Internal Medicine)	0	0.00	6,409	0.08	1,259	0	7,668	0	7,668
35-5237-2036003	IPA for Art Heires	0	0.00	61,595	1.00	12,095	0	73,690	0	73,690
35-5237-2039001	Pulmonary (Internal Medicine)	0	0.00	43,483	1.00	8,538	0	52,021	0	52,021
35-5237-2040001	Pulmonary (Internal Medicine)	0	0.00	52,273	1.00	10,264	0	62,537	0	62,537
35-5241-2031002	IPA for Mike J Duryee	0	0.00	17,014	0.25	3,341	0	20,355	0	20,355
35-5241-2032002	IPA - Carlos Hunter	0	0.00	23,050	0.49	4,525	0	27,575	0	27,575
35-5241-2033002	2021 Michaud IPA	11,220	0.10	0	0.00	2,203	0	13,423	0	13,423
35-5241-2036001	Rheumatology (Internal Medicine)	0	0.00	84,612	0.97	16,613	0	101,225	0	101,225
35-5250-2001001	Impact of Traumatic Brain Injury on Tauo	26,228	0.40	0	0.00	5,150	0	31,378	0	31,378
35-5260-2001001	OB/GYN	30,450	0.14	0	0.00	5,979	0	36,429	0	36,429
35-5260-2003002	IPA for Kendra Clark	0	0.00	48,871	1.00	9,596	0	58,467	0	58,467
35-5260-2005001	OB/GYN	66,625	1.00	0	0.00	13,082	0	79,707	0	79,707
	TOTAL	**474,555**	**6.59**	**435,340**	**7.99**	**178,662**	**0**	**1,088,557**	**0**	**1,088,557**

UNMC-Trust-Grant/Cont/Loan/End-738 Federal/Restricted

COST OBJECT		FACULTY Dollar	FACULTY FTE	NON FACULTY Dollar	NON FACULTY FTE	EMPLOYEE BENEFITS	PERSONAL SERVICE CREDITS	TOTAL PERSONAL SERVICES	TOTAL OPERATING EXPENSES	TOTAL
34-5250-2019201	HIV Tat and Morphine Induce Microglial M	9,865	0.04	100,096	1.77	21,591	0	131,552	0	131,552
34-5250-2021101	The brain as a SIV - Fox Portion	16,033	0.07	53,491	0.95	13,651	0	83,175	0	83,175
34-5250-2021401	The brain as a SIV - PK Studies	9,615	0.03	7,380	0.15	3,337	0	20,332	0	20,332
34-5250-2022120	CHAIN - Adminstrative Core (Fox)	80,654	0.31	14,691	0.18	18,721	0	114,066	0	114,066
34-5250-2023209	NNTC Data Coordinating Center-UNMC	53,617	0.41	209,300	3.73	51,623	0	314,540	0	314,540
34-5250-2023409	NNTC Data Coor Ctr Supp-UNMC	3,946	0.02	0	0.00	774	0	4,720	0	4,720
34-5250-2024001	Mechanisms of Presynaptic Energetic Fail	93,996	0.56	52,859	1.25	28,834	0	175,689	0	175,689
	TOTAL	**267,726**	**1.43**	**437,817**	**8.02**	**138,531**	**0**	**844,074**	**0**	**844,074**

COST OBJECT LISTING BY SUB PROGRAM
2021-2022GENERAL OPERATING BUDGET
UNIVERSITY OF NEBRASKA MEDICAL CENTER

SUBPROGRAM #/NAME: 52 College of Medicine

UNMC-Trust-Grant/Cont/Loan/End-738 Trust/Restricted

COST OBJECT		FACULTY Dollar	FACULTY FTE	NON FACULTY Dollar	NON FACULTY FTE	EMPLOYEE BENEFITS	PERSONAL SERVICE CREDITS	TOTAL PERSONAL SERVICES	TOTAL OPERATING EXPENSES	TOTAL
36-5201-2013888	Anesthesiology	5,927	0.05	0	0.00	1,330	0	7,257	0	7,257
36-5201-2016001	Anesthesiology	0	0.00	430	0.01	96	0	526	0	526
36-5201-2019001	Anesthesiology	4,800	0.02	6,300	0.10	2,490	0	13,590	0	13,590
36-5201-2021001	Anesthesiology	9,647	0.16	0	0.00	2,165	0	11,812	0	11,812
36-5224-2253005	Dilated Cardiomyopathy (DCM) Research Pr	3,288	0.06	0	0.00	739	0	4,027	0	4,027
36-5224-2269001	Cardiology (Internal Medicine)	0	0.00	48,394	1.00	10,857	0	59,251	0	59,251
36-5226-2039009	GRADE [Glycemic Reduction Approaches for	9,480	0.10	181,164	2.45	42,772	0	233,416	0	233,416
36-5226-2074888	Diab/Endo/Metab (Internal Medicine)	0	0.00	10,000	0.20	2,243	0	12,243	0	12,243
36-5226-2077003	ICA Ramesh Ramalingam-Prominent study at	0	0.00	66,600	1.00	14,942	0	81,542	0	81,542
36-5226-2082003	ICA for Katelyn Kelley	0	0.00	14,320	0.40	3,213	0	17,533	0	17,533
36-5226-2084888	Diab/Endo/Metab (Internal Medicine)	4,038	0.03	65,577	1.00	15,618	0	85,233	0	85,233
36-5226-2087003	ICA for Jenna Eggert	0	0.00	10,042	0.25	2,253	0	12,295	0	12,295
36-5226-2091002	ICA- Katelyn Kelley-Select	0	0.00	35,680	0.60	8,005	0	43,685	0	43,685
36-5226-2093888	Diab/Endo/Metab (Internal Medicine)	0	0.00	10,346	0.15	2,321	0	12,667	0	12,667
36-5226-2094888	Diab/Endo/Metab (Internal Medicine)	2,019	0.02	40,000	0.80	9,427	0	51,446	0	51,446
36-5226-2096001	Diab/Endo/Metab (Internal Medicine)	1,896	0.04	0	0.00	426	0	2,322	0	2,322
36-5226-2097888	Diab/Endo/Metab (Internal Medicine)	4,963	0.09	0	0.00	1,114	0	6,077	0	6,077
36-5226-2104001	Diab/Endo/Metab (Internal Medicine)	0	0.00	35,360	1.00	7,932	0	43,292	0	43,292
36-5228-2015004	The Care Ecosystem: Navigating Patients	30,909	0.34	98,922	1.76	29,127	0	158,958	0	158,958
36-5228-2019001	Geriatrics (Internal Medicine)	6,073	0.07	14,757	0.22	4,672	0	25,502	0	25,502
36-5228-3001002	Geriatrics Workforce Enhancement Program	37,727	0.21	0	0.00	8,464	0	46,191	0	46,191
36-5229-2120001	Gastro & Hepa (Internal Medicine)	0	0.00	19,228	0.26	4,314	0	23,542	0	23,542
36-5229-2122001	Gastro & Hepa (Internal Medicine)	0	0.00	23,100	0.32	5,183	0	28,283	0	28,283
36-5229-2123001	Gastro & Hepa (Internal Medicine)	0	0.00	40,534	0.55	9,094	0	49,628	0	49,628
36-5229-2128001	Gastro & Hepa (Internal Medicine)	0	0.00	13,734	0.18	3,080	0	16,814	0	16,814
36-5229-2129888	Gastro & Hepa (Internal Medicine)	16,250	0.28	21,307	0.29	8,426	0	45,983	0	45,983
36-5229-2134888	Gastro & Hepa (Internal Medicine)	3,570	0.06	16,767	0.23	4,562	0	24,899	0	24,899
36-5232-2138001	Infectious Diseases (Internal Medicine)	0	0.00	16,734	0.27	3,753	0	20,487	0	20,487
36-5232-2160888	Infectious Diseases (Internal Medicine)	0	0.00	6,090	0.08	1,367	0	7,457	0	7,457
36-5232-2164001	Infectious Diseases (Internal Medicine)	1,814	0.05	0	0.00	408	0	2,222	0	2,222
36-5232-2169101	Phase II Multi-Center;Prospective; Rando	2,073	0.02	8,374	0.14	2,344	0	12,791	0	12,791
36-5232-2174888	Infectious Diseases (Internal Medicine)	0	0.00	4,872	0.06	1,093	0	5,965	0	5,965
36-5232-2176001	Infectious Diseases (Internal Medicine)	2,073	0.02	808	0.01	646	0	3,527	0	3,527
36-5232-2178888	Infectious Diseases (Internal Medicine)	0	0.00	13,955	0.23	3,131	0	17,086	0	17,086
36-5232-2186002	Leadership and Operations Center (LOC) A	47,728	0.50	0	0.00	10,707	0	58,435	0	58,435
36-5232-2189001	Infectious Diseases	0	0.00	34,029	0.37	7,634	0	41,663	0	41,663
36-5232-2190002	Protocol Co-chair of ACTG protocol A5300	9,913	0.10	0	0.00	2,225	0	12,138	0	12,138
36-5232-2193888	Infectious Diseases (Internal Medicine)	19,730	0.21	32,306	0.40	11,674	0	63,710	0	63,710
36-5232-2194002	LONG acting pipeline to Establish medici	7,378	0.05	8,976	0.12	3,668	0	20,022	0	20,022
36-5232-2195001	Infectious Diseases (Internal Medicine)	100,168	0.99	336,905	4.89	98,056	0	535,129	0	535,129
36-5232-2196888	Infectious Diseases (Internal Medicine)	0	0.00	10,353	0.16	2,322	0	12,675	0	12,675
36-5232-2197001	Infectious Diseases (Internal Medicine)	19,730	0.22	17,128	0.25	8,269	0	45,127	0	45,127
36-5232-2199001	Infectious Diseases (Internal Medicine)	63,802	0.70	0	0.00	14,314	0	78,116	0	78,116
36-5232-2200888	Infectious Diseases (Internal Medicine)	0	0.00	18,270	0.30	4,099	0	22,369	0	22,369
36-5232-2203001	Infectious Diseases (Internal Medicine)	0	0.00	402,729	6.10	90,352	0	493,081	0	493,081
36-5232-2204888	Infectious Diseases (Internal Medicine)	0	0.00	31,079	0.48	6,972	0	38,051	0	38,051
36-5232-2205888	Infectious Diseases (Internal Medicine)	0	0.00	30,033	0.46	6,738	0	36,771	0	36,771
36-5232-2206888	Infectious Diseases (Internal Medicine)	0	0.00	28,843	0.44	6,471	0	35,314	0	35,314
36-5232-3003433	Mental Health	5,261	0.11	0	0.00	1,179	0	6,440	0	6,440
36-5232-3018001	Infectious Diseases (Internal Medicine)	49,325	0.97	0	0.00	11,066	0	60,391	0	60,391
36-5232-3018003	Nebraska Regional Disaster Health Respon	23,786	0.49	63,521	0.73	19,587	0	106,894	0	106,894

COST OBJECT LISTING BY SUB PROGRAM
2021-2022GENERAL OPERATING BUDGET
UNIVERSITY OF NEBRASKA MEDICAL CENTER

SUBPROGRAM #/NAME: 52 College of Medicine

UNMC-Trust-Grant/Cont/Loan/End-738 Trust/Restricted

COST OBJECT		FACULTY Dollar	FACULTY FTE	NON FACULTY Dollar	NON FACULTY FTE	EMPLOYEE BENEFITS	PERSONAL SERVICE CREDITS	TOTAL PERSONAL SERVICES	TOTAL OPERATING EXPENSES	TOTAL
36-5232-3019002	Nebraska Antimicrobial Stewardship Asses	18,567	0.37	81,200	1.00	22,383	0	122,150	0	122,150
36-5232-3020101	ECL Enhanced	120,815	2.68	0	0.00	27,106	0	147,921	0	147,921
36-5232-3020301	IP Training	44,965	0.90	0	0.00	10,088	0	55,053	0	55,053
36-5232-3021001	Infectious Diseases (Internal Medicine)	58,460	1.07	0	0.00	13,114	0	71,574	0	71,574
36-5232-3022001	Infectious Diseases (Internal Medicine)	18,850	0.20	0	0.00	4,229	0	23,079	0	23,079
36-5234-2372888	Oncology/Hematology (Internal Medicine)	0	0.00	22,138	0.25	4,967	0	27,105	0	27,105
36-5234-2374888	Oncology/Hematology (Internal Medicine)	5,600	0.05	0	0.00	1,257	0	6,857	0	6,857
36-5234-2376888	Oncology/Hematology (Internal Medicine)	22,076	0.44	49,731	0.65	16,109	0	87,916	0	87,916
36-5234-2394001	Oncology/Hematology (Internal Medicine)	0	0.00	2,612	0.05	586	0	3,198	0	3,198
36-5234-2399888	Oncology/Hematology (Internal Medicine)	0	0.00	35,884	0.55	8,050	0	43,934	0	43,934
36-5234-2405888	Oncology/Hematology (Internal Medicine)	0	0.00	96,919	2.14	21,744	0	118,663	0	118,663
36-5234-2406888	Oncology/Hematology (Internal Medicine)	0	0.00	64,438	0.90	14,457	0	78,895	0	78,895
36-5234-2411888	Oncology/Hematology (Internal Medicine)	2,172	0.04	0	0.00	488	0	2,660	0	2,660
36-5234-2426001	Oncology/Hematology (Internal Medicine)	9,100	0.18	0	0.00	2,042	0	11,142	0	11,142
36-5234-2433001	Oncology/Hematology (Internal Medicine)	0	0.00	25,640	0.35	5,753	0	31,393	0	31,393
36-5235-2002888	Clinical Trials Office	9,648	0.10	0	0.00	2,165	0	11,813	0	11,813
36-5235-2007888	Clinical Trials Office	8,126	0.16	0	0.00	1,822	0	9,948	0	9,948
36-5235-2013888	Clinical Trials Office	6,227	0.12	0	0.00	1,397	0	7,624	0	7,624
36-5235-2014888	Clinical Trials Office	9,444	0.19	0	0.00	2,119	0	11,563	0	11,563
36-5235-2016888	Clinical Trials Office	11,500	0.23	7,092	0.10	4,171	0	22,763	0	22,763
36-5235-2017001	Clinical Trials Office	0	0.00	10,638	0.15	2,388	0	13,026	0	13,026
36-5235-2018888	Clinical Trials Office	25,551	0.45	25,988	0.30	11,563	0	63,102	0	63,102
36-5235-2186888	Clinical Trials Office	0	0.00	17,909	0.21	4,017	0	21,926	0	21,926
36-5235-2187888	Clinical Trials Office	8,051	0.14	0	0.00	1,806	0	9,857	0	9,857
36-5235-2193888	Clinical Trials Office	6,256	0.13	0	0.00	1,403	0	7,659	0	7,659
36-5235-2206888	Clinical Trials Office	2,830	0.04	0	0.00	634	0	3,464	0	3,464
36-5237-2158015	CFF Center Adult Program	19,226	0.16	39,427	0.90	13,159	0	71,812	0	71,812
36-5237-2271002	RofLumilast orAzithromycin to prevent CO	12,772	0.07	0	0.00	2,865	0	15,637	0	15,637
36-5237-2275888	Pulmonary (Internal Medicine)	3,056	0.03	0	0.00	685	0	3,741	0	3,741
36-5237-2286001	Pulmonary (Internal Medicine)	0	0.00	38,400	0.64	8,614	0	47,014	0	47,014
36-5240-2039001	Nephrology (Internal Medicine)	0	0.00	18,397	0.25	4,126	0	22,523	0	22,523
36-5241-2036888	A 5-Year Prospective Observational Regis	0	0.00	5,919	0.09	1,329	0	7,248	0	7,248
36-5241-2052888	Rheumatology (Internal Medicine)	5,000	0.12	0	0.00	1,122	0	6,122	0	6,122
36-5241-2053004	Investigations in Gout; Hy[eruricemia; a	15,366	0.13	12,744	0.24	6,306	0	34,416	0	34,416
36-5241-2054001	Rheumatology (Internal Medicine)	16,830	0.15	0	0.00	3,775	0	20,605	0	20,605
36-5241-2056001	Rheumatology (Internal Medicine)	34,000	0.75	0	0.00	7,628	0	41,628	0	41,628
36-5241-2058001	Rheumatology (Internal Medicine)	3,845	0.03	46,072	0.73	11,199	0	61,116	0	61,116
36-5241-2062001	Rheumatology (Internal Medicine)	0	0.00	531	0.01	119	0	650	0	650
36-5241-2064888	Rheumatology (Internal Medicine)	14,000	0.35	8,632	0.12	5,077	0	27,709	0	27,709
36-5241-2065002	Identifying Key Autoantibody adn inflamm	4,937	0.04	0	0.00	1,107	0	6,044	0	6,044
36-5241-2202001	Rheumatology (Internal Medicine)	0	0.00	14,591	0.31	3,274	0	17,865	0	17,865
36-5250-2030001	Neurological Sciences (Internal Medicine	7,375	0.09	0	0.00	1,654	0	9,029	0	9,029
36-5250-2066001	Neurological Sciences (Internal Medicine	2,650	0.03	0	0.00	595	0	3,245	0	3,245
36-5250-2068001	Neurological Sciences (Internal Medicine	6,753	0.14	0	0.00	1,515	0	8,268	0	8,268
36-5250-2085001	Neurological Sciences (Internal Medicine	1,824	0.01	0	0.00	410	0	2,234	0	2,234
36-5250-2091003	Modeling Multidimensional Risk in Real-W	66,907	0.34	35,260	0.65	22,921	0	125,088	0	125,088
36-5250-2098888	Neurological Sciences (Internal Medicine	29,537	0.27	54,949	1.00	18,954	0	103,440	0	103,440
36-5250-2101888	Neurological Sciences (Internal Medicine	3,200	0.04	0	0.00	717	0	3,917	0	3,917
36-5250-2108001	Neurological Sciences (Internal Medicine	19,265	0.18	3,141	0.05	5,027	0	27,433	0	27,433
36-5250-2115001	Neurological Sciences (Internal Medicine	9,450	0.16	0	0.00	2,120	0	11,570	0	11,570
36-5250-2116001	New Genetic Forms of Non-Syndromic Deafn	5,683	0.00	0	0.00	1,275	0	6,958	0	6,958

COST OBJECT LISTING BY SUB PROGRAM
2021-2022GENERAL OPERATING BUDGET
UNIVERSITY OF NEBRASKA MEDICAL CENTER

SUBPROGRAM #/NAME: 52 College of Medicine

UNMC-Trust-Grant/Cont/Loan/End-738 Trust/Restricted

COST OBJECT		FACULTY Dollar	FACULTY FTE	NON FACULTY Dollar	NON FACULTY FTE	EMPLOYEE BENEFITS	PERSONAL SERVICE CREDITS	TOTAL PERSONAL SERVICES	TOTAL OPERATING EXPENSES	TOTAL
36-5250-2117001	Mechanisms of dopamine medicated increas	8,188	0.03	27,221	0.49	7,943	0	43,352	0	43,352
36-5250-2118001	Parkin as a Protective Strategy Against	3,946	0.02	0	0.00	885	0	4,831	0	4,831
36-5250-2123001	Neurological Sciences (Internal Medicine	0	0.00	8,311	0.20	1,864	0	10,175	0	10,175
36-5250-2126001	Neurological Sciences (Internal Medicine	10,728	0.14	100,433	2.25	24,937	0	136,098	0	136,098
36-5250-2128001	Neurological Sciences (Internal Medicine	0	0.00	3,891	0.07	873	0	4,764	0	4,764
36-5250-2129001	Neurological Sciences (Internal Medicine	0	0.00	3,891	0.07	873	0	4,764	0	4,764
36-5250-2130001	Neurological Sciences (Internal Medicine	0	0.00	3,905	0.07	876	0	4,781	0	4,781
36-5250-2135001	Neurological Sciences (Internal Medicine	4,351	0.04	0	0.00	976	0	5,327	0	5,327
36-5250-2139001	Neurological Sciences (Internal Medicine	34,700	0.33	39,978	0.84	16,754	0	91,432	0	91,432
36-5260-2019003	The Hippo/YAP Signaling Pathway in Ovari	8,344	0.04	0	0.00	1,873	0	10,217	0	10,217
36-5260-2020004	Role of Glycosylation in FSH Signaling i	50,739	0.29	1,772	0.02	11,781	0	64,292	0	64,292
36-5264-2015001	OB/GYN	12,810	0.14	27,436	0.65	9,029	0	49,275	0	49,275
36-5270-2181001	Opthamology	3,662	0.06	0	0.00	822	0	4,484	0	4,484
36-5270-2182001	Opthamology	0	0.00	25,933	0.60	5,818	0	31,751	0	31,751
36-5270-2187001	Opthamology	14,014	0.19	30,649	0.64	10,021	0	54,684	0	54,684
36-5280-2108004	Brittle Bone Disorders Consortium of the	1,901	0.05	25,779	0.32	6,210	0	33,890	0	33,890
36-5280-2111003	Comparative Effectiveness of Pulmonary E	0	0.00	25,375	0.30	5,693	0	31,068	0	31,068
36-5280-2120001	Orthopaedic Surgery	28,710	0.18	27,827	0.47	12,683	0	69,220	0	69,220
36-5290-2021001	Otolaryngology	1,404	0.01	0	0.00	315	0	1,719	0	1,719
37-5201-4002001	Anesthesiology	833,888	19.12	0	0.00	187,081	0	1,020,969	0	1,020,969
37-5210-9110001	Family Practice Prof Svs Fees	24,157	0.38	0	0.00	5,419	0	29,576	0	29,576
37-5220-1003002	Bmt-Operating	11,216	0.22	0	0.00	2,516	0	13,732	0	13,732
37-5220-9110001	Int Med Prof Svs Fees	163,803	1.15	0	0.00	36,749	0	200,552	0	200,552
37-5220-9310001	Div of DEM Prof Svs Fees	40,875	0.72	0	0.00	9,171	0	50,046	0	50,046
37-5220-9310101	Telehealth Startup	7,359	0.17	0	0.00	1,650	0	9,009	0	9,009
37-5220-9710001	Div Of Id Pro Svs Fees	15,784	0.19	0	0.00	3,541	0	19,325	0	19,325
37-5220-9810001	Div of Onc Prof Svs Fees	1,913	0.04	0	0.00	430	0	2,343	0	2,343
37-5224-1006001	Internal Medicine	0	0.00	155,000	1.50	34,774	0	189,774	0	189,774
37-5224-1007001	Internal Med	36,717	0.20	66,965	1.35	23,261	0	126,943	0	126,943
37-5224-1009001	Internal Med	9,280	0.10	0	0.00	2,082	0	11,362	0	11,362
37-5224-2023001	IM-Cardiology	66,069	1.38	0	0.00	14,823	0	80,892	0	80,892
37-5224-2025001	Cardiovascular Medicine	0	0.00	13,300	0.19	2,983	0	16,283	0	16,283
37-5226-2003001	Bly Memorial Research Fund	9,100	0.11	99,178	1.80	24,291	0	132,569	0	132,569
37-5226-2004001	DEM Section Research	0	0.00	40,880	1.00	9,172	0	50,052	0	50,052
37-5228-1005001	Geriatrics	0	0.00	72,205	0.94	16,198	0	88,403	0	88,403
37-5228-4001001	Geriatrics	34,220	0.62	0	0.00	7,677	0	41,897	0	41,897
37-5228-4002001	Internal Medicine	0	0.00	56,818	0.84	12,748	0	69,566	0	69,566
37-5228-4003001	Internal Medicine	129,433	2.29	24,229	0.50	34,474	0	188,136	0	188,136
37-5229-2005001	Clinical Research Development Fund	93,521	0.80	0	0.00	20,982	0	114,503	0	114,503
37-5229-4008001	IM-Gastroenterology	0	0.00	68,432	1.18	15,352	0	83,784	0	83,784
37-5229-9010001	New Horizon/Mailliard	0	0.00	37,100	1.00	8,323	0	45,423	0	45,423
37-5231-4500001	IM-Hospital Medicine Division	53,245	0.46	0	0.00	11,945	0	65,190	0	65,190
37-5232-1008001	IDEAS DEVELOPMENT FUND	0	0.00	5,122	0.10	1,148	0	6,270	0	6,270
37-5232-2001001	Swindells Research Development	0	0.00	27,494	0.50	6,168	0	33,662	0	33,662
37-5232-2001002	Payroll - Holding Account	32,719	0.64	348,261	5.86	85,471	0	466,451	0	466,451
37-5232-2002001	Rupp Research Fund	0	0.00	47,652	0.59	10,691	0	58,343	0	58,343
37-5234-2032001	Hematologic Malignancy Research Fund	126,265	2.49	4,821	0.10	29,408	0	160,494	0	160,494
37-5234-2037001	Oncology/Hematology	52,500	1.00	0	0.00	11,780	0	64,280	0	64,280
37-5234-2049001	IM-Oncology/Hematology	0	0.00	43,155	1.00	9,682	0	52,837	0	52,837
37-5236-2000002	Allergy Excellence Fund	0	0.00	21,600	0.36	4,847	0	26,447	0	26,447
37-5236-4000001	Allergy	0	0.00	61,661	1.00	13,834	0	75,495	0	75,495

COST OBJECT LISTING BY SUB PROGRAM
2021-2022GENERAL OPERATING BUDGET
UNIVERSITY OF NEBRASKA MEDICAL CENTER

SUBPROGRAM #/NAME: 52 College of Medicine

UNMC-Trust-Grant/Cont/Loan/End-738 Trust/Restricted

COST OBJECT		FACULTY Dollar	FACULTY FTE	NON FACULTY Dollar	NON FACULTY FTE	EMPLOYEE BENEFITS	PERSONAL SERVICE CREDITS	TOTAL PERSONAL SERVICES	TOTAL OPERATING EXPENSES	TOTAL
37-5237-2005001	Thompson Pulm Research	0	0.00	32,533	0.64	7,299	0	39,832	0	39,832
37-5237-2013001	Rennard Research	5,702	0.03	0	0.00	1,279	0	6,981	0	6,981
37-5237-2018001	Murphy Pulmonary Rsch	0	0.00	53,658	0.62	12,039	0	65,697	0	65,697
37-5237-2028001	PULMONARY	0	0.00	5,296	0.10	1,188	0	6,484	0	6,484
37-5237-2032001	IM Pulmonary	0	0.00	38,063	0.75	8,540	0	46,603	0	46,603
37-5240-9110001	Neph Dev-GENERAL	45,100	1.00	22,838	0.50	15,242	0	83,180	0	83,180
37-5241-1002001	Rheumatology Pro Svcs Fees	0	0.00	31,907	0.42	7,158	0	39,065	0	39,065
37-5241-1002004	Lynell Klassen	71,734	0.26	0	0.00	16,093	0	87,827	0	87,827
37-5241-2004001	Rheumatology	55,585	0.48	250,921	3.97	68,764	0	375,270	0	375,270
37-5241-2011002	SERA Whitten Fund	0	0.00	23,287	0.50	5,224	0	28,511	0	28,511
37-5241-2013001	York Arthritis Rsch	0	0.00	9,152	0.20	2,053	0	11,205	0	11,205
37-5260-3000001	OB/GYN	45,675	1.00	0	0.00	10,247	0	55,922	0	55,922
37-5261-2001002	Post Doctoral - Research Training	0	0.00	51,339	1.00	11,518	0	62,857	0	62,857
37-5261-2001007	Bridge-Role of Estrogen	7,585	0.10	0	0.00	1,702	0	9,287	0	9,287
37-5261-2001011	Olson Center/Womens Health Res Ctr	0	0.00	116,831	2.20	26,211	0	143,042	0	143,042
37-5261-2001012	Olson Center/Research Center-Davis	24,193	0.11	26,141	0.50	11,291	0	61,625	0	61,625
37-5261-2001014	Teen Health Program (Primary Care)	10,229	0.07	0	0.00	2,295	0	12,524	0	12,524
37-5261-2001015	Breast Cancer (Primary Care)	0	0.00	71,050	1.00	15,940	0	86,990	0	86,990
37-5261-2001016	Bone Density Clinic	0	0.00	73,080	1.00	16,395	0	89,475	0	89,475
37-5261-2001017	Olson Ctr Women'S Hlth - Bedows/Berg	25,000	0.21	0	0.00	5,609	0	30,609	0	30,609
37-5270-2013001	Ophthalmology	8,209	0.15	24,197	0.50	7,270	0	39,676	0	39,676
37-5270-2015001	Ophthalmology	51,872	0.57	65,219	1.36	26,270	0	143,361	0	143,361
37-5270-3004001	Ophthalmology	33,055	0.55	0	0.00	7,416	0	40,471	0	40,471
37-5270-9110001	Ophthalmology	57,100	1.00	0	0.00	12,810	0	69,910	0	69,910
37-5280-2010001	Hixson Sub-Fund Orthopaedic Research	304,263	4.74	50,000	0.23	79,478	0	433,741	0	433,741
37-5280-2014001	Orthopaedic Surgery	15,000	0.06	0	0.00	3,365	0	18,365	0	18,365
37-5280-2015001	Orthopaedic Surgery & Rehabilitation	0	0.00	4,225	0.09	948	0	5,173	0	5,173
37-5280-3002001	Orthopaedic Surgery	375,438	4.75	172,379	2.05	122,903	0	670,720	0	670,720
37-5290-2006001	Resident Development Fund	15,000	0.16	0	0.00	3,365	0	18,365	0	18,365
37-5290-9610001	Otolaryngology	45,100	1.00	12,428	0.20	12,907	0	70,435	0	70,435
	TOTAL	**4,284,683**	**66.35**	**5,236,637**	**84.46**	**2,136,087**	**0**	**11,657,407**	**0**	**11,657,407**

UNMC-Auxiliary-739 Auxiliaries & Services/Restricted

COST OBJECT		FACULTY Dollar	FACULTY FTE	NON FACULTY Dollar	NON FACULTY FTE	EMPLOYEE BENEFITS	PERSONAL SERVICE CREDITS	TOTAL PERSONAL SERVICES	TOTAL OPERATING EXPENSES	TOTAL
33-5220-0302	Engage Wellness Prg	0	0.00	148,216	3.30	40,071	0	188,287	0	188,287
33-5225-0001	CTO Heart & Vascular	0	0.00	541,047	9.45	146,271	0	687,318	0	687,318
33-5226-0001	Pancreatic Study Fee	0	0.00	7,705	0.10	2,083	0	9,788	0	9,788
33-5235-0001	Clinical Trail Ofc FPBCC	0	0.00	741,755	13.24	200,532	0	942,287	0	942,287
33-5250-1000	CAMRI Core	16,646	0.14	147,008	2.00	44,243	0	207,897	0	207,897
	TOTAL	**16,646**	**0.14**	**1,585,731**	**28.09**	**433,200**	**0**	**2,035,577**	**0**	**2,035,577**
	SUB PROGRAM TOTAL	**16,799,982**	**221**	**13,601,897**	**249**	**7,222,600**	**0**	**37,624,479**	**0**	**37,624,479**

SUBPROGRAM #/NAME: 53 College of Medicine

UNMC-State General Fund-731 State & University Generated/Unrestricted

COST OBJECT		FACULTY Dollar	FACULTY FTE	NON FACULTY Dollar	NON FACULTY FTE	EMPLOYEE BENEFITS	PERSONAL SERVICE CREDITS	TOTAL PERSONAL SERVICES	TOTAL OPERATING EXPENSES	TOTAL
31-5301-0001	Pathology/Microbiology	1,050,279	9.28	1,039,285	16.50	552,799	0	2,642,363	0	2,642,363

COST OBJECT LISTING BY SUB PROGRAM
2021-2022GENERAL OPERATING BUDGET
UNIVERSITY OF NEBRASKA MEDICAL CENTER

SUBPROGRAM #/NAME: 53 College of Medicine

UNMC-State General Fund-731 State & University Generated/Unrestricted

COST OBJECT		FACULTY Dollar	FACULTY FTE	NON FACULTY Dollar	NON FACULTY FTE	EMPLOYEE BENEFITS	PERSONAL SERVICE CREDITS	TOTAL PERSONAL SERVICES	TOTAL OPERATING EXPENSES	TOTAL
31-5310-0000	Pediatrics-Pediatrics Administration	2,426,901	47.02	85,211	1.28	644,603	0	3,156,715	0	3,156,715
31-5310-3045	COSTSHARING/ 36-5322-2001-001	3,530	0.02	0	0.00	961	0	4,491	0	4,491
31-5310-3092	COSTSHARING/ 36-5318-2012-001	9,641	0.03	0	0.00	1,736	0	11,377	0	11,377
31-5310-3106	COSTSHARING/ 36-0115-1005-006	0	0.22	0	0.00	0	0	0	0	0
31-5310-3107	COSTSHARING/ 36-5322-1001-001	0	0.04	0	0.00	0	0	0	0	0
31-5310-3108	COSTSHARING/ 36-7215-2017-001	6,045	0.11	0	0.00	1,645	0	7,690	0	7,690
31-5310-3194	COSTSHARING/ 36-0115-1005-007	0	0.09	0	0.00	0	0	0	0	0
31-5310-3195	COSTSHARING/ 36-0115-1005-008	10,421	0.24	0	0.00	2,834	0	13,255	0	13,255
31-5315-0001	Perinatal Qual Impro	0	0.01	79,103	0.75	21,516	0	100,619	0	100,619
31-5316-6005	CF Newb Screen Agrmt	0	0.00	1,479	0.02	402	0	1,881	0	1,881
31-5321-0001	Metabolic Formula	95,536	1.11	1,988	0.02	26,527	0	124,051	0	124,051
31-5330-0001	Psychiatry Instruction	1,220,365	19.81	702,990	8.20	485,749	0	2,409,104	0	2,409,104
31-5330-0110	Behavioral Hlth Education Ctr Residency	0	0.00	514,375	6.00	123,630	0	638,005	100,130	738,135
31-5330-0120	BHECN Telehealth	0	0.00	0	0.00	0	0	0	50,000	50,000
31-5330-0130	BHECN Interprof Edu	0	0.00	0	0.00	0	0	0	88,054	88,054
31-5330-0140	BHECN Residencies	0	0.00	129,064	0.25	23,231	0	152,295	107,051	259,346
31-5330-0150	BHECN Workforce Analysis	0	0.00	83,230	1.00	22,638	0	105,868	56,848	162,716
31-5330-0170	BHECN Administration	68,000	1.68	172,576	3.09	60,389	0	300,965	92,145	393,110
31-5330-0190	LB242 BhvHlth-Corrections	3,541	0.08	131,712	0.54	24,281	0	159,534	264,747	424,281
31-5330-0200	LB901 PSYCH INTERNS	50,390	0.00	201,110	0.00	45,271	0	296,771	22,500	319,271
31-5340-0001	Radiation Oncology - Instruction	56,070	0.54	-1,938	0.00	15,823	0	69,955	0	69,955
31-5350-0001	Radiology Instruction	482,385	4.24	321,631	5.37	206,631	0	1,010,647	0	1,010,647
31-5350-3001	COSTSHARING/ 34-2005-2131-001	0	0.01	0	0.00	0	0	0	0	0
31-5360-0001	Surgery Instruction	1,198,408	13.82	1,383,412	21.04	667,472	0	3,249,292	0	3,249,292
31-5370-0001	Emergency Medicine	911,527	7.87	75,030	0.85	224,710	0	1,211,267	0	1,211,267
31-5385-0001	Neurosurgery	19,800	0.33	77,756	1.35	27,039	0	124,595	0	124,595
31-5390-0001	Physical Med & Rehab	4,166	0.66	25,829	0.59	8,548	0	38,543	0	38,543
31-5395-0001	Dermatology	9,620	0.21	-219	0.00	1,691	0	11,092	0	11,092
	TOTAL	**7,626,625**	**107.41**	**5,023,624**	**66.83**	**3,190,126**	**0**	**15,840,375**	**781,475**	**16,621,850**

UNMC-Federal Letter of Credit-736 Federal/Restricted

COST OBJECT		FACULTY Dollar	FACULTY FTE	NON FACULTY Dollar	NON FACULTY FTE	EMPLOYEE BENEFITS	PERSONAL SERVICE CREDITS	TOTAL PERSONAL SERVICES	TOTAL OPERATING EXPENSES	TOTAL
34-5301-2075001	Pathology/Microbiology	0	0.00	51,263	1.00	10,066	0	61,329	0	61,329
34-5301-2081001	Polarized Chlamydial Cell Division in th	66,300	0.50	94,384	2.00	31,551	0	192,235	0	192,235
34-5301-2082001	Role of Arginine Catabolic Pathways in M	87,203	0.90	48,633	1.00	26,671	0	162,507	0	162,507
34-5301-2083001	Pathology/Microbiology	1,323	0.01	0	0.00	260	0	1,583	0	1,583
34-5301-2084001	Pathology/Microbiology	15,095	0.09	0	0.00	2,964	0	18,059	0	18,059
34-5301-2085101	Targeting CXCR2 axis in Pancreatic Cance	26,945	0.18	48,633	1.00	14,840	0	90,418	0	90,418
34-5301-2089001	Pathology/Microbiology	27,912	0.16	97,802	1.83	24,684	0	150,398	0	150,398
34-5301-2090001	Pathology/Microbiology	43,193	0.62	0	0.00	8,480	0	51,673	0	51,673
34-5301-2093001	Pathology/Microbiology	26,520	0.20	48,633	1.00	14,756	0	89,909	0	89,909
34-5301-2094001	Pathology/Microbiology	12,055	0.10	0	0.00	2,367	0	14,422	0	14,422
34-5301-2095112	Staphylococcal Biofilm Bio Core B	0	0.00	58,245	0.67	11,436	0	69,681	0	69,681
34-5301-2095212	Staphylococcal Biofilm Admin Core C	19,930	0.11	43,605	0.95	12,476	0	76,011	0	76,011
34-5301-2095312	Staphylococcal Biofilm Project 1	104,528	1.03	145,829	2.83	49,157	0	299,514	0	299,514
34-5301-2095412	Staphylococcal Biofilm Project 2	116,125	1.33	46,500	0.50	31,932	0	194,557	0	194,557
34-5301-2095512	Staphylococcal Biofilm Project 3 U of CO	9,965	0.05	17,834	0.37	5,458	0	33,257	0	33,257
34-5301-2095612	Staphylococcal Biofilm Project 4	63,700	0.37	107,756	1.70	33,665	0	205,121	0	205,121
34-5301-2095712	Staphylococcal Biofilm Bio Core A	20,036	0.17	45,375	0.64	12,844	0	78,255	0	78,255

COST OBJECT LISTING BY SUB PROGRAM
2021-2022GENERAL OPERATING BUDGET
UNIVERSITY OF NEBRASKA MEDICAL CENTER

SUBPROGRAM #/NAME: 53 College of Medicine

UNMC-Federal Letter of Credit-736 Federal/Restricted

COST OBJECT		FACULTY Dollar	FACULTY FTE	NON FACULTY Dollar	NON FACULTY FTE	EMPLOYEE BENEFITS	PERSONAL SERVICE CREDITS	TOTAL PERSONAL SERVICES	TOTAL OPERATING EXPENSES	TOTAL
34-5301-2096004	Molecular diagnostic and prognostic sign	17,693	0.18	62,897	1.00	15,823	0	96,413	0	96,413
34-5301-2097101	Regulatory role of tandem tryptophan con	75,584	0.85	51,000	1.00	24,855	0	151,439	0	151,439
34-5301-2097201	Regulatory role of tandem tryptophan con	8,844	0.07	48,633	1.00	11,285	0	68,762	0	68,762
34-5301-2097301	Regulatory role of tandem tryptophan con	10,983	0.08	40,509	1.00	10,110	0	61,602	0	61,602
34-5301-2098001	Pathology/Microbiology	76,902	0.58	73,034	2.00	29,440	0	179,376	0	179,376
34-5301-2099001	Pathology/Microbiology	79,856	0.83	54,529	1.00	26,386	0	160,771	0	160,771
34-5301-2201001	Pathology/Microbiology	36,165	0.30	49,605	1.00	16,841	0	102,611	0	102,611
34-5301-2202001	Pathology/Microbiology	15,462	0.12	48,633	1.00	12,585	0	76,680	0	76,680
34-5301-2203001	Pathology/Microbiology	13,260	0.10	58,605	1.00	14,111	0	85,976	0	85,976
34-5311-3012007	Partnership for Urban MCH Leadership Com	0	0.00	8,672	0.09	1,702	0	10,374	0	10,374
34-5319-2013001	Pediatrics	0	0.00	11,144	0.03	2,189	0	13,333	0	13,333
34-5319-2014001	Pediatrics	100,754	2.03	114,355	1.65	42,236	0	257,345	0	257,345
34-5321-2003010	Sterol and Isprenoid Diseases Consortiu	63,560	0.36	16,819	0.25	15,782	0	96,161	0	96,161
34-5330-1002001	Psychiatry	0	0.00	40,217	0.50	7,896	0	48,113	0	48,113
34-5330-2000101	Psychiatry	64,545	1.15	144,997	2.40	41,144	0	250,686	0	250,686
34-5330-3001003	Behavioral Health Education Center Menta	1,179	0.01	34,500	0.39	7,006	0	42,685	0	42,685
34-5330-3003001	Psychiatry	0	0.00	25,170	0.20	4,943	0	30,113	0	30,113
34-5350-2027019	CHAIN - Biophysical Core - Sub	26,126	0.25	0	0.00	5,130	0	31,256	0	31,256
34-5350-2028003	Nebraska Center for Nanomed - Core 2	88,490	1.19	20,277	0.46	21,357	0	130,124	0	130,124
34-5360-2077004	Uncovering pathogenic anti-bacterial def	87,776	0.39	128,352	2.45	42,436	0	258,564	0	258,564
34-5360-2078001	Surgery	7,957	0.09	3,035	0.07	2,159	0	13,151	0	13,151
34-5360-2080101	Effect of cell-based therapies on functi	116,416	1.67	52,083	1.00	33,084	0	201,583	0	201,583
34-5360-2080201	Effect of cell-based therapies on functi	3,760	0.04	54,540	1.05	11,447	0	69,747	0	69,747
34-5360-2081001	Surgery	107,892	0.76	59,253	0.86	32,819	0	199,964	0	199,964
34-5360-2081101	CMV responses in autoantibody positive s	9,865	0.04	35,455	0.68	8,898	0	54,218	0	54,218
34-5360-2082001	Surgery	0	0.00	18,700	0.50	3,672	0	22,372	0	22,372
34-5360-2201101	Novel Janus-type Antimicrobial Dressings	36,000	0.01	97,756	2.00	26,262	0	160,018	0	160,018
34-5370-2002001	Emergency Medicine	116,466	1.51	0	0.00	22,867	0	139,333	0	139,333
34-5370-2003001	Emergency Medicine	94,798	1.10	89,194	2.00	36,127	0	220,119	0	220,119
34-5385-2100001	Neurosurgery	56,997	0.71	0	0.00	11,192	0	68,189	0	68,189
	TOTAL	**1,958,160**	**20.24**	**2,296,456**	**42.06**	**835,391**	**0**	**5,090,007**	**0**	**5,090,007**

UNMC-Federal Advance-737 Federal/Restricted

COST OBJECT		FACULTY Dollar	FACULTY FTE	NON FACULTY Dollar	NON FACULTY FTE	EMPLOYEE BENEFITS	PERSONAL SERVICE CREDITS	TOTAL PERSONAL SERVICES	TOTAL OPERATING EXPENSES	TOTAL
35-5301-2019001	Pathology/Microbiology	9,282	0.07	0	0.00	1,823	0	11,105	0	11,105
35-5301-2020001	Pathology/Microbiology	11,046	0.08	0	0.00	2,169	0	13,215	0	13,215
35-5360-2014001	Surgery	54,000	0.00	67,094	1.50	23,777	0	144,871	0	144,871
35-5360-2015001	Surgery	127,640	1.71	0	0.00	25,063	0	152,703	0	152,703
	TOTAL	**201,968**	**1.86**	**67,094**	**1.50**	**52,832**	**0**	**321,894**	**0**	**321,894**

UNMC-Trust-Grant/Cont/Loan/End-738 Trust/Restricted

COST OBJECT		FACULTY Dollar	FACULTY FTE	NON FACULTY Dollar	NON FACULTY FTE	EMPLOYEE BENEFITS	PERSONAL SERVICE CREDITS	TOTAL PERSONAL SERVICES	TOTAL OPERATING EXPENSES	TOTAL
36-5301-2127018	Bioterrorism Laboratory Services Agreeme	35,893	0.28	268,076	4.40	68,195	0	372,164	0	372,164
36-5301-2374003	Molecular Pathogenesis and genetic etiol	41,546	0.41	62,897	1.00	23,432	0	127,875	0	127,875
36-5301-2380001	Pathology/Microbiology	45,383	0.25	0	0.00	10,182	0	55,565	0	55,565
36-5301-2381001	Pathology/Microbiology	22,917	0.19	57,541	1.03	18,049	0	98,507	0	98,507
36-5301-2385001	Pathology/Microbiology	10,799	0.06	0	0.00	2,423	0	13,222	0	13,222
36-5301-2399001	Pathology/Microbiology	195,458	1.40	22,680	0.30	48,940	0	267,078	0	267,078

COST OBJECT LISTING BY SUB PROGRAM
2021-2022GENERAL OPERATING BUDGET
UNIVERSITY OF NEBRASKA MEDICAL CENTER

SUBPROGRAM #/NAME: 53 College of Medicine

UNMC-Trust-Grant/Cont/Loan/End-738 Trust/Restricted

COST OBJECT		FACULTY Dollar	FACULTY FTE	NON FACULTY Dollar	NON FACULTY FTE	EMPLOYEE BENEFITS	PERSONAL SERVICE CREDITS	TOTAL PERSONAL SERVICES	TOTAL OPERATING EXPENSES	TOTAL
36-5301-2401001	Pathology/Microbiology	37,758	0.28	0	0.00	8,471	0	46,229	0	46,229
36-5301-2405001	Pathology/Microbiology	11,250	0.06	21,335	0.30	7,310	0	39,895	0	39,895
36-5301-2409001	Pathology/Microbiology	0	0.00	8,575	0.15	1,924	0	10,499	0	10,499
36-5301-2412001	Pathology/Microbiology	2,749	0.02	0	0.00	617	0	3,366	0	3,366
36-5301-2413001	Pathology/Microbiology	36,830	0.20	37,800	0.50	16,743	0	91,373	0	91,373
36-5301-3202001	Pathology/Microbiology	101,348	0.83	377,070	5.84	107,331	0	585,749	0	585,749
36-5301-3203001	Pathology/Microbiology	85,850	0.50	115,001	1.70	45,060	0	245,911	0	245,911
36-5311-3021004	Georgetown: Strengthen the Evidence for	6,780	0.05	25,841	0.30	7,319	0	39,940	0	39,940
36-5311-3024003	ACOG AIM Program Support	2,712	0.02	6,998	0.10	2,178	0	11,888	0	11,888
36-5311-3025001	Pediatrics	20,340	0.15	193,153	2.54	47,897	0	261,390	0	261,390
36-5311-3026003	FIMR - MPHI Subcontract - National Fetal	4,068	0.03	10,177	0.15	3,196	0	17,441	0	17,441
36-5311-3029001	Pediatrics	0	0.00	55,576	1.10	12,468	0	68,044	0	68,044
36-5311-3029002	St. Louis University Subcontract - MCHB	1,356	0.01	0	0.00	303	0	1,659	0	1,659
36-5313-3005024	Nebraska Regional Hemophilia Treatment C	0	0.00	8,101	0.15	1,817	0	9,918	0	9,918
36-5313-3007007	Heartland Sickle Cell Disease Network	17,425	0.15	0	0.00	3,909	0	21,334	0	21,334
36-5314-2015888	Pediatrics	2,613	0.06	0	0.00	587	0	3,200	0	3,200
36-5315-3001001	Pediatrics	0	0.00	26,239	0.25	5,886	0	32,125	0	32,125
36-5316-2039012	Therapeutics Development Center Award	19,754	0.30	50,189	0.68	15,692	0	85,635	0	85,635
36-5316-2068001	Pediatrics	0	0.00	13,028	0.15	2,923	0	15,951	0	15,951
36-5316-2069001	Pediatrics	0	0.00	14,630	0.22	3,282	0	17,912	0	17,912
36-5318-2022888	Pediatrics	2,508	0.06	0	0.00	563	0	3,071	0	3,071
36-5319-2041001	Pediatrics	1,727	0.04	0	0.00	387	0	2,114	0	2,114
36-5319-2045001	Pediatrics	19,634	0.28	1,615	0.02	4,768	0	26,017	0	26,017
36-5321-2021888	Pediatrics	2,653	0.02	0	0.00	595	0	3,248	0	3,248
36-5327-2004001	Pediatrics Hospitalist	0	0.00	15,296	0.20	3,432	0	18,728	0	18,728
36-5327-2006001	Pediatrics Hospitalist	0	0.00	70,242	1.00	15,759	0	86,001	0	86,001
36-5330-1005001	Psychiatry	3,792	0.04	0	0.00	851	0	4,643	0	4,643
36-5330-1005002	Addiction Medicine Fellowship	0	0.00	16,387	0.17	3,676	0	20,063	0	20,063
36-5330-1006001	Psychiatry	110,187	2.36	14,583	0.28	27,992	0	152,762	0	152,762
36-5330-2145001	Psychiatry	0	0.00	31,980	1.00	7,174	0	39,154	0	39,154
36-5330-3006002	Project Echo	575	0.00	2,425	0.05	673	0	3,673	0	3,673
36-5340-2033001	Radiation Oncology	0	0.00	7,121	0.10	1,597	0	8,718	0	8,718
36-5340-2035001	Radiation Oncology	0	0.00	18,670	0.20	4,189	0	22,859	0	22,859
36-5340-2036001	Radiation Oncology	0	0.00	2,725	0.05	612	0	3,337	0	3,337
36-5350-2038002	The influence of 3D printed prostheses o	2,243	0.01	0	0.00	503	0	2,746	0	2,746
36-5360-2219001	Surgery	23,655	0.40	21,054	0.39	10,030	0	54,739	0	54,739
36-5360-2237001	Surgery	21,786	0.32	12,336	0.23	7,654	0	41,776	0	41,776
36-5360-2239002	Gene Regulation as a Foundation for Auto	0	0.00	16,142	0.20	3,621	0	19,763	0	19,763
36-5360-2255002	Effects of aortic compliance and Windkes	45,642	0.63	18,309	0.30	14,348	0	78,299	0	78,299
36-5360-2259001	Surgery	14,237	0.16	22,678	0.37	8,282	0	45,197	0	45,197
36-5360-2262001	Surgery	10,800	0.00	0	0.00	2,424	0	13,224	0	13,224
36-5360-2263001	Surgery	19,730	0.30	34,214	0.69	12,102	0	66,046	0	66,046
36-5370-2020001	Data Use Agreement: Using PCORnet to Com	1,632	0.02	20,140	0.30	4,884	0	26,656	0	26,656
36-5370-2021001	PsySTART Rapid Triage and Linkage for Em	61,863	0.74	0	0.00	13,880	0	75,743	0	75,743
36-5370-2022001	Emergency Medicine	1,224	0.02	714	0.01	435	0	2,373	0	2,373
36-5370-2023001	Emergency Medicine	14,965	0.18	0	0.00	3,358	0	18,323	0	18,323
36-5370-2024001	Emergency Medicine	52,350	0.62	62,340	0.90	25,731	0	140,421	0	140,421
36-5370-2025001	Emergency Medicine	0	0.00	24,710	0.19	5,543	0	30,253	0	30,253
36-5370-2026001	Emergency Medicine	12,106	0.13	26,886	0.39	8,749	0	47,741	0	47,741
36-5385-2001001	Neurosurgery	54,000	0.90	57,000	1.00	24,903	0	135,903	0	135,903
36-5385-2002001	Neurosurgery	0	0.00	10,320	0.24	2,315	0	12,635	0	12,635

COST OBJECT LISTING BY SUB PROGRAM
2021-2022GENERAL OPERATING BUDGET
UNIVERSITY OF NEBRASKA MEDICAL CENTER

SUBPROGRAM #/NAME: 53 College of Medicine

UNMC-Trust-Grant/Cont/Loan/End-738 Trust/Restricted

COST OBJECT		FACULTY Dollar	FACULTY FTE	NON FACULTY Dollar	NON FACULTY FTE	EMPLOYEE BENEFITS	PERSONAL SERVICE CREDITS	TOTAL PERSONAL SERVICES	TOTAL OPERATING EXPENSES	TOTAL
37-5301-1004008	Unexpended - Cohen; Samuel	15,886	0.08	3,882	0.09	4,436	0	24,204	0	24,204
37-5301-1004011	Unexpended - Bridge; Julia	12,035	0.10	0	0.00	2,699	0	14,734	0	14,734
37-5301-1004069	Unexpended - Greiner; Tim	0	0.00	26,740	0.71	6,000	0	32,740	0	32,740
37-5301-1004070	Unexpended - Open	0	0.00	48,633	1.00	10,910	0	59,543	0	59,543
37-5301-1004091	Program Development - Campbell; Scott	41,004	0.50	18,140	0.25	13,268	0	72,412	0	72,412
37-5301-1004092	Program Development - Fey; Paul	0	0.00	53,394	1.10	11,979	0	65,373	0	65,373
37-5301-2005093	Research Funds - Abrahams; Neil	0	0.00	7,650	0.10	1,717	0	9,367	0	9,367
37-5301-2079001	Pathology/Microbiology	0	0.00	52,357	1.00	11,745	0	64,102	0	64,102
37-5301-3001001	State Lab	0	0.00	86,067	1.00	19,309	0	105,376	0	105,376
37-5301-9001001	Regional Pathology Services	99,203	1.32	2,397,759	51.25	560,187	0	3,057,149	0	3,057,149
37-5301-9001003	Molecular Diagnostics R & D	0	0.00	42,432	1.00	9,519	0	51,951	0	51,951
37-5301-9001004	RPS - Marketing	0	0.00	267,166	3.00	59,938	0	327,104	0	327,104
37-5301-9001005	RPS - Client Services	0	0.00	545,615	6.00	122,408	0	668,023	0	668,023
37-5301-9001006	RPS - Billing	0	0.00	559,810	12.00	125,592	0	685,402	0	685,402
37-5301-9110001	Pathology Prof Scs Fees	420,652	5.71	0	0.00	94,373	0	515,025	0	515,025
37-5305-2000001	Department Development	97,566	0.57	0	0.00	21,890	0	119,456	0	119,456
37-5305-2000032	Hu Development	3,259	0.00	0	0.00	730	0	3,989	0	3,989
37-5305-2000033	Huang Development	522	0.01	0	0.00	118	0	640	0	640
37-5305-2000044	Wang Development	17,706	0.10	0	0.00	3,973	0	21,679	0	21,679
37-5305-2013001	JNIP (Journal of Neuroimmune Pharmacolog	0	0.00	11,220	0.20	2,517	0	13,737	0	13,737
37-5310-1100010	Admin Academic	0	0.00	471,033	6.86	105,675	0	576,708	0	576,708
37-5310-1100100	Graduate Medical Education	950,273	17.43	183,530	2.70	254,366	0	1,388,169	0	1,388,169
37-5310-1100140	Global Health Program	0	0.00	25,811	0.50	5,790	0	31,601	0	31,601
37-5310-1100220	Allergy Fellowship	7,307	0.17	0	0.00	1,639	0	8,946	0	8,946
37-5310-1100230	Cardiology Fellowship	140,789	2.97	12,977	0.15	34,497	0	188,263	0	188,263
37-5310-1100280	GI/Hep Fellowship	127,594	1.63	0	0.00	28,625	0	156,219	0	156,219
37-5310-1100290	Hem/Onc Fellowship	18,296	0.36	11,783	0.20	6,748	0	36,827	0	36,827
37-5310-1100300	Hospitalist Fellowship	53,816	0.66	22,867	0.40	17,204	0	93,887	0	93,887
37-5310-1100310	ID Fellowship	29,455	0.73	11,783	0.20	9,252	0	50,490	0	50,490
37-5310-1100330	Neonatology Fellowship	122,479	2.12	11,783	0.20	30,120	0	164,382	0	164,382
37-5310-1100370	Pulmonology Fellowship	96,215	1.68	11,783	0.20	24,230	0	132,228	0	132,228
37-5310-1100920	Radiology Fellowship	0	0.00	17,330	0.40	3,888	0	21,218	0	21,218
37-5310-1100930	Surgery Fellowship	0	0.00	15,991	0.27	3,589	0	19,580	0	19,580
37-5310-2000020	Cardiology - RSF	0	0.00	12,977	0.15	2,911	0	15,888	0	15,888
37-5310-4003010	Admin - CSF	0	0.00	238,826	2.97	53,580	0	292,406	0	292,406
37-5310-4003020	Allergy CSF	30,482	0.70	0	0.00	6,838	0	37,320	0	37,320
37-5310-4003030	Cardiology CSF	503,185	9.21	279,439	3.15	175,580	0	958,204	0	958,204
37-5310-4003040	Child Abuse - CSF	6,161	0.15	472	0.01	1,487	0	8,120	0	8,120
37-5310-4003050	Critical Care - CSF	241,042	5.10	6,151	0.10	55,458	0	302,651	0	302,651
37-5310-4003060	Emergency Medicince - CSF	434,107	9.63	3,882	0.07	98,262	0	536,251	0	536,251
37-5310-4003070	Endocrinology - CSF	99,132	2.02	211,181	2.09	69,618	0	379,931	0	379,931
37-5310-4003080	GI - CSF	223,190	4.40	66,434	1.30	64,977	0	354,601	0	354,601
37-5310-4003090	General Fontanelle - CSF	76,079	0.42	0	0.00	17,068	0	93,147	0	93,147
37-5310-4003100	General Plattsmouth - CSF	144,117	1.80	0	0.00	32,333	0	176,450	0	176,450
37-5310-4003105	General Kearney - CSF	200,954	4.45	0	0.00	45,084	0	246,038	0	246,038
37-5310-4003110	General Peds - CSF	306,936	3.52	9,525	0.21	70,997	0	387,458	0	387,458
37-5310-4003120	Hem / Onc - CSF	342,094	4.74	8,959	0.19	78,758	0	429,811	0	429,811
37-5310-4003130	Hospitalist - CSF	823,277	16.73	12,301	0.20	187,460	0	1,023,038	0	1,023,038
37-5310-4003140	ID - CSF	237,968	3.66	19,128	0.18	57,679	0	314,775	0	314,775
37-5310-4003150	Metabolism - CSF	31,117	0.17	1,677	0.04	7,357	0	40,151	0	40,151
37-5310-4003160	Neonatology - CSF	229,037	3.61	3,629	0.08	52,199	0	284,865	0	284,865

COST OBJECT LISTING BY SUB PROGRAM
2021-2022GENERAL OPERATING BUDGET
UNIVERSITY OF NEBRASKA MEDICAL CENTER

SUBPROGRAM #/NAME: 53 College of Medicine

UNMC-Trust-Grant/Cont/Loan/End-738 Trust/Restricted

COST OBJECT		FACULTY Dollar	FACULTY FTE	NON FACULTY Dollar	NON FACULTY FTE	EMPLOYEE BENEFITS	PERSONAL SERVICE CREDITS	TOTAL PERSONAL SERVICES	TOTAL OPERATING EXPENSES	TOTAL
37-5310-4003170	Nephrology - CSF	175,528	2.16	2,358	0.05	39,908	0	217,794	0	217,794
37-5310-4003180	Neurology - CSF	154,706	3.44	1,663	0.03	35,081	0	191,450	0	191,450
37-5310-4003190	Palliative Care - CSF	45,100	1.00	2,358	0.05	10,646	0	58,104	0	58,104
37-5310-4003200	Pulmonology - CSF	145,269	2.09	78,638	0.79	50,232	0	274,139	0	274,139
37-5310-4003210	Rheumatology - CSF	45,100	1.00	0	0.00	10,118	0	55,218	0	55,218
37-5310-4003220	Sports Medicine - CSF	56,343	1.25	554	0.01	12,765	0	69,662	0	69,662
37-5310-4003230	Urgent Care - CSF	97,655	2.21	453	0.01	22,011	0	120,119	0	120,119
37-5310-4003240	Developmental Peds - CSF	0	0.00	149,757	2.00	33,598	0	183,355	0	183,355
37-5310-4004001	Pediatrics	64,717	0.43	0	0.00	14,520	0	79,237	0	79,237
37-5310-6004001	Pediatrics	0	0.00	141,304	1.95	31,702	0	173,006	0	173,006
37-5311-3000003	PRAMS	0	0.00	2,403	0.04	539	0	2,942	0	2,942
37-5313-2008001	Pediatrics	2,612	0.04	0	0.00	586	0	3,198	0	3,198
37-5315-3003001	Pediatrics	0	0.00	38,063	0.50	8,540	0	46,603	0	46,603
37-5316-1003001	Pediatric Pulmonolgy Education	0	0.00	26,435	0.36	5,929	0	32,364	0	32,364
37-5316-2001001	Cyst Fib Research	0	0.00	81,213	1.18	18,220	0	99,433	0	99,433
37-5319-2014001	Pediatrics	0	0.00	27,888	0.61	6,257	0	34,145	0	34,145
37-5321-2001001	Rizzo Research	0	0.00	92,388	2.00	20,727	0	113,115	0	113,115
37-5327-2001001	Pediatrics	0	0.00	46,480	0.70	10,427	0	56,907	0	56,907
37-5330-1001001	Anna Stake Psy Fellowship	66,312	0.93	37,172	0.45	23,215	0	126,699	0	126,699
37-5330-1007001	PSYCHIATRY SPECIAL DEVELOPMENT	1,604	0.03	6,200	0.13	1,751	0	9,555	0	9,555
37-5330-9110001	Psychiatry-Administration	0	0.00	88,833	1.16	19,929	0	108,762	0	108,762
37-5330-9110005	Adult Psychiatry	0	0.00	5,406	0.10	1,213	0	6,619	0	6,619
37-5340-2004001	Radiation Oncology	42,228	0.50	20,300	0.50	14,028	0	76,556	0	76,556
37-5340-4001002	Chi Zhang Research Fund	0	0.00	48,394	1.00	10,857	0	59,251	0	59,251
37-5350-2008001	Business Office	85,000	1.22	0	0.00	19,070	0	104,070	0	104,070
37-5350-4002001	Business Office	105,000	1.36	0	0.00	23,557	0	128,557	0	128,557
37-5350-9110001	Radiology Prof Svs Fees- Walker	0	0.00	24,368	0.25	5,467	0	29,835	0	29,835
37-5350-9210001	Div Of Nm Prof Svs Fees/Walker	210,668	2.21	0	0.00	47,264	0	257,932	0	257,932
37-5350-9610001	Radiology	390,906	9.00	18,484	0.26	91,846	0	501,236	0	501,236
37-5360-2042001	Goldstein/Cooper Research Fund	0	0.00	50,162	1.00	11,253	0	61,415	0	61,415
37-5360-2046001	Mercer Research	0	0.00	29,050	0.50	6,517	0	35,567	0	35,567
37-5360-2070001	NU Foundation	0	0.00	6,348	0.10	1,424	0	7,772	0	7,772
37-5360-2077001	UNMC COM	0	0.00	30,870	0.70	6,925	0	37,795	0	37,795
37-5360-2089001	Surgery	0	0.00	21,921	0.50	4,918	0	26,839	0	26,839
37-5360-2091001	Surgery	57,711	0.70	16,251	0.30	16,593	0	90,555	0	90,555
37-5360-4000001	Surgery	90,500	2.00	17,363	0.25	24,200	0	132,063	0	132,063
37-5360-4000003	Hammel	85,617	1.00	0	0.00	19,208	0	104,825	0	104,825
37-5360-4001001	Surgery	67,800	1.50	3,823	0.05	16,069	0	87,692	0	87,692
37-5360-4007001	Surgery	61,575	1.36	2,612	0.03	14,400	0	78,587	0	78,587
37-5360-4010001	Surgery	45,100	1.00	5,296	0.08	11,306	0	61,702	0	61,702
37-5370-2001001	Emergency Medicine	0	0.00	22,750	0.35	5,104	0	27,854	0	27,854
37-5390-3001001	Physical Medicine&Rehabilitation	45,100	1.00	0	0.00	10,118	0	55,218	0	55,218
	TOTAL	**9,505,224**	**156.33**	**8,822,469**	**148.62**	**4,111,779**	**0**	**22,439,472**	**0**	**22,439,472**

UNMC-Auxiliary-739 Auxiliaries & Services/Restricted

COST OBJECT		FACULTY Dollar	FACULTY FTE	NON FACULTY Dollar	NON FACULTY FTE	EMPLOYEE BENEFITS	PERSONAL SERVICE CREDITS	TOTAL PERSONAL SERVICES	TOTAL OPERATING EXPENSES	TOTAL
33-5301-0030	P3 Facility	0	0.00	0	0.00	0	0	0	21,683	21,683
33-5301-0566	Elsevier Editor-In-Chief James Talamdge	0	0.00	45,521	1.00	12,307	0	57,828	225	58,053
33-5301-1346	HLA Typing	0	0.00	240,085	3.50	64,906	0	304,991	128,000	432,991

COST OBJECT LISTING BY SUB PROGRAM
2021-2022GENERAL OPERATING BUDGET
UNIVERSITY OF NEBRASKA MEDICAL CENTER

SUBPROGRAM #/NAME: 53 College of Medicine

UNMC-Auxiliary-739 Auxiliaries & Services/Restricted

COST OBJECT		FACULTY Dollar	FACULTY FTE	NON FACULTY Dollar	NON FACULTY FTE	EMPLOYEE BENEFITS	PERSONAL SERVICE CREDITS	TOTAL PERSONAL SERVICES	TOTAL OPERATING EXPENSES	TOTAL
33-5301-2446	NPHL Research Account	0	0.00	7,141	0.15	1,930	0	9,071	0	9,071
33-5301-3476	Public Health Lab Services	98,300	0.81	186,315	3.15	76,945	0	361,560	94,000	455,560
33-5301-3477	Public Health Chemistry Services	0	0.00	108,938	1.63	29,452	0	138,390	53,124	191,514
33-5301-3526	NPHL FTIR/RAMAN PT Program	0	0.00	0	0.00	0	0	0	1,259	1,259
33-5301-5006	Tissue Science Facility	0	0.00	110,619	1.50	29,907	0	140,526	215,109	355,635
33-5301-5007	Toxicology Testing	0	0.00	16,736	0.35	4,527	0	21,263	0	21,263
33-5301-5008	Tuberculosis Cntrct	6,704	0.05	7,208	0.10	3,761	0	17,673	0	17,673
33-5301-9999	DRC II Path/Micro	0	0.00	0	0.00	0	0	0	1,370,580	1,370,580
33-5305-0003	CNND Fees	15,300	0.09	102,874	1.93	31,948	0	150,122	86,000	236,122
33-5305-0004	CNND General Supply Clearing Account	0	0.00	0	0.00	0	0	0	32,596	32,596
33-5305-0006	DRC BL-3 Lab	0	0.00	0	0.00	0	0	0	21,000	21,000
33-5305-0007	Confocal Microscope Core	0	0.00	0	0.00	0	0	0	2,369	2,369
33-5305-0008	PEN SPECT Facility	0	0.00	0	0.00	0	0	0	1,500	1,500
33-5305-0009	PEN Neuronal Tissue Core	0	0.00	0	0.00	0	0	0	3,000	3,000
33-5305-0010	Trans Mouse Mod Core	13,571	0.21	21,961	0.50	9,607	0	45,139	0	45,139
33-5340-1003	Rad/Onc Physics Discretionary Acct	13,763	0.04	0	0.00	3,722	0	17,485	18,000	35,485
33-5340-1013	RTOG Cooperative Group	0	0.00	0	0.00	0	0	0	20,000	20,000
33-5350-2222	Bioimaging Core Lab	9,235	0.15	58,111	1.29	18,209	0	85,555	2,500	88,055
	TOTAL	**156,873**	**1.35**	**905,509**	**15.10**	**287,221**	**0**	**1,349,603**	**2,070,945**	**3,420,548**
	SUB PROGRAM TOTAL	**19,448,850**	**287**	**17,115,152**	**274**	**8,477,349**	**0**	**45,041,351**	**2,852,420**	**47,893,771**

SUBPROGRAM #/NAME: 54 College of Public Health

UNMC-State General Fund-731 State & University Generated/Unrestricted

COST OBJECT		FACULTY Dollar	FACULTY FTE	NON FACULTY Dollar	NON FACULTY FTE	EMPLOYEE BENEFITS	PERSONAL SERVICE CREDITS	TOTAL PERSONAL SERVICES	TOTAL OPERATING EXPENSES	TOTAL
31-5401-0001	Dean-College of Public Health	171,897	1.15	828,941	10.86	261,702	0	1,262,540	0	1,262,540
31-5401-0100	POE-COPH-College of Public Health	609,560	3.85	205,298	0.14	220,997	0	1,035,855	0	1,035,855
31-5401-0500	COPH Online Worldwide Edu Funds	0	0.00	391,434	4.49	106,470	0	497,904	0	497,904
31-5401-0540	Specific Hire	0	0.00	73,661	1.36	20,036	0	93,697	0	93,697
31-5401-2300	Triple Double Growth	0	2.00	0	0.00	0	0	0	0	0
31-5401-2385	Dean's CRHD Reallocation	0	0.00	5,000	0.00	1,360	0	6,360	0	6,360
31-5401-7012	COSTSHARING/ 36-0115-1005-008	0	0.00	860	0.01	234	0	1,094	0	1,094
31-5405-0200	Educational Programs-Educational Svcs	0	0.00	133,777	1.28	36,388	0	170,165	0	170,165
31-5405-0580	Educational Services	0	0.00	87,414	1.72	23,777	0	111,191	34,652	145,843
31-5407-0001	Office of Public Health Practice	0	0.00	80,124	1.02	20,879	0	101,003	0	101,003
31-5410-0001	Biostatistics	345,916	1.83	58,354	0.68	106,281	0	510,551	0	510,551
31-5410-0100	POE - Biostatistics	62,564	0.53	89,818	0.00	41,447	0	193,829	0	193,829
31-5410-0500	Biostatistics Online Worldwide Tuit	183,896	1.39	10,366	0.14	52,839	0	247,101	0	247,101
31-5420-0001	Environmental Agric & Occup Hlth Science	318,901	3.59	16,218	0.47	105,162	0	440,281	0	440,281
31-5420-0100	POE - EAOH	99,385	0.78	25,000	0.00	31,859	0	156,244	0	156,244
31-5420-0500	EAOH Online Worldwide Tuit	61,824	0.34	0	0.00	16,816	0	78,640	0	78,640
31-5420-7011	COSTSHARING 36-5420-2034-001	2,781	0.02	0	0.00	756	0	3,537	0	3,537
31-5430-0001	Epidemiology	349,557	2.28	145,980	2.70	107,571	0	603,108	0	603,108
31-5430-0100	POE - EPI	368,037	2.73	5,000	0.00	101,465	0	474,502	0	474,502
31-5430-0200	POE CANCER DIRECTOR	258,825	1.60	0	0.00	64,940	0	323,765	0	323,765
31-5430-0500	EPI Online Worldwide Tuit	139,139	0.56	0	0.00	25,044	0	164,183	0	164,183
31-5430-0540	EPI Panigrahi Hire	325,718	2.51	25,000	0.00	95,396	0	446,114	0	446,114
31-5430-2400	BHCN Service Cntrct	37,725	0.20	5,745	0.05	11,823	0	55,293	0	55,293

COST OBJECT LISTING BY SUB PROGRAM
2021-2022GENERAL OPERATING BUDGET
UNIVERSITY OF NEBRASKA MEDICAL CENTER

SUBPROGRAM #/NAME: 54 College of Public Health

UNMC-State General Fund-731 State & University Generated/Unrestricted

COST OBJECT		FACULTY Dollar	FACULTY FTE	NON FACULTY Dollar	NON FACULTY FTE	EMPLOYEE BENEFITS	PERSONAL SERVICE CREDITS	TOTAL PERSONAL SERVICES	TOTAL OPERATING EXPENSES	TOTAL
31-5430-7016	COSTSHARING 36-0401-2012-001	936	0.01	0	0.00	255	0	1,191	0	1,191
31-5430-7020	COSTSHARING/ 36-0115-1005-008	3,500	0.02	0	0.00	953	0	4,453	0	4,453
31-5440-0001	Health Services Admin & Research	172,861	1.74	0	0.00	42,897	0	215,758	0	215,758
31-5440-0100	POE - HSRA	195,559	0.87	40,000	0.00	64,073	0	299,632	0	299,632
31-5440-0500	HSRA Online Worldwide Tuit	80,045	0.77	0	0.00	21,773	0	101,818	0	101,818
31-5440-0560	POE-Patient Focused Applic of Clin & Hlt	132,556	1.45	86,098	1.50	47,310	0	265,964	0	265,964
31-5450-0001	Hlth Promo Social & Behavioral Hlth Scie	219,229	2.21	75,000	1.00	67,068	0	361,297	0	361,297
31-5450-0100	POE - HPSBH	398,149	3.04	24,202	0.00	101,290	0	523,641	0	523,641
31-5450-0200	POE Buffet Early Ch	120,778	0.63	40,000	0.00	43,732	0	204,510	0	204,510
31-5450-0500	HPSBH Online Worldwide Tuit	79,967	0.69	95,328	1.79	47,680	0	222,975	0	222,975
31-5450-0540	HP Specific Hire	295,267	2.29	0	0.00	80,313	0	375,580	0	375,580
	TOTAL	**5,034,572**	**39.07**	**2,548,618**	**29.21**	**1,970,586**	**0**	**9,553,776**	**34,652**	**9,588,428**

UNMC-Federal Letter of Credit-736 Federal/Restricted

COST OBJECT		FACULTY Dollar	FACULTY FTE	NON FACULTY Dollar	NON FACULTY FTE	EMPLOYEE BENEFITS	PERSONAL SERVICE CREDITS	TOTAL PERSONAL SERVICES	TOTAL OPERATING EXPENSES	TOTAL
34-5410-2006001	College of Public Health	48,050	0.25	0	0.00	9,434	0	57,484	0	57,484
34-5420-2006110	CS-CASH Admin and Planning Core	62,959	0.40	57,233	0.61	23,599	0	143,791	0	143,791
34-5420-2006120	Emerging Issues Program	16,581	0.11	0	0.00	3,256	0	19,837	0	19,837
34-5420-2006130	Health & Safety Risks-Immigrant Cattle	19,719	0.20	5,356	0.10	4,923	0	29,998	0	29,998
34-5420-2006140	Enhancing Hlth & Safety of Range Bison	3,015	0.02	13,105	0.15	3,165	0	19,285	0	19,285
34-5420-2006150	Point Source Personal Protective Equipme	37,942	0.30	50,040	1.00	17,275	0	105,257	0	105,257
34-5420-2006160	Improving Safety and Health of Cattle Fe	96,321	0.87	4,477	0.05	19,791	0	120,589	0	120,589
34-5420-2006210	Pilot/Feasibility Projects & Emerging Is	9,748	0.05	12,536	0.14	4,375	0	26,659	0	26,659
34-5420-2006310	Outreach Program	36,587	0.32	17,909	0.20	10,700	0	65,196	0	65,196
34-5420-2006410	ADMA:A Novel Pathway in Organic Dust-med	43,058	0.37	0	0.00	8,454	0	51,512	0	51,512
34-5420-2006510	Surveillance of Agricultural Injuries in	76,202	0.60	0	0.00	14,963	0	91,165	0	91,165
34-5420-2006710	Evaluation Program	93,590	0.72	1,169	0.02	18,606	0	113,365	0	113,365
34-5430-2004002	Translating Efficacious Pediatric Weight	58,938	0.36	0	0.00	11,572	0	70,510	0	70,510
34-5430-2004003	Translating Efficacious Pediatric Weight	28,066	0.27	27,406	0.50	10,892	0	66,364	0	66,364
34-5450-2006001	College of Public Health	66,291	0.42	109,583	2.00	34,533	0	210,407	0	210,407
34-5450-2006101	Whole-of-Community Systems-Robbins Supp	7,102	0.07	0	0.00	1,394	0	8,496	0	8,496
	TOTAL	**704,169**	**5.31**	**298,814**	**4.77**	**196,932**	**0**	**1,199,915**	**0**	**1,199,915**

UNMC-Federal Advance-737 Federal/Restricted

COST OBJECT		FACULTY Dollar	FACULTY FTE	NON FACULTY Dollar	NON FACULTY FTE	EMPLOYEE BENEFITS	PERSONAL SERVICE CREDITS	TOTAL PERSONAL SERVICES	TOTAL OPERATING EXPENSES	TOTAL
35-5410-2009002	IPA-Zhang (VA-Indianapolis)	28,512	0.13	0	0.00	5,599	0	34,111	0	34,111
35-5410-2010001	College of Public Health	0	0.00	7,796	0.10	1,531	0	9,327	0	9,327
35-5420-2004004	Safety in Agriculture for Youth: Maintai	2,875	0.03	0	0.00	564	0	3,439	0	3,439
35-5420-2005001	College of Public Health	41,440	0.68	18,295	0.35	11,728	0	71,463	0	71,463
35-5440-1001001	College of Public Health	7,632	0.06	0	0.00	1,499	0	9,131	0	9,131
35-5450-2003001	College of Public Health	3,807	0.02	0	0.00	748	0	4,555	0	4,555
	TOTAL	**84,266**	**0.92**	**26,091**	**0.45**	**21,669**	**0**	**132,026**	**0**	**132,026**

UNMC-Trust-Grant/Cont/Loan/End-738 Trust/Restricted

COST OBJECT		FACULTY Dollar	FACULTY FTE	NON FACULTY Dollar	NON FACULTY FTE	EMPLOYEE BENEFITS	PERSONAL SERVICE CREDITS	TOTAL PERSONAL SERVICES	TOTAL OPERATING EXPENSES	TOTAL
36-5407-1003007	Pilot Test of Recruitment and Applicatio	7,568	0.05	81,537	1.01	19,990	0	109,095	0	109,095

COST OBJECT LISTING BY SUB PROGRAM
2021-2022GENERAL OPERATING BUDGET
UNIVERSITY OF NEBRASKA MEDICAL CENTER

SUBPROGRAM #/NAME: 54 College of Public Health

UNMC-Trust-Grant/Cont/Loan/End-738 Trust/Restricted

COST OBJECT		FACULTY Dollar	FACULTY FTE	NON FACULTY Dollar	NON FACULTY FTE	EMPLOYEE BENEFITS	PERSONAL SERVICE CREDITS	TOTAL PERSONAL SERVICES	TOTAL OPERATING EXPENSES	TOTAL
36-5407-1004001	College of Public Health	30,315	0.20	7,635	0.09	8,514	0	46,464	0	46,464
36-5410-2052003	Zambia AIDS Malignancies Diagnosis and P	12,850	0.07	0	0.00	2,883	0	15,733	0	15,733
36-5410-2053001	College of Public Health	6,858	0.06	0	0.00	1,539	0	8,397	0	8,397
36-5410-2057003	Center for Perception and Communication	30,088	0.16	8,618	0.10	8,684	0	47,390	0	47,390
36-5410-2061001	College of Public Health	33,959	0.20	2,337	0.03	8,143	0	44,439	0	44,439
36-5410-2063002	Harnessing Movement Variability to Treat	32,066	0.30	0	0.00	7,193	0	39,259	0	39,259
36-5410-2064002	Fostering Educational Success: Reconnec	7,567	0.04	0	0.00	1,698	0	9,265	0	9,265
36-5410-2066001	College of Public Health	3,559	0.03	0	0.00	799	0	4,358	0	4,358
36-5410-2068002	Nutrition and Physical Activity Assessme	38,847	0.30	0	0.00	8,716	0	47,563	0	47,563
36-5410-2070001	College of Public Health	6,918	0.11	4,945	0.09	2,662	0	14,525	0	14,525
36-5410-2070002	The role of microRNA-210 in regulating o	17,403	0.10	0	0.00	3,904	0	21,307	0	21,307
36-5410-2071001	College of Public Health	16,514	0.07	0	0.00	3,705	0	20,219	0	20,219
36-5410-2072001	College of Public Health	73,230	0.44	0	0.00	16,429	0	89,659	0	89,659
36-5420-2035003	Drought-related health impacts: Advancin	30,695	0.33	0	0.00	6,886	0	37,581	0	37,581
36-5420-2036007	CoPARC: Colorado Pulmonary Alcohol Rese	3,470	0.02	0	0.00	779	0	4,249	0	4,249
36-5420-2037001	College of Public Health	164,457	1.68	50,568	1.00	48,240	0	263,265	0	263,265
36-5420-2039003	Satellite-aided regional dust forecastin	4,758	0.09	0	0.00	1,067	0	5,825	0	5,825
36-5420-2041001	College of Public Health	175,732	0.95	0	0.00	39,425	0	215,157	0	215,157
36-5420-2045001	College of Public Health	2,300	0.02	0	0.00	515	0	2,815	0	2,815
36-5420-3001005	National Ebola Training and Educ NETEC	534,571	4.08	511,704	6.01	234,729	0	1,281,004	0	1,281,004
36-5430-2038001	College of Public Health	21,920	0.15	0	0.00	4,918	0	26,838	0	26,838
36-5430-2039001	College of Public Health	26,306	0.14	152,813	2.09	40,185	0	219,304	0	219,304
36-5430-2040001	College of Public Health	2,923	0.02	0	0.00	656	0	3,579	0	3,579
36-5430-2041001	College of Public Health	10,012	0.06	0	0.00	2,247	0	12,259	0	12,259
36-5440-2049003	Evidence for Action: Investigator-Initia	7,316	0.06	0	0.00	1,641	0	8,957	0	8,957
36-5440-3019001	College of Public Health	12,173	0.10	478	0.01	2,839	0	15,490	0	15,490
36-5450-1009001	College of Public Health	7,902	0.05	701	0.01	1,931	0	10,534	0	10,534
36-5450-2046001	College of Public Health	1,125	0.01	0	0.00	252	0	1,377	0	1,377
36-5450-2057001	College of Public Health	21,287	0.15	0	0.00	4,775	0	26,062	0	26,062
36-5450-2060001	College of Public Health	11,363	0.08	8,560	0.16	4,470	0	24,393	0	24,393
36-5450-2061002	Patient-Clinic-Community Integration to	19,955	0.10	0	0.00	4,477	0	24,432	0	24,432
36-5450-2062001	College of Public Health	7,302	0.05	10,695	0.20	4,038	0	22,035	0	22,035
36-5450-2063001	College of Public Health	21,224	0.15	0	0.00	4,761	0	25,985	0	25,985
36-5450-2064001	College of Public Health	7,013	0.05	8,560	0.16	3,494	0	19,067	0	19,067
36-5450-2065001	College of Public Health	7,013	0.05	8,560	0.16	3,494	0	19,067	0	19,067
36-5450-2066001	College of Public Health	7,013	0.05	8,560	0.16	3,494	0	19,067	0	19,067
36-5450-2067001	College of Public Health	7,013	0.05	8,560	0.16	3,494	0	19,067	0	19,067
36-5450-2068001	College of Public Health	28,604	0.20	0	0.00	6,418	0	35,022	0	35,022
36-5450-2069001	College of Public Health	50,750	0.50	0	0.00	11,385	0	62,135	0	62,135
36-5450-3016001	College of Public Health	4,730	0.03	0	0.00	1,061	0	5,791	0	5,791
36-5465-1006120	NE Center for Bioterrorism Edu:HPP	19,150	0.20	47,685	0.62	14,992	0	81,827	0	81,827
36-5465-1006220	NE Center for Bioterrorism Edu:PHEP	151,293	1.57	31,760	0.42	41,068	0	224,121	0	224,121
36-5485-2015001	College of Public Health	2,318	0.02	0	0.00	519	0	2,837	0	2,837
36-5485-2016001	College of Public Health	3,286	0.03	3,415	0.07	1,504	0	8,205	0	8,205
36-5485-2017001	College of Public Health	1,623	0.01	0	0.00	365	0	1,988	0	1,988
36-5485-3001017	Tobacco Free Nebraska	14,790	0.15	51,238	1.00	14,813	0	80,841	0	80,841
37-5410-2001001	COPH Biostatistics	53,261	0.45	336,918	4.85	87,536	0	477,715	0	477,715
37-5410-6000002	NE Statewide COVID-19 Rsch Data Dep	8,046	0.07	5,104	0.07	2,950	0	16,100	0	16,100
37-5420-1001001	Environmental	14,659	0.13	0	0.00	3,289	0	17,948	0	17,948
37-5420-2001001	COPH EAOH	1,288	0.01	0	0.00	290	0	1,578	0	1,578
37-5420-3001001	COPH EAO Health Sci	25,580	0.20	0	0.00	5,740	0	31,320	0	31,320

COST OBJECT LISTING BY SUB PROGRAM
2021-2022GENERAL OPERATING BUDGET
UNIVERSITY OF NEBRASKA MEDICAL CENTER

SUBPROGRAM #/NAME: 54 College of Public Health

UNMC-Trust-Grant/Cont/Loan/End-738 Trust/Restricted

COST OBJECT		FACULTY Dollar	FACULTY FTE	NON FACULTY Dollar	NON FACULTY FTE	EMPLOYEE BENEFITS	PERSONAL SERVICE CREDITS	TOTAL PERSONAL SERVICES	TOTAL OPERATING EXPENSES	TOTAL
37-5420-6000002	Bell-Climate Change & Public Health	0	0.00	33,833	0.67	7,590	0	41,423	0	41,423
37-5420-6000003	DWFI-Daugherty Water for Food Institute	74,502	0.52	113,780	1.68	42,240	0	230,522	0	230,522
37-5420-8000001	COPH - EAOH	0	0.00	80,063	1.48	17,962	0	98,025	0	98,025
37-5430-4000008	D. Levy Startup	0	0.00	12,143	0.20	2,724	0	14,867	0	14,867
37-5430-6000001	COPH-Epidemiology	3,598	0.03	0	0.00	808	0	4,406	0	4,406
37-5430-6000005	Buffet Cancer Center Community Outreach	5,324	0.05	0	0.00	1,194	0	6,518	0	6,518
37-5430-6000006	Lozier MindLAMP App Development	15,078	0.14	0	0.00	3,383	0	18,461	0	18,461
37-5440-4000701	Colorectal Cancer Screen in Rural Hlth	0	0.00	2,337	0.03	524	0	2,861	0	2,861
37-5440-6000003	Medical Legal Aid Project	3,944	0.04	5,356	0.10	2,086	0	11,386	0	11,386
37-5440-6000004	COVID-19 Response in Nebraska	6,431	0.06	0	0.00	1,442	0	7,873	0	7,873
37-5440-8000001	COPH - HSRA	650	0.00	0	0.00	146	0	796	0	796
37-5445-1001001	COPH-Center for Health Policy	0	0.00	5,000	0.00	1,122	0	6,122	0	6,122
37-5450-1001003	D. Dzezwaltowski/Buffet Endowment	7,777	0.11	0	0.00	1,746	0	9,523	0	9,523
37-5450-4000003	Almeida's Weight Loss Program	10,198	0.08	0	0.00	2,288	0	12,486	0	12,486
37-5450-4000004	Dzewaltowski's All Sports for All Kids	10,339	0.15	0	0.00	2,319	0	12,658	0	12,658
37-5450-4000005	Maloney's Preconception Care Services	9,906	0.10	0	0.00	2,222	0	12,128	0	12,128
37-5450-4000006	Maloney's Telehealth Services	11,427	0.12	0	0.00	2,563	0	13,990	0	13,990
37-5450-4000007	Michaud's Improve Health Disparities	7,220	0.08	0	0.00	1,620	0	8,840	0	8,840
37-5450-6000007	COVID-19 In Schools	4,856	0.05	708	0.01	1,250	0	6,814	0	6,814
37-5450-6000008	Tibbit's Mental Health Care System	32,549	0.27	0	0.00	7,303	0	39,852	0	39,852
37-5465-1006999	COPH-Biosecurity&Bio-Preparedness	24,288	0.30	0	0.00	5,450	0	29,738	0	29,738
37-5465-6000002	Mentoring Critical Access Hospitals	12,790	0.07	7,968	0.12	4,657	0	25,415	0	25,415
37-5485-3001001	COPH Hlth Disparities	0	0.00	155,259	2.34	34,833	0	190,092	0	190,092
37-5485-3001002	Reducing Hlth Disparities - North Omaha	73,290	0.78	0	0.00	16,443	0	89,733	0	89,733
37-5485-4000501	Ramos Meat Processing COVID-19	0	0.00	4,062	0.05	911	0	4,973	0	4,973
37-5485-6000003	COVID-19 Vaccination Plan in NE	16,723	0.13	0	0.00	3,752	0	20,475	0	20,475
37-5485-6000006	Meat Processing Facilities	188,700	1.00	103,155	1.00	65,478	0	357,333	0	357,333
37-5495-2001001	COPH CCORDA	0	0.00	63,136	0.84	14,166	0	77,302	0	77,302
	TOTAL	**2,331,553**	**18.24**	**1,937,751**	**26.96**	**957,818**	**0**	**5,227,122**	**0**	**5,227,122**

UNMC-Auxiliary-739 Auxiliaries & Services/Restricted

COST OBJECT		FACULTY Dollar	FACULTY FTE	NON FACULTY Dollar	NON FACULTY FTE	EMPLOYEE BENEFITS	PERSONAL SERVICE CREDITS	TOTAL PERSONAL SERVICES	TOTAL OPERATING EXPENSES	TOTAL
33-5401-0002	Student Fees	0	0.00	0	0.00	0	0	0	93,263	93,263
33-5401-0003	CoPH Technology Fees	0	0.00	0	0.00	0	0	0	22,944	22,944
33-5407-0002	OPHP Admin Acct	0	0.00	65,000	1.00	17,573	0	82,573	0	82,573
33-5407-0003	OPHP NE DHHS Proj	44,390	0.33	10,054	0.12	14,719	0	69,163	0	69,163
33-5407-0004	ACOG Cntrct UNC	0	0.00	788	0.01	213	0	1,001	0	1,001
33-5410-0001	BCBS Agreement	2,071	0.01	0	0.00	560	0	2,631	0	2,631
33-5430-0005	Gretchen Swanson Cnt	65,759	0.45	0	0.00	17,779	0	83,538	0	83,538
33-5440-0002	NE DHHS Serv Cnt Dent	0	0.00	175	0.01	47	0	222	0	222
33-5440-0003	NE DHHS Hlth Alrt Netwrk	0	0.00	65,155	1.11	17,612	0	82,767	0	82,767
33-5440-0004	NE DHHS CPH Data Agrmt	5,300	0.02	57,000	1.00	16,842	0	79,142	0	79,142
33-5440-0009	NE DHHS Geospatial Agrmt	5,300	0.02	57,855	1.00	17,074	0	80,229	0	80,229
33-5440-0011	NE DHHS Wang Eval Plan	43,901	0.35	0	0.00	11,868	0	55,769	0	55,769
33-5440-0012	NE DHHS HPTS PC-ORH	0	0.00	11,048	0.19	2,987	0	14,035	0	14,035
33-5440-0035	Four Corners Health Department	1,610	0.01	0	0.00	436	0	2,046	0	2,046
33-5440-2686	Health Professions Tracking Service	0	0.00	167,131	2.75	45,184	0	212,315	45,080	257,395
33-5450-0003	CPH Child Cntr Estabrk	32,651	0.17	0	0.00	8,827	0	41,478	0	41,478
33-5450-0007	Smith & Lehmann CNST	39,566	0.38	0	0.00	10,698	0	50,264	0	50,264

COST OBJECT LISTING BY SUB PROGRAM
2021-2022GENERAL OPERATING BUDGET
UNIVERSITY OF NEBRASKA MEDICAL CENTER

SUBPROGRAM #/NAME: 54 College of Public Health

UNMC-Auxiliary-739 Auxiliaries & Services/Restricted

COST OBJECT		FACULTY Dollar	FACULTY FTE	NON FACULTY Dollar	NON FACULTY FTE	EMPLOYEE BENEFITS	PERSONAL SERVICE CREDITS	TOTAL PERSONAL SERVICES	TOTAL OPERATING EXPENSES	TOTAL
33-5485-0003	CRHD NE DHHS Proj	12,865	0.10	3,372	0.06	4,389	0	20,626	0	20,626
33-5495-2000	CCORDA Core Facility	4,826	0.05	13,263	0.18	4,891	0	22,980	3,992	26,972
	TOTAL	**258,239**	**1.89**	**450,841**	**7.42**	**191,699**	**0**	**900,779**	**165,279**	**1,066,058**
	SUB PROGRAM TOTAL	**8,412,799**	**65**	**5,262,115**	**69**	**3,338,704**	**0**	**17,013,618**	**199,931**	**17,213,549**

SUBPROGRAM #/NAME: 55 Munroe-Meyer Institute

UNMC-State General Fund-731 Cash & Student Contracts/Designated

COST OBJECT		FACULTY Dollar	FACULTY FTE	NON FACULTY Dollar	NON FACULTY FTE	EMPLOYEE BENEFITS	PERSONAL SERVICE CREDITS	TOTAL PERSONAL SERVICES	TOTAL OPERATING EXPENSES	TOTAL
31-5505-0126	MMI State Support	0	0.00	-648,984	0.00	-167,025	0	-816,009	-182,200	-998,209
31-5507-0016	SB Supp&Prof Growth	0	0.00	0	0.00	0	0	0	22,200	22,200
31-5507-0100	Severe Behavior	191,716	2.10	1,388,230	37.00	0	0	1,579,946	20,054	1,600,000
31-5507-0200	Feeding Disorders	234,622	2.26	586,115	13.85	0	0	820,737	179,263	1,000,000
31-5507-0500	Early Intervention	140,925	1.65	1,278,958	32.20	0	0	1,419,883	80,117	1,500,000
31-5507-0700	Virtual Care	0	1.60	34,919	9.00	0	0	34,919	0	34,919
31-5507-6800	MMI Administration	0	0.00	0	0.00	0	0	0	11,200	11,200
31-5507-7890	Patient Information Office	0	0.00	614,065	12.00	167,025	0	781,090	3,700	784,790
31-5507-7900	MMI Business Office	0	0.00	0	0.00	0	0	0	4,700	4,700
31-5507-8100	Genetic Medicine	0	0.00	0	0.00	0	0	0	22,200	22,200
31-5507-8390	Occupational Therapy	0	0.00	0	0.00	0	0	0	17,200	17,200
31-5507-8490	Physical Therapy	0	0.00	0	0.00	0	0	0	17,200	17,200
31-5507-8590	Psychology	0	0.00	0	0.00	0	0	0	22,200	22,200
31-5507-8690	Speech-Language Pathology	0	0.00	0	0.00	0	0	0	22,200	22,200
31-5507-8990	FD Support & Professional Growth	0	0.00	0	0.00	0	0	0	17,200	17,200
31-5508-0001	iCASD	0	0.00	0	0.00	0	0	0	22,200	22,200
	TOTAL	**567,263**	**7.61**	**3,253,303**	**104.05**	**0**	**0**	**3,820,566**	**279,434**	**4,100,000**

UNMC-Federal Letter of Credit-736 Federal/Restricted

COST OBJECT		FACULTY Dollar	FACULTY FTE	NON FACULTY Dollar	NON FACULTY FTE	EMPLOYEE BENEFITS	PERSONAL SERVICE CREDITS	TOTAL PERSONAL SERVICES	TOTAL OPERATING EXPENSES	TOTAL
34-5507-1038030	MMI Interdisciplinary Training Program	139,625	1.97	198,476	3.19	66,385	0	404,486	0	404,486
34-5507-1041001	Behavioral Health Workforce Education an	90,785	0.86	38,114	0.75	25,309	0	154,208	0	154,208
34-5507-1041101	Behavioral Health Workforce Education an	1,572	0.01	22,847	0.30	4,795	0	29,214	0	29,214
34-5507-1042003	Accelerating Access: Health Science Educ	29,510	0.30	29,940	0.50	11,673	0	71,123	0	71,123
34-5507-2035001	Effects Of Environmental Challenges On G	66,066	0.46	98,115	1.21	32,237	0	196,418	0	196,418
34-5507-2036001	Vulnerability of DHCR7+/- mutation carri	99,580	1.23	172,801	2.25	53,482	0	325,863	0	325,863
34-5507-2036101	Vulnerability of DHCR7 +/- mutation carr	0	0.00	9,764	0.03	1,917	0	11,681	0	11,681
34-5507-2039003	Ignite-Engage-Sustain: A comprehensive A	130,792	1.21	100,418	1.66	45,397	0	276,607	0	276,607
34-5507-3007004	Designated State Entity	0	0.00	4,773	0.06	938	0	5,711	0	5,711
34-5528-1000001	Internship In Integrated Behavioral Heal	94,098	0.80	16,786	0.30	21,771	0	132,655	0	132,655
34-5528-3000001	MMI-Psychology	152,650	1.66	209,567	3.60	71,120	0	433,337	0	433,337
34-5528-3000101	BHECN Mental Health Technology Transfer	178,015	2.08	38,741	0.70	42,559	0	259,315	0	259,315
34-5534-3001001	MMI UCEDD	14,554	0.20	0	0.00	2,858	0	17,412	0	17,412
34-5534-3008004	MMI UCEDD	181,786	1.96	177,812	3.15	70,607	0	430,205	0	430,205
	TOTAL	**1,179,033**	**12.73**	**1,118,154**	**17.68**	**451,048**	**0**	**2,748,235**	**0**	**2,748,235**

COST OBJECT LISTING BY SUB PROGRAM
2021-2022GENERAL OPERATING BUDGET
UNIVERSITY OF NEBRASKA MEDICAL CENTER

SUBPROGRAM #/NAME: 55 Munroe-Meyer Institute

UNMC-Trust-Grant/Cont/Loan/End-738 Trust/Restricted

COST OBJECT		FACULTY Dollar	FACULTY FTE	NON FACULTY Dollar	NON FACULTY FTE	EMPLOYEE BENEFITS	PERSONAL SERVICE CREDITS	TOTAL PERSONAL SERVICES	TOTAL OPERATING EXPENSES	TOTAL
36-5507-1080016	NDE Results Matter	11,683	0.16	21,591	0.35	7,465	0	40,739	0	40,739
36-5507-1101007	The TIN (Teratology Information Network)	21,267	0.20	9,449	0.15	6,892	0	37,608	0	37,608
36-5507-1101107	The TIN (Texting Supplement)	3,722	0.04	0	0.00	836	0	4,558	0	4,558
36-5507-2141003	Efficacy of START-Play Program for Infan	1,633	0.01	1,012	0.02	594	0	3,239	0	3,239
36-5507-2144001	MMI	3,451	0.02	1,821	0.05	1,183	0	6,455	0	6,455
36-5507-3093001	MMI	0	0.00	12,157	0.30	2,727	0	14,884	0	14,884
36-5507-3096101	Medically Handicapped Children - Genetic	258,752	1.78	90,577	1.76	78,371	0	427,700	0	427,700
36-5507-3096201	Medically Handicapped Children - SCCY	10,757	0.09	18,905	0.24	6,655	0	36,317	0	36,317
36-5507-3096301	Medically Handicapped Children - NICU	45,100	1.00	0	0.00	10,118	0	55,218	0	55,218
36-5507-3096401	Medically Handicapped Children - Teratog	21,267	0.20	17,053	0.35	8,597	0	46,917	0	46,917
36-5507-3096501	Medically Handicapped Children - Family	18,044	0.25	164,648	4.40	40,987	0	223,679	0	223,679
36-5516-1021001	MMI-Education and Child Development	29,614	0.32	122,688	2.10	34,167	0	186,469	0	186,469
36-5516-2002001	Douglas County ACF Evaluation	18,058	0.25	23,579	0.40	9,341	0	50,978	0	50,978
36-5516-2004001	MMI-Education and Child Development	3,651	0.05	21,182	0.37	5,571	0	30,404	0	30,404
36-5516-3001001	Mindfulness and Mastery	19,286	0.25	61,639	1.00	18,155	0	99,080	0	99,080
36-5516-3003002	Omaha Healthy Start	12,072	0.15	21,773	0.35	7,593	0	41,438	0	41,438
36-5518-2001001	A Feasibility Study of Headsprout Readin	4,710	0.05	1,737	0.05	1,446	0	7,893	0	7,893
36-5526-2002001	MMI-Physical Therapy	24,493	0.16	20,865	0.30	10,175	0	55,533	0	55,533
36-5528-1001002	Interdisciplinary Personnel Preparation	14,334	0.15	2,019	0.05	3,668	0	20,021	0	20,021
36-5528-3000002	Nebraska Pediatric Mental Health Access	100,161	1.47	41,141	0.85	31,700	0	173,002	0	173,002
36-5530-3000001	MMI Recreation	0	0.00	99,945	2.16	22,422	0	122,367	0	122,367
36-5532-2001001	MMI-Speech-Language Pathology	2,548	0.04	0	0.00	573	0	3,121	0	3,121
36-5534-2000001	MMI UCEDD	14,777	0.20	45,897	1.00	13,612	0	74,286	0	74,286
36-5534-3001002	Family Care Enhancement Project & Result	39,358	0.53	118,701	3.00	35,459	0	193,518	0	193,518
37-5507-1002002	HBM Endowed Professorships	102,805	0.35	0	0.00	23,064	0	125,869	0	125,869
37-5507-1002005	Scottish Rite Language Program	0	0.00	480,246	6.28	107,742	0	587,988	0	587,988
37-5507-2010001	Business Services Development Account	0	0.00	66,418	0.58	14,900	0	81,318	0	81,318
37-5507-3002001	Psychiatric Outstate Clinics	690,920	7.05	10,000	0.00	157,250	0	858,170	0	858,170
37-5507-3002976	COSTSHARE/ 36-5528-3002-002	0	0.00	10,803	0.20	2,424	0	13,227	0	13,227
37-5507-3004001	OT OPS Services	0	0.00	947,250	15.76	212,514	0	1,159,764	0	1,159,764
37-5507-3005002	PT OPS Services	16,328	0.11	653,793	10.21	160,847	0	830,968	0	830,968
37-5507-3008001	SLP OPS Services	0	0.00	21,863	0.25	4,906	0	26,769	0	26,769
37-5507-3017001	NCI - Survey Contract	17,009	0.25	36,639	0.75	12,036	0	65,684	0	65,684
37-5507-3020001	NCI - Medicaid & LTC	3,402	0.05	12,213	0.25	3,504	0	19,119	0	19,119
37-5507-3026004	NU FDN - Cowdery Swim Prgm	0	0.00	25,260	0.48	5,666	0	30,926	0	30,926
37-5507-3026005	Meyer FDN - Thurs Night Prgm	0	0.00	23,385	0.40	5,246	0	28,631	0	28,631
37-5507-3026006	HBM - Camp Prgm	0	0.00	233,884	4.12	52,471	0	286,355	0	286,355
37-5507-3026010	Meyer FDN - Cooking Club Prgm	0	0.00	3,695	0.08	829	0	4,524	0	4,524
37-5507-3033001	Psychology OPS Services	57,391	0.63	75,006	1.50	29,702	0	162,099	0	162,099
37-5507-4001001	Cummings Psyche Prize	17,544	0.08	0	0.00	3,937	0	21,481	0	21,481
37-5507-6000001	NCFF Rooted in Relationships	0	0.00	4,119	0.05	924	0	5,043	0	5,043
37-5508-3001001	Courtney Burnette Startup Account	0	0.00	29,557	1.00	6,631	0	36,188	0	36,188
37-5516-1002001	Developmental Account	72,325	0.95	343,043	5.76	93,187	0	508,555	0	508,555
37-5520-3009001	Huntington's Disease Program	23,600	0.25	0	0.00	5,295	0	28,895	0	28,895
37-5520-3010001	GC - Cancer Genetics	145,723	1.50	131,964	1.75	62,298	0	339,985	0	339,985
37-5520-3012001	GC - Maternal Fetal Medicine	47,042	0.53	0	0.00	10,554	0	57,596	0	57,596
37-5524-3006001	OT Clinical Fees	0	0.00	50,095	0.76	11,239	0	61,334	0	61,334
37-5526-3001001	NU FDN - MMI GoBabyGo! Nebraska! Fund	0	0.00	1,265	0.03	285	0	1,550	0	1,550
37-5526-3005001	PT Bellevue Public School	4,082	0.03	176,950	2.80	40,614	0	221,646	0	221,646
37-5526-3006001	PT Clinical Fees	20,510	0.15	67,115	1.05	14,036	0	101,661	0	101,661
37-5528-3000001	NU FDN - ASD Detection and Jump Start Pr	4,060	0.05	0	0.00	911	0	4,971	0	4,971

COST OBJECT LISTING BY SUB PROGRAM
2021-2022GENERAL OPERATING BUDGET
UNIVERSITY OF NEBRASKA MEDICAL CENTER

SUBPROGRAM #/NAME: 55 Munroe-Meyer Institute

UNMC-Trust-Grant/Cont/Loan/End-738 Trust/Restricted

COST OBJECT		FACULTY Dollar	FACULTY FTE	NON FACULTY Dollar	NON FACULTY FTE	EMPLOYEE BENEFITS	PERSONAL SERVICE CREDITS	TOTAL PERSONAL SERVICES	TOTAL OPERATING EXPENSES	TOTAL
37-5528-3001001	MMI Children's Hospital Medical Agreemen	31,956	0.25	0	0.00	7,169	0	39,125	0	39,125
37-5528-3003001	Consultative FBA Services	16,545	0.20	0	0.00	3,712	0	20,257	0	20,257
37-5530-3001001	HBM - Millard Services Project	0	0.00	38,357	0.95	8,604	0	46,961	0	46,961
37-5530-3002001	HBM - Adaptive Sports League	0	0.00	11,995	0.30	2,691	0	14,686	0	14,686
37-5530-3004001	NU FDN - Art Excellence Fund	0	0.00	2,019	0.05	453	0	2,472	0	2,472
37-5530-3005001	MMI	0	0.00	10,192	0.25	2,287	0	12,479	0	12,479
37-5532-4000001	MMI	10,000	0.00	0	0.00	2,243	0	12,243	0	12,243
37-5534-1002001	Developmental Account	0	0.00	10,092	0.25	2,265	0	12,357	0	12,357
37-5534-3001001	MMI	0	0.00	26,176	0.50	5,872	0	32,048	0	32,048
	TOTAL	**1,959,980**	**19.78**	**4,421,773**	**75.60**	**1,436,615**	**0**	**7,818,368**	**0**	**7,818,368**

UNMC-Auxiliary-739 Auxiliaries & Services/Restricted

COST OBJECT		FACULTY Dollar	FACULTY FTE	NON FACULTY Dollar	NON FACULTY FTE	EMPLOYEE BENEFITS	PERSONAL SERVICE CREDITS	TOTAL PERSONAL SERVICES	TOTAL OPERATING EXPENSES	TOTAL
33-5507-0002	Outpat Support&Growt	0	0.00	0	0.00	0	0	0	2,000	2,000
33-5507-0152	MMI Research	131,778	0.75	74,000	2.00	55,632	0	261,410	0	261,410
33-5507-0154	Care CoordinationPrg	0	0.00	52,776	1.00	14,268	0	67,044	0	67,044
33-5507-5800	Comm Eng S&P Growth	0	0.00	0	0.00	0	0	0	2,600	2,600
33-5507-8419	Employer Engagement & Lifespan Program	0	0.00	24,930	0.50	6,739	0	31,669	0	31,669
33-5507-8421	CareCoord Supp&Growt	0	0.00	0	0.00	0	0	0	900	900
33-5507-8422	Research Supp&Growth	0	0.00	0	0.00	0	0	0	3,300	3,300
33-5508-0002	iCASD Sup&Pro Growth	0	0.00	0	0.00	0	0	0	11,800	11,800
33-5508-0003	ActionClc Supp&Growt	0	0.00	0	0.00	0	0	0	1,600	1,600
33-5508-0100	ICASD Clinical Fees	92,190	1.15	0	0.00	24,924	0	117,114	0	117,114
33-5508-0200	ACTION Clinical Fees	59,860	0.73	221,716	5.70	76,123	0	357,699	0	357,699
33-5510-0001	SB Supp&ProfGrowth	0	0.00	0	0.00	0	0	0	24,000	24,000
33-5510-0002	VC Supp&ProfGrowth	0	0.00	0	0.00	0	0	0	3,800	3,800
33-5510-0003	EI Supp&ProfGrowth	0	0.00	0	0.00	0	0	0	15,850	15,850
33-5516-0002	Northstar Evaluation	4,174	0.05	2,812	0.05	1,888	0	8,874	0	8,874
33-5516-0003	NCFF Child Care Partnership CCP	0	0.00	4,119	0.05	1,114	0	5,233	0	5,233
33-5516-0005	Education Child Dev	0	0.00	0	0.00	0	0	0	17,200	17,200
33-5516-0006	21st Century Observa	2,646	0.04	16,902	0.30	5,286	0	24,834	0	24,834
33-5516-0007	NCFF Design Thinking	11,634	0.15	19,503	0.35	8,419	0	39,556	0	39,556
33-5516-0009	Communities For Kids	0	0.00	6,619	0.04	1,790	0	8,409	0	8,409
33-5516-0010	Ready Rosie C4K+	36,855	0.49	81,666	1.36	32,043	0	150,564	0	150,564
33-5518-0001	FD Supp&ProfGrowth	0	0.00	0	0.00	0	0	0	12,400	12,400
33-5520-1002	GM Supp&ProfGrowth	0	0.00	0	0.00	0	0	0	35,125	35,125
33-5524-0001	OT Supp&ProfGrowth	0	0.00	0	0.00	0	0	0	15,860	15,860
33-5526-0001	Child Resp Care CtrP	8,165	0.05	58,893	0.95	18,129	0	85,187	0	85,187
33-5526-0002	PT Supp&Growth	0	0.00	0	0.00	0	0	0	19,060	19,060
33-5528-0003	ACT Support & Professional Growth	0	0.00	0	0.00	0	0	0	8,460	8,460
33-5528-0004	SKUTT HIGH SCHOOL	0	0.00	25,002	0.50	6,759	0	31,761	0	31,761
33-5528-0007	Millard Pub. School	8,531	0.10	0	0.00	2,307	0	10,838	0	10,838
33-5528-0008	BHECN MOU	28,435	0.32	0	0.00	7,686	0	36,121	0	36,121
33-5528-0009	PSY Supp&ProfGrowth	0	0.00	0	0.00	0	0	0	46,300	46,300
33-5528-0010	UHCCP RuralBehav Int	0	0.00	50,004	1.00	13,518	0	63,522	0	63,522
33-5528-0011	Franciscan Healthcare	5,243	0.05	0	0.00	1,417	0	6,660	0	6,660
33-5530-0001	Recreational Therapy	0	0.00	0	0.00	0	0	0	15,200	15,200
33-5532-0003	SLP Supp&ProfGrowth	0	0.00	0	0.00	0	0	0	27,059	27,059
33-5534-0001	UCEDD	0	0.00	0	0.00	0	0	0	15,200	15,200

COST OBJECT LISTING BY SUB PROGRAM
2021-2022GENERAL OPERATING BUDGET
UNIVERSITY OF NEBRASKA MEDICAL CENTER

SUBPROGRAM #/NAME: 55 Munroe-Meyer Institute

UNMC-Auxiliary-739 Auxiliaries & Services/Restricted

COST OBJECT		FACULTY Dollar	FACULTY FTE	NON FACULTY Dollar	NON FACULTY FTE	EMPLOYEE BENEFITS	PERSONAL SERVICE CREDITS	TOTAL PERSONAL SERVICES	TOTAL OPERATING EXPENSES	TOTAL
33-5534-0002	Boystown PRC	0	0.00	15,543	0.45	4,202	0	19,745	0	19,745
33-5536-0001	LEND	0	0.00	0	0.00	0	0	0	15,200	15,200
33-5552-0101	ECD Support & Professional Growth	0	0.00	0	0.00	0	0	0	24,930	24,930
33-5552-0105	CSI Kid's Squad Mental Health	0	0.00	33,491	0.53	9,054	0	42,545	0	42,545
33-5552-0106	Learning Community	12,094	0.15	171,990	2.93	49,766	0	233,850	0	233,850
33-5552-0108	Early Childhood Services	0	0.00	54,626	0.90	14,768	0	69,394	0	69,394
33-5552-0111	21st Century NDE	24,123	0.30	47,619	0.84	19,396	0	91,138	0	91,138
33-5552-0126	NDE PBIS	8,347	0.10	47,653	0.80	15,139	0	71,139	0	71,139
33-5552-0130	People First	0	0.00	9,390	0.15	2,538	0	11,928	0	11,928
33-5552-0132	BECI-LC ECPlan Contr	4,024	0.05	102,749	1.70	28,865	0	135,638	0	135,638
33-5552-0134	Educare WinnebagoPrg	5,292	0.07	37,060	0.63	11,449	0	53,801	0	53,801
33-5552-0135	Lifespan Respite - Eastern Region	0	0.00	42,104	1.00	11,382	0	53,486	0	53,486
33-5552-0136	ADRC-Agencies on Age	0	0.00	13,340	0.37	3,605	0	16,945	0	16,945
33-5552-0602	Behavioral Psych PhD Student Acct	0	0.00	4,000	0.00	1,081	0	5,081	0	5,081
33-5552-0610	RT Support & Professional Growth	0	0.00	0	0.00	0	0	0	8,550	8,550
33-5552-0611	LEND Support and Prof Growth	0	0.00	0	0.00	0	0	0	2,520	2,520
33-5552-0612	UCEDD Support & Prof Growth	0	0.00	0	0.00	0	0	0	10,010	10,010
33-5552-0618	NE Med SLP Services	16,380	0.23	753,371	10.96	208,100	0	977,851	0	977,851
33-5552-0722	Autism Care Toddler Clinic	32,562	0.32	893,348	22.95	250,318	0	1,176,228	0	1,176,228
33-5552-0723	SLP Clinical Fees	106,551	0.95	520,378	7.63	169,489	0	796,418	0	796,418
33-5552-0724	Buffett Cancer Center Contract	0	0.00	36,823	0.44	9,955	0	46,778	0	46,778
33-5552-0729	DM Clinical Fees	23,540	0.20	0	0.00	6,365	0	29,905	0	29,905
33-5552-0731	MMI IT Expenses	0	0.00	323,362	3.90	87,419	0	410,781	0	410,781
33-5552-1800	Outpatient Center	0	0.00	216,723	2.86	58,591	0	275,314	0	275,314
33-5552-2002	Genetic Medicine	526,018	3.83	748,650	11.19	344,604	0	1,619,272	0	1,619,272
	TOTAL	**1,148,442**	**10.08**	**4,711,162**	**84.01**	**1,584,128**	**0**	**7,443,732**	**338,924**	**7,782,656**
	SUB PROGRAM TOTAL	**4,854,718**	**50**	**13,504,392**	**281**	**3,471,791**	**0**	**21,830,901**	**618,358**	**22,449,259**

SUBPROGRAM #/NAME: 56 Dental Clinic

UNMC-State General Fund-731 Cash & Student Contracts/Designated

COST OBJECT		FACULTY Dollar	FACULTY FTE	NON FACULTY Dollar	NON FACULTY FTE	EMPLOYEE BENEFITS	PERSONAL SERVICE CREDITS	TOTAL PERSONAL SERVICES	TOTAL OPERATING EXPENSES	TOTAL
31-5605-0016	Clinic Administration	0	0.00	1,446,630	36.89	393,485	0	1,840,115	3,120,537	4,960,652
31-5605-0026	Dental Hygiene	48,922	0.61	0	0.00	13,307	0	62,229	12,195	74,424
31-5605-0036	Clinic Computer	0	0.00	71,930	1.00	19,566	0	91,496	102,621	194,117
31-5605-0076	Orthodontics Clinic	13,732	0.36	136,884	3.80	40,966	0	191,582	51,239	242,821
31-5605-0086	Pedodontics Clinic	2,404	0.10	60,194	1.75	17,026	0	79,624	16,132	95,756
31-5605-0096	Dept of Surgical Specialties	87,874	1.26	242,521	5.80	89,867	0	420,262	35,549	455,811
31-5605-0097	Undergrad Endo Clinic	0	0.00	0	0.00	0	0	0	18,870	18,870
31-5605-0098	Grad Endo Clinic	0	0.00	0	0.00	0	0	0	62,297	62,297
31-5605-0099	Grad Perio Clinic	0	0.00	0	0.00	0	0	0	30,372	30,372
31-5605-0106	Undergrad Clinics	208,487	2.30	467,516	13.00	183,874	0	859,877	560,732	1,420,609
31-5605-0136	Dental Clinic-Radiology	0	0.00	77,518	2.00	21,085	0	98,603	34,254	132,857
31-5605-0306	Dental Clinic-General Prac-UNMC Exp	111,284	1.15	400,097	8.20	139,095	0	650,476	197,298	847,774
31-5605-0307	AEGD DENTAL CLINIC	0	0.00	176,628	5.00	48,042	0	224,670	0	224,670
31-5605-0316	Pedi-Dent Clinic-UNMC	0	0.00	537,268	13.25	146,135	0	683,403	168,913	852,316
31-5691-0008	Neb Medicaid Ehhancement Revenue	120,141	1.63	183,538	2.00	82,600	0	386,279	194,123	580,402
31-5691-3000	COSTSHARING/ 36-0915-3002-001	4,914	0.07	0	0.00	1,338	0	6,252	0	6,252

COST OBJECT LISTING BY SUB PROGRAM
2021-2022GENERAL OPERATING BUDGET
UNIVERSITY OF NEBRASKA MEDICAL CENTER

SUBPROGRAM #/NAME: 56 Dental Clinic

	TOTAL	**597,758**	**7.48**	**3,800,724**	**92.69**	**1,196,386**	**0**	**5,594,868**	**4,605,132**	**10,200,000**

UNMC-Auxiliary-739 Auxiliaries & Services/Restricted

COST OBJECT		FACULTY Dollar	FACULTY FTE	NON FACULTY Dollar	NON FACULTY FTE	EMPLOYEE BENEFITS	PERSONAL SERVICE CREDITS	TOTAL PERSONAL SERVICES	TOTAL OPERATING EXPENSES	TOTAL
33-5652-0776	Post-Graduate Dentistry	0	0.00	57,463	1.20	15,535	0	72,998	0	72,998
	TOTAL	**0**	**0.00**	**57,463**	**1.20**	**15,535**	**0**	**72,998**	**0**	**72,998**
	SUB PROGRAM TOTAL	**597,758**	**7**	**3,858,187**	**94**	**1,211,921**	**0**	**5,667,866**	**4,605,132**	**10,272,998**

SUBPROGRAM #/NAME: 57 Tobacco Fund Research

31-5703-0064	Activity Agng Latino	0	0.00	0	0.47	0	0	0	0	0
31-5712-0053	Hollingsworth Pancreatic Spore Prog	0	0.20	0	1.25	0	0	0	0	0
31-5712-0073	Eppley-Karpf Recruitment	0	0.84	0	0.00	0	0	0	0	0
31-5712-7041	COSTSHARING/ 34-1905-2224-001	0	0.26	0	0.00	0	0	0	0	0
31-5713-0023	Mohd Wasim Nasser Recruitment	0	0.75	0	0.00	0	0	0	0	0
31-5721-0022	Schiller Recuitment	0	0.82	0	0.00	0	0	0	0	0
31-5721-0044	FISHER RECRUITMENT	0	0.00	0	1.00	0	0	0	0	0
31-5721-0107	Pipinos Retention	0	0.00	0	1.00	0	0	0	0	0
31-5721-0124	Mishra Recruitment	0	0.00	0	0.34	0	0	0	0	0
31-5721-0139	JAMES LAWLER RECRUITMENT	0	0.03	0	0.00	0	0	0	0	0
31-5721-0148	SO YOUN KIM RECRUIT	0	0.60	0	0.00	0	0	0	0	0
31-5721-0156	A FISHER RECRUITMENT	0	0.00	0	1.00	0	0	0	0	0
31-5721-0158	SURGERY-EVANS EPIDEM	0	0.00	0	0.95	0	0	0	0	0
31-5721-3006	LAWLER RECRUITMENT	0	0.00	0	1.00	0	0	0	0	0
31-5721-3009	R MANNON RECRUITMENT	0	0.00	0	2.00	0	0	0	0	0
31-5721-3013	Telederm Imprv Accss	0	0.00	0	0.00	0	0	0	0	0
31-5721-3019	Gilk Recruitment	0	0.50	0	1.00	0	0	0	0	0
31-5721-3022	RDAR Meth Use Dsordr	0	0.00	0	0.15	0	0	0	0	0
31-5725-0071	GP Idea Ctr Kedar	0	0.00	0	0.50	0	0	0	0	0
31-5727-0010	CHAIN PILOT AWARD	0	0.00	0	0.20	0	0	0	0	0

UNMC-State General Fund-731 Cash & Student Contracts/Designated

COST OBJECT		FACULTY Dollar	FACULTY FTE	NON FACULTY Dollar	NON FACULTY FTE	EMPLOYEE BENEFITS	PERSONAL SERVICE CREDITS	TOTAL PERSONAL SERVICES	TOTAL OPERATING EXPENSES	TOTAL
31-5701-0001	Biomedical Research Development Fund	1,945,410	0.00	3,725,668	0.00	941,495	0	6,612,573	5,187,427	11,800,000
31-5703-0009	Minority Health Education & Research	0	0.00	0	2.07	0	0	0	0	0
31-5705-0041	Core Research Support Lab Equip	0	0.00	0	1.50	0	0	0	0	0
31-5712-0047	H Band Research	0	0.29	0	0.00	0	0	0	0	0
31-5712-0059	Eppley-Natarajan Recruitment	0	0.10	0	0.00	0	0	0	0	0
31-5712-0071	Epp-P Singh Recruitment	0	0.11	0	0.00	0	0	0	0	0
31-5712-0082	Radhakrishnan Recr	0	0.38	0	0.00	0	0	0	0	0
31-5712-0126	N Woods Recruitment	0	0.38	0	0.00	0	0	0	0	0
31-5712-0131	Epp ElGamal Research	0	0.70	0	0.00	0	0	0	0	0
31-5713-0005	Editorial Project	0	0.00	0	1.00	0	0	0	0	0
31-5713-0009	COM-Batra-Biochem Chair	0	0.20	0	0.00	0	0	0	0	0
31-5721-0018	Clinical Data Research Network (McClay)	0	0.20	0	0.00	0	0	0	0	0
31-5721-0103	Bayles Basic Science Research	0	0.00	0	0.50	0	0	0	0	0
31-5721-0118	COM-Baxter Recruitment-Gen Surg	0	0.00	0	0.50	0	0	0	0	0
31-5729-0021	Bell Lab Support	0	0.31	0	0.00	0	0	0	0	0
	TOTAL	**1,945,410**	**2.67**	**3,725,668**	**5.57**	**941,495**	**0**	**6,612,573**	**5,187,427**	**11,800,000**
	SUB PROGRAM TOTAL	**1,945,410**	**7**	**3,725,668**	**16**	**941,495**	**0**	**6,612,573**	**5,187,427**	**11,800,000**

COST OBJECT LISTING BY SUB PROGRAM
2021-2022GENERAL OPERATING BUDGET
UNIVERSITY OF NEBRASKA MEDICAL CENTER

SUBPROGRAM #/NAME: 58 Anatomical Board

31-5801-0100	Anatomical Board-Agency Account	0	0.00	0	1.53	0	0	0	0	0

SUBPROGRAM #/NAME: 71 UNMC/Eppley Center Cancer Research & Care

UNMC-State General Fund-731 State & University Generated/Unrestricted

COST OBJECT		FACULTY Dollar	FACULTY FTE	NON FACULTY Dollar	NON FACULTY FTE	EMPLOYEE BENEFITS	PERSONAL SERVICE CREDITS	TOTAL PERSONAL SERVICES	TOTAL OPERATING EXPENSES	TOTAL
31-7101-0001	POE-Cancer Prevention and Control Progra	77,770	0.44	350,319	3.66	116,441	0	544,530	0	544,530
	TOTAL	**77,770**	**0.44**	**350,319**	**3.66**	**116,441**	**0**	**544,530**	**0**	**544,530**

UNMC-Trust-Grant/Cont/Loan/End-738 Trust/Restricted

COST OBJECT		FACULTY Dollar	FACULTY FTE	NON FACULTY Dollar	NON FACULTY FTE	EMPLOYEE BENEFITS	PERSONAL SERVICE CREDITS	TOTAL PERSONAL SERVICES	TOTAL OPERATING EXPENSES	TOTAL
36-7107-2027629	LB595 Administrative Core	0	0.00	144,264	1.90	32,366	0	176,630	0	176,630
36-7107-2027633	LB595 Pathology Shared Resources	0	0.00	21,554	0.50	4,835	0	26,389	0	26,389
36-7107-2027634	LB595 Clinical Research Support	0	0.00	125,561	2.09	28,169	0	153,730	0	153,730
36-7107-2027674	LB595 Structural Biology-NMR, Crystallog	0	0.00	37,700	0.50	8,459	0	46,159	0	46,159
36-7107-2027675	LB595 Molecular Biology-Organoid	20,305	0.25	38,521	0.75	13,198	0	72,024	0	72,024
36-7107-2027676	LB595 Synthetic & Medicinal Chemistry	12,515	0.25	16,565	0.25	6,524	0	35,604	0	35,604
36-7107-2027678	LB595 Biomedical Informatics	0	0.00	50,725	0.50	11,380	0	62,105	0	62,105
36-7107-2027679	LB595 Lab Services	0	0.00	39,285	0.35	8,813	0	48,098	0	48,098
36-7111-2025604	LB595 Cowan Recruitment (M. Ponnusamy)	25,750	0.50	50,540	1.00	17,116	0	93,406	0	93,406
36-7127-2025602	LB595 Cowan Recruitment (A. Mohs)	0	0.00	21,000	0.70	4,711	0	25,711	0	25,711
37-7109-2007001	Cattlemen'S Ball Fund	0	0.00	16,131	0.33	3,619	0	19,750	0	19,750
37-7109-2009001	L Batt Cancer Rsch	41,200	0.25	0	0.00	9,242	0	50,442	0	50,442
37-7109-2012001	Eppley	40,000	0.00	0	0.00	8,974	0	48,974	0	48,974
37-7109-4001001	Eppley	19,397	0.08	0	0.00	4,351	0	23,748	0	23,748
37-7109-9001002	Liz Karnes Legacy Related Activities	0	0.00	243,343	4.16	54,593	0	297,936	0	297,936
37-7109-9001003	Clinical Research - Non-Therapeutic	0	0.00	35,378	0.36	7,936	0	43,314	0	43,314
37-7109-9001004	Clinical Research - Protocal Review Moni	0	0.00	5,078	0.08	1,139	0	6,217	0	6,217
	TOTAL	**159,167**	**1.33**	**845,645**	**13.47**	**225,425**	**0**	**1,230,237**	**0**	**1,230,237**
	SUB PROGRAM TOTAL	**236,937**	**2**	**1,195,964**	**17**	**341,866**	**0**	**1,774,767**	**0**	**1,774,767**

SUBPROGRAM #/NAME: 72 CHRI

UNMC-State General Fund-731 State & University Generated/Unrestricted

COST OBJECT		FACULTY Dollar	FACULTY FTE	NON FACULTY Dollar	NON FACULTY FTE	EMPLOYEE BENEFITS	PERSONAL SERVICE CREDITS	TOTAL PERSONAL SERVICES	TOTAL OPERATING EXPENSES	TOTAL
31-7210-6010	LB905 SPCRF DURDEN	0	0.00	0	0.00	0	0	0	374,535	374,535
31-7210-6110	LB905 SPCRF COULTER	202,120	2.46	164,908	3.00	99,832	0	466,860	0	466,860
31-7210-6500	LB905 SPRF Rollup	190,182	0.00	441,867	0.00	47,032	0	679,081	0	679,081
31-7210-6537	LB905 PedCancer Coul	0	0.00	5,500	0.11	1,497	0	6,997	0	6,997
31-7210-6546	LB905 PedCan SubCent	0	0.00	24,435	0.50	6,646	0	31,081	0	31,081
31-7210-6547	LB905 PedCancerCoul15	0	0.00	48,528	0.75	13,201	0	61,729	0	61,729
31-7210-6552	LB905 CoulterMahato4	0	0.00	6,784	0.18	1,846	0	8,630	0	8,630
31-7210-6553	LB905 SPCRF CoulBan3	0	0.00	4,285	0.10	1,165	0	5,450	0	5,450
31-7210-6554	LB905 DevAssessSaliv	0	0.00	3,701	0.05	1,007	0	4,708	0	4,708
	TOTAL	**392,302**	**2.46**	**700,008**	**4.69**	**172,226**	**0**	**1,264,536**	**374,535**	**1,639,071**

UNMC-Federal Letter of Credit-736 Federal/Restricted

COST OBJECT		FACULTY Dollar	FACULTY FTE	NON FACULTY Dollar	NON FACULTY FTE	EMPLOYEE BENEFITS	PERSONAL SERVICE CREDITS	TOTAL PERSONAL SERVICES	TOTAL OPERATING EXPENSES	TOTAL
34-7213-2000001	CHRI Rare Diseases	45,200	1.00	18,046	0.39	12,418	0	75,664	0	75,664

COST OBJECT LISTING BY SUB PROGRAM
2021-2022GENERAL OPERATING BUDGET
UNIVERSITY OF NEBRASKA MEDICAL CENTER

SUBPROGRAM #/NAME: 72 CHRI

UNMC-Federal Letter of Credit-736 Federal/Restricted

COST OBJECT		FACULTY Dollar	FACULTY FTE	NON FACULTY Dollar	NON FACULTY FTE	EMPLOYEE BENEFITS	PERSONAL SERVICE CREDITS	TOTAL PERSONAL SERVICES	TOTAL OPERATING EXPENSES	TOTAL
34-7220-3000005	CHRI Child Health Policy	20,340	0.15	83,519	1.19	20,392	0	124,251	0	124,251
34-7220-3001004	Assuring Comprehensive Prevention and Tr	28,476	0.21	83,330	1.07	21,954	0	133,760	0	133,760
34-7220-3002006	CHRI	49,887	0.38	222,103	3.21	53,406	0	325,396	0	325,396
	TOTAL	**143,903**	**1.74**	**406,998**	**5.86**	**108,170**	**0**	**659,071**	**0**	**659,071**

UNMC-Trust-Grant/Cont/Loan/End-738 Trust/Restricted

COST OBJECT		FACULTY Dollar	FACULTY FTE	NON FACULTY Dollar	NON FACULTY FTE	EMPLOYEE BENEFITS	PERSONAL SERVICE CREDITS	TOTAL PERSONAL SERVICES	TOTAL OPERATING EXPENSES	TOTAL
36-7210-2001001	Children's Health Research Institute	1,741	0.02	0	0.00	391	0	2,132	0	2,132
36-7210-2003001	Children's Health Research Institute	1,898	0.02	0	0.00	426	0	2,324	0	2,324
36-7210-2004001	Children's Health Research Institute	2,062	0.02	0	0.00	462	0	2,524	0	2,524
36-7212-2001888	Children's Health Research Institute	2,654	0.02	0	0.00	595	0	3,249	0	3,249
36-7215-2002001	CHRI General Research	0	0.00	13,489	0.20	3,026	0	16,515	0	16,515
36-7215-2003003	Cystic Fibrosis Care Teaching & Rsch	0	0.00	35,490	0.50	7,962	0	43,452	0	43,452
36-7215-2004002	Measurement of Beta Cell Death in Indivi	8,268	0.18	1,827	0.03	2,265	0	12,360	0	12,360
36-7215-2017001	CHRI General Research	0	0.00	16,026	0.20	3,595	0	19,621	0	19,621
36-7215-2018001	CHRI General Research	4,249	0.09	0	0.00	954	0	5,203	0	5,203
36-7216-2004001	CHRI Neonatology	0	0.00	23,546	0.35	5,283	0	28,829	0	28,829
37-7200-6001002	CHRI Executive Office	159,619	1.83	450,202	5.68	136,812	0	746,633	0	746,633
37-7210-2001001	CHRI	104,000	2.00	0	0.00	23,332	0	127,332	0	127,332
37-7210-2001006	Ronning1 - Team Jack - Power 6	0	0.00	41,186	0.50	9,239	0	50,425	0	50,425
37-7215-6001210	CHRI Deschamp Research Award 2020.1	0	0.00	3,325	0.05	746	0	4,071	0	4,071
37-7215-6001330	CHRI Salomon Pediatric Research Award	0	0.00	9,991	0.12	2,242	0	12,233	0	12,233
37-7215-6001360	CHRI Niebur Pediatric Research Award	0	0.00	38,117	0.65	8,552	0	46,669	0	46,669
37-7215-6001390	CHRI Hansen Pediatric Research Award	0	0.00	19,034	0.50	4,270	0	23,304	0	23,304
37-7217-6001010	CHRI Ortho Halanski Research Pkg	0	0.00	56,650	1.00	12,710	0	69,360	0	69,360
37-7225-6001100	CHRI Critical Care Salomon Start Up Pkg	0	0.00	50,000	1.00	11,217	0	61,217	0	61,217
37-7228-6000001	CHRI	0	0.00	42,224	1.00	9,472	0	51,696	0	51,696
	TOTAL	**284,491**	**4.18**	**801,107**	**11.78**	**243,551**	**0**	**1,329,149**	**0**	**1,329,149**

UNMC-Auxiliary-739 Auxiliaries & Services/Restricted

COST OBJECT		FACULTY Dollar	FACULTY FTE	NON FACULTY Dollar	NON FACULTY FTE	EMPLOYEE BENEFITS	PERSONAL SERVICE CREDITS	TOTAL PERSONAL SERVICES	TOTAL OPERATING EXPENSES	TOTAL
33-7200-6003	CHRI PRO MAIN	0	0.00	1,236,119	17.21	334,185	0	1,570,304	0	1,570,304
33-7200-6100	CHRI Comm Trials Prg	40,644	0.20	62,830	1.00	27,973	0	131,447	0	131,447
	TOTAL	**40,644**	**0.20**	**1,298,949**	**18.21**	**362,158**	**0**	**1,701,751**	**0**	**1,701,751**
	SUB PROGRAM TOTAL	**861,340**	**9**	**3,207,062**	**41**	**886,105**	**0**	**4,954,507**	**374,535**	**5,329,042**

SUBPROGRAM #/NAME: 74 Anatomical Board

UNMC-Trust-Grant/Cont/Loan/End-738 Trust/Restricted

COST OBJECT		FACULTY Dollar	FACULTY FTE	NON FACULTY Dollar	NON FACULTY FTE	EMPLOYEE BENEFITS	PERSONAL SERVICE CREDITS	TOTAL PERSONAL SERVICES	TOTAL OPERATING EXPENSES	TOTAL
36-7405-1001001	Anatomical Board - Agency Accouint	0	0.00	113,310	1.43	25,420	0	138,730	0	138,730
	TOTAL	**0**	**0.00**	**113,310**	**1.43**	**25,420**	**0**	**138,730**	**0**	**138,730**
	SUB PROGRAM TOTAL	**0**	**0**	**113,310**	**1**	**25,420**	**0**	**138,730**	**0**	**138,730**

COST OBJECT LISTING BY SUB PROGRAM
2021-2022GENERAL OPERATING BUDGET
UNIVERSITY OF NEBRASKA MEDICAL CENTER

SUBPROGRAM #/NAME: 82 Munroe-Meyer State Support

UNMC-State General Fund-731 State & University Generated/Unrestricted

COST OBJECT		FACULTY Dollar	FACULTY FTE	NON FACULTY Dollar	NON FACULTY FTE	EMPLOYEE BENEFITS	PERSONAL SERVICE CREDITS	TOTAL PERSONAL SERVICES	TOTAL OPERATING EXPENSES	TOTAL
31-8207-0015	St Entity-Indep Livg	30,000	0.00	0	0.00	5,400	0	35,400	0	35,400
31-8207-0020	MMI Academic Affairs	35,372	0.20	35,926	0.47	19,392	0	90,690	0	90,690
31-8207-4890	Education & Child Development	87,264	1.14	36,191	0.50	33,579	0	157,034	0	157,034
31-8207-5800	HB Munroe Salary	106,725	0.94	117,573	1.80	61,008	0	285,306	0	285,306
31-8207-6800	Administration	79,097	0.43	305,086	1.97	102,373	0	486,556	0	486,556
31-8207-7900	Business Office	0	0.00	324,948	4.89	88,386	0	413,334	0	413,334
31-8207-7910	Human Genetics Lab	43,651	0.40	0	0.00	11,873	0	55,524	0	55,524
31-8207-7920	Recreational Therapy	0	0.00	50,966	0.67	13,863	0	64,829	0	64,829
31-8207-7930	Severe Behavior	86,571	0.90	74,262	0.48	43,747	0	204,580	0	204,580
31-8207-8100	Genetic Medicine	364,422	2.37	147,893	2.55	139,350	0	651,665	0	651,665
31-8207-8390	Occupational Therapy	0	0.00	44,524	0.62	11,191	0	55,715	0	55,715
31-8207-8490	Physical Therapy	82,435	0.59	25,287	0.50	29,301	0	137,023	0	137,023
31-8207-8550	LB901 MMI Psychology Internships	0	0.93	0	1.60	0	0	0	0	0
31-8207-8590	Psychology	495,341	4.56	49,296	1.25	147,981	0	692,618	0	692,618
31-8207-8592	UNO-UNMC MMI OWW ABA	39,685	0.39	0	0.00	10,794	0	50,479	0	50,479
31-8207-8593	COSTSHARING 36-5528-3000-002	0	0.20	0	0.20	0	0	0	0	0
31-8207-8690	Speech-Language Pathology	88,977	0.70	59,493	1.03	40,383	0	188,853	0	188,853
31-8207-8790	Administration Research	120,554	1.38	10,000	0.00	35,510	0	166,064	0	166,064
31-8207-8990	Feeding Disorders	96,451	0.69	31,153	0.50	34,709	0	162,313	0	162,313
31-8207-9400	LB994 Rural Behavioral Health Training	0	0.00	200,000	3.30	47,962	0	247,962	0	247,962
31-8208-0001	iCASD	181,324	1.33	62,795	0.30	60,625	0	304,744	0	304,744
31-8210-0400	POE - iCASD	132,603	1.10	68,169	0.90	52,208	0	252,980	0	252,980
31-8210-0500	Early Intervention	34,227	0.40	0	0.00	9,310	0	43,537	0	43,537
31-8210-0700	Virtual Care	16,573	0.20	0	0.00	4,509	0	21,082	0	21,082
31-8220-0090	POE-Genetic Medicine	173,787	1.29	0	0.00	47,270	0	221,057	0	221,057
31-8234-0001	UCEDD	42,595	0.35	0	0.00	9,915	0	52,510	0	52,510
	TOTAL	**2,337,654**	**20.49**	**1,643,562**	**23.52**	**1,060,639**	**0**	**5,041,855**	**0**	**5,041,855**
	SUB PROGRAM TOTAL	**2,337,654**	**20**	**1,643,562**	**24**	**1,060,639**	**0**	**5,041,855**	**0**	**5,041,855**

SUBPROGRAM #/NAME: 83 College of Medicine Clinical

UNMC-Trust-Grant/Cont/Loan/End-738 Trust/Restricted

COST OBJECT		FACULTY Dollar	FACULTY FTE	NON FACULTY Dollar	NON FACULTY FTE	EMPLOYEE BENEFITS	PERSONAL SERVICE CREDITS	TOTAL PERSONAL SERVICES	TOTAL OPERATING EXPENSES	TOTAL
37-8305-3001001	Facilities Management and Plant	0	0.00	183,503	3.00	41,169	0	224,672	0	224,672
37-8306-3001001	MMI	331,006	2.40	8,000	0.00	76,055	0	415,061	0	415,061
37-8310-1002001	House Officer	0	0.00	430,196	5.50	96,514	0	526,710	0	526,710
37-8310-4001001	DDIF Administration	0	0.00	154,838	3.00	34,738	0	189,576	0	189,576
37-8320-1002001	House Officer	241,619	2.19	184,200	3.00	95,532	0	521,351	0	521,351
37-8320-1002002	House Officer Anesth Core Fac	268,570	2.94	0	0.00	60,253	0	328,823	0	328,823
37-8320-3001001	Clinical	6,455,017	56.43	10,000	0.00	1,450,413	0	7,915,430	0	7,915,430
37-8320-4001001	DDIF Administration	84,000	0.80	396,527	6.11	107,806	0	588,333	0	588,333
37-8321-1002001	House Officer	263,412	4.27	168,344	2.64	96,864	0	528,620	0	528,620
37-8321-1002002	House Officer Fam Med Core Fac	167,003	2.65	0	0.00	37,466	0	204,469	0	204,469
37-8321-1002010	House Officer Fam Med Outstate Prog Dir	260,891	1.50	0	0.00	58,530	0	319,421	0	319,421
37-8321-3001001	Clinical	1,269,101	15.43	0	0.00	284,720	0	1,553,821	0	1,553,821
37-8321-3001501	Add'l Clinical Fam Med	83,991	0.45	0	0.00	18,844	0	102,835	0	102,835
37-8321-4001001	DDIF Administration	544,249	6.28	187,089	3.22	164,074	0	895,412	0	895,412
37-8322-1001001	DDIF Instruction	0	0.00	4,432	0.03	994	0	5,426	0	5,426

COST OBJECT LISTING BY SUB PROGRAM
2021-2022GENERAL OPERATING BUDGET
UNIVERSITY OF NEBRASKA MEDICAL CENTER

SUBPROGRAM #/NAME: 83 College of Medicine Clinical

UNMC-Trust-Grant/Cont/Loan/End-738 Trust/Restricted

COST OBJECT		FACULTY Dollar	FACULTY FTE	NON FACULTY Dollar	NON FACULTY FTE	EMPLOYEE BENEFITS	PERSONAL SERVICE CREDITS	TOTAL PERSONAL SERVICES	TOTAL OPERATING EXPENSES	TOTAL
37-8322-1002001	House Officer	0	0.00	151,887	2.50	34,075	0	185,962	0	185,962
37-8322-1002002	Med Peds IM-Admin	50,100	0.20	37,048	0.50	19,552	0	106,700	0	106,700
37-8322-1002003	House Officer IM-Admin Med Peds	44,359	1.08	0	0.00	9,951	0	54,310	0	54,310
37-8322-2001001	DDIF Research	11,550	0.09	9,690	0.10	4,765	0	26,005	0	26,005
37-8322-4001001	DDIF Administration	0	0.00	119,620	2.00	26,838	0	146,458	0	146,458
37-8322-4001002	DDIF Admin - IM Rsch Adm	0	0.00	48,394	1.00	10,857	0	59,251	0	59,251
37-8324-1001001	DDIF Instruction	0	0.00	25,881	0.67	5,806	0	31,687	0	31,687
37-8324-1002001	House Officer	252,418	3.26	78,773	1.40	74,302	0	405,493	0	405,493
37-8324-1002002	House Officer IM-Card Core Fac	114,994	2.25	0	0.00	25,799	0	140,793	0	140,793
37-8324-2001001	DDIF Research	271,455	3.65	178,877	3.05	101,030	0	551,362	0	551,362
37-8324-3001001	Clinical	736,210	11.60	0	0.00	165,167	0	901,377	0	901,377
37-8324-4001001	DDIF Administration	185,014	2.05	44,335	1.00	51,454	0	280,803	0	280,803
37-8325-2001001	DDIF Research	0	0.00	368,875	6.50	82,757	0	451,632	0	451,632
37-8326-1001001	DDIF Instruction	0	0.00	1,134	0.02	254	0	1,388	0	1,388
37-8326-1002001	House Officer	5,451	0.13	23,898	0.50	6,584	0	35,933	0	35,933
37-8326-1002002	House Officer IM-DEM Core Fac	26,081	0.38	0	0.00	5,850	0	31,931	0	31,931
37-8326-2001001	DDIF Research	32,108	0.27	0	0.00	7,204	0	39,312	0	39,312
37-8326-3001001	Clinical	379,940	6.08	0	0.00	85,239	0	465,179	0	465,179
37-8326-4001001	DDIF Administration	23,682	0.20	0	0.00	5,314	0	28,996	0	28,996
37-8327-1001001	DDIF Instruction	0	0.00	30,716	0.41	6,892	0	37,608	0	37,608
37-8327-1002002	House Officer IM-GM Core Fac	11,700	0.13	0	0.00	2,626	0	14,326	0	14,326
37-8327-2001001	DDIF Research	46,845	0.55	0	0.00	10,510	0	57,355	0	57,355
37-8327-3001001	Clinical	722,030	10.62	0	0.00	161,986	0	884,016	0	884,016
37-8327-4001001	DDIF Administration	89,660	1.13	84,208	1.59	39,007	0	212,875	0	212,875
37-8328-1001001	DDIF Instruction	0	0.00	10,870	0.15	2,438	0	13,308	0	13,308
37-8328-1002001	House Officer	87,960	1.23	38,400	0.79	28,348	0	154,708	0	154,708
37-8328-1002002	House Off IMGer Core Fac	18,681	0.38	0	0.00	4,191	0	22,872	0	22,872
37-8328-2001001	DDIF Research	31,218	0.69	24,229	0.50	12,440	0	67,887	0	67,887
37-8328-3001001	Clinical	89,847	1.71	22,838	0.30	25,281	0	137,966	0	137,966
37-8328-4001001	DDIF Administration	16,094	0.30	28,928	0.50	10,101	0	55,123	0	55,123
37-8329-1002001	House Officer	78,661	0.95	56,698	1.00	30,367	0	165,726	0	165,726
37-8329-1002002	House Officer IM-GI Core Fac	100,998	1.63	0	0.00	22,659	0	123,657	0	123,657
37-8329-2001001	DDIF Research	112,975	1.19	0	0.00	25,346	0	138,321	0	138,321
37-8329-3001001	Clinical	518,980	6.89	0	0.00	116,431	0	635,411	0	635,411
37-8329-4001001	DDIF Administration	0	0.00	87,980	2.00	19,738	0	107,718	0	107,718
37-8331-1001001	IM-HOSPITAL MEDICINE	0	0.00	46,589	0.67	10,453	0	57,042	0	57,042
37-8331-1002001	IM-Hospital Medicine	12,500	0.31	0	0.00	2,806	0	15,306	0	15,306
37-8331-1002002	IM Hospital Med-Core Faculty	220,300	4.13	0	0.00	49,423	0	269,723	0	269,723
37-8331-2001001	IM-Hospital Medicine	59,863	0.53	0	0.00	13,431	0	73,294	0	73,294
37-8331-3001001	IM-Hospital Medicine	2,023,953	42.83	0	0.00	454,070	0	2,478,023	0	2,478,023
37-8332-1002001	House Officer	52,000	0.63	27,405	0.60	17,814	0	97,219	0	97,219
37-8332-1002002	House Officer IM-ID Core Fac	14,797	0.27	0	0.00	3,320	0	18,117	0	18,117
37-8332-2001001	DDIF Research	52,905	0.97	0	0.00	11,869	0	64,774	0	64,774
37-8332-3001001	Clinical	111,055	1.91	0	0.00	24,915	0	135,970	0	135,970
37-8332-4001001	DDIF Administration	86,281	1.38	152,335	2.50	53,533	0	292,149	0	292,149
37-8334-1002001	House Officer	76,500	0.84	32,195	0.60	24,385	0	133,080	0	133,080
37-8334-1002002	House Officer IM-Onc Core Fac	51,000	0.88	0	0.00	11,442	0	62,442	0	62,442
37-8334-2001001	DDIF Research	6,442	0.13	161,734	3.25	37,729	0	205,905	0	205,905
37-8334-3001001	Clinical	770,670	9.91	0	0.00	172,898	0	943,568	0	943,568
37-8334-4001001	DDIF Administration	35,248	0.36	71,022	1.00	23,841	0	130,111	0	130,111
37-8335-2001001	Internal Medicine FPBCC-CRC	0	0.00	760,416	11.70	170,598	0	931,014	0	931,014

COST OBJECT LISTING BY SUB PROGRAM
2021-2022GENERAL OPERATING BUDGET
UNIVERSITY OF NEBRASKA MEDICAL CENTER

SUBPROGRAM #/NAME: 83 College of Medicine Clinical

UNMC-Trust-Grant/Cont/Loan/End-738 Trust/Restricted

COST OBJECT		FACULTY Dollar	FACULTY FTE	NON FACULTY Dollar	NON FACULTY FTE	EMPLOYEE BENEFITS	PERSONAL SERVICE CREDITS	TOTAL PERSONAL SERVICES	TOTAL OPERATING EXPENSES	TOTAL
37-8336-1002001	Allergy	23,632	0.54	0	0.00	5,301	0	28,933	0	28,933
37-8336-2001001	Allergy	49,885	0.50	0	0.00	11,191	0	61,076	0	61,076
37-8336-3001001	Allergy	58,946	1.30	0	0.00	13,224	0	72,170	0	72,170
37-8337-1001001	DDIF Instruction	0	0.00	1,868	0.02	419	0	2,287	0	2,287
37-8337-1002001	House Officer	75,495	1.25	41,868	0.75	26,331	0	143,694	0	143,694
37-8337-1002002	House Officer - Sleep Fellowship	56,464	0.96	0	0.00	12,668	0	69,132	0	69,132
37-8337-1002003	House Officer - Sleep Fellowship	50,600	1.00	13,956	0.25	14,483	0	79,039	0	79,039
37-8337-2001001	DDIF Research	57,542	0.43	28,239	0.51	19,245	0	105,026	0	105,026
37-8337-3001001	Clinical	221,072	2.93	0	0.00	49,597	0	270,669	0	270,669
37-8337-4001001	DDIF Administration	94,874	0.89	0	0.00	21,285	0	116,159	0	116,159
37-8340-1002001	House Officer	21,742	0.22	0	0.00	4,878	0	26,620	0	26,620
37-8340-1002002	House Officer IM-Neph Core Fac	52,000	1.08	0	0.00	11,666	0	63,666	0	63,666
37-8340-3001001	Clinical	212,206	2.89	0	0.00	47,608	0	259,814	0	259,814
37-8340-4001001	DDIF Administration	0	0.00	69,036	1.41	15,488	0	84,524	0	84,524
37-8341-1001001	DDIF Instruction	0	0.00	30,090	0.39	6,751	0	36,841	0	36,841
37-8341-1002001	House Officer	30,101	0.31	23,440	0.50	12,013	0	65,554	0	65,554
37-8341-1002002	House Officer IM-Rheu Core Fac	21,200	0.33	0	0.00	4,755	0	25,955	0	25,955
37-8341-2001001	DDIF Research	541	0.00	235,987	3.77	53,065	0	289,593	0	289,593
37-8341-3001001	Clinical	105,216	1.36	0	0.00	23,605	0	128,821	0	128,821
37-8341-4001001	DDIF Administration	6,599	0.05	47,040	0.61	12,035	0	65,674	0	65,674
37-8350-1002001	House Officer	0	0.00	52,881	0.97	11,864	0	64,745	0	64,745
37-8350-1002002	Fellows Neurosciences	44,000	0.72	0	0.00	9,871	0	53,871	0	53,871
37-8350-2001001	DDIF Research	143,653	0.75	10,000	0.00	34,472	0	188,125	0	188,125
37-8350-3001001	Clinical	1,350,044	17.57	66,617	1.20	317,825	0	1,734,486	0	1,734,486
37-8350-3001501	Add'l Clinical Neuro Sci	379,244	6.95	83,362	1.05	103,785	0	566,391	0	566,391
37-8350-4001001	DDIF Administration	0	0.00	341,001	6.07	76,503	0	417,504	0	417,504
37-8360-1002001	House Officer	14,610	0.33	48,000	1.00	14,046	0	76,656	0	76,656
37-8360-1002002	House Officer OB/GYN Core Fac	76,546	1.18	0	0.00	17,173	0	93,719	0	93,719
37-8360-2001001	DDIF Research	50,000	0.77	0	0.00	11,217	0	61,217	0	61,217
37-8360-3001001	Clinical	458,633	5.01	0	0.00	102,893	0	561,526	0	561,526
37-8360-3001501	Add'l Clinical OB/GYN	0	0.00	75,613	0.31	16,964	0	92,577	0	92,577
37-8360-4001001	DDIF Administration	0	0.00	61,736	1.31	13,850	0	75,586	0	75,586
37-8370-1002001	House Officer	0	0.00	27,959	0.50	6,273	0	34,232	0	34,232
37-8370-1002002	House Officer Opht Core Fac	36,937	0.60	0	0.00	8,287	0	45,224	0	45,224
37-8370-2001001	DDIF Research	215,542	1.48	2,658	0.00	48,952	0	267,152	0	267,152
37-8370-3001001	Clinical	287,587	5.25	0	0.00	64,520	0	352,107	0	352,107
37-8370-3001501	Add'l Clinical Opht	218,660	4.60	0	0.00	49,056	0	267,716	0	267,716
37-8370-4001001	DDIF Administration	169,100	2.06	362,064	4.75	119,166	0	650,330	0	650,330
37-8380-1002001	House Officer	111,659	1.00	66,942	0.93	40,069	0	218,670	0	218,670
37-8380-1002002	House Officer Orth Core Fac	172,851	3.02	11,660	0.01	41,395	0	225,906	0	225,906
37-8380-2001001	DDIF Research	110,996	1.04	211,474	3.53	72,346	0	394,816	0	394,816
37-8380-3001001	Clinical	202,422	2.90	0	0.00	45,414	0	247,836	0	247,836
37-8380-3001501	Add'l Clinical Orth	153	0.00	0	0.00	34	0	187	0	187
37-8380-4001001	DDIF Administration	466,313	6.50	183,853	3.00	145,863	0	796,029	0	796,029
37-8390-1001001	DDIF Instruction	120,854	0.47	60,584	0.20	40,705	0	222,143	0	222,143
37-8390-1002001	House Officer	41,160	0.90	59,423	1.20	22,566	0	123,149	0	123,149
37-8390-1002002	House Officer Otol Core Fac	56,695	0.97	0	0.00	12,719	0	69,414	0	69,414
37-8390-3001001	Clinical	367,562	6.10	0	0.00	82,462	0	450,024	0	450,024
37-8390-3001501	Add'l Clinical Otol	202,821	1.33	0	0.00	45,503	0	248,324	0	248,324
37-8390-4001001	DDIF Administration	151,043	3.13	157,159	2.35	69,144	0	377,346	0	377,346

COST OBJECT LISTING BY SUB PROGRAM
2021-2022GENERAL OPERATING BUDGET
UNIVERSITY OF NEBRASKA MEDICAL CENTER

SUBPROGRAM #/NAME: 83 College of Medicine Clinical

TOTAL	**24,188,584**	**309.72**	**6,826,614**	**109.85**	**6,958,203**	**0**	**37,973,401**	**0**	**37,973,401**
SUB PROGRAM TOTAL	**24,188,584**	**310**	**6,826,614**	**110**	**6,958,203**	**0**	**37,973,401**	**0**	**37,973,401**

SUBPROGRAM #/NAME: 84 College of Medicine Clinical

UNMC-Trust-Grant/Cont/Loan/End-738 Trust/Restricted

COST OBJECT		FACULTY Dollar	FACULTY FTE	NON FACULTY Dollar	NON FACULTY FTE	EMPLOYEE BENEFITS	PERSONAL SERVICE CREDITS	TOTAL PERSONAL SERVICES	TOTAL OPERATING EXPENSES	TOTAL
37-8430-1002001	House Officer	153,386	1.95	55,588	1.00	46,884	0	255,858	0	255,858
37-8430-1002002	House Officer Path Core Fac	173,505	2.41	0	0.00	38,926	0	212,431	0	212,431
37-8430-2001001	DDIF Research	824,980	7.64	10,000	0.00	187,325	0	1,022,305	0	1,022,305
37-8430-3001001	Clinical	554,049	5.53	30,544	0.12	131,152	0	715,745	0	715,745
37-8430-3001501	Add'l Clinical Path	183,855	1.55	19,000	0.00	45,511	0	248,366	0	248,366
37-8430-4001001	DDIF Administration	687,896	5.34	302,818	6.08	222,265	0	1,212,979	0	1,212,979
37-8430-4001002	Path Research Overhead	0	0.00	49,894	1.00	11,195	0	61,089	0	61,089
37-8430-4001003	Path Education Overhead	0	0.00	99,929	2.00	22,418	0	122,347	0	122,347
37-8432-1002001	MMI	37,572	0.18	5,717	0.10	9,713	0	53,002	0	53,002
37-8433-1002001	House Officer	0	0.00	30,240	0.63	6,784	0	37,024	0	37,024
37-8433-1002002	House Officer Psych Core Fac	15,903	0.16	0	0.00	3,568	0	19,471	0	19,471
37-8433-3001001	Clinical	339,809	4.22	0	0.00	76,235	0	416,044	0	416,044
37-8433-3001501	Add'l Clinical Psych	245,825	2.20	0	0.00	55,151	0	300,976	0	300,976
37-8440-1002001	House Officer	88,009	1.04	21,463	0.40	24,559	0	134,031	0	134,031
37-8440-1002002	Rad Onc Medical Residency Program	66,200	0.76	12,000	0.05	17,543	0	95,743	0	95,743
37-8440-2001001	DDIF Research	121,231	1.49	51,295	0.78	38,707	0	211,233	0	211,233
37-8440-3001001	Clinical	146,800	1.41	0	0.00	32,935	0	179,735	0	179,735
37-8440-3001501	Add'l Clinical Rad Onc	1,090,680	5.53	79,474	0.34	262,522	0	1,432,676	0	1,432,676
37-8440-4001001	DDIF Administration	321,182	1.31	291,187	4.64	137,384	0	749,753	0	749,753
37-8450-1001001	DDIF Instruction	0	0.00	243	0.00	54	0	297	0	297
37-8450-1002001	House Officer	124,357	1.07	99,205	1.00	50,156	0	273,718	0	273,718
37-8450-1002002	Residents-Diagnostic Radiology	120,330	0.87	15,050	0.35	30,371	0	165,751	0	165,751
37-8450-2001001	DDIF Research	156,342	1.79	0	0.00	35,074	0	191,416	0	191,416
37-8450-3001001	Clinical	1,878,332	23.75	0	0.00	421,399	0	2,299,731	0	2,299,731
37-8450-3001501	Add'l Clinical Rad	124,374	1.41	0	0.00	27,903	0	152,277	0	152,277
37-8450-4001001	DDIF Administration	0	0.00	136,769	2.82	30,684	0	167,453	0	167,453
37-8460-1001001	DDIF Instruction	0	0.00	36,334	0.31	8,150	0	44,484	0	44,484
37-8460-1002001	House Officer	60,600	1.32	99,280	2.00	35,869	0	195,749	0	195,749
37-8460-1002002	HO Sur-Gen Core Fund	243,500	4.11	0	0.00	54,630	0	298,130	0	298,130
37-8460-4001001	DDIF Administration	30,000	0.13	160,649	1.79	42,772	0	233,421	0	233,421
37-8461-2001001	DDIF Research	1,607	0.04	0	0.00	361	0	1,968	0	1,968
37-8461-3001001	Clinical	292,408	5.16	0	0.00	65,601	0	358,009	0	358,009
37-8461-4001001	DDIF Administration	25,000	0.45	133,913	3.00	35,653	0	194,566	0	194,566
37-8462-1002001	House Officer	109,563	0.95	12,425	0.25	27,367	0	149,355	0	149,355
37-8462-1002002	HO Sur - Core Fund	17,948	0.28	0	0.00	4,026	0	21,974	0	21,974
37-8462-2001001	DDIF Research	15,037	0.19	0	0.00	3,373	0	18,410	0	18,410
37-8462-3001001	Clinical	82,267	1.40	0	0.00	18,457	0	100,724	0	100,724
37-8462-4001001	DDIF Administration	0	0.00	47,469	1.00	10,650	0	58,119	0	58,119
37-8463-1001001	DDIF Instruction	0	0.00	25,622	0.31	5,749	0	31,371	0	31,371
37-8463-3001001	Clinical	514,122	6.80	0	0.00	115,341	0	629,463	0	629,463
37-8463-4001001	DDIF Administration	0	0.00	110,255	1.90	24,735	0	134,990	0	134,990
37-8464-1001001	DDIF Instruction	0	0.00	8,486	0.11	1,903	0	10,389	0	10,389
37-8464-1002001	House Officer	64,249	0.72	38,084	0.48	22,957	0	125,290	0	125,290
37-8464-3001001	Clinical	178,747	3.00	0	0.00	40,102	0	218,849	0	218,849
37-8464-4001001	DDIF Administration	25,000	0.28	0	0.00	5,609	0	30,609	0	30,609

COST OBJECT LISTING BY SUB PROGRAM
2021-2022GENERAL OPERATING BUDGET
UNIVERSITY OF NEBRASKA MEDICAL CENTER

SUBPROGRAM #/NAME: 84 College of Medicine Clinical

UNMC-Trust-Grant/Cont/Loan/End-738 Trust/Restricted

COST OBJECT		FACULTY Dollar	FACULTY FTE	NON FACULTY Dollar	NON FACULTY FTE	EMPLOYEE BENEFITS	PERSONAL SERVICE CREDITS	TOTAL PERSONAL SERVICES	TOTAL OPERATING EXPENSES	TOTAL
37-8465-1001001	DDIF Instruction	0	0.00	33,387	0.43	7,490	0	40,877	0	40,877
37-8465-1002001	House Officer	28,825	0.62	23,899	0.50	11,829	0	64,553	0	64,553
37-8465-1002002	HO Sur-Urol Core Fund	66,650	1.12	0	0.00	14,953	0	81,603	0	81,603
37-8465-2001001	DDIF Research	12,076	0.13	0	0.00	2,710	0	14,786	0	14,786
37-8465-3001001	Clinical	180,190	3.32	0	0.00	40,426	0	220,616	0	220,616
37-8465-4001001	DDIF Administration	0	0.00	25,000	0.00	5,609	0	30,609	0	30,609
37-8467-1001001	DDIF Instruction	0	0.00	29,943	0.34	6,718	0	36,661	0	36,661
37-8467-1002001	House Officer	46,300	1.00	24,849	0.50	15,962	0	87,111	0	87,111
37-8467-1002002	HO Sur-Plant Core Fund	17,948	0.25	0	0.00	4,026	0	21,974	0	21,974
37-8467-3001001	Clinical	235,478	2.81	0	0.00	52,828	0	288,306	0	288,306
37-8467-4001001	DDIF Administration	25,000	0.28	44,610	0.95	15,616	0	85,226	0	85,226
37-8468-1001001	DDIF Instruction	0	0.00	58,583	0.64	13,143	0	71,726	0	71,726
37-8468-1002001	House Officer	24,900	0.32	12,702	0.25	8,436	0	46,038	0	46,038
37-8468-2001001	DDIF Research	94,797	0.37	0	0.00	21,268	0	116,065	0	116,065
37-8468-3001001	Clinical	328,819	4.79	0	0.00	73,770	0	402,589	0	402,589
37-8468-4001001	DDIF Administration	25,000	0.25	225,679	4.75	56,240	0	306,919	0	306,919
37-8469-1002001	House Officer	18,400	0.41	12,425	0.25	6,916	0	37,741	0	37,741
37-8469-1002002	HO Sur-Vasc Core Fund	17,946	0.23	0	0.00	4,026	0	21,972	0	21,972
37-8469-2001001	DDIF Research	19,744	0.22	0	0.00	4,430	0	24,174	0	24,174
37-8469-3001001	Clinical	279,897	2.18	0	0.00	62,795	0	342,692	0	342,692
37-8469-4001001	DDIF Administration	0	0.00	117,122	2.00	26,275	0	143,397	0	143,397
37-8470-2001001	House Officer	27,340	0.56	0	0.00	6,133	0	33,473	0	33,473
37-8470-3001001	Clinical	312,754	5.99	0	0.00	70,166	0	382,920	0	382,920
37-8470-4001001	DDIF Administration	25,000	0.38	139,027	3.00	36,798	0	200,825	0	200,825
37-8471-1001001	DDIF Instruction	0	0.00	39,487	0.41	8,858	0	48,345	0	48,345
37-8471-1002001	House Officer	20,000	0.25	24,360	0.49	9,951	0	54,311	0	54,311
37-8471-2001997	COSTSHARING/ 36-5360-2258-001	619	0.01	0	0.00	140	0	759	0	759
37-8471-3001001	Clinical	153,961	2.51	0	0.00	34,540	0	188,501	0	188,501
37-8471-4001001	DDIF Administration	25,000	0.16	172,724	3.49	44,359	0	242,083	0	242,083
37-8480-1002001	House Officer	110,233	2.00	98,228	1.47	46,768	0	255,229	0	255,229
37-8480-1002002	House Officer Emer Med Core Fac	133,040	2.45	0	0.00	29,847	0	162,887	0	162,887
37-8480-2001001	DDIF Research	50,942	0.27	63,151	0.81	25,597	0	139,690	0	139,690
37-8480-3001001	Clinical	676,694	9.89	0	0.00	151,815	0	828,509	0	828,509
37-8480-3001002	Clinical Emer-Med Bellevue	322,500	8.00	0	0.00	72,354	0	394,854	0	394,854
37-8480-3001501	Add'l Clinical Emer-Med	128,504	1.34	100,100	0.60	51,288	0	279,892	0	279,892
37-8480-4001001	DDIF Administration	138,069	1.74	379,697	5.68	116,160	0	633,926	0	633,926
37-8481-4001001	Dean's Business Office	5,000	0.11	0	0.00	1,122	0	6,122	0	6,122
37-8485-1001001	Neurosurgery	0	0.00	24,053	0.28	5,397	0	29,450	0	29,450
37-8485-1002001	Neurosurgery	83,492	0.97	56,628	1.00	31,435	0	171,555	0	171,555
37-8485-1002002	House Off Neurosurg Core Fac	84,691	1.18	0	0.00	19,001	0	103,692	0	103,692
37-8485-2001001	Neurosurgery	50,750	1.00	58,081	1.00	24,416	0	133,247	0	133,247
37-8485-3001001	Neurosurgery	294,746	4.94	0	0.00	66,126	0	360,872	0	360,872
37-8485-3001501	Clinical Add'l Neurosurg	30,000	0.00	0	0.00	6,730	0	36,730	0	36,730
37-8485-4001001	Neurosurgery	0	0.00	273,486	3.37	61,356	0	334,842	0	334,842
37-8490-1002001	Otolaryngology	70,300	1.55	54,665	1.00	28,036	0	153,001	0	153,001
37-8490-3001001	Physical Med & Rehab	18,800	0.42	0	0.00	4,219	0	23,019	0	23,019
37-8490-4001001	Physical Med & Rehab	0	0.00	12,246	0.24	2,747	0	14,993	0	14,993
37-8495-1002001	Clinical Ent - Dermatology	31,900	0.64	23,602	0.50	12,453	0	67,955	0	67,955
37-8495-4001001	Clinical Ent - Dermatology	259,500	5.41	328,261	4.50	131,863	0	719,624	0	719,624
	TOTAL	**13,590,470**	**166.49**	**4,438,928**	**70.91**	**4,044,864**	**0**	**22,074,262**	**0**	**22,074,262**

COST OBJECT LISTING BY SUB PROGRAM
2021-2022GENERAL OPERATING BUDGET
UNIVERSITY OF NEBRASKA MEDICAL CENTER

SUB PROGRAM TOTAL		**13,590,470**	**166**	**4,438,928**	**71**	**4,044,864**	**0**	**22,074,262**	**0**	**22,074,262**

SUBPROGRAM #/NAME: 96 Stores/Services

UNMC-Auxiliary-739 Auxiliaries & Services/Restricted

COST OBJECT		FACULTY Dollar	FACULTY FTE	NON FACULTY Dollar	NON FACULTY FTE	EMPLOYEE BENEFITS	PERSONAL SERVICE CREDITS	TOTAL PERSONAL SERVICES	TOTAL OPERATING EXPENSES	TOTAL
33-9605-0795	Eye Bank	0	0.00	500,040	8.00	135,185	0	635,225	622,370	1,257,595
33-9607-0236	Optical Shop	0	0.00	233,080	5.00	63,012	0	296,092	408,505	704,597
33-9696-0354	Tech Dev UNMC Budget	0	0.00	965,975	9.70	261,150	0	1,227,125	0	1,227,125
33-9696-0357	Technology Development	0	0.00	0	0.00	0	0	0	5,826	5,826
33-9696-0886	Child Care Center	0	0.00	614,058	18.50	166,009	0	780,067	22,775	802,842
	TOTAL	**0**	**0.00**	**2,313,153**	**41.20**	**625,356**	**0**	**2,938,509**	**1,059,476**	**3,997,985**
	SUB PROGRAM TOTAL	**0**	**0**	**2,313,153**	**41**	**625,356**	**0**	**2,938,509**	**1,059,476**	**3,997,985**

SUBPROGRAM #/NAME: 97 Clearing Centers

UNMC-Auxiliary-739 Auxiliaries & Services/Restricted

COST OBJECT		FACULTY Dollar	FACULTY FTE	NON FACULTY Dollar	NON FACULTY FTE	EMPLOYEE BENEFITS	PERSONAL SERVICE CREDITS	TOTAL PERSONAL SERVICES	TOTAL OPERATING EXPENSES	TOTAL
33-9705-0006	Purchased Utilities	0	0.00	0	0.00	0	0	0	61,924	61,924
33-9710-5450	Psychiatry Clinic	17,741	0.19	0	0.00	4,797	0	22,538	0	22,538
33-9710-6975	Nursing Resources And Develpmt	8,861	0.05	0	0.00	2,395	0	11,256	0	11,256
33-9710-7339	Clinical Nutrition	139,925	1.46	11,176	0.09	40,852	0	191,953	0	191,953
	TOTAL	**166,527**	**1.70**	**11,176**	**0.09**	**48,044**	**0**	**225,747**	**61,924**	**287,671**
	SUB PROGRAM TOTAL	**166,527**	**2**	**11,176**	**0**	**48,044**	**0**	**225,747**	**61,924**	**287,671**

SUBPROGRAM #/NAME: 98 Company Balance Sheets

UNMC-Federal Letter of Credit-736 Federal/Restricted

COST OBJECT		FACULTY Dollar	FACULTY FTE	NON FACULTY Dollar	NON FACULTY FTE	EMPLOYEE BENEFITS	PERSONAL SERVICE CREDITS	TOTAL PERSONAL SERVICES	TOTAL OPERATING EXPENSES	TOTAL
34-9899-0011011	Ant Awards-Instruction	0	0.00	0	0.00	0	0	0	19,599,980	19,599,980
34-9899-0022022	Ant Awards-Rsch Other	0	0.00	0	0.00	0	0	0	100,085,552	100,085,552
34-9899-0033033	Ant Awards - Community Service	0	0.00	0	0.00	0	0	0	3,298,528	3,298,528
34-9899-0060061	ANT AWARDS-INSTITUTIONAL ADMIN	0	0.00	0	0.00	0	0	0	2,608,440	2,608,440
	TOTAL	**0**	**0.00**	**0**	**0.00**	**0**	**0**	**0**	**125,592,500**	**125,592,500**

UNMC-Federal Advance-737 Federal/Restricted

COST OBJECT		FACULTY Dollar	FACULTY FTE	NON FACULTY Dollar	NON FACULTY FTE	EMPLOYEE BENEFITS	PERSONAL SERVICE CREDITS	TOTAL PERSONAL SERVICES	TOTAL OPERATING EXPENSES	TOTAL
35-9899-0021021	Ant Awards-Research Instr	0	0.00	0	0.00	0	0	0	5,599,736	5,599,736
	TOTAL	**0**	**0.00**	**0**	**0.00**	**0**	**0**	**0**	**5,599,736**	**5,599,736**

UNMC-Trust-Grant/Cont/Loan/End-738 Trust/Restricted

COST OBJECT		FACULTY Dollar	FACULTY FTE	NON FACULTY Dollar	NON FACULTY FTE	EMPLOYEE BENEFITS	PERSONAL SERVICE CREDITS	TOTAL PERSONAL SERVICES	TOTAL OPERATING EXPENSES	TOTAL
36-9899-0011011	Ant Awards - Instruction	0	0.00	0	0.00	0	0	0	42,867,635	42,867,635
36-9899-0022022	Ant Awards - Rsch Other	0	0.00	0	0.00	0	0	0	68,667,237	68,667,237
36-9899-0033033	Ant Awards - Community Svc	0	0.00	0	0.00	0	0	0	20,307,088	20,307,088
36-9899-0046046	Ant Awards-Academic Admin	0	0.00	0	0.00	0	0	0	5,628,657	5,628,657

COST OBJECT LISTING BY SUB PROGRAM
2021-2022GENERAL OPERATING BUDGET
UNIVERSITY OF NEBRASKA MEDICAL CENTER

SUBPROGRAM #/NAME: 98 Company Balance Sheets

UNMC-Trust-Grant/Cont/Loan/End-738 Trust/Restricted

COST OBJECT		FACULTY Dollar	FACULTY FTE	NON FACULTY Dollar	NON FACULTY FTE	EMPLOYEE BENEFITS	PERSONAL SERVICE CREDITS	TOTAL PERSONAL SERVICES	TOTAL OPERATING EXPENSES	TOTAL
36-9899-0054054	ANT Awards Student Services	0	0.00	0	0.00	0	0	0	28,789	28,789
36-9899-0060061	ANT AWARDS-INSTITUTIONAL ADMIN	0	0.00	0	0.00	0	0	0	390,365	390,365
36-9899-0081081	Ant Awards - Scholarships	0	0.00	0	0.00	0	0	0	2,096,125	2,096,125
	TOTAL	**0**	**0.00**	**0**	**0.00**	**0**	**0**	**0**	**139,985,896**	**139,985,896**

UNMC-Auxiliary-739 Auxiliaries & Services/Restricted

COST OBJECT		FACULTY Dollar	FACULTY FTE	NON FACULTY Dollar	NON FACULTY FTE	EMPLOYEE BENEFITS	PERSONAL SERVICE CREDITS	TOTAL PERSONAL SERVICES	TOTAL OPERATING EXPENSES	TOTAL
33-9813-0056	Accts Rec-Copy Center	0	0.00	0	0.00	0	0	0	56,000	56,000
33-9813-0159	UDA GENERAL	0	0.00	431,373	8.09	116,621	0	547,994	0	547,994
33-9813-0160	UDA PATHOLOGY	0	0.00	33,852	1.00	9,152	0	43,004	0	43,004
33-9854-0006	NCPS Contract	0	0.00	221,077	2.25	59,767	0	280,844	0	280,844
33-9856-0610	CHMC Ped Faculty Sup	36,144	0.30	0	0.00	9,771	0	45,915	0	45,915
33-9899-0070	Ant Income Stores & Services	0	0.00	0	0.00	0	0	0	49,806,350	49,806,350
33-9899-0210	Ant Income-Research	0	0.00	0	0.00	0	0	0	26,062	26,062
33-9899-0910	Ant Inc Indep Operations	0	0.00	0	0.00	0	0	0	697,745	697,745
	TOTAL	**36,144**	**0.30**	**686,302**	**11.34**	**195,311**	**0**	**917,757**	**50,586,157**	**51,503,914**
	SUB PROGRAM TOTAL	**36,144**	**0**	**686,302**	**11**	**195,311**	**0**	**917,757**	**321,764,289**	**322,682,046**

COST OBJECT LISTING BY SUB PROGRAM
2021-2022GENERAL OPERATING BUDGET
UNIVERSITY OF NEBRASKA AT OMAHA

SUBPROGRAM #/NAME: 01 Academics Affairs

UNO-State General Fund-791 State & University Generated/Unrestricted

COST OBJECT		FACULTY Dollar	FACULTY FTE	NON FACULTY Dollar	NON FACULTY FTE	EMPLOYEE BENEFITS	PERSONAL SERVICE CREDITS	TOTAL PERSONAL SERVICES	TOTAL OPERATING EXPENSES	TOTAL
41-0101-0100	Sr V/C - Academic Affairs	0	0.00	1,542,541	12.51	410,417	0	1,952,958	74,911	2,027,869
41-0101-0200	Assessment Office	0	0.00	0	0.00	0	0	0	59,651	59,651
41-0101-0300	Collective Bargaining Expense	0	0.00	0	0.00	0	0	0	34,965	34,965
41-0102-0100	Candidate Expense	0	0.00	0	0.00	0	0	0	13,739	13,739
41-0103-0100	Program Development Curriculum Review	0	0.00	0	0.00	0	0	0	12,996	12,996
41-0104-0100	Faculty Senate	13,000	0.50	10,550	0.25	3,851	0	27,401	6,560	33,961
41-0105-0100	Memberships	0	0.00	0	0.00	0	0	0	73,189	73,189
41-0107-0100	Institutional Effectiveness	0	0.00	523,423	6.00	146,558	0	669,981	31,344	701,325
41-0107-0200	Academic Accreditation	0	0.00	0	0.00	0	0	0	15,000	15,000
41-0199-0100	Budget Adjustment-VCAA	280,233	0.00	843,420	0.00	77,532	0	1,201,185	1,680,301	2,881,486
	TOTAL	**293,233**	**0.50**	**2,919,934**	**18.76**	**638,358**	**0**	**3,851,525**	**2,002,656**	**5,854,181**

UNO-Federal Letter of Credit-796 Federal/Restricted

COST OBJECT		FACULTY Dollar	FACULTY FTE	NON FACULTY Dollar	NON FACULTY FTE	EMPLOYEE BENEFITS	PERSONAL SERVICE CREDITS	TOTAL PERSONAL SERVICES	TOTAL OPERATING EXPENSES	TOTAL
44-0108-1001201	DHS: NCITE Center Y1 ADMIN CORE 12/21	0	0.00	506,424	5.00	114,958	0	621,382	0	621,382
	TOTAL	**0**	**0.00**	**506,424**	**5.00**	**114,958**	**0**	**621,382**	**0**	**621,382**

UNO-Trust-Grant/Cont/Loan/End-798 Trust/Restricted

COST OBJECT		FACULTY Dollar	FACULTY FTE	NON FACULTY Dollar	NON FACULTY FTE	EMPLOYEE BENEFITS	PERSONAL SERVICE CREDITS	TOTAL PERSONAL SERVICES	TOTAL OPERATING EXPENSES	TOTAL
47-0101-2001100	UNF:Regents Professorships	10,000	0.00	0	0.00	2,275	0	12,275	0	12,275
47-0101-2002100	Jefferis Chr Of English	3,000	0.00	0	0.00	683	0	3,683	0	3,683
47-0101-2003100	Kayser Chair	10,000	0.00	0	0.00	2,275	0	12,275	0	12,275
47-0101-2004100	Kiewit Chair	20,000	0.00	0	0.00	3,663	0	23,663	0	23,663
47-0101-2006100	UNF:Ralph Wardle Prof-Arts & Sciences	3,000	0.00	0	0.00	683	0	3,683	0	3,683
47-0101-2007100	UNF:John Lucas Professorship-Bus Admin	5,000	0.00	0	0.00	1,138	0	6,138	0	6,138
47-0101-2008100	UNF:Paul Kennedy Prof-Education	3,000	0.00	0	0.00	150	0	3,150	0	3,150
47-0101-2009100	UNF:Edwin Clark Prof-Fine Arts	3,000	0.00	0	0.00	683	0	3,683	0	3,683
47-0101-2010100	UNF:David Scott Professorship-Cpacs	3,000	0.00	0	0.00	683	0	3,683	0	3,683
47-0101-2012100	UNF:William Hockett Professorship-Acctg	20,000	0.00	0	0.00	4,550	0	24,550	0	24,550
47-0101-2013100	UNF:James Earl Professorship Of Math	5,000	0.00	0	0.00	1,138	0	6,138	0	6,138
47-0101-2014100	Isaacson Chair	30,000	0.00	0	0.00	5,938	0	35,938	0	35,938
47-0101-2015100	UNF:Robert Reilly Prof-Communications	10,000	0.00	0	0.00	2,275	0	12,275	0	12,275
47-0101-2016100	UNF:Varner Professorship	10,000	0.00	0	0.00	2,275	0	12,275	0	12,275
47-0101-2017100	UNF: Nba Professor Of Banking	5,000	0.00	0	0.00	1,138	0	6,138	0	6,138
47-0101-2019100	UNF:Hollie Bethel Professor of Education	10,000	0.00	0	0.00	2,275	0	12,275	0	12,275
47-0101-2020100	UNF: Reynolds Professorship	10,000	0.00	0	0.00	1,388	0	11,388	0	11,388
47-0101-2021100	UNF:Durham Distinguished Professors Fund	40,000	0.00	0	0.00	9,100	0	49,100	0	49,100
47-0101-2022100	UNF: Spire Chair of Music	10,000	0.00	0	0.00	2,275	0	12,275	0	12,275
47-0101-2023100	UNF:Margaret Killian Diamond Prof-Educ	3,000	0.00	0	0.00	683	0	3,683	0	3,683
47-0101-2025100	UNF:Baright Professor of Real Estate	10,000	0.00	0	0.00	2,275	0	12,275	0	12,275
47-0101-2026100	UNF:Terry Haney Chair of Gerontology	15,000	0.00	0	0.00	3,413	0	18,413	0	18,413
47-0101-2029100	UNF:Marguerite Scribante Professorship	10,000	0.00	0	0.00	2,275	0	12,275	0	12,275
47-0101-2030100	UNF:Robert Ackerman Fellow of Community	5,000	0.00	0	0.00	1,138	0	6,138	0	6,138
47-0101-2031100	Thompson Scholars Learning Community	94,733	1.30	515,304	10.00	138,783	0	748,820	0	748,820
47-0101-2032100	UNF:Maury and Nancy Lipton Fund	12,000	0.00	0	0.00	2,730	0	14,730	0	14,730
47-0101-2033100	UNF:James R. Schumacher Trust Fund	20,000	0.00	0	0.00	4,550	0	24,550	0	24,550
47-0101-2035100	UNF:Union Pacific Chair of IS&T	37,000	0.00	0	0.00	8,418	0	45,418	0	45,418
47-0101-2036100	UNF:Dr. George&Sally Haddix Chair STEM	25,000	0.00	0	0.00	5,688	0	30,688	0	30,688

COST OBJECT LISTING BY SUB PROGRAM
2021-2022GENERAL OPERATING BUDGET
UNIVERSITY OF NEBRASKA AT OMAHA

SUBPROGRAM #/NAME: 01 Academics Affairs

UNO-Trust-Grant/Cont/Loan/End-798 Trust/Restricted

COST OBJECT		FACULTY Dollar	FACULTY FTE	NON FACULTY Dollar	NON FACULTY FTE	EMPLOYEE BENEFITS	PERSONAL SERVICE CREDITS	TOTAL PERSONAL SERVICES	TOTAL OPERATING EXPENSES	TOTAL
47-0101-2037100	UNF:FirsTier Visiting Professorship IS&T	10,000	0.00	0	0.00	500	0	10,500	0	10,500
47-0101-2038100	UNF:Dr. George Haddix Chair in Math	20,000	0.00	0	0.00	4,550	0	24,550	0	24,550
47-0101-2039100	UNF:L&F Blumkin Professorship Holocaust	8,000	0.00	0	0.00	1,820	0	9,820	0	9,820
47-0101-2040100	UNF:John Langan Professorship Early Chil	10,000	0.00	0	0.00	2,275	0	12,275	0	12,275
47-0101-2041100	UNF:Blue Cross Blue Shield Chair	20,000	0.00	0	0.00	4,550	0	24,550	0	24,550
47-0101-2043100	UNF:Haddix Community Chair In Science	22,500	0.00	0	0.00	5,119	0	27,619	0	27,619
47-0101-2044100	UNF:S&F Khan Professorship of Biology	5,000	0.00	0	0.00	1,138	0	6,138	0	6,138
47-0101-2045100	UNF:Leo Missinne Professor Gerontology	5,000	0.00	0	0.00	1,138	0	6,138	0	6,138
47-0101-2046100	UNF:Dist. Research Chair in Biomechanics	20,000	0.00	0	0.00	4,550	0	24,550	0	24,550
47-0101-2047100	UNF:Dist Director Service Learning	0	0.00	20,000	0.00	4,550	0	24,550	0	24,550
47-0101-2048100	UNF:John Morgan Chair Inn,Entre&Franch	22,500	0.00	0	0.00	5,119	0	27,619	0	27,619
47-0101-2051100	UNF:Cheryl Prewett Clark Professorship	5,000	0.00	0	0.00	1,138	0	6,138	0	6,138
47-0101-2052100	UNF:Dr. Chuck Powell Professorship	3,000	0.00	0	0.00	683	0	3,683	0	3,683
47-0101-2053100	UNF:Haddix Comm Chair Physical Science	22,500	0.00	0	0.00	5,119	0	27,619	0	27,619
47-0101-2054100	UNF:Goldstein Comm Chair in Human Rights	20,000	0.00	0	0.00	4,550	0	24,550	0	24,550
47-0101-2057100	UNF:Koraleski CBA Professorship Coll Sci	10,000	0.00	0	0.00	2,275	0	12,275	0	12,275
47-0101-2060100	UNF:Julie Hefflinger Professorship Couns	10,000	0.00	0	0.00	500	0	10,500	0	10,500
	TOTAL	**655,233**	**1.30**	**535,304**	**10.00**	**264,112**	**0**	**1,454,649**	**0**	**1,454,649**
	SUB PROGRAM TOTAL	**948,466**	**2**	**3,961,662**	**34**	**1,017,428**	**0**	**5,927,556**	**2,002,656**	**7,930,212**

SUBPROGRAM #/NAME: 03 College of Public Affairs and Community Services

UNO-State General Fund-791 State & University Generated/Unrestricted

COST OBJECT		FACULTY Dollar	FACULTY FTE	NON FACULTY Dollar	NON FACULTY FTE	EMPLOYEE BENEFITS	PERSONAL SERVICE CREDITS	TOTAL PERSONAL SERVICES	TOTAL OPERATING EXPENSES	TOTAL
41-0301-0100	CPACS - Dean	1,122,406	0.00	518,307	4.53	222,572	0	1,863,285	11,912	1,875,197
41-0302-0300	CPACS - Travel	0	0.00	0	0.00	0	0	0	2,563	2,563
41-0305-0100	Center for Public Affairs Rsch	45,876	0.40	103,490	0.96	41,511	0	190,877	12,741	203,618
41-0305-0200	Nebraska Policy Research	0	0.00	118,065	1.72	33,057	0	151,122	439	151,561
41-0305-0300	Labor Studies Institute	95,798	1.00	0	0.00	26,824	0	122,622	37,303	159,925
41-0306-0100	Criminal Justice	1,594,807	19.40	695,699	11.39	590,680	0	2,881,186	85,989	2,967,175
41-0306-0300	Juvenile Justice Institute	64,601	0.68	36,348	0.78	27,380	0	128,329	20,378	148,707
41-0306-0500	Nebraska Center for Justice Research	65,912	1.51	78,117	1.66	32,514	0	176,543	41,792	218,335
41-0306-1400	Criminal Justice Distance Ed	0	0.00	12,272	0.20	3,436	0	15,708	9,715	25,423
41-0307-0100	Aviation Institute	505,015	6.00	152,575	2.99	175,507	0	833,097	72,792	905,889
41-0308-0100	Public Administration	1,136,746	14.40	392,521	6.15	388,491	0	1,917,758	10,067	1,927,825
41-0308-0300	Masters of Public Health	0	0.00	0	0.00	0	0	0	566	566
41-0308-0400	Emergency Management	213,648	3.00	86,512	1.75	83,469	0	383,629	6,687	390,316
41-0308-0410	Tribal Emergency Management	127,805	2.00	22,902	0.50	41,286	0	191,993	6,000	197,993
41-0308-0600	Public Administration - NSGC	0	0.00	52,290	1.00	25,335	0	77,625	0	77,625
41-0309-0100	Gerontology	494,571	7.40	158,112	2.35	178,465	0	831,148	15,399	846,547
41-0309-0200	POE - Health Gerontologist	64,540	1.00	0	0.00	17,893	0	82,433	0	82,433
41-0310-0100	Social Work	907,727	14.00	398,003	8.10	347,469	0	1,653,199	47,711	1,700,910
41-0310-1500	POE - SW Graduate Education	104,986	1.00	0	0.00	29,115	0	134,101	0	134,101
41-0311-0100	Low Income Support-Goodrich	424,759	5.40	239,357	4.30	171,683	0	835,799	23,100	858,899
	TOTAL	**6,969,197**	**77.19**	**3,064,570**	**48.38**	**2,436,687**	**0**	**12,470,454**	**405,154**	**12,875,608**

COST OBJECT LISTING BY SUB PROGRAM
2021-2022GENERAL OPERATING BUDGET
UNIVERSITY OF NEBRASKA AT OMAHA

SUBPROGRAM #/NAME: 03 College of Public Affairs and Community Services

UNO-State General Fund-791 Revolving/Designated

COST OBJECT		FACULTY Dollar	FACULTY FTE	NON FACULTY Dollar	NON FACULTY FTE	EMPLOYEE BENEFITS	PERSONAL SERVICE CREDITS	TOTAL PERSONAL SERVICES	TOTAL OPERATING EXPENSES	TOTAL
42-0302-0100	CPACS - Technology Fee	0	0.00	90,641	2.04	25,841	0	116,482	35,428	151,910
42-0302-0500	CPACS - Distance Education Fee	0	0.00	0	0.00	0	0	0	262,204	262,204
42-0306-0400	CJ - Distance Education Fee	0	0.00	117,647	2.44	33,541	0	151,188	0	151,188
42-0306-9015	FLP - Criminal Justice London Trip	5,000	0.00	0	0.00	1,425	0	6,425	273,919	280,344
42-0307-0300	Adv Simulatn Facility/Aviation Rsrc Cntr	0	0.00	0	0.00	0	0	0	57,000	57,000
42-0308-0100	Municipal Clerks Training	17,057	0.22	15,141	0.56	7,533	0	39,731	64,312	104,043
42-0308-0300	Aviation Fee	0	0.00	0	0.00	0	0	0	29,000	29,000
42-0308-0800	Public Admin - Distance Education Fee	0	0.00	34,930	0.71	9,958	0	44,888	0	44,888
42-0308-1300	Emergency Mgmnt - Distance Education Fee	0	0.00	18,838	0.32	5,370	0	24,208	0	24,208
42-0309-0300	Gerontology - Distance Education Fee	0	0.00	12,500	0.25	3,565	0	16,065	0	16,065
42-0310-0300	Social Work - Distance Education Fee	0	0.00	68,604	1.50	19,559	0	88,163	0	88,163
42-0310-0400	SW - Service Contracts - Harder	0	0.00	26,290	0.50	1,895	0	28,185	100,981	129,166
	TOTAL	**22,057**	**0.22**	**384,591**	**8.32**	**108,687**	**0**	**515,335**	**822,844**	**1,338,179**

UNO-Federal Letter of Credit-796 Federal/Restricted

COST OBJECT		FACULTY Dollar	FACULTY FTE	NON FACULTY Dollar	NON FACULTY FTE	EMPLOYEE BENEFITS	PERSONAL SERVICE CREDITS	TOTAL PERSONAL SERVICES	TOTAL OPERATING EXPENSES	TOTAL
44-0307-1019201	NASA: Neb Space Grant 2/22	0	0.00	123,357	2.00	28,002	0	151,359	0	151,359
	TOTAL	**0**	**0.00**	**123,357**	**2.00**	**28,002**	**0**	**151,359**	**0**	**151,359**

UNO-Trust-Grant/Cont/Loan/End-798 Trust/Restricted

COST OBJECT		FACULTY Dollar	FACULTY FTE	NON FACULTY Dollar	NON FACULTY FTE	EMPLOYEE BENEFITS	PERSONAL SERVICE CREDITS	TOTAL PERSONAL SERVICES	TOTAL OPERATING EXPENSES	TOTAL
46-0305-1005100	UNK: NDOR/FTA Rural Tran 12/21	0	0.00	154,820	2.92	35,222	0	190,042	0	190,042
46-0305-1006100	OLSSON: US DOT NE Mobility Mgmt 7/22	0	0.00	76,688	1.00	17,447	0	94,135	0	94,135
46-0306-0039100	NCLECJ: EB-NE 11/20	0	0.00	47,734	1.22	5,392	0	53,126	0	53,126
46-0306-1088100	Lancaster Co: Reentry Project	30,233	0.32	0	0.00	6,877	0	37,110	0	37,110
47-0306-2004100	UNF:John Morgan Fund	52,886	0.49	73,415	1.50	15,703	0	142,004	0	142,004
47-0307-2002100	UNF:Aviation Institute Professorship	6,500	0.00	0	0.00	1,479	0	7,979	0	7,979
47-0309-2011100	UNF:Terry Haney Fund for Gerontology	16,714	0.25	0	0.00	836	0	17,550	0	17,550
47-0309-2012100	UNF:Vetter Foundation for Gerontology	9,802	0.14	0	0.00	490	0	10,292	0	10,292
	TOTAL	**116,135**	**1.20**	**352,657**	**6.64**	**83,446**	**0**	**552,238**	**0**	**552,238**
	SUB PROGRAM TOTAL	**7,107,389**	**79**	**3,925,175**	**65**	**2,656,822**	**0**	**13,689,386**	**1,227,998**	**14,917,384**

SUBPROGRAM #/NAME: 05 College of Arts and Sciences

UNO-State General Fund-791 State & University Generated/Unrestricted

COST OBJECT		FACULTY Dollar	FACULTY FTE	NON FACULTY Dollar	NON FACULTY FTE	EMPLOYEE BENEFITS	PERSONAL SERVICE CREDITS	TOTAL PERSONAL SERVICES	TOTAL OPERATING EXPENSES	TOTAL
41-0501-0100	Dean Arts & Sciences	0	0.00	746,652	6.40	272,664	0	1,019,316	30,270	1,049,586
41-0502-0100	Arts & Science General	2,194,431	4.81	228,035	4.52	236,768	0	2,659,234	4,276	2,663,510
41-0502-0110	Chuck Hagel Symposium (CHS)	0	0.00	0	0.00	0	0	0	15,000	15,000
41-0502-0130	Dean F&A Allocation	0	0.00	0	0.00	11,352	0	11,352	0	11,352
41-0502-0210	Exploratory Studies	0	1.00	0	0.00	42,200	0	42,200	0	42,200
41-0502-0400	Arts & Sciences - Animal Care	0	0.00	-45,750	1.00	6,642	0	-39,108	14,422	-24,686
41-0502-0600	Radiological H & S	0	0.00	0	0.00	0	0	0	944	944
41-0502-0670	Health Careers Resource Center	0	0.00	0	0.00	71	0	71	0	71
41-0502-0700	OLLAS-Latino & Latin American Studies	0	0.00	1,161	0.06	80	0	1,241	11,566	12,807

COST OBJECT LISTING BY SUB PROGRAM
2021-2022GENERAL OPERATING BUDGET
UNIVERSITY OF NEBRASKA AT OMAHA

SUBPROGRAM #/NAME: 05 College of Arts and Sciences

UNO-State General Fund-791 State & University Generated/Unrestricted

COST OBJECT		FACULTY Dollar	FACULTY FTE	NON FACULTY Dollar	NON FACULTY FTE	EMPLOYEE BENEFITS	PERSONAL SERVICE CREDITS	TOTAL PERSONAL SERVICES	TOTAL OPERATING EXPENSES	TOTAL
41-0502-0800	Native American Studies	3,600	0.00	18,969	0.56	6,074	0	28,643	2,080	30,723
41-0502-0900	Women & Gender Studies	8,000	0.00	1,161	0.06	2,320	0	11,481	5,156	16,637
41-0502-1010	Faculty Travel	0	0.00	0	0.00	0	0	0	49,167	49,167
41-0502-1100	Math/Science Center	26,401	0.38	20,171	0.65	8,668	0	55,240	15,925	71,165
41-0502-1400	Arts & Sciences Distance Education	5,000	0.00	20,467	0.29	7,130	0	32,597	868,535	901,132
41-0504-0100	Health Careers Resource Center	14,667	0.00	113,089	3.36	42,623	0	170,379	0	170,379
41-0505-0100	Biology	1,657,113	24.00	465,473	10.50	612,822	0	2,735,408	80,603	2,816,011
41-0505-0300	Environmental Studies Program	3,600	0.00	2,709	0.00	1,195	0	7,504	1,673	9,177
41-0505-0400	Glacier Creek Preserve	0	0.00	37,923	1.00	10,619	0	48,542	4,179	52,721
41-0505-0500	Allwine Radiological Safety	0	0.00	0	0.00	0	0	0	2,514	2,514
41-0505-0600	POE - UNO/UNMC Biomedical Research Pgm	0	0.00	62,945	0.93	4,343	0	67,288	18,400	85,688
41-0505-1500	POE - Biology Neuroscience	72,629	1.00	0	0.00	20,137	0	92,766	0	92,766
41-0505-1600	POE - Primate Microbiomics	0	0.00	0	0.00	19,718	0	19,718	0	19,718
41-0506-0100	Black Studies	187,633	2.40	95,695	1.68	99,869	0	383,197	4,571	387,768
41-0507-0100	Chemistry	1,026,079	17.25	113,776	3.77	342,211	0	1,482,066	43,303	1,525,369
41-0508-0100	English	1,787,590	27.40	322,923	6.61	582,037	0	2,692,550	13,142	2,705,692
41-0508-0300	English - Writing Center	0	0.00	24,560	0.00	1,695	0	26,255	19,303	45,558
41-0510-0100	Foreign Languages	789,187	14.55	102,917	1.60	279,020	0	1,171,124	16,764	1,187,888
41-0511-0100	Geography	833,997	10.40	283,547	5.57	282,391	0	1,399,935	24,197	1,424,132
41-0511-0300	Geology Field Travel	0	0.00	0	0.00	0	0	0	5,297	5,297
41-0512-0100	History	694,674	9.40	180,957	3.64	230,090	0	1,105,721	19,544	1,125,265
41-0514-0100	Mathematics	1,413,206	17.40	286,706	7.40	512,181	0	2,212,093	38,982	2,251,075
41-0514-0300	POE - Mathematics Data Science	76,159	1.00	0	0.00	19,936	0	96,095	0	96,095
41-0515-0100	Philosophy	421,231	5.90	70,164	1.10	135,577	0	626,972	5,666	632,638
41-0515-1000	Religion	380,078	5.40	70,611	1.10	124,181	0	574,870	5,667	580,537
41-0516-0100	Physics	696,556	10.40	134,321	2.06	238,453	0	1,069,330	16,647	1,085,977
41-0517-0100	Political Science	567,656	10.90	139,924	2.51	223,566	0	931,146	10,172	941,318
41-0518-0100	Psychology	1,454,567	18.90	459,420	10.81	529,365	0	2,443,352	29,980	2,473,332
41-0519-0100	Sociology	989,721	14.40	108,824	2.12	319,783	0	1,418,328	30,496	1,448,824
	TOTAL	**15,303,775**	**196.89**	**4,067,350**	**79.30**	**5,225,781**	**0**	**24,596,906**	**1,408,441**	**26,005,347**

UNO-State General Fund-791 Revolving/Designated

COST OBJECT		FACULTY Dollar	FACULTY FTE	NON FACULTY Dollar	NON FACULTY FTE	EMPLOYEE BENEFITS	PERSONAL SERVICE CREDITS	TOTAL PERSONAL SERVICES	TOTAL OPERATING EXPENSES	TOTAL
42-0502-0100	A&S - Technology Fee	0	0.00	195,435	2.18	55,718	0	251,153	183,597	434,750
42-0502-0500	A&S - Distance Education Fee	53,746	0.37	369,829	6.90	107,423	0	530,998	197,466	728,464
42-0505-0200	Biology Lab Fee	0	0.00	0	0.00	0	0	0	48,000	48,000
42-0505-0400	Neuroscience Lab	0	0.00	0	0.00	0	0	0	8,159	8,159
42-0505-0900	Biology Dual Enrollment Program	0	0.00	22,330	0.40	6,365	0	28,695	1,638	30,333
42-0507-0100	Chemistry Lab Fee	0	0.00	0	0.00	0	0	0	59,000	59,000
42-0508-0100	English Reading Lab Fee	0	0.00	0	0.00	0	0	0	425	425
42-0508-0400	Composition Computer Fee	0	0.00	0	0.00	0	0	0	4,600	4,600
42-0508-0500	English Dual Enrollment Program	0	0.00	0	0.00	0	0	0	6,792	6,792
42-0510-0100	Foreign Language Lab Fee	0	0.00	0	0.00	0	0	0	1,400	1,400
42-0511-0200	Geology Lab/Field Trip	0	0.00	0	0.00	0	0	0	6,200	6,200
42-0511-0300	Geography Lab/Field Trip	0	0.00	0	0.00	0	0	0	7,000	7,000
42-0512-0800	Western History Association	0	0.00	0	0.00	0	0	0	42,252	42,252
42-0514-0100	Mathematics Lab Fee	0	0.00	0	0.00	0	0	0	13,000	13,000
42-0516-0100	Physics - Special Materials	0	0.00	0	0.00	0	0	0	9,000	9,000
42-0516-0400	Planetarium	0	0.00	16,047	0.60	4,575	0	20,622	19,771	40,393

COST OBJECT LISTING BY SUB PROGRAM
2021-2022GENERAL OPERATING BUDGET
UNIVERSITY OF NEBRASKA AT OMAHA

SUBPROGRAM #/NAME: 05 College of Arts and Sciences

UNO-State General Fund-791 Revolving/Designated

COST OBJECT		FACULTY Dollar	FACULTY FTE	NON FACULTY Dollar	NON FACULTY FTE	EMPLOYEE BENEFITS	PERSONAL SERVICE CREDITS	TOTAL PERSONAL SERVICES	TOTAL OPERATING EXPENSES	TOTAL
42-0516-0500	Science Store	0	0.00	0	0.00	0	0	0	10,000	10,000
42-0516-0600	Summer Camps	0	0.00	202,262	0.50	17,507	0	219,769	263,112	482,881
42-0518-0100	Psychology Lab Fees	0	0.00	0	0.00	0	0	0	13,000	13,000
	TOTAL	**53,746**	**0.37**	**805,903**	**10.58**	**191,588**	**0**	**1,051,237**	**894,412**	**1,945,649**

UNO-Trust-Grant/Cont/Loan/End-798 Trust/Restricted

COST OBJECT		FACULTY Dollar	FACULTY FTE	NON FACULTY Dollar	NON FACULTY FTE	EMPLOYEE BENEFITS	PERSONAL SERVICE CREDITS	TOTAL PERSONAL SERVICES	TOTAL OPERATING EXPENSES	TOTAL
46-0502-2008201	UNF:Exploratory Studies Year One	0	0.00	187,500	4.00	42,656	0	230,156	0	230,156
46-0505-2011100	UNF:Teacher-Researcher Partnership 18-21	0	0.00	55,409	1.00	12,605	0	68,014	0	68,014
46-0519-0013100	MSS:ExecDirector 12/21	0	0.00	62,795	1.00	14,286	0	77,081	0	77,081
47-0501-2001100	UNF:N&H Schwalb Center for Israel&Jewish	73,840	1.00	11,932	0.34	17,278	0	103,050	0	103,050
47-0502-2015100	UNF:Sherwood Foundation for UNO OLLAS	0	0.00	45,802	1.08	10,421	0	56,223	0	56,223
47-0502-2020100	UNF:OLLAS Community Engagement Fund	0	0.00	38,501	1.00	1,925	0	40,426	0	40,426
47-0502-2030100	UNF:L&S Goldstein Center in Human Rights	0	0.00	12,348	0.26	2,810	0	15,158	0	15,158
47-0502-2036100	UNF:Fried Holocaust & Genocide Education	0	0.00	4,060	0.09	923	0	4,983	0	4,983
47-0502-2040100	UNF:Goldstein Chair Research/Creative	0	0.00	2,030	0.04	462	0	2,492	0	2,492
47-0502-2042100	UNF:Turkey Creek Preserve Char Found	22,500	0.00	0	0.00	5,119	0	27,619	0	27,619
47-0508-2008100	UNF:Yvette Kinney Creative Nonfiction	3,000	0.00	0	0.00	683	0	3,683	0	3,683
47-0512-2002203	UNF:Martin Prof of West American History	4,500	0.00	0	0.00	225	0	4,725	0	4,725
47-0512-2002204	UNF:Martin Prof of History	4,500	0.00	0	0.00	1,024	0	5,524	0	5,524
47-0516-2001100	Milo Bail Chair Of Physics	10,000	0.00	0	0.00	1,388	0	11,388	0	11,388
	TOTAL	**118,340**	**1.00**	**420,377**	**8.81**	**111,805**	**0**	**650,522**	**0**	**650,522**
	SUB PROGRAM TOTAL	**15,475,861**	**198**	**5,293,630**	**99**	**5,529,174**	**0**	**26,298,665**	**2,302,853**	**28,601,518**

SUBPROGRAM #/NAME: 06 College of Business Administration

UNO-State General Fund-791 State & University Generated/Unrestricted

COST OBJECT		FACULTY Dollar	FACULTY FTE	NON FACULTY Dollar	NON FACULTY FTE	EMPLOYEE BENEFITS	PERSONAL SERVICE CREDITS	TOTAL PERSONAL SERVICES	TOTAL OPERATING EXPENSES	TOTAL
41-0601-0100	Dean College of Business Administration	0	0.00	652,619	5.93	182,083	0	834,702	17,522	852,224
41-0602-0100	Business Administration - General	6,239,708	50.28	1,518,583	21.85	2,020,771	0	9,779,062	174,084	9,953,146
41-0602-0200	Business Administration - Travel	0	0.00	0	0.00	0	0	0	5,287	5,287
41-0602-0600	CBA Differential - Personnel	1,006,386	11.50	354,787	7.54	375,640	0	1,736,813	0	1,736,813
41-0602-0700	CBA Differential - Support	0	0.00	25,434	1.36	1,755	0	27,189	0	27,189
41-0602-1400	Business Distance Education	0	0.00	55,832	0.87	9,678	0	65,510	299,366	364,876
41-0606-0100	Nebraska Business Development Center	0	0.00	592,360	7.84	165,861	0	758,221	95,056	853,277
41-0608-0200	POE Business Analytics	48,414	0.50	0	0.00	13,419	0	61,833	0	61,833
41-0610-0300	POE - Supply Chain Management	92,996	0.72	0	0.00	25,776	0	118,772	0	118,772
	TOTAL	**7,387,504**	**63.00**	**3,199,615**	**45.39**	**2,794,983**	**0**	**13,382,102**	**591,315**	**13,973,417**

UNO-State General Fund-791 Revolving/Designated

COST OBJECT		FACULTY Dollar	FACULTY FTE	NON FACULTY Dollar	NON FACULTY FTE	EMPLOYEE BENEFITS	PERSONAL SERVICE CREDITS	TOTAL PERSONAL SERVICES	TOTAL OPERATING EXPENSES	TOTAL
42-0602-0100	CBA - Technology Fee	0	0.00	11,933	0.14	3,403	0	15,336	166,717	182,053
42-0602-0150	CBA Career Fair	0	0.00	0	0.00	0	0	0	20,000	20,000
42-0602-0600	CBA - Distance Education Fee	0	0.00	265,226	7.19	85,741	0	350,967	28,234	379,201
42-0602-0900	Business Administration Lab Fee	0	0.00	0	0.00	0	0	0	4,500	4,500

COST OBJECT LISTING BY SUB PROGRAM
2021-2022GENERAL OPERATING BUDGET
UNIVERSITY OF NEBRASKA AT OMAHA

SUBPROGRAM #/NAME: 06 College of Business Administration

UNO-State General Fund-791 Revolving/Designated

COST OBJECT		FACULTY Dollar	FACULTY FTE	NON FACULTY Dollar	NON FACULTY FTE	EMPLOYEE BENEFITS	PERSONAL SERVICE CREDITS	TOTAL PERSONAL SERVICES	TOTAL OPERATING EXPENSES	TOTAL
42-0602-1200	Commerce and Applied Behavioral Lab	0	0.00	0	0.00	0	0	0	24,000	24,000
42-0605-0100	Executive MBA Program	0	0.00	249,829	3.53	67,416	0	317,245	416,474	733,719
42-0605-0200	Executive Education	71,226	0.00	37,398	1.00	8,896	0	117,520	78,832	196,352
42-0606-0200	NBDC Training	55,378	0.00	404,309	7.00	60,876	0	520,563	349,820	870,383
42-0607-0200	Accounting & Statistics Lab Fee	0	0.00	0	0.00	0	0	0	25,000	25,000
42-0608-0400	Real Estate Investments	0	0.00	0	0.00	0	0	0	1,500	1,500
42-0609-0400	Financial Management	0	0.00	0	0.00	0	0	0	11,800	11,800
42-0609-0500	Financial Markets	0	0.00	0	0.00	0	0	0	32,000	32,000
42-0610-0400	Management Lab Fee	0	0.00	0	0.00	0	0	0	11,000	11,000
	TOTAL	**126,604**	**0.00**	**968,695**	**18.86**	**226,332**	**0**	**1,321,631**	**1,169,877**	**2,491,508**

UNO-Federal Advance-797 Federal/Restricted

COST OBJECT		FACULTY Dollar	FACULTY FTE	NON FACULTY Dollar	NON FACULTY FTE	EMPLOYEE BENEFITS	PERSONAL SERVICE CREDITS	TOTAL PERSONAL SERVICES	TOTAL OPERATING EXPENSES	TOTAL
45-0606-1098201	EDA: UC Grant 9/21	0	0.00	74,095	1.00	16,819	0	90,914	0	90,914
45-0606-1099100	DoD: PTAC 12/19	0	0.00	91,283	2.12	5,021	0	96,304	0	96,304
45-0606-1104100	SBA: Portability Flood Project 04/21	0	0.00	18,145	0.22	998	0	19,143	0	19,143
45-0606-1110100	SBDC 2021 12/22	0	0.00	726,658	11.68	144,252	0	870,910	0	870,910
	TOTAL	**0**	**0.00**	**910,181**	**15.02**	**167,090**	**0**	**1,077,271**	**0**	**1,077,271**

UNO-Trust-Grant/Cont/Loan/End-798 Trust/Restricted

COST OBJECT		FACULTY Dollar	FACULTY FTE	NON FACULTY Dollar	NON FACULTY FTE	EMPLOYEE BENEFITS	PERSONAL SERVICE CREDITS	TOTAL PERSONAL SERVICES	TOTAL OPERATING EXPENSES	TOTAL
47-0601-2002100	UNF:Carl Mammel UNO CBA Excellence Dea	10,000	0.00	0	0.00	2,275	0	12,275	0	12,275
47-0602-2002100	UNF:Wy & Gt Lindley Fund	5,000	0.00	0	0.00	1,138	0	6,138	0	6,138
47-0602-2003100	UNF:Noddle Distnd Prof Management	10,000	0.00	0	0.00	2,275	0	12,275	0	12,275
47-0602-2004100	UNF:CBA Distinguished Professorship	10,000	0.00	0	0.00	2,275	0	12,275	0	12,275
47-0602-2005100	UNF:Dist Alumni Prof Of Accounting	10,000	0.00	0	0.00	2,275	0	12,275	0	12,275
47-0602-2006100	UNF:Union Pacific Prof Of Acctg	5,000	0.00	0	0.00	1,138	0	6,138	0	6,138
47-0602-2007100	Spencer Accounting Professorship	6,000	0.00	0	0.00	300	0	6,300	0	6,300
47-0602-2011100	UNF: Cloud Prof of Investment Sciences	10,000	0.00	0	0.00	2,275	0	12,275	0	12,275
47-0602-2042100	UNF:UNO CBA Real Estate Excellence Fund	0	0.00	0	0.00	2,275	0	2,275	0	2,275
47-0602-2058100	UBF:Bariight Finance, Banking, Inv Sci RE	10,000	0.00	0	0.00	0	0	10,000	0	10,000
	TOTAL	**76,000**	**0.00**	**0**	**0.00**	**16,226**	**0**	**92,226**	**0**	**92,226**
	SUB PROGRAM TOTAL	**7,590,108**	**63**	**5,078,491**	**79**	**3,204,631**	**0**	**15,873,230**	**1,761,192**	**17,634,422**

SUBPROGRAM #/NAME: 07 College of Communication, Fine Arts and Media

UNO-State General Fund-791 State & University Generated/Unrestricted

COST OBJECT		FACULTY Dollar	FACULTY FTE	NON FACULTY Dollar	NON FACULTY FTE	EMPLOYEE BENEFITS	PERSONAL SERVICE CREDITS	TOTAL PERSONAL SERVICES	TOTAL OPERATING EXPENSES	TOTAL
41-0701-0100	Dean CFAM	577,055	0.00	402,986	3.00	152,653	0	1,132,694	32,230	1,164,924
41-0702-0100	CFAM General	0	0.00	261,550	6.60	66,924	0	328,474	46,672	375,146
41-0702-1400	CFAM Distance Education	0	0.00	120,309	2.50	33,686	0	153,995	265,916	419,911
41-0704-0100	School of the Arts - Director	4,000	0.00	70,541	0.60	20,699	0	95,240	21,530	116,770
41-0705-0100	Art and Art History	1,028,305	18.40	41,590	0.60	304,310	0	1,374,205	15,748	1,389,953
41-0705-0200	Fine Arts Press	46,213	1.00	0	0.00	12,810	0	59,023	1,763	60,786
41-0705-0300	Art - Gallery	0	0.00	0	0.00	0	0	0	8,350	8,350

COST OBJECT LISTING BY SUB PROGRAM
2021-2022GENERAL OPERATING BUDGET
UNIVERSITY OF NEBRASKA AT OMAHA

SUBPROGRAM #/NAME: 07 College of Communication, Fine Arts and Media

UNO-State General Fund-791 State & University Generated/Unrestricted

COST OBJECT		FACULTY Dollar	FACULTY FTE	NON FACULTY Dollar	NON FACULTY FTE	EMPLOYEE BENEFITS	PERSONAL SERVICE CREDITS	TOTAL PERSONAL SERVICES	TOTAL OPERATING EXPENSES	TOTAL
41-0705-0400	Art and Art History Equipment Replacemnt	0	0.00	0	0.00	0	0	0	15,000	15,000
41-0706-0100	Music	1,298,634	20.83	283,648	4.48	398,995	0	1,981,277	78,957	2,060,234
41-0706-0200	Band	0	0.00	0	0.00	0	0	0	10,254	10,254
41-0706-0300	Marching/Pep Bands	0	0.00	0	0.00	0	0	0	59,219	59,219
41-0706-0400	Choir	0	0.00	0	0.00	0	0	0	6,500	6,500
41-0706-0500	Band Replacement	0	0.00	0	0.00	0	0	0	9,463	9,463
41-0707-0100	Theatre	598,143	7.80	69,567	0.93	168,717	0	836,427	12,083	848,510
41-0707-0200	Theatre - Production	0	0.00	0	0.00	0	0	0	19,655	19,655
41-0708-0100	Writers Workshop	344,958	5.40	47,633	0.60	107,687	0	500,278	4,594	504,872
41-0708-0200	Writers Workshop - Student Activities	0	0.00	0	0.00	0	0	0	3,651	3,651
41-0708-1400	MFAW Distance Education	0	0.00	14,071	0.33	971	0	15,042	0	15,042
41-0720-0100	Communication	1,627,405	29.65	248,225	3.26	538,518	0	2,414,148	33,025	2,447,173
41-0720-0300	Forensics	0	0.00	1,926	0.10	133	0	2,059	39,077	41,136
41-0720-0400	Communication - Speech Center	46,203	1.00	14,071	0.33	13,778	0	74,052	15,343	89,395
41-0730-0100	Television	0	0.00	142,669	2.45	38,563	0	181,232	14,219	195,451
41-0731-0100	Radio	0	0.00	399,338	8.85	109,494	0	508,832	24,928	533,760
	TOTAL	**5,570,916**	**84.08**	**2,118,124**	**34.63**	**1,967,938**	**0**	**9,656,978**	**738,177**	**10,395,155**

UNO-State General Fund-791 Revolving/Designated

COST OBJECT		FACULTY Dollar	FACULTY FTE	NON FACULTY Dollar	NON FACULTY FTE	EMPLOYEE BENEFITS	PERSONAL SERVICE CREDITS	TOTAL PERSONAL SERVICES	TOTAL OPERATING EXPENSES	TOTAL
42-0702-0100	CFAM - Technology Fee	0	0.00	111,941	2.28	31,914	0	143,855	32,845	176,700
42-0702-0400	CFAM - Distance Education Fee	24,500	0.00	222,940	4.18	70,543	0	317,983	37,855	355,838
42-0702-0500	Cultural Enrichment Fee	0	0.00	72,489	1.45	20,666	0	93,155	151,065	244,220
42-0705-0100	Ceramic Program Revolving	0	0.00	0	0.00	0	0	0	3,600	3,600
42-0705-0200	Sculpture Lab Fees	0	0.00	0	0.00	0	0	0	20,000	20,000
42-0705-0300	Art Program Revolving	0	0.00	0	0.00	0	0	0	420	420
42-0705-0400	Printmaking Lab Fees	0	0.00	0	0.00	0	0	0	10,000	10,000
42-0705-0500	Art Slide Usage Fee	0	0.00	0	0.00	0	0	0	10,000	10,000
42-0705-0600	Book Lab Fees	0	0.00	0	0.00	0	0	0	6,000	6,000
42-0705-0700	Printermakers-In-Resident	0	0.00	0	0.00	0	0	0	3,000	3,000
42-0705-1100	Art Education Lab Fees	0	0.00	0	0.00	0	0	0	6,000	6,000
42-0705-1200	Foundation Course Lab Fees	0	0.00	0	0.00	0	0	0	4,600	4,600
42-0705-1300	Painting Studio Lab Fee	0	0.00	0	0.00	0	0	0	3,000	3,000
42-0705-1400	Life Drawing I & II Lab Fees	0	0.00	0	0.00	0	0	0	4,500	4,500
42-0705-1500	Independent Study & Thesis Lab Fees	0	0.00	0	0.00	0	0	0	2,200	2,200
42-0705-1800	Art Graphic Design Fees	0	0.00	0	0.00	0	0	0	16,000	16,000
42-0705-1900	Game Design Fees	0	0.00	0	0.00	0	0	0	3,700	3,700
42-0706-0100	Applied Music Fees	20,000	0.66	13,986	0.00	5,429	0	39,415	45,391	84,806
42-0706-0200	Music Other Lab Fees	0	0.00	5,688	0.30	410	0	6,098	16,412	22,510
42-0706-0700	Music Activities	0	0.00	0	0.00	0	0	0	5,000	5,000
42-0707-0200	Theatre - Revolving	0	0.00	0	0.00	0	0	0	22,000	22,000
42-0707-0250	Theatre Fee	0	0.00	0	0.00	0	0	0	4,500	4,500
42-0707-0300	Film Test Pass Fee	0	0.00	0	0.00	0	0	0	3,700	3,700
42-0707-0600	Theatre Stage Costume	0	0.00	0	0.00	0	0	0	702	702
42-0707-0700	Theatre Costume/Makeup	0	0.00	0	0.00	0	0	0	780	780
42-0707-0800	Stage Craft	0	0.00	0	0.00	0	0	0	225	225
42-0707-0900	Theatre Costume Patn/Draping	0	0.00	0	0.00	0	0	0	270	270
42-0708-0100	Writing Lab Fees	0	0.00	0	0.00	0	0	0	4,642	4,642
42-0720-0300	Radio Lab Fee	0	0.00	0	0.00	0	0	0	1,000	1,000

COST OBJECT LISTING BY SUB PROGRAM
2021-2022GENERAL OPERATING BUDGET
UNIVERSITY OF NEBRASKA AT OMAHA

SUBPROGRAM #/NAME: 07 College of Communication, Fine Arts and Media

UNO-State General Fund-791 Revolving/Designated

COST OBJECT		FACULTY Dollar	FACULTY FTE	NON FACULTY Dollar	NON FACULTY FTE	EMPLOYEE BENEFITS	PERSONAL SERVICE CREDITS	TOTAL PERSONAL SERVICES	TOTAL OPERATING EXPENSES	TOTAL
42-0720-0400	Television Lab Fee	0	0.00	0	0.00	0	0	0	2,370	2,370
42-0720-0500	Publication Design and Graphics Fee	0	0.00	0	0.00	0	0	0	1,400	1,400
42-0720-0700	Writing Lab (Broadcasting) Fee	0	0.00	0	0.00	0	0	0	1,000	1,000
42-0720-0800	Writing Lab (Journalism) Fee	0	0.00	0	0.00	0	0	0	8,250	8,250
42-0720-0850	Technical Communication Lab Fee	0	0.00	0	0.00	0	0	0	1,000	1,000
42-0720-1100	Speech Course Fees	0	0.00	0	0.00	0	0	0	1,440	1,440
42-0720-1200	Social Media Measurement	0	0.00	0	0.00	0	0	0	120	120
42-0720-1300	Public Speaking Fundamentals	0	0.00	0	0.00	0	0	0	8,115	8,115
42-0730-0900	TV Production General	0	0.00	3,122	0.07	890	0	4,012	18,114	22,126
	TOTAL	**44,500**	**0.66**	**430,166**	**8.27**	**129,852**	**0**	**604,518**	**461,216**	**1,065,734**

UNO-Trust-Grant/Cont/Loan/End-798 Trust/Restricted

COST OBJECT		FACULTY Dollar	FACULTY FTE	NON FACULTY Dollar	NON FACULTY FTE	EMPLOYEE BENEFITS	PERSONAL SERVICE CREDITS	TOTAL PERSONAL SERVICES	TOTAL OPERATING EXPENSES	TOTAL
46-0706-2009100	Music Professors in Saxophone & Educatio	12,230	0.22	40,600	1.00	12,018	0	64,848	0	64,848
47-0731-2001202	KVNO Programming/Production	0	0.00	0	0.00	0	0	0	107,625	107,625
	TOTAL	**12,230**	**0.22**	**40,600**	**1.00**	**12,018**	**0**	**64,848**	**107,625**	**172,473**
	SUB PROGRAM TOTAL	**5,627,646**	**85**	**2,588,890**	**44**	**2,109,808**	**0**	**10,326,344**	**1,307,018**	**11,633,362**

SUBPROGRAM #/NAME: 08 College of Information Science and Technology

UNO-State General Fund-791 State & University Generated/Unrestricted

COST OBJECT		FACULTY Dollar	FACULTY FTE	NON FACULTY Dollar	NON FACULTY FTE	EMPLOYEE BENEFITS	PERSONAL SERVICE CREDITS	TOTAL PERSONAL SERVICES	TOTAL OPERATING EXPENSES	TOTAL
41-0801-0100	Information Science & Technology Dean	0	0.00	644,117	5.50	180,352	0	824,469	30,478	854,947
41-0801-0110	UNePlan Application Development	0	0.00	0	0.00	16,046	0	16,046	0	16,046
41-0801-0120	Simulation Model Tracking COVID19	455,000	0.00	0	0.00	31,395	0	486,395	0	486,395
41-0802-0100	Information Science & Technology General	0	0.00	311,828	6.43	67,661	0	379,489	25,000	404,489
41-0802-0120	IS&T PT Instruction	2,449	0.05	0	0.00	4,875	0	7,324	0	7,324
41-0802-0140	IS&T Student Support	0	0.00	71,244	3.81	4,916	0	76,160	0	76,160
41-0802-0160	IS&T Grad Support	0	0.00	274,624	5.32	18,949	0	293,573	9,209	302,782
41-0802-0200	College of IS&T Maintenance	0	0.00	0	0.00	0	0	0	40,982	40,982
41-0802-1000	IS&T All College Travel	0	0.00	0	0.00	0	0	0	4,522	4,522
41-0802-1400	IS&T Distance Education	0	0.00	0	0.00	0	0	0	111,398	111,398
41-0806-0100	Computer Science	2,509,563	22.94	97,047	0.60	759,760	0	3,366,370	5,000	3,371,370
41-0806-0400	Stem Community Chair Operating Fund	0	0.00	0	0.00	0	0	0	20,000	20,000
41-0807-0100	ISQA	1,793,755	16.40	92,992	0.60	536,733	0	2,423,480	5,000	2,428,480
41-0811-0100	School of Interdisciplinary Informatics	1,349,987	12.65	162,793	1.60	417,155	0	1,929,935	5,000	1,934,935
41-0811-0200	POE - Biomedical Informatics	110,164	1.00	0	0.00	30,532	0	140,696	7,663	148,359
41-0811-0400	POE - Information Assurance	109,725	1.00	0	0.00	30,420	0	140,145	8,890	149,035
41-0811-0500	POE Information Technology	104,588	1.00	0	0.00	29,286	0	133,874	0	133,874
	TOTAL	**6,435,231**	**55.04**	**1,654,645**	**23.86**	**2,128,080**	**0**	**10,217,956**	**273,142**	**10,491,098**

UNO-State General Fund-791 Revolving/Designated

COST OBJECT		FACULTY Dollar	FACULTY FTE	NON FACULTY Dollar	NON FACULTY FTE	EMPLOYEE BENEFITS	PERSONAL SERVICE CREDITS	TOTAL PERSONAL SERVICES	TOTAL OPERATING EXPENSES	TOTAL
42-0802-0100	IS&T - Technology Fee	0	0.00	185,954	2.50	53,014	0	238,968	81,066	320,034
42-0802-0210	Computer Science Core	0	0.00	0	0.00	0	0	0	27,640	27,640

COST OBJECT LISTING BY SUB PROGRAM
2021-2022GENERAL OPERATING BUDGET
UNIVERSITY OF NEBRASKA AT OMAHA

SUBPROGRAM #/NAME: 08 College of Information Science and Technology

UNO-State General Fund-791 Revolving/Designated

COST OBJECT		FACULTY Dollar	FACULTY FTE	NON FACULTY Dollar	NON FACULTY FTE	EMPLOYEE BENEFITS	PERSONAL SERVICE CREDITS	TOTAL PERSONAL SERVICES	TOTAL OPERATING EXPENSES	TOTAL
42-0802-0300	IS&T - Distance Education Fee	0	0.00	218,748	4.00	55,131	0	273,879	7,427	281,306
42-0802-0800	IS&T - Applied IT Projects	10,000	0.00	0	0.00	2,851	0	12,851	8,175	21,026
42-0806-0400	Computer Science Programming	0	0.00	0	0.00	0	0	0	26,790	26,790
42-0811-0300	Bioinformatics Programming	0	0.00	0	0.00	0	0	0	500	500
42-0811-0400	Cyber Programming	0	0.00	0	0.00	0	0	0	7,000	7,000
	TOTAL	**10,000**	**0.00**	**404,702**	**6.50**	**110,996**	**0**	**525,698**	**158,598**	**684,296**

UNO-Trust-Grant/Cont/Loan/End-798 Trust/Restricted

COST OBJECT		FACULTY Dollar	FACULTY FTE	NON FACULTY Dollar	NON FACULTY FTE	EMPLOYEE BENEFITS	PERSONAL SERVICE CREDITS	TOTAL PERSONAL SERVICES	TOTAL OPERATING EXPENSES	TOTAL
47-0802-2004100	UNF:Lee & Willa Seemann Dist Dean Is&T	0	0.00	48,921	0.25	11,129	0	60,050	0	60,050
47-0802-2005100	UNF:Mutual Of Omaha Dist Chair Ist&E	34,500	0.00	0	0.00	6,961	0	41,461	0	41,461
47-0802-2023100	UNF:UNO iSTEM Programs Coordinator	0	0.00	51,765	1.00	11,777	0	63,542	0	63,542
	TOTAL	**34,500**	**0.00**	**100,686**	**1.25**	**29,867**	**0**	**165,053**	**0**	**165,053**
	SUB PROGRAM TOTAL	**6,479,731**	**55**	**2,160,033**	**32**	**2,268,943**	**0**	**10,908,707**	**431,740**	**11,340,447**

SUBPROGRAM #/NAME: 10 College of Education

UNO-State General Fund-791 State & University Generated/Unrestricted

COST OBJECT		FACULTY Dollar	FACULTY FTE	NON FACULTY Dollar	NON FACULTY FTE	EMPLOYEE BENEFITS	PERSONAL SERVICE CREDITS	TOTAL PERSONAL SERVICES	TOTAL OPERATING EXPENSES	TOTAL
41-1001-0100	Dean College of Education	880,817	0.00	661,372	6.18	213,020	0	1,755,209	46,132	1,801,341
41-1002-0100	Education General	125,507	2.00	1,379,345	31.19	352,248	0	1,857,100	122,124	1,979,224
41-1002-0200	Education General - Faculty Travel	0	0.00	0	0.00	0	0	0	23,305	23,305
41-1002-0300	Education General - Supervision Travel	0	0.00	0	0.00	0	0	0	8,323	8,323
41-1002-0400	Instructional Material Center	0	0.00	0	0.00	0	0	0	11,622	11,622
41-1002-0500	Supervision of Student Teachers	0	0.00	0	0.00	0	0	0	41,797	41,797
41-1002-0600	College of Education F&A	0	0.00	0	-0.44	5,076	0	5,076	0	5,076
41-1002-1400	Education Distance Education	0	0.00	0	0.00	0	0	0	57,049	57,049
41-1006-0100	Educational Leadership	378,150	4.86	72,281	0.87	120,890	0	571,321	16,870	588,191
41-1008-0100	Teacher Education	2,026,475	30.28	90,751	0.77	570,376	0	2,687,602	32,949	2,720,551
41-1008-0300	POE STEM Early Childhood Education	80,235	1.25	0	0.00	18,303	0	98,538	5,715	104,253
41-1008-0500	DE: BS ED Library Science Program	54,041	1.00	0	0.00	14,939	0	68,980	0	68,980
41-1008-1500	POE - Early Childhood Development	92,978	1.00	0	0.00	25,698	0	118,676	0	118,676
41-1009-0100	Counseling	437,741	5.15	65,000	0.60	117,876	0	620,617	12,856	633,473
41-1010-0100	Health and Knesiology	1,292,626	17.80	156,087	2.86	375,879	0	1,824,592	33,395	1,857,987
41-1010-0200	H&K - Moving Company	0	0.00	0	0.00	0	0	0	5,453	5,453
41-1010-1500	POE - H&K Exercise Science	0	0.00	74,267	1.33	5,124	0	79,391	10,500	89,891
41-1013-0100	Special Education Communication Disorder	856,338	11.93	133,922	1.68	260,612	0	1,250,872	20,014	1,270,886
41-1013-0200	DE: MS Special Ed;Behavior Intervention	26,623	0.50	0	0.00	7,455	0	34,078	0	34,078
41-1013-0300	Special Education - Career Ladder	26,753	0.51	0	0.00	7,346	0	34,099	64,479	98,578
41-1014-0100	Biomechanics	1,235,850	14.40	287,873	0.60	432,924	0	1,956,647	30,429	1,987,076
41-1014-0104	Big Idea - Biomechanical Rehab & Manufac	170,768	2.00	875	1.00	69,025	0	240,668	0	240,668
41-1014-0400	UNeTECH - BioMechanics Lab	0	0.00	60,641	1.00	16,980	0	77,621	0	77,621
	TOTAL	**7,684,902**	**92.68**	**2,982,414**	**47.64**	**2,613,771**	**0**	**13,281,087**	**543,012**	**13,824,099**

COST OBJECT LISTING BY SUB PROGRAM
2021-2022GENERAL OPERATING BUDGET
UNIVERSITY OF NEBRASKA AT OMAHA

SUBPROGRAM #/NAME: 10 College of Education

UNO-State General Fund-791 Revolving/Designated

COST OBJECT		FACULTY Dollar	FACULTY FTE	NON FACULTY Dollar	NON FACULTY FTE	EMPLOYEE BENEFITS	PERSONAL SERVICE CREDITS	TOTAL PERSONAL SERVICES	TOTAL OPERATING EXPENSES	TOTAL
42-1002-0100	Education - Technology Fee	0	0.00	51,601	1.00	14,711	0	66,312	111,282	177,594
42-1002-0400	Metro Omaha Ed Consortium	0	0.00	0	0.00	0	0	0	180,000	180,000
42-1002-0600	Education - Distance Education Fee	49,514	0.47	146,234	2.46	53,335	0	249,083	60,007	309,090
42-1008-0400	Mentoring/Induction Program	62,832	0.80	0	0.00	17,913	0	80,745	696,216	776,961
42-1009-0200	Counseling Appraisals Fee	0	0.00	0	0.00	0	0	0	7,600	7,600
42-1009-0700	Counseling Practicum	0	0.00	0	0.00	0	0	0	4,050	4,050
42-1010-0300	Scuba Equipment Fee	0	0.00	0	0.00	0	0	0	5,000	5,000
42-1010-0400	Backpacking Trip Fee	0	0.00	0	0.00	0	0	0	5,000	5,000
42-1010-0500	First Aid Lab Fee	0	0.00	0	0.00	0	0	0	12,500	12,500
42-1010-0600	H&K Fitness Center	0	0.00	4,194	0.22	303	0	4,497	1,811	6,308
42-1010-0900	Athletic Injuries/Training Lab Fees	0	0.00	0	0.00	0	0	0	2,000	2,000
42-1010-1200	Adv Lifesaving/Lifeguard Training Fee	0	0.00	0	0.00	0	0	0	200	200
42-1010-1300	Outdoor Adventure Activity Fee	0	0.00	0	0.00	0	0	0	6,400	6,400
42-1010-2000	Lab Methods Exercise Science	0	0.00	0	0.00	0	0	0	2,560	2,560
42-1013-0200	Special Education Clinic	0	0.00	0	0.00	0	0	0	11,000	11,000
42-1013-0500	Basic Clinical Practicum	0	0.00	0	0.00	0	0	0	2,000	2,000
	TOTAL	**112,346**	**1.27**	**202,029**	**3.68**	**86,262**	**0**	**400,637**	**1,107,626**	**1,508,263**

UNO-Federal Letter of Credit-796 Federal/Restricted

COST OBJECT		FACULTY Dollar	FACULTY FTE	NON FACULTY Dollar	NON FACULTY FTE	EMPLOYEE BENEFITS	PERSONAL SERVICE CREDITS	TOTAL PERSONAL SERVICES	TOTAL OPERATING EXPENSES	TOTAL
44-1010-1007207	NIH: Motor Disorders	41,385	1.00	0	0.00	2,276	0	43,661	0	43,661
44-1010-1008100	NIH:Prosthetic 8/18	47,484	1.00	0	0.00	2,612	0	50,096	0	50,096
44-1010-1009202	NIH: MD COBRE Y7 Admin Core 7/21	0	0.00	124,730	3.00	36,761	0	161,491	0	161,491
44-1014-1000100	NIH: ImpvMobility 6/22	0	0.00	49,029	1.00	11,130	0	60,159	0	60,159
	TOTAL	**88,869**	**2.00**	**173,759**	**4.00**	**52,779**	**0**	**315,407**	**0**	**315,407**

UNO-Trust-Grant/Cont/Loan/End-798 Trust/Restricted

COST OBJECT		FACULTY Dollar	FACULTY FTE	NON FACULTY Dollar	NON FACULTY FTE	EMPLOYEE BENEFITS	PERSONAL SERVICE CREDITS	TOTAL PERSONAL SERVICES	TOTAL OPERATING EXPENSES	TOTAL
46-1002-2009100	UNF:Sherwood Fdn for MOEC Operations	0	0.00	169,647	2.00	38,594	0	208,241	0	208,241
46-1002-2012100	UNF:Teachers Scholars Academy Fund	0	0.00	69,515	1.00	15,815	0	85,330	0	85,330
46-1002-2013100	UNF:Peter Kiewit MOEC Operating&Capacity	0	0.00	78,800	1.00	17,927	0	96,727	0	96,727
46-1002-2014100	UNF:PKF Omaha STEM Ecosystem	0	0.00	88,854	1.00	20,214	0	109,068	0	109,068
46-1013-0022100	OPS: Career Ladder Spec Educ 5/21	25,406	0.49	0	0.00	5,780	0	31,186	0	31,186
46-1014-1011100	OVAMC: Exoskeleton Footwear-Rahman 3/21	0	0.00	0	0.00	11,320	0	11,320	0	11,320
46-1014-1025100	OVAMC: EF to improve walking-Rahman 3/22	50,259	1.00	0	0.00	0	0	50,259	0	50,259
47-1001-2002100	UNF:Lois Roskens College of Ed Deanship	0	0.00	15,000	0.00	3,413	0	18,413	0	18,413
	TOTAL	**75,665**	**1.49**	**421,816**	**5.00**	**113,063**	**0**	**610,544**	**0**	**610,544**

UNO-Auxiliary-799 Auxiliaries & Services/Restricted

COST OBJECT		FACULTY Dollar	FACULTY FTE	NON FACULTY Dollar	NON FACULTY FTE	EMPLOYEE BENEFITS	PERSONAL SERVICE CREDITS	TOTAL PERSONAL SERVICES	TOTAL OPERATING EXPENSES	TOTAL
43-1014-0100	Biomechanics Machining /Prototyping	0	0.00	0	0.00	12,683	0	12,683	0	12,683
43-1050-0100	Ed Tech Center Fines	0	0.00	0	0.00	0	0	0	40,000	40,000
	TOTAL	**0**	**0.00**	**0**	**0.00**	**12,683**	**0**	**12,683**	**40,000**	**52,683**
	SUB PROGRAM TOTAL	**7,961,782**	**97**	**3,780,018**	**60**	**2,878,558**	**0**	**14,620,358**	**1,690,638**	**16,310,996**

COST OBJECT LISTING BY SUB PROGRAM
2021-2022GENERAL OPERATING BUDGET
UNIVERSITY OF NEBRASKA AT OMAHA

SUBPROGRAM #/NAME: 12 Graduate Studies

UNO-State General Fund-791 State & University Generated/Unrestricted

COST OBJECT		FACULTY Dollar	FACULTY FTE	NON FACULTY Dollar	NON FACULTY FTE	EMPLOYEE BENEFITS	PERSONAL SERVICE CREDITS	TOTAL PERSONAL SERVICES	TOTAL OPERATING EXPENSES	TOTAL
41-1201-0100	Dean Graduate College	0	0.00	507,187	6.25	136,516	0	643,703	17,055	660,758
41-1201-0300	Graduate College - Grad Assistantships	0	0.00	572,901	13.44	39,530	0	612,431	0	612,431
41-1205-0100	Office of Research & Creative Activity	0	0.00	292,723	4.40	82,752	0	375,475	55,954	431,429
41-1205-0150	ORCA - Administration	0	0.00	65,000	0.92	69,588	0	134,588	0	134,588
41-1206-0100	Graduate Education Improvement	0	0.00	19,873	0.67	1,371	0	21,244	38,369	59,613
	TOTAL	**0**	**0.00**	**1,457,684**	**25.68**	**329,757**	**0**	**1,787,441**	**111,378**	**1,898,819**

UNO-State General Fund-791 Revolving/Designated

COST OBJECT		FACULTY Dollar	FACULTY FTE	NON FACULTY Dollar	NON FACULTY FTE	EMPLOYEE BENEFITS	PERSONAL SERVICE CREDITS	TOTAL PERSONAL SERVICES	TOTAL OPERATING EXPENSES	TOTAL
42-1202-0500	Graduate Student Services SASF	0	0.00	264,936	5.99	62,798	0	327,734	95,575	423,309
42-1202-0700	Grad Studies Distance Education Fee	0	0.00	45,000	1.00	12,829	0	57,829	105,000	162,829
42-1207-0100	Student Research Fund	0	0.00	95,075	2.01	27,104	0	122,179	455,065	577,244
	TOTAL	**0**	**0.00**	**405,011**	**9.00**	**102,731**	**0**	**507,742**	**655,640**	**1,163,382**

UNO-Auxiliary-799 Auxiliaries & Services/Restricted

COST OBJECT		FACULTY Dollar	FACULTY FTE	NON FACULTY Dollar	NON FACULTY FTE	EMPLOYEE BENEFITS	PERSONAL SERVICE CREDITS	TOTAL PERSONAL SERVICES	TOTAL OPERATING EXPENSES	TOTAL
43-1205-0100	Animal Care Service Center	0	0.00	0	1.00	16,030	0	16,030	0	16,030
	TOTAL	**0**	**0.00**	**0**	**1.00**	**16,030**	**0**	**16,030**	**0**	**16,030**
	SUB PROGRAM TOTAL	**0**	**0**	**1,862,695**	**36**	**448,518**	**0**	**2,311,213**	**767,018**	**3,078,231**

SUBPROGRAM #/NAME: 16 Criss Library

UNO-State General Fund-791 State & University Generated/Unrestricted

COST OBJECT		FACULTY Dollar	FACULTY FTE	NON FACULTY Dollar	NON FACULTY FTE	EMPLOYEE BENEFITS	PERSONAL SERVICE CREDITS	TOTAL PERSONAL SERVICES	TOTAL OPERATING EXPENSES	TOTAL
41-1601-0100	Criss Library General	705,027	11.00	1,593,388	36.87	555,818	0	2,854,233	227,576	3,081,809
41-1602-0100	Library Books & Serials	0	0.00	0	0.00	0	0	0	553,804	553,804
	TOTAL	**705,027**	**11.00**	**1,593,388**	**36.87**	**555,818**	**0**	**2,854,233**	**781,380**	**3,635,613**

UNO-State General Fund-791 Revolving/Designated

COST OBJECT		FACULTY Dollar	FACULTY FTE	NON FACULTY Dollar	NON FACULTY FTE	EMPLOYEE BENEFITS	PERSONAL SERVICE CREDITS	TOTAL PERSONAL SERVICES	TOTAL OPERATING EXPENSES	TOTAL
42-1601-0200	Library Fines and Lost Books	0	0.00	0	0.00	0	0	0	10,000	10,000
42-1601-0400	Resource Sharing	0	0.00	0	0.00	0	0	0	10,000	10,000
42-1601-0500	Thesis Binding	0	0.00	0	0.00	0	0	0	500	500
42-1601-0600	Library - Technology Fee	0	0.00	0	0.00	0	0	0	138,000	138,000
42-1601-0700	Library Fee	0	0.00	57,810	1.50	11,290	0	69,100	2,298,730	2,367,830
42-1601-0800	Library Copy & Print Services	0	0.00	0	0.00	0	0	0	20,000	20,000
42-1601-0900	Library Dual Enrollment	0	0.00	0	0.00	0	0	0	14,000	14,000
	TOTAL	**0**	**0.00**	**57,810**	**1.50**	**11,290**	**0**	**69,100**	**2,491,230**	**2,560,330**
	SUB PROGRAM TOTAL	**705,027**	**11**	**1,651,198**	**38**	**567,108**	**0**	**2,923,333**	**3,272,610**	**6,195,943**

SUBPROGRAM #/NAME: 21 Summer Sessions

COST OBJECT LISTING BY SUB PROGRAM
2021-2022GENERAL OPERATING BUDGET
UNIVERSITY OF NEBRASKA AT OMAHA

SUBPROGRAM #/NAME: 21 Summer Sessions

UNO-State General Fund-791 State & University Generated/Unrestricted

COST OBJECT		FACULTY Dollar	FACULTY FTE	NON FACULTY Dollar	NON FACULTY FTE	EMPLOYEE BENEFITS	PERSONAL SERVICE CREDITS	TOTAL PERSONAL SERVICES	TOTAL OPERATING EXPENSES	TOTAL
41-2101-0100	Summer Instruction	2,411,571	27.75	0	0.00	166,398	0	2,577,969	0	2,577,969
	TOTAL	**2,411,571**	**27.75**	**0**	**0.00**	**166,398**	**0**	**2,577,969**	**0**	**2,577,969**
	SUB PROGRAM TOTAL	**2,411,571**	**28**	**0**	**0**	**166,398**	**0**	**2,577,969**	**0**	**2,577,969**

SUBPROGRAM #/NAME: 22 Other Instruction or Research

UNO-State General Fund-791 State & University Generated/Unrestricted

COST OBJECT		FACULTY Dollar	FACULTY FTE	NON FACULTY Dollar	NON FACULTY FTE	EMPLOYEE BENEFITS	PERSONAL SERVICE CREDITS	TOTAL PERSONAL SERVICES	TOTAL OPERATING EXPENSES	TOTAL
41-2201-0100	Part Time and Temporary Instruction	878,517	16.85	0	0.00	60,618	0	939,135	1,027,901	1,967,036
41-2201-0103	Big Idea - Security & Intelligence	-81,431	1.00	0	0.00	17,015	0	-64,416	0	-64,416
41-2201-0106	Big Idea - Business of Healthcare	0	0.00	0	0.00	27,635	0	27,635	0	27,635
41-2201-0200	Assoc VC for Academic Affairs	0	0.00	81,725	1.00	22,883	0	104,608	0	104,608
41-2201-0600	Chairs	20,000	0.00	0	0.00	4,545	0	24,545	0	24,545
41-2201-0800	Special Faculty Development	0	0.00	0	0.00	0	0	0	360,750	360,750
41-2201-1400	Multi-Model Education	3,447	0.00	0	0.00	35	0	3,482	2,284,157	2,287,639
41-2201-1600	Priority Funding	0	0.00	0	0.00	0	0	0	2,000,000	2,000,000
41-2201-2000	Chancellor Program Support	0	0.00	0	0.00	333,000	0	333,000	3,913,314	4,246,314
41-2201-2100	Strategic Planning Initiatives	257,668	7.20	0	0.00	17,779	0	275,447	637,657	913,104
41-2201-2400	Campus Allocation-Reserve	0	0.00	0	0.00	0	0	0	1,505,365	1,505,365
41-2202-0100	Community Engagement Center	0	0.00	301,255	4.38	73,800	0	375,055	0	375,055
41-2205-0100	STEM Education	0	0.00	0	-1.00	11,434	0	11,434	0	11,434
41-2209-0100	Honors Program	0	0.00	176,480	2.50	37,585	0	214,065	53,140	267,205
41-2210-0100	Univ Comm for the Advncmnt of Teaching	0	0.00	0	0.00	0	0	0	20,000	20,000
41-2210-0200	Center for Faculty Excellence	0	0.00	148,983	2.33	18,713	0	167,696	39,856	207,552
41-2210-0400	Service Learning Academy	0	0.00	204,345	3.00	49,889	0	254,234	6,500	260,734
41-2210-0450	The Collaborative	0	0.00	45,675	0.74	12,790	0	58,465	3,483	61,948
41-2211-0100	Univ Comm on Research & Creative Act	0	0.00	0	0.00	0	0	0	1,363	1,363
41-2212-0100	Aerospace Studies (AFTORC)	0	0.00	41,182	1.02	11,468	0	52,650	3,499	56,149
41-2290-0100	Unemployment Compensation	0	0.00	0	0.00	23,341	0	23,341	0	23,341
41-2290-0200	Workers' Compensation	0	0.00	0	0.00	275,919	0	275,919	0	275,919
41-2290-0300	Unemployment Compensation	0	0.00	0	0.00	2,679	0	2,679	0	2,679
41-2290-0400	Workers' Compensation	0	0.00	0	0.00	31,991	0	31,991	0	31,991
	TOTAL	**1,078,201**	**25.05**	**999,645**	**13.97**	**1,033,119**	**0**	**3,110,965**	**11,856,985**	**14,967,950**

UNO-State General Fund-791 Revolving/Designated

COST OBJECT		FACULTY Dollar	FACULTY FTE	NON FACULTY Dollar	NON FACULTY FTE	EMPLOYEE BENEFITS	PERSONAL SERVICE CREDITS	TOTAL PERSONAL SERVICES	TOTAL OPERATING EXPENSES	TOTAL
42-2201-0100	IS Technology Fee	0	0.00	0	0.00	0	0	0	2,085,525	2,085,525
42-2201-0250	Kiewit Data Literacy project	0	0.00	0	0.00	17,466	0	17,466	0	17,466
42-2201-0500	Dual Enrollment Program	0	0.00	422,160	6.61	102,889	0	525,049	662,901	1,187,950
42-2201-0700	V/C AA - Technology Fee	0	0.00	0	0.00	0	0	0	275,000	275,000
42-2201-0900	Undergraduate Support SASF	0	0.00	0	0.00	0	0	0	92,000	92,000
42-2202-0100	CEC Usage - Revolving	0	0.00	127,407	4.20	14,736	0	142,143	39,647	181,790
	TOTAL	**0**	**0.00**	**549,567**	**10.81**	**135,091**	**0**	**684,658**	**3,155,073**	**3,839,731**

COST OBJECT LISTING BY SUB PROGRAM
2021-2022GENERAL OPERATING BUDGET
UNIVERSITY OF NEBRASKA AT OMAHA

SUBPROGRAM #/NAME: 22 Other Instruction or Research

UNO-State General Fund-791 Cash & Student Contracts/Designated

COST OBJECT		FACULTY Dollar	FACULTY FTE	NON FACULTY Dollar	NON FACULTY FTE	EMPLOYEE BENEFITS	PERSONAL SERVICE CREDITS	TOTAL PERSONAL SERVICES	TOTAL OPERATING EXPENSES	TOTAL
41-2201-1200	Facilities & Administrative Cost	0	0.00	0	0.00	0	0	0	4,684,451	4,684,451
	TOTAL	**0**	**0.00**	**0**	**0.00**	**0**	**0**	**0**	**4,684,451**	**4,684,451**

UNO-Trust-Grant/Cont/Loan/End-798 Trust/Restricted

COST OBJECT		FACULTY Dollar	FACULTY FTE	NON FACULTY Dollar	NON FACULTY FTE	EMPLOYEE BENEFITS	PERSONAL SERVICE CREDITS	TOTAL PERSONAL SERVICES	TOTAL OPERATING EXPENSES	TOTAL
47-2210-2006100	UNF:Service Learning Academy Fund	0	0.00	120,362	2.00	27,382	0	147,744	0	147,744
47-2210-2022100	UNF:Weitz Fellow Service Learning Acad	0	0.00	30,000	1.00	6,825	0	36,825	0	36,825
	TOTAL	**0**	**0.00**	**150,362**	**3.00**	**34,207**	**0**	**184,569**	**0**	**184,569**
	SUB PROGRAM TOTAL	**1,078,201**	**25**	**1,699,574**	**28**	**1,202,417**	**0**	**3,980,192**	**19,696,509**	**23,676,701**

SUBPROGRAM #/NAME: 23 Student Aid

UNO-State General Fund-791 State & University Generated/Unrestricted

COST OBJECT		FACULTY Dollar	FACULTY FTE	NON FACULTY Dollar	NON FACULTY FTE	EMPLOYEE BENEFITS	PERSONAL SERVICE CREDITS	TOTAL PERSONAL SERVICES	TOTAL OPERATING EXPENSES	TOTAL
41-2315-0100	Need Based Scholarships UTAG	0	0.00	0	0.00	0	0	0	678,662	678,662
41-2315-0200	Need Based Aid - UAG	0	0.00	0	0.00	0	0	0	2,245,418	2,245,418
41-2315-0300	Need Based Aid - College Bound NE	0	0.00	0	0.00	0	0	0	4,175,920	4,175,920
	TOTAL	**0**	**0.00**	**0**	**0.00**	**0**	**0**	**0**	**7,100,000**	**7,100,000**
	SUB PROGRAM TOTAL	**0**	**0**	**0**	**0**	**0**	**0**	**0**	**7,100,000**	**7,100,000**

SUBPROGRAM #/NAME: 24 International Programs

UNO-State General Fund-791 State & University Generated/Unrestricted

COST OBJECT		FACULTY Dollar	FACULTY FTE	NON FACULTY Dollar	NON FACULTY FTE	EMPLOYEE BENEFITS	PERSONAL SERVICE CREDITS	TOTAL PERSONAL SERVICES	TOTAL OPERATING EXPENSES	TOTAL
41-2401-0100	International Programs	24,827	0.51	278,775	3.40	85,010	0	388,612	3,000	391,612
41-2401-0200	IP F&A Allocation	0	0.00	0	0.00	9,379	0	9,379	0	9,379
41-2402-0200	International Advising	0	0.00	135,849	2.00	47,677	0	183,526	3,000	186,526
41-2402-0400	Study Abroad	0	0.00	80,287	1.90	22,480	0	102,767	2,000	104,767
	TOTAL	**24,827**	**0.51**	**494,911**	**7.30**	**164,546**	**0**	**684,284**	**8,000**	**692,284**

UNO-State General Fund-791 Revolving/Designated

COST OBJECT		FACULTY Dollar	FACULTY FTE	NON FACULTY Dollar	NON FACULTY FTE	EMPLOYEE BENEFITS	PERSONAL SERVICE CREDITS	TOTAL PERSONAL SERVICES	TOTAL OPERATING EXPENSES	TOTAL
42-2402-0150	International Student Fee	0	0.00	42,755	1.00	12,191	0	54,946	14,787	69,733
42-2402-0175	International Programs SASF	0	0.00	0	0.00	0	0	0	518	518
42-2402-0200	IP Study Abroad	0	0.00	13,129	0.61	1,042	0	14,171	21,000	35,171
42-2405-0100	Intensive Language Program (ILUNO)	0	0.00	201,335	3.56	57,399	0	258,734	13,825	272,559
42-2406-0100	International Professional Development	45,000	0.00	49,813	1.00	17,446	0	112,259	3,700	115,959
	TOTAL	**45,000**	**0.00**	**307,032**	**6.17**	**88,078**	**0**	**440,110**	**53,830**	**493,940**

UNO-Federal Advance-797 Federal/Restricted

COST OBJECT		FACULTY Dollar	FACULTY FTE	NON FACULTY Dollar	NON FACULTY FTE	EMPLOYEE BENEFITS	PERSONAL SERVICE CREDITS	TOTAL PERSONAL SERVICES	TOTAL OPERATING EXPENSES	TOTAL
45-2402-1030100	DOS: YSEALI Acad Fellows 9/22	0	0.00	42,756	1.00	2,352	0	45,108	0	45,108

COST OBJECT LISTING BY SUB PROGRAM
2021-2022GENERAL OPERATING BUDGET
UNIVERSITY OF NEBRASKA AT OMAHA

SUBPROGRAM #/NAME: 24 International Programs

UNO-Federal Advance-797 Federal/Restricted

COST OBJECT		FACULTY Dollar	FACULTY FTE	NON FACULTY Dollar	NON FACULTY FTE	EMPLOYEE BENEFITS	PERSONAL SERVICE CREDITS	TOTAL PERSONAL SERVICES	TOTAL OPERATING EXPENSES	TOTAL
45-2402-1031100	DOS: US-India Coop in Higher Ed 12/21	0	0.00	20,990	0.44	4,765	0	25,755	0	25,755
45-2402-1032100	UNO Pakistan TEA Program 12/21	0	0.00	28,228	0.61	6,408	0	34,636	0	34,636
	TOTAL	**0**	**0.00**	**91,974**	**2.05**	**13,525**	**0**	**105,499**	**0**	**105,499**
	SUB PROGRAM TOTAL	**69,827**	**1**	**893,917**	**16**	**266,149**	**0**	**1,229,893**	**61,830**	**1,291,723**

SUBPROGRAM #/NAME: 26 Continuing Studies

UNO-State General Fund-791 State & University Generated/Unrestricted

COST OBJECT		FACULTY Dollar	FACULTY FTE	NON FACULTY Dollar	NON FACULTY FTE	EMPLOYEE BENEFITS	PERSONAL SERVICE CREDITS	TOTAL PERSONAL SERVICES	TOTAL OPERATING EXPENSES	TOTAL
41-2601-0100	Division of Continuing Studies	280,233	0.00	89,316	1.00	44,344	0	413,893	26,571	440,464
41-2601-1400	Continuing Studies Distance Education	0	0.00	0	0.00	0	0	0	299,233	299,233
41-2602-0300	Continuing Education - Degree Prgm/BMS	0	0.00	406,933	9.37	99,986	0	506,919	20,274	527,193
41-2606-0100	Offutt Programs	0	0.00	93,898	2.00	26,291	0	120,189	6,618	126,807
	TOTAL	**280,233**	**0.00**	**590,147**	**12.37**	**170,621**	**0**	**1,041,001**	**352,696**	**1,393,697**

UNO-State General Fund-791 Revolving/Designated

COST OBJECT		FACULTY Dollar	FACULTY FTE	NON FACULTY Dollar	NON FACULTY FTE	EMPLOYEE BENEFITS	PERSONAL SERVICE CREDITS	TOTAL PERSONAL SERVICES	TOTAL OPERATING EXPENSES	TOTAL
42-2601-0400	DCS - Distance Education Fee	0	0.00	192,669	4.00	44,175	0	236,844	230,586	467,430
42-2606-0100	Offutt AFB - Testing Svcs	0	0.00	8,846	0.47	638	0	9,484	11,981	21,465
42-2607-0100	Continuing Education - Non Credit	0	0.00	0	0.00	0	0	0	10,337,514	10,337,514
	TOTAL	**0**	**0.00**	**201,515**	**4.47**	**44,813**	**0**	**246,328**	**10,580,081**	**10,826,409**
	SUB PROGRAM TOTAL	**280,233**	**0**	**791,662**	**17**	**215,434**	**0**	**1,287,329**	**10,932,777**	**12,220,106**

SUBPROGRAM #/NAME: 30 Distance Education

UNO-State General Fund-791 State & University Generated/Unrestricted

COST OBJECT		FACULTY Dollar	FACULTY FTE	NON FACULTY Dollar	NON FACULTY FTE	EMPLOYEE BENEFITS	PERSONAL SERVICE CREDITS	TOTAL PERSONAL SERVICES	TOTAL OPERATING EXPENSES	TOTAL
41-3001-0100	Distance Education	0	0.00	57,936	2.51	39,095	0	97,031	42,076	139,107
	TOTAL	**0**	**0.00**	**57,936**	**2.51**	**39,095**	**0**	**97,031**	**42,076**	**139,107**

UNO-State General Fund-791 Revolving/Designated

COST OBJECT		FACULTY Dollar	FACULTY FTE	NON FACULTY Dollar	NON FACULTY FTE	EMPLOYEE BENEFITS	PERSONAL SERVICE CREDITS	TOTAL PERSONAL SERVICES	TOTAL OPERATING EXPENSES	TOTAL
42-3001-0100	Distance Education Fee	0	0.00	133,319	2.84	32,970	0	166,289	479,326	645,615
	TOTAL	**0**	**0.00**	**133,319**	**2.84**	**32,970**	**0**	**166,289**	**479,326**	**645,615**
	SUB PROGRAM TOTAL	**0**	**0**	**191,255**	**5**	**72,065**	**0**	**263,320**	**521,402**	**784,722**

SUBPROGRAM #/NAME: 32 Research Initiative

UNO-State General Fund-791 State & University Generated/Unrestricted

COST OBJECT		FACULTY Dollar	FACULTY FTE	NON FACULTY Dollar	NON FACULTY FTE	EMPLOYEE BENEFITS	PERSONAL SERVICE CREDITS	TOTAL PERSONAL SERVICES	TOTAL OPERATING EXPENSES	TOTAL
41-3210-0290	Decrease Step Width (1891)	0	0.00	0	-2.00	13,692	0	13,692	0	13,692

COST OBJECT LISTING BY SUB PROGRAM
2021-2022GENERAL OPERATING BUDGET
UNIVERSITY OF NEBRASKA AT OMAHA

SUBPROGRAM #/NAME: 32 Research Initiative

TOTAL	**0**	**0.00**	**0**	**-2.00**	**13,692**	**0**	**13,692**	**0**	**13,692**
SUB PROGRAM TOTAL	**0**	**0**	**0**	**-2**	**13,692**	**0**	**13,692**	**0**	**13,692**

SUBPROGRAM #/NAME: 33 Physical Plant Administration

UNO-State General Fund-791 State & University Generated/Unrestricted

COST OBJECT		Dollar	FACULTY FTE	NON FACULTY Dollar	NON FACULTY FTE	EMPLOYEE BENEFITS	PERSONAL SERVICE CREDITS	TOTAL PERSONAL SERVICES	TOTAL OPERATING EXPENSES	TOTAL
41-3301-0100	Plant Operations and Construction	0	0.00	322,085	4.99	75,613	0	397,698	51,165	448,863
41-3305-0100	Building Repairs & Maintenance	0	0.00	587,922	8.50	164,619	0	752,541	1,167,909	1,920,450
41-3305-1300	O&M	0	0.00	0	0.00	0	0	0	900,000	900,000
41-3306-0100	Custodial	0	0.00	2,306,941	71.00	503,932	0	2,810,873	334,880	3,145,753
41-3307-0100	Grounds	0	0.00	769,554	22.33	180,902	0	950,456	590,000	1,540,456
41-3308-0100	Power Plant	0	0.00	1,591,885	24.00	377,407	0	1,969,292	82,486	2,051,778
41-3309-0100	Utilities	0	0.00	0	0.00	0	0	0	5,981,557	5,981,557
41-3390-0100	Unemployment Compensation	0	0.00	0	0.00	1,707	0	1,707	0	1,707
41-3390-0200	Workers' Compensation	0	0.00	0	0.00	19,994	0	19,994	0	19,994
	TOTAL	**0**	**0.00**	**5,578,387**	**130.82**	**1,324,174**	**0**	**6,902,561**	**9,107,997**	**16,010,558**

UNO-Auxiliary-799 Auxiliaries & Services/Restricted

COST OBJECT		Dollar	FACULTY FTE	NON FACULTY Dollar	NON FACULTY FTE	EMPLOYEE BENEFITS	PERSONAL SERVICE CREDITS	TOTAL PERSONAL SERVICES	TOTAL OPERATING EXPENSES	TOTAL
43-3312-0300	Baxter Arena	0	0.00	0	0.00	0	0	0	117,300	117,300
43-3350-0100	Parking and Transit Operations	0	0.00	451,902	13.66	73,290	0	525,192	1,556,134	2,081,326
	TOTAL	**0**	**0.00**	**451,902**	**13.66**	**73,290**	**0**	**525,192**	**1,673,434**	**2,198,626**
	SUB PROGRAM TOTAL	**0**	**0**	**6,030,289**	**144**	**1,397,464**	**0**	**7,427,753**	**10,781,431**	**18,209,184**

SUBPROGRAM #/NAME: 41 Executive Administration

UNO-State General Fund-791 State & University Generated/Unrestricted

COST OBJECT		Dollar	FACULTY FTE	NON FACULTY Dollar	NON FACULTY FTE	EMPLOYEE BENEFITS	PERSONAL SERVICE CREDITS	TOTAL PERSONAL SERVICES	TOTAL OPERATING EXPENSES	TOTAL
41-4101-0100	Chancellor	0	0.00	583,891	3.59	141,581	0	725,472	84,801	810,273
41-4101-0200	Diversity & Equal Opportunity	0	0.00	259,972	3.00	44,923	0	304,895	10,843	315,738
41-4101-0300	Honors Awards & Recognition	12,766	0.00	0	0.00	881	0	13,647	0	13,647
41-4101-0700	Minority/Gender Equity Recruitment Fund	0	0.00	4,654	0.00	321	0	4,975	0	4,975
41-4101-0800	Strategic Planning	0	0.00	0	0.00	0	0	0	35,690	35,690
41-4101-1000	Chancellor's Comm On Status of Women	0	0.00	0	0.00	0	0	0	2,000	2,000
41-4101-1200	Chancellor FAR	15,000	0.00	0	0.00	1,035	0	16,035	4,000	20,035
41-4101-1400	Health Security	0	0.00	0	0.00	21,018	0	21,018	0	21,018
41-4105-0100	Ombudsman	0	0.00	11,563	0.00	798	0	12,361	6,052	18,413
	TOTAL	**27,766**	**0.00**	**860,080**	**6.59**	**210,557**	**0**	**1,098,403**	**143,386**	**1,241,789**

UNO-State General Fund-791 Cash & Student Contracts/Designated

COST OBJECT		Dollar	FACULTY FTE	NON FACULTY Dollar	NON FACULTY FTE	EMPLOYEE BENEFITS	PERSONAL SERVICE CREDITS	TOTAL PERSONAL SERVICES	TOTAL OPERATING EXPENSES	TOTAL
41-4101-0400	Indirect Cost	0	0.00	0	0.00	0	0	0	18,880	18,880
	TOTAL	**0**	**0.00**	**0**	**0.00**	**0**	**0**	**0**	**18,880**	**18,880**

COST OBJECT LISTING BY SUB PROGRAM
2021-2022GENERAL OPERATING BUDGET
UNIVERSITY OF NEBRASKA AT OMAHA

SUBPROGRAM #/NAME: 41 Executive Administration

UNO-Trust-Grant/Cont/Loan/End-798 Trust/Restricted

COST OBJECT		FACULTY Dollar	FACULTY FTE	NON FACULTY Dollar	NON FACULTY FTE	EMPLOYEE BENEFITS	PERSONAL SERVICE CREDITS	TOTAL PERSONAL SERVICES	TOTAL OPERATING EXPENSES	TOTAL
47-4101-2006100	UNF:J Becker Cba Deanship	0	0.00	13,000	0.00	2,958	0	15,958	0	15,958
	TOTAL	**0**	**0.00**	**13,000**	**0.00**	**2,958**	**0**	**15,958**	**0**	**15,958**
	SUB PROGRAM TOTAL	**27,766**	**0**	**873,080**	**7**	**213,515**	**0**	**1,114,361**	**162,266**	**1,276,627**

SUBPROGRAM #/NAME: 42 Student Success

UNO-State General Fund-791 State & University Generated/Unrestricted

COST OBJECT		FACULTY Dollar	FACULTY FTE	NON FACULTY Dollar	NON FACULTY FTE	EMPLOYEE BENEFITS	PERSONAL SERVICE CREDITS	TOTAL PERSONAL SERVICES	TOTAL OPERATING EXPENSES	TOTAL
41-4201-0100	V/C Student Success & Enrollment Mgmnt	0	0.00	797,450	5.94	218,563	0	1,016,013	57,487	1,073,500
41-4201-0120	Student Compliance	0	0.00	27,883	0.29	1,924	0	29,807	0	29,807
41-4201-0130	Gender and Sexuality Resource Center	0	0.00	50,853	0.83	10,280	0	61,133	22,626	83,759
41-4201-0210	Student Employment	0	0.00	0	0.00	0	0	0	500	500
41-4201-0600	Student Affairs Events	0	0.00	0	0.00	0	0	0	30,000	30,000
41-4202-0100	Commencement	0	0.00	0	0.00	0	0	0	35,000	35,000
41-4202-0200	Honors Convocation	0	0.00	0	0.00	0	0	0	7,146	7,146
41-4203-0100	Enrollment Management	0	0.00	204,215	3.18	57,040	0	261,255	0	261,255
41-4203-0200	Business Systems Intelligence	0	0.00	122,974	1.80	34,432	0	157,406	0	157,406
41-4205-0100	Teacher Placement	0	0.00	39,795	0.75	11,143	0	50,938	5,452	56,390
41-4206-0200	Accessibility Services Center	0	0.00	356,221	8.49	83,322	0	439,543	39,354	478,897
41-4206-0300	Testing Center	0	0.00	23,071	0.32	6,328	0	29,399	0	29,399
41-4207-0200	Multicultural Student Support Services	0	0.00	281,158	5.30	66,970	0	348,128	14,297	362,425
41-4207-0210	UNO Pow Wow	0	0.00	0	0.00	0	0	0	25,000	25,000
41-4207-0400	Summer Scholars	0	0.00	7,396	0.37	510	0	7,906	58,371	66,277
41-4207-0500	Cultural Awareness Programming	0	0.00	0	0.00	0	0	0	10,825	10,825
41-4208-0100	Recruitment Services	0	0.00	283,819	6.84	76,388	0	360,207	69,980	430,187
41-4208-0300	New Student Programming	0	0.00	14,316	0.10	4,008	0	18,324	0	18,324
41-4230-0400	Catalog	0	0.00	0	0.00	0	0	0	11,783	11,783
41-4231-0100	Office of the University Registrar	0	0.00	427,778	8.70	119,779	0	547,557	0	547,557
41-4232-0100	Undergraduate Admissions	0	0.00	201,063	5.22	39,893	0	240,956	0	240,956
41-4232-0200	Campus Visits	0	0.00	66,978	3.58	4,621	0	71,599	0	71,599
41-4233-0100	Financial Support and Scholarships	0	0.00	895,160	17.82	241,833	0	1,136,993	28,514	1,165,507
41-4234-0100	Military and Veterans Services	0	0.00	165,996	3.00	21,760	0	187,756	0	187,756
41-4236-0100	Academic & Career Development Center	0	0.00	292,068	5.19	48,336	0	340,404	96,015	436,419
41-4250-9000	Student Activities	0	0.00	41,000	1.00	11,480	0	52,480	9,703	62,183
41-4290-0100	Unemployment Compensation	0	0.00	0	0.00	2,645	0	2,645	0	2,645
41-4290-0200	Workers' Compensation	0	0.00	0	0.00	27,992	0	27,992	0	27,992
41-4299-0200	Budget Adjustment-SA / EM	0	0.00	0	0.00	0	0	0	281,711	281,711
	TOTAL	**0**	**0.00**	**4,299,194**	**78.72**	**1,089,247**	**0**	**5,388,441**	**803,764**	**6,192,205**

UNO-State General Fund-791 Revolving/Designated

COST OBJECT		FACULTY Dollar	FACULTY FTE	NON FACULTY Dollar	NON FACULTY FTE	EMPLOYEE BENEFITS	PERSONAL SERVICE CREDITS	TOTAL PERSONAL SERVICES	TOTAL OPERATING EXPENSES	TOTAL
42-4201-0100	Student Success - Technology Fee	0	0.00	10,025	0.21	2,858	0	12,883	57,987	70,870
42-4201-0200	Student Success SASF	0	0.00	81,372	1.77	18,399	0	99,771	93,048	192,819
42-4201-0210	Student Employment	0	0.00	50,000	1.00	3,605	0	53,605	500	54,105
42-4201-0250	Student Success UPFF	0	0.00	69,301	0.75	19,757	0	89,058	126,935	215,993
42-4201-1000	Incident Command Emergency Planning SASF	0	0.00	0	0.00	0	0	0	30,000	30,000
42-4202-0200	New Student Convocation SASF	0	0.00	0	0.00	0	0	0	30,000	30,000

COST OBJECT LISTING BY SUB PROGRAM
2021-2022GENERAL OPERATING BUDGET
UNIVERSITY OF NEBRASKA AT OMAHA

SUBPROGRAM #/NAME: 42 Student Success

UNO-State General Fund-791 Revolving/Designated

COST OBJECT		FACULTY Dollar	FACULTY FTE	NON FACULTY Dollar	NON FACULTY FTE	EMPLOYEE BENEFITS	PERSONAL SERVICE CREDITS	TOTAL PERSONAL SERVICES	TOTAL OPERATING EXPENSES	TOTAL
42-4203-0100	Enrollment Management SASF	0	0.00	173,256	1.29	53,952	0	227,208	140,468	367,676
42-4203-0200	Business Systems Intelligence SASF	0	0.00	275,484	3.97	78,539	0	354,023	13,677	367,700
42-4203-0300	Marketing SASF	0	0.00	59,054	0.58	16,836	0	75,890	0	75,890
42-4203-0500	Enrollment Deposit Fee	0	0.00	161,522	2.06	46,049	0	207,571	325,053	532,624
42-4205-0100	Teacher Placement Career Fair	0	0.00	0	0.00	0	0	0	8,000	8,000
42-4206-0100	Testing	0	0.00	43,630	1.00	12,439	0	56,069	4,324	60,393
42-4206-0150	Testing Center SASF	0	0.00	87,749	1.70	25,017	0	112,766	245	113,011
42-4206-0175	TOEFL & TOEIC Testing	0	0.00	0	0.00	0	0	0	9,000	9,000
42-4206-0200	Computer-Based Testing Program	0	0.00	64,332	2.51	12,316	0	76,648	12,794	89,442
42-4206-0500	Accessibility Services SASF	0	0.00	89,355	2.11	25,474	0	114,829	36,261	151,090
42-4207-0400	Counseling and Psychological Services	0	0.00	637,719	8.90	154,319	0	792,038	333,377	1,125,415
42-4208-0100	Enrollment Services SASF	0	0.00	78,610	0.81	22,411	0	101,021	5,803	106,824
42-4208-0200	Recruitment Services SASF	0	0.00	107,186	2.68	19,329	0	126,515	136,336	262,851
42-4208-0210	Recruitment/Admit Events SASF	0	0.00	0	0.00	0	0	0	95,000	95,000
42-4208-0300	New Student Programming SASF	0	0.00	272,648	4.58	65,384	0	338,032	19,880	357,912
42-4208-0500	Campus Tour/Visit Program SASF	0	0.00	77,192	2.13	14,814	0	92,006	51,754	143,760
42-4231-0100	Office of the University Registrar SASF	0	0.00	261,293	5.61	66,477	0	327,770	60,062	387,832
42-4231-0200	Transcript Charges	0	0.00	89,217	1.61	21,495	0	110,712	20,420	131,132
42-4231-0300	Articulation Activities SASF	0	0.00	32,173	0.52	9,171	0	41,344	4,343	45,687
42-4232-0100	Undergraduate Admissions SASF	0	0.00	196,627	3.79	54,952	0	251,579	42,930	294,509
42-4233-0100	W/S & SEOG 25%	0	0.00	29,279	0.57	8,346	0	37,625	0	37,625
42-4233-0200	Pell Administrative Allocation	0	0.00	20,887	0.42	5,955	0	26,842	0	26,842
42-4233-0400	Financial Support and Scholarships SASF	0	0.00	141,746	3.43	39,091	0	180,837	16,541	197,378
42-4236-0100	Career Fair	0	0.00	110,910	2.60	30,397	0	141,307	28,142	169,449
42-4250-0100	Student Activities	0	0.00	311,084	5.87	77,214	0	388,298	343,122	731,420
42-4250-0190	Cheer and Dance Activity	0	0.00	0	0.00	0	0	0	25,881	25,881
	TOTAL	**0**	**0.00**	**3,531,651**	**62.46**	**904,596**	**0**	**4,436,247**	**2,071,883**	**6,508,130**

UNO-State General Fund-791 Cash & Student Contracts/Designated

COST OBJECT		FACULTY Dollar	FACULTY FTE	NON FACULTY Dollar	NON FACULTY FTE	EMPLOYEE BENEFITS	PERSONAL SERVICE CREDITS	TOTAL PERSONAL SERVICES	TOTAL OPERATING EXPENSES	TOTAL
41-4201-0400	Indirect Cost	0	0.00	0	0.00	0	0	0	25,020	25,020
	TOTAL	**0**	**0.00**	**0**	**0.00**	**0**	**0**	**0**	**25,020**	**25,020**

UNO-Federal Letter of Credit-796 Federal/Restricted

COST OBJECT		FACULTY Dollar	FACULTY FTE	NON FACULTY Dollar	NON FACULTY FTE	EMPLOYEE BENEFITS	PERSONAL SERVICE CREDITS	TOTAL PERSONAL SERVICES	TOTAL OPERATING EXPENSES	TOTAL
44-4201-1003201	ED: Project Achieve YR 1 8/21	0	0.00	237,621	5.00	53,940	0	291,561	0	291,561
44-4236-1190100	FWS Job Location & Development 6/19	0	0.00	41,133	0.58	9,336	0	50,469	0	50,469
	TOTAL	**0**	**0.00**	**278,754**	**5.58**	**63,276**	**0**	**342,030**	**0**	**342,030**

UNO-Trust-Grant/Cont/Loan/End-798 Trust/Restricted

COST OBJECT		FACULTY Dollar	FACULTY FTE	NON FACULTY Dollar	NON FACULTY FTE	EMPLOYEE BENEFITS	PERSONAL SERVICE CREDITS	TOTAL PERSONAL SERVICES	TOTAL OPERATING EXPENSES	TOTAL
46-4201-2003100	Scott Scholars Support	0	0.00	436,942	3.00	99,404	0	536,346	0	536,346
46-4201-2005201	UNF:Kiewit Stud Success Academy Year One	0	0.00	0	0.00	10,238	0	10,238	0	10,238
46-4201-2005202	UNF:Kiewit Stud Success Academy Year Two	0	0.00	45,900	1.00	10,442	0	56,342	0	56,342
47-4201-2008100	UNF:Dreamers Pathway Comm Coordinator	0	0.00	58,374	1.00	13,280	0	71,654	0	71,654
	TOTAL	**0**	**0.00**	**541,216**	**5.00**	**133,364**	**0**	**674,580**	**0**	**674,580**

COST OBJECT LISTING BY SUB PROGRAM
2021-2022GENERAL OPERATING BUDGET
UNIVERSITY OF NEBRASKA AT OMAHA

SUBPROGRAM #/NAME: 42 Student Success

UNO-Auxiliary-799 Auxiliaries & Services/Restricted

COST OBJECT		FACULTY Dollar	FACULTY FTE	NON FACULTY Dollar	NON FACULTY FTE	EMPLOYEE BENEFITS	PERSONAL SERVICE CREDITS	TOTAL PERSONAL SERVICES	TOTAL OPERATING EXPENSES	TOTAL
43-4201-0400	Facilities Fee	0	0.00	0	0.00	0	0	0	653,521	653,521
43-4201-1100	Housing Adm Fee - Student Affairs	0	0.00	19,298	0.27	5,811	0	25,109	63,594	88,703
43-4233-0100	Veterans Affairs	0	0.00	10,150	0.25	3,057	0	13,207	0	13,207
43-4250-0200	Student Center Administration	0	0.00	314,356	5.70	76,166	0	390,522	117,931	508,453
43-4250-0800	Child Care Center	0	0.00	347,870	11.35	91,072	0	438,942	282,310	721,252
43-4251-0100	University Bookstore	0	0.00	899,340	28.12	143,746	0	1,043,086	4,956,914	6,000,000
43-4251-0300	UNMC Bookstore	0	0.00	81,012	2.20	16,913	0	97,925	74,608	172,533
43-4252-0100	Food Service	0	0.00	1,189,016	48.11	147,595	0	1,336,611	1,163,389	2,500,000
43-4252-0600	Convenience Store	0	0.00	0	0.00	0	0	0	62,559	62,559
43-4252-0700	Durango's Grill	0	0.00	29,122	1.00	2,099	0	31,221	0	31,221
43-4253-0100	MBSC	0	0.00	606,233	16.46	152,307	0	758,540	266,296	1,024,836
43-4253-0200	Welcome Week	0	0.00	0	0.00	0	0	0	24,000	24,000
43-4253-0300	MBSC Equip & Maint	0	0.00	0	0.00	0	0	0	67,000	67,000
43-4255-0100	Campus Recreation Program	0	0.00	1,201,052	40.59	167,523	0	1,368,575	254,749	1,623,324
43-4255-0300	Outdoor Venture Center	0	0.00	97,418	5.13	7,024	0	104,442	62,225	166,667
43-4255-0400	Locker Room	0	0.00	19,934	0.73	3,732	0	23,666	13,802	37,468
43-4255-8100	Dome Operations	0	0.00	51,500	2.67	3,659	0	55,159	52,000	107,159
43-4256-0200	Alcohol and Drug Education	0	0.00	71,904	1.29	20,949	0	92,853	21,000	113,853
43-4256-1000	Insurance Adm Fee	0	0.00	15,076	0.33	4,539	0	19,615	0	19,615
	TOTAL	**0**	**0.00**	**4,953,281**	**164.19**	**846,192**	**0**	**5,799,473**	**8,135,898**	**13,935,371**
	SUB PROGRAM TOTAL	**0**	**0**	**13,604,096**	**316**	**3,036,675**	**0**	**16,640,771**	**11,036,565**	**27,677,336**

SUBPROGRAM #/NAME: 43 Business and Finance

UNO-State General Fund-791 State & University Generated/Unrestricted

COST OBJECT		FACULTY Dollar	FACULTY FTE	NON FACULTY Dollar	NON FACULTY FTE	EMPLOYEE BENEFITS	PERSONAL SERVICE CREDITS	TOTAL PERSONAL SERVICES	TOTAL OPERATING EXPENSES	TOTAL
41-4301-0100	Vice Chancellor for Business & Finance	0	0.00	432,451	3.07	59,379	0	491,830	4,394	496,224
41-4301-0200	Business & Finance - Travel/Equipment	0	0.00	0	0.00	0	0	0	44,273	44,273
41-4305-0100	Finance	0	0.00	504,954	5.12	132,241	0	637,195	7,184	644,379
41-4305-0200	Administration Development Support	0	0.00	0	0.00	0	0	0	53,400	53,400
41-4306-0100	Accounting Services Department	0	0.00	488,912	6.39	131,674	0	620,586	13,508	634,094
41-4307-0100	Cashiering/Student Accounts	0	0.00	272,584	6.24	69,808	0	342,392	86,521	428,913
41-4308-0100	Business Systems	0	0.00	223,874	3.67	54,070	0	277,944	15,000	292,944
41-4309-0100	Grants Accounting	0	0.00	169,330	2.00	38,895	0	208,225	6,750	214,975
41-4309-0110	Grants Acctg - F&A	0	0.00	0	0.00	12,053	0	12,053	0	12,053
41-4311-0100	Environmental Health & Safety	0	0.00	204,455	3.13	54,380	0	258,835	44,077	302,912
41-4312-0100	Mail Service	0	0.00	329,455	8.55	66,914	0	396,369	1,247	397,616
41-4314-0100	Bonds and Insurance	0	0.00	0	0.00	0	0	0	601,044	601,044
41-4315-0100	Public Safety Department	0	0.00	1,656,840	34.90	356,558	0	2,013,398	50,876	2,064,274
41-4315-0200	Public Safety - Maintenance	0	0.00	0	0.00	0	0	0	65,516	65,516
41-4315-0500	Emergency Management	0	0.00	66,720	1.00	18,682	0	85,402	21,260	106,662
41-4315-0600	Youth Safety	0	0.00	122,856	2.00	34,400	0	157,256	5,500	162,756
41-4320-0100	Human Resources	0	0.00	546,895	8.72	151,417	0	698,312	46,158	744,470
41-4320-0110	HR - Campus Process Costs	0	0.00	0	0.00	0	0	0	30,000	30,000
41-4320-0200	Training and Development	0	0.00	0	0.00	0	0	0	15,000	15,000
41-4321-0100	Payroll	0	0.00	94,583	1.50	26,483	0	121,066	4,500	125,566
41-4330-0100	Miscellaneous General Expense	0	0.00	0	0.00	0	0	0	219,522	219,522
41-4330-0200	Infrastructure Support	0	0.00	0	0.00	0	0	0	104,480	104,480

COST OBJECT LISTING BY SUB PROGRAM
2021-2022GENERAL OPERATING BUDGET
UNIVERSITY OF NEBRASKA AT OMAHA

SUBPROGRAM #/NAME: 43 Business and Finance

UNO-State General Fund-791 State & University Generated/Unrestricted

COST OBJECT		FACULTY Dollar	FACULTY FTE	NON FACULTY Dollar	NON FACULTY FTE	EMPLOYEE BENEFITS	PERSONAL SERVICE CREDITS	TOTAL PERSONAL SERVICES	TOTAL OPERATING EXPENSES	TOTAL
41-4390-0100	Workers' Compensation	0	0.00	0	0.00	43,987	0	43,987	0	43,987
41-4390-0200	Unemployment Compensation	0	0.00	0	0.00	3,628	0	3,628	0	3,628
41-4399-0200	NU Values Adjustments	0	0.00	238,026	0.00	16,424	0	254,450	0	254,450
	TOTAL	**0**	**0.00**	**5,351,935**	**86.29**	**1,270,993**	**0**	**6,622,928**	**1,440,210**	**8,063,138**

UNO-State General Fund-791 Revolving/Designated

COST OBJECT		FACULTY Dollar	FACULTY FTE	NON FACULTY Dollar	NON FACULTY FTE	EMPLOYEE BENEFITS	PERSONAL SERVICE CREDITS	TOTAL PERSONAL SERVICES	TOTAL OPERATING EXPENSES	TOTAL
42-4306-0200	Accounting Services Admin Fee	0	0.00	15,512	0.36	4,423	0	19,935	277	20,212
42-4307-0100	Perkins/NDSL Adminstration	0	0.00	2,043	0.11	295	0	2,338	22,428	24,766
42-4307-0300	CashieringStudent Accounts SASF	0	0.00	50,188	0.93	14,308	0	64,496	0	64,496
42-4308-0100	Business Systems SASF	0	0.00	76,487	1.00	21,701	0	98,188	0	98,188
42-4309-0100	W/S & SEOG 75%	0	0.00	15,195	0.20	4,333	0	19,528	1,644	21,172
	TOTAL	**0**	**0.00**	**159,425**	**2.60**	**45,060**	**0**	**204,485**	**24,349**	**228,834**

UNO-State General Fund-791 Cash & Student Contracts/Designated

COST OBJECT		FACULTY Dollar	FACULTY FTE	NON FACULTY Dollar	NON FACULTY FTE	EMPLOYEE BENEFITS	PERSONAL SERVICE CREDITS	TOTAL PERSONAL SERVICES	TOTAL OPERATING EXPENSES	TOTAL
41-4301-0300	Business & Finance - Indirect Cost	0	0.00	55,976	1.00	15,673	0	71,649	0	71,649
	TOTAL	**0**	**0.00**	**55,976**	**1.00**	**15,673**	**0**	**71,649**	**0**	**71,649**

UNO-Auxiliary-799 Auxiliaries & Services/Restricted

COST OBJECT		FACULTY Dollar	FACULTY FTE	NON FACULTY Dollar	NON FACULTY FTE	EMPLOYEE BENEFITS	PERSONAL SERVICE CREDITS	TOTAL PERSONAL SERVICES	TOTAL OPERATING EXPENSES	TOTAL
43-4315-0300	Baxter Arena	0	0.00	96,816	3.00	29,152	0	125,968	2,530	128,498
43-4360-0900	Thompson Alumni Center	0	0.00	106,601	2.38	27,188	0	133,789	0	133,789
	TOTAL	**0**	**0.00**	**203,417**	**5.38**	**56,340**	**0**	**259,757**	**2,530**	**262,287**
	SUB PROGRAM TOTAL	**0**	**0**	**5,770,753**	**95**	**1,388,066**	**0**	**7,158,819**	**1,467,089**	**8,625,908**

SUBPROGRAM #/NAME: 44 General Expense

UNO-State General Fund-791 State & University Generated/Unrestricted

COST OBJECT		FACULTY Dollar	FACULTY FTE	NON FACULTY Dollar	NON FACULTY FTE	EMPLOYEE BENEFITS	PERSONAL SERVICE CREDITS	TOTAL PERSONAL SERVICES	TOTAL OPERATING EXPENSES	TOTAL
41-4405-0100	Special Projects	0	0.00	0	0.00	0	0	0	5,060	5,060
41-4405-0200	Special Events	0	0.00	0	0.00	0	0	0	15,000	15,000
41-4410-0100	University Communications	0	0.00	1,244,244	20.71	313,265	0	1,557,509	82,553	1,640,062
41-4410-0400	Marketing	0	0.00	0	0.00	0	0	0	97,000	97,000
41-4410-0600	State & Community Relations	0	0.00	91,670	1.00	25,668	0	117,338	22,513	139,851
41-4410-0700	UComm Commencement	0	0.00	5,000	0.00	345	0	5,345	119,962	125,307
41-4415-0100	Employee Assistance Program	0	0.00	0	0.00	0	0	0	28,569	28,569
41-4425-0200	Alumni Association Support	0	0.00	34,414	0.75	9,636	0	44,050	57,000	101,050
41-4490-0100	Unemployment Compensation	0	0.00	0	0.00	0	0	0	7,561	7,561
41-4499-0200	Salary Adjustments	0	0.00	49,386	0.00	3,408	0	52,794	240,000	292,794
	TOTAL	**0**	**0.00**	**1,424,714**	**22.46**	**352,322**	**0**	**1,777,036**	**675,218**	**2,452,254**

COST OBJECT LISTING BY SUB PROGRAM
2021-2022GENERAL OPERATING BUDGET
UNIVERSITY OF NEBRASKA AT OMAHA

SUBPROGRAM #/NAME: 44 General Expense

UNO-Auxiliary-799 Auxiliaries & Services/Restricted

COST OBJECT		FACULTY Dollar	FACULTY FTE	NON FACULTY Dollar	NON FACULTY FTE	EMPLOYEE BENEFITS	PERSONAL SERVICE CREDITS	TOTAL PERSONAL SERVICES	TOTAL OPERATING EXPENSES	TOTAL
43-4411-0100	MavCard Services	0	0.00	118,592	2.75	33,768	0	152,360	122,640	275,000
43-4451-0200	Strauss Utilization	0	0.00	0	0.00	0	0	0	18,784	18,784
43-4451-0730	Housing Administrative Fee	0	0.00	0	0.00	0	0	0	79,550	79,550
43-4451-0750	Housing Adm - Business & Finance	0	0.00	37,355	0.86	11,247	0	48,602	121,398	170,000
43-4451-0751	Housing Adm - Public Safety	0	0.00	155,149	3.50	33,384	0	188,533	13,616	202,149
43-4451-0752	Housing Adm - Security Maint/IS Systems	0	0.00	0	0.00	0	0	0	61,000	61,000
	TOTAL	**0**	**0.00**	**311,096**	**7.11**	**78,399**	**0**	**389,495**	**416,988**	**806,483**
	SUB PROGRAM TOTAL	**0**	**0**	**1,735,810**	**30**	**430,721**	**0**	**2,166,531**	**1,092,206**	**3,258,737**

SUBPROGRAM #/NAME: 75 Student Housing

UNO-Auxiliary-799 Auxiliaries & Services/Restricted

COST OBJECT		FACULTY Dollar	FACULTY FTE	NON FACULTY Dollar	NON FACULTY FTE	EMPLOYEE BENEFITS	PERSONAL SERVICE CREDITS	TOTAL PERSONAL SERVICES	TOTAL OPERATING EXPENSES	TOTAL
43-7501-0100	Housing - Administration	0	0.00	18,624	0.40	5,609	0	24,233	14,176	38,409
43-7510-0100	Maverick Village	0	0.00	336,582	7.56	82,515	0	419,097	675,270	1,094,367
43-7515-0100	University Village	0	0.00	451,116	10.62	118,723	0	569,839	978,154	1,547,993
	TOTAL	**0**	**0.00**	**806,322**	**18.58**	**206,847**	**0**	**1,013,169**	**1,667,600**	**2,680,769**
	SUB PROGRAM TOTAL	**0**	**0**	**806,322**	**19**	**206,847**	**0**	**1,013,169**	**1,667,600**	**2,680,769**

SUBPROGRAM #/NAME: 77 Intercollegiate Athletics

UNO-State General Fund-791 State & University Generated/Unrestricted

COST OBJECT		FACULTY Dollar	FACULTY FTE	NON FACULTY Dollar	NON FACULTY FTE	EMPLOYEE BENEFITS	PERSONAL SERVICE CREDITS	TOTAL PERSONAL SERVICES	TOTAL OPERATING EXPENSES	TOTAL
41-7701-0100	Intercollegiate Athletics	0	0.00	4,602,019	0.00	317,539	0	4,919,558	0	4,919,558
	TOTAL	**0**	**0.00**	**4,602,019**	**0.00**	**317,539**	**0**	**4,919,558**	**0**	**4,919,558**

UNO-Auxiliary-799 Auxiliaries & Services/Restricted

COST OBJECT		FACULTY Dollar	FACULTY FTE	NON FACULTY Dollar	NON FACULTY FTE	EMPLOYEE BENEFITS	PERSONAL SERVICE CREDITS	TOTAL PERSONAL SERVICES	TOTAL OPERATING EXPENSES	TOTAL
43-7701-0100	Athletics Administration	0	0.00	647,242	5.97	176,639	0	823,881	760,157	1,584,038
43-7701-0200	Athletic Media Relations	0	0.00	132,530	3.07	26,629	0	159,159	50,000	209,159
43-7701-0300	NCAA Compliance	0	0.00	94,599	2.22	19,551	0	114,150	20,000	134,150
43-7701-0350	Academic Resource Room	0	0.00	167,570	3.00	50,454	0	218,024	33,000	251,024
43-7701-0400	Marketing	0	0.00	34,000	1.81	2,451	0	36,451	150,000	186,451
43-7701-0420	Video Production	0	0.00	46,665	1.00	3,364	0	50,029	20,000	70,029
43-7701-0430	Social Media	0	0.00	97,256	2.00	18,351	0	115,607	15,000	130,607
43-7701-0450	Ticket Office	0	0.00	84,885	2.76	15,185	0	100,070	75,000	175,070
43-7701-0600	Trade Outs	0	0.00	0	0.00	0	0	0	250,000	250,000
43-7701-0800	Training Room	0	0.00	461,763	6.47	119,152	0	580,915	115,000	695,915
43-7701-0900	Strength And Conditioning	0	0.00	136,669	3.52	38,896	0	175,565	47,500	223,065
43-7701-1000	Equipment Room	0	0.00	122,219	3.41	30,767	0	152,986	235,000	387,986
43-7701-1100	Business Office	0	0.00	203,338	2.00	61,223	0	264,561	6,500	271,061
43-7701-1200	Athletic Facilities	0	0.00	76,570	2.08	17,151	0	93,721	47,500	141,221
43-7701-1210	Baseball Seymour Smith	0	0.00	0	0.00	0	0	0	5,500	5,500
43-7701-1220	Softball Westside Field	0	0.00	0	0.00	0	0	0	30,000	30,000

COST OBJECT LISTING BY SUB PROGRAM
2021-2022GENERAL OPERATING BUDGET
UNIVERSITY OF NEBRASKA AT OMAHA

SUBPROGRAM #/NAME: 77 Intercollegiate Athletics

UNO-Auxiliary-799 Auxiliaries & Services/Restricted

COST OBJECT		FACULTY Dollar	FACULTY FTE	NON FACULTY Dollar	NON FACULTY FTE	EMPLOYEE BENEFITS	PERSONAL SERVICE CREDITS	TOTAL PERSONAL SERVICES	TOTAL OPERATING EXPENSES	TOTAL
43-7701-1300	Concessions	0	0.00	9,975	0.53	719	0	10,694	5,000	15,694
43-7701-1500	Athletic Insurance	0	0.00	0	0.00	0	0	0	175,000	175,000
43-7701-3500	Women's Walk	0	0.00	52,846	1.00	15,912	0	68,758	0	68,758
43-7701-5000	Athletic Budget Adjustment	0	0.00	-4,602,019	0.00	-1,603,182	0	-6,205,201	0	-6,205,201
43-7705-0100	Men's Athletics - Basketball	0	0.00	424,136	5.00	121,037	0	545,173	292,500	837,673
43-7705-0200	Men's Athletics - Baseball	0	0.00	141,866	3.00	35,671	0	177,537	224,000	401,537
43-7705-0500	Men's Athletics - Hockey	0	0.00	590,980	4.00	177,942	0	768,922	645,000	1,413,922
43-7705-0505	Men's Athletics - Hockey GIA	0	0.00	0	0.00	0	0	0	195,000	195,000
43-7705-0600	Men's Athletics - Hockey Administration	0	0.00	0	0.00	0	0	0	303,000	303,000
43-7705-0900	Men's Athletics - Tennis	0	0.00	40,600	1.00	12,225	0	52,825	60,250	113,075
43-7705-1000	Men's Athletics - Golf	0	0.00	41,042	1.00	12,357	0	53,399	73,200	126,599
43-7705-1100	Men's Athletics - Soccer	0	0.00	133,676	2.00	40,251	0	173,927	160,000	333,927
43-7705-1200	Men's Athletics Swimming	0	0.00	45,000	1.50	13,549	0	58,549	0	58,549
43-7705-1500	Men's Athletics - GIA	0	0.00	0	0.00	0	0	0	400,000	400,000
43-7710-0100	Women's Athletics - Basketball	0	0.00	359,080	5.00	90,969	0	450,049	215,000	665,049
43-7710-0200	Women's Athletics - Softball	0	0.00	117,315	2.00	34,537	0	151,852	168,000	319,852
43-7710-0300	Women's Athletics - Cross Country/Track	0	0.00	91,699	2.00	27,611	0	119,310	100,000	219,310
43-7710-0400	Women's Athletics - Volleyball	0	0.00	173,352	3.00	52,195	0	225,547	190,000	415,547
43-7710-0500	Women's Athletics - Swimming	0	0.00	119,069	2.50	33,858	0	152,927	100,000	252,927
43-7710-0600	Women's Athletics - Soccer	0	0.00	113,987	2.00	33,634	0	147,621	142,500	290,121
43-7710-0700	Women's Athletics - Tennis	0	0.00	37,766	1.00	11,372	0	49,138	60,250	109,388
43-7710-0800	Women's Athletics - Golf	0	0.00	41,038	1.00	12,357	0	53,395	73,200	126,595
43-7710-1500	Women's Athletics - GIA	0	0.00	0	0.00	0	0	0	500,000	500,000
43-7710-2600	Women's Athletics - Clinics Swim	0	0.00	0	0.00	0	0	0	25,000	25,000
	TOTAL	**0**	**0.00**	**236,714**	**76.84**	**-297,173**	**0**	**-60,459**	**5,967,057**	**5,906,598**
	SUB PROGRAM TOTAL	**0**	**0**	**4,838,733**	**77**	**20,366**	**0**	**4,859,099**	**5,967,057**	**10,826,156**

SUBPROGRAM #/NAME: 78 Arena

UNO-Auxiliary-799 Auxiliaries & Services/Restricted

COST OBJECT		FACULTY Dollar	FACULTY FTE	NON FACULTY Dollar	NON FACULTY FTE	EMPLOYEE BENEFITS	PERSONAL SERVICE CREDITS	TOTAL PERSONAL SERVICES	TOTAL OPERATING EXPENSES	TOTAL
43-7801-0100	Arena Administration	0	0.00	1,110,304	30.22	220,148	0	1,330,452	2,173,974	3,504,426
	TOTAL	**0**	**0.00**	**1,110,304**	**30.22**	**220,148**	**0**	**1,330,452**	**2,173,974**	**3,504,426**
	SUB PROGRAM TOTAL	**0**	**0**	**1,110,304**	**30**	**220,148**	**0**	**1,330,452**	**2,173,974**	**3,504,426**

SUBPROGRAM #/NAME: 98 Company Balance Sheets

UNO-Auxiliary-799 Auxiliaries & Services/Restricted

COST OBJECT		FACULTY Dollar	FACULTY FTE	NON FACULTY Dollar	NON FACULTY FTE	EMPLOYEE BENEFITS	PERSONAL SERVICE CREDITS	TOTAL PERSONAL SERVICES	TOTAL OPERATING EXPENSES	TOTAL
43-9810-0200	Gateway	0	0.00	62,902	1.20	18,939	0	81,841	0	81,841
43-9825-0400	Miscellaneous	0	0.00	0	0.00	35,850	0	35,850	14,519,036	14,554,886
	TOTAL	**0**	**0.00**	**62,902**	**1.20**	**54,789**	**0**	**117,691**	**14,519,036**	**14,636,727**
	SUB PROGRAM TOTAL	**0**	**0**	**62,902**	**1**	**54,789**	**0**	**117,691**	**14,519,036**	**14,636,727**

SUBPROGRAM #/NAME: 99 Income Activity

COST OBJECT LISTING BY SUB PROGRAM
2021-2022GENERAL OPERATING BUDGET
UNIVERSITY OF NEBRASKA AT OMAHA

SUBPROGRAM #/NAME: 99 Income Activity

UNO-Federal Letter of Credit-796 Federal/Restricted

COST OBJECT		FACULTY Dollar	FACULTY FTE	NON FACULTY Dollar	NON FACULTY FTE	EMPLOYEE BENEFITS	PERSONAL SERVICE CREDITS	TOTAL PERSONAL SERVICES	TOTAL OPERATING EXPENSES	TOTAL
44-9990-0100	Budget Adjustment-Instruction	0	0.00	0	0.00	0	0	0	500,000	500,000
44-9990-0200	Budget Adjustment-Research	0	0.00	0	0.00	0	0	0	7,650,002	7,650,002
44-9990-0300	Budget Adjustment-Public Service	0	0.00	0	0.00	0	0	0	1,359,977	1,359,977
44-9990-0400	Budget Adjustment-Academic Support	0	0.00	0	0.00	0	0	0	40,000	40,000
44-9990-0500	Budget Adjustment-Student Service	0	0.00	0	0.00	0	0	0	177,760	177,760
44-9990-0600	Budget Adjustment-Institutional Admin	0	0.00	0	0.00	0	0	0	50,000	50,000
44-9990-0700	Budget Adjustment-Physical Plant	0	0.00	0	0.00	0	0	0	10,000	10,000
44-9990-0800	Budget Adjustment-Scholarship	0	0.00	0	0.00	0	0	0	76,750,513	76,750,513
	TOTAL	**0**	**0.00**	**0**	**0.00**	**0**	**0**	**0**	**86,538,252**	**86,538,252**

UNO-Federal Advance-797 Federal/Restricted

COST OBJECT		FACULTY Dollar	FACULTY FTE	NON FACULTY Dollar	NON FACULTY FTE	EMPLOYEE BENEFITS	PERSONAL SERVICE CREDITS	TOTAL PERSONAL SERVICES	TOTAL OPERATING EXPENSES	TOTAL
45-9990-0000	Budget Adjustment-Agency	0	0.00	0	0.00	0	0	0	7,418,465	7,418,465
45-9990-0100	Budget Adjustment-Instruction	0	0.00	0	0.00	0	0	0	516,081	516,081
45-9990-0200	Budget Adjustment-Research	0	0.00	0	0.00	0	0	0	1,696,162	1,696,162
45-9990-0300	Budget Adjustment-Public Service	0	0.00	0	0.00	0	0	0	768,092	768,092
45-9990-0800	Budget Adjustment-Scholarship	0	0.00	0	0.00	0	0	0	450,000	450,000
	TOTAL	**0**	**0.00**	**0**	**0.00**	**0**	**0**	**0**	**10,848,800**	**10,848,800**

UNO-Trust-Grant/Cont/Loan/End-798 Trust/Restricted

COST OBJECT		FACULTY Dollar	FACULTY FTE	NON FACULTY Dollar	NON FACULTY FTE	EMPLOYEE BENEFITS	PERSONAL SERVICE CREDITS	TOTAL PERSONAL SERVICES	TOTAL OPERATING EXPENSES	TOTAL
46-9990-0000	Budget Adjustment-Agency	0	0.00	0	0.00	0	0	0	20,564,600	20,564,600
46-9990-0100	Budget Adjustment-Instruction	0	0.00	0	0.00	0	0	0	5,503,313	5,503,313
46-9990-0200	Budget Adjustment-Research	0	0.00	0	0.00	0	0	0	3,081,687	3,081,687
46-9990-0300	Budget Adjustment-Public Service	0	0.00	0	0.00	0	0	0	2,582,317	2,582,317
46-9990-0400	Budget Adjustment-Academic Support	0	0.00	0	0.00	0	0	0	12,595	12,595
46-9990-0500	Budget Adjustment-Student Service	0	0.00	0	0.00	0	0	0	143,431	143,431
46-9990-0600	Budget Adjustment-Institutional Admin	0	0.00	0	0.00	0	0	0	39,245	39,245
46-9990-0700	Budget Adjustment-Physical Plant	0	0.00	0	0.00	0	0	0	400,000	400,000
46-9990-0800	Budget Adjustment-Scholarship	0	0.00	0	0.00	0	0	0	5,100,000	5,100,000
	TOTAL	**0**	**0.00**	**0**	**0.00**	**0**	**0**	**0**	**37,427,188**	**37,427,188**
	SUB PROGRAM TOTAL	**0**	**0**	**0**	**0**	**0**	**0**	**0**	**134,814,240**	**134,814,240**

COST OBJECT LISTING BY SUB PROGRAM
2021-2022GENERAL OPERATING BUDGET
UNIVERSITY OF NEBRASKA AT KEARNEY

SUBPROGRAM #/NAME: 01 Academics Affairs

UNK-State General Fund-751 State & University Generated/Unrestricted

COST OBJECT		FACULTY Dollar	FACULTY FTE	NON FACULTY Dollar	NON FACULTY FTE	EMPLOYEE BENEFITS	PERSONAL SERVICE CREDITS	TOTAL PERSONAL SERVICES	TOTAL OPERATING EXPENSES	TOTAL
51-0101-0100	VC Academic Affairs	0	0.00	588,196	5.52	159,157	0	747,353	24,339	771,692
51-0102-0100	SVCAA-Diversity Funds	32,500	0.35	0	0.00	11,355	0	43,855	0	43,855
51-0102-0200	Assessment	294	0.00	42,447	0.50	15,268	0	58,009	16,415	74,424
51-0102-0300	Artists And Lecturers	0	0.00	0	0.00	0	0	0	16,561	16,561
51-0102-0400	World Affairs Conference	0	0.00	0	0.00	0	0	0	2,331	2,331
51-0102-0600	SVCAA-Permanent Salary Savings	300,459	0.00	105,750	2.25	104,223	0	510,432	0	510,432
51-0102-0700	Academic Catalog	0	0.00	0	0.00	0	0	0	13,583	13,583
51-0199-0300	Interim Cash Fund Budget Adj	0	0.00	0	0.00	0	0	0	3,683,666	3,683,666
51-0199-0400	Campus Priority Funding	0	0.00	110,923	10.98	212,367	0	323,290	0	323,290
51-0199-0500	Budget Adj - Benefits	0	0.00	0	0.00	-712,461	0	-712,461	360,065	-352,396
51-0199-0900	Research Incentive Allocation-Campus	0	0.00	0	0.00	0	0	0	20,000	20,000
	TOTAL	**333,253**	**0.35**	**847,316**	**19.25**	**-210,091**	**0**	**970,478**	**4,136,960**	**5,107,438**

UNK-State General Fund-751 Revolving/Designated

COST OBJECT		FACULTY Dollar	FACULTY FTE	NON FACULTY Dollar	NON FACULTY FTE	EMPLOYEE BENEFITS	PERSONAL SERVICE CREDITS	TOTAL PERSONAL SERVICES	TOTAL OPERATING EXPENSES	TOTAL
52-0199-0500	Budget Adjustment Revolving - Instructio	821,483	0.31	1,107,603	0.26	208,673	0	2,137,759	995,270	3,133,029
52-0199-0600	Budget Adjustment Revolving - Academic S	0	0.00	0	0.00	0	0	0	515,400	515,400
	TOTAL	**821,483**	**0.31**	**1,107,603**	**0.26**	**208,673**	**0**	**2,137,759**	**1,510,670**	**3,648,429**

UNK-State General Fund-751 Cash & Student Contracts/Designated

COST OBJECT		FACULTY Dollar	FACULTY FTE	NON FACULTY Dollar	NON FACULTY FTE	EMPLOYEE BENEFITS	PERSONAL SERVICE CREDITS	TOTAL PERSONAL SERVICES	TOTAL OPERATING EXPENSES	TOTAL
51-0199-0800	Research Incentive Allocation-Department	0	0.00	0	0.00	0	0	0	420,000	420,000
	TOTAL	**0**	**0.00**	**0**	**0.00**	**0**	**0**	**0**	**420,000**	**420,000**

UNK-Trust-Grant/Cont/Loan/End-758 Trust/Restricted

COST OBJECT		FACULTY Dollar	FACULTY FTE	NON FACULTY Dollar	NON FACULTY FTE	EMPLOYEE BENEFITS	PERSONAL SERVICE CREDITS	TOTAL PERSONAL SERVICES	TOTAL OPERATING EXPENSES	TOTAL
56-0102-0003016	Thompson Scholars 2021-2022	0	0.00	208,826	4.00	90,029	0	298,855	351,145	650,000
57-0102-0001001	Martin Faculty Chair	1,750	0.00	0	0.00	0	0	1,750	0	1,750
57-0102-0002001	Reynolds Chair-Engl	15,000	0.00	0	0.00	0	0	15,000	0	15,000
57-0102-0005001	Foun-Williams Community Chair Fund	61,326	1.00	0	0.00	18,578	0	79,904	0	79,904
	TOTAL	**78,076**	**1.00**	**208,826**	**4.00**	**108,607**	**0**	**395,509**	**351,145**	**746,654**
	SUB PROGRAM TOTAL	**1,232,812**	**2**	**2,163,745**	**24**	**107,189**	**0**	**3,503,746**	**6,418,775**	**9,922,521**

SUBPROGRAM #/NAME: 05 College of Natural and Social Sciences

UNK-Trust-Grant/Cont/Loan/End-758 Trust/Restricted

COST OBJECT		FACULTY Dollar	FACULTY FTE	NON FACULTY Dollar	NON FACULTY FTE	EMPLOYEE BENEFITS	PERSONAL SERVICE CREDITS	TOTAL PERSONAL SERVICES	TOTAL OPERATING EXPENSES	TOTAL
56-0510-0130001	UNL/EPSCoR RII Trck 1 Root/Rhiz Innov	57,238	1.00	0	0.00	13,918	0	71,156	100,000	171,156
	TOTAL	**57,238**	**1.00**	**0**	**0.00**	**13,918**	**0**	**71,156**	**100,000**	**171,156**
	SUB PROGRAM TOTAL	**57,238**	**1**	**0**	**0**	**13,918**	**0**	**71,156**	**100,000**	**171,156**

SUBPROGRAM #/NAME: 06 College of Business Administration

COST OBJECT LISTING BY SUB PROGRAM
2021-2022GENERAL OPERATING BUDGET
UNIVERSITY OF NEBRASKA AT KEARNEY

SUBPROGRAM #/NAME: 06 College of Business Administration

UNK-State General Fund-751 State & University Generated/Unrestricted

COST OBJECT		FACULTY Dollar	FACULTY FTE	NON FACULTY Dollar	NON FACULTY FTE	EMPLOYEE BENEFITS	PERSONAL SERVICE CREDITS	TOTAL PERSONAL SERVICES	TOTAL OPERATING EXPENSES	TOTAL
51-0601-0100	Dean College of Business/Technology	0	0.00	297,582	2.60	84,650	0	382,232	5,475	387,707
51-0602-0200	Business/Technology General	84,546	0.60	85,172	2.62	41,749	0	211,467	90,073	301,540
51-0602-0400	West Center Computer Lab	0	0.00	80,954	1.15	28,983	0	109,937	20,350	130,287
51-0602-0700	Military Science	0	0.00	0	0.00	0	0	0	2,500	2,500
51-0602-1200	CBT Communications & Recruitment	0	0.00	37,515	0.75	12,611	0	50,126	22,500	72,626
51-0610-0100	Accounting/Finance/Economics	1,081,781	9.50	73,099	1.57	332,873	0	1,487,753	25,543	1,513,296
51-0614-0100	Industrial Technology	810,139	10.60	78,908	1.55	303,323	0	1,192,370	21,545	1,213,915
51-0614-0300	POE-Industrial Technology	29,268	0.35	34,259	0.62	27,566	0	91,093	0	91,093
51-0615-0100	Management	783,876	8.60	81,012	1.75	281,989	0	1,146,877	15,514	1,162,391
51-0615-7000	POE-Management Faculty Position	80,396	1.00	0	0.00	18,443	0	98,839	0	98,839
51-0616-0100	MBA Program	0	0.00	5,559	0.05	699	0	6,258	2,500	8,758
51-0616-0200	POE-MBA	0	0.00	32,155	0.87	8,107	0	40,262	0	40,262
51-0618-0100	Marketing/Agribusiness/Supply Chain Mgmt	618,344	6.64	79,512	1.52	198,380	0	896,236	15,943	912,179
51-0618-7000	POE-Supply Chain Management Position	78,767	0.76	0	0.00	16,835	0	95,602	0	95,602
51-0619-0100	Cyber Systems	411,317	4.07	40,417	1.40	135,680	0	587,414	15,681	603,095
51-0619-7000	POE-Computer Science & Info Tech Faculty	28,420	0.28	0	0.00	7,164	0	35,584	0	35,584
51-0619-7001	POE-Cyber Sys Tenure Track Professor	93,360	1.00	0	0.00	30,176	0	123,536	3,134	126,670
51-0619-7002	POE-Cyber Sys Tenure Track-Taylor	30,438	0.25	0	0.00	7,291	0	37,729	0	37,729
51-0620-0100	CBT Career Center	0	0.00	106,174	1.77	47,910	0	154,084	7,000	161,084
51-0620-8000	Dist Tuit Diff-CBT Career Center	0	0.00	0	0.11	0	0	0	0	0
51-0699-0200	College of Business/Technology Unallocat	1,068,411	9.85	9,720	0.00	346,154	0	1,424,285	0	1,424,285
	TOTAL	**5,199,063**	**53.50**	**1,042,038**	**18.34**	**1,930,583**	**0**	**8,171,684**	**247,758**	**8,419,442**

UNK-Trust-Grant/Cont/Loan/End-758 Trust/Restricted

COST OBJECT		FACULTY Dollar	FACULTY FTE	NON FACULTY Dollar	NON FACULTY FTE	EMPLOYEE BENEFITS	PERSONAL SERVICE CREDITS	TOTAL PERSONAL SERVICES	TOTAL OPERATING EXPENSES	TOTAL
57-0602-0002001	Foun-Becker Reim	22,000	0.00	0	0.00	0	0	22,000	0	22,000
	TOTAL	**22,000**	**0.00**	**0**	**0.00**	**0**	**0**	**22,000**	**0**	**22,000**
	SUB PROGRAM TOTAL	**5,221,063**	**54**	**1,042,038**	**18**	**1,930,583**	**0**	**8,193,684**	**247,758**	**8,441,442**

SUBPROGRAM #/NAME: 10 College of Education

UNK-State General Fund-751 State & University Generated/Unrestricted

COST OBJECT		FACULTY Dollar	FACULTY FTE	NON FACULTY Dollar	NON FACULTY FTE	EMPLOYEE BENEFITS	PERSONAL SERVICE CREDITS	TOTAL PERSONAL SERVICES	TOTAL OPERATING EXPENSES	TOTAL
51-1001-0100	Dean College of Education	0	0.00	273,427	3.26	66,444	0	339,871	12,685	352,556
51-1002-0100	Education General	0	0.00	9,769	0.50	0	0	9,769	27,255	37,024
51-1002-0200	COE - Educator Certification Office	0	0.00	139,717	3.56	58,939	0	198,656	9,500	208,156
51-1002-0201	Educ Cert Office-Transition to Teaching	0	0.00	50,441	1.00	25,727	0	76,168	0	76,168
51-1010-0100	Communication Disorders	386,445	5.88	70,872	1.47	160,776	0	618,093	16,500	634,593
51-1010-0200	POE-CDIS	58,138	0.72	0	0.00	15,647	0	73,785	13,000	86,785
51-1012-0100	COE IT Equipment	0	0.00	33,693	1.12	9,358	0	43,051	20,350	63,401
51-1012-0200	Education - Marketing/Recruitment	0	0.00	0	0.00	0	0	0	2,000	2,000
51-1012-0300	Education	0	0.00	0	0.00	0	0	0	38,000	38,000
51-1013-0200	Educational Administration	275,761	3.60	46,202	0.90	80,211	0	402,174	8,000	410,174
51-1015-0200	POE-Kinesiology & Sports Sciences	161,636	2.22	0	0.00	52,179	0	213,815	13,500	227,315
51-1015-0300	Kinesiology and Sports Sciences	892,361	13.14	84,730	2.15	343,134	0	1,320,225	37,600	1,357,825
51-1015-0600	KSS Diversity Funds	0	0.00	11,798	0.30	6,451	0	18,249	0	18,249
51-1015-1000	Open Recreation Clinic	0	0.00	0	0.00	0	0	0	2,500	2,500

COST OBJECT LISTING BY SUB PROGRAM
2021-2022GENERAL OPERATING BUDGET
UNIVERSITY OF NEBRASKA AT KEARNEY

SUBPROGRAM #/NAME: 10 College of Education

UNK-State General Fund-751 State & University Generated/Unrestricted

COST OBJECT		FACULTY Dollar	FACULTY FTE	NON FACULTY Dollar	NON FACULTY FTE	EMPLOYEE BENEFITS	PERSONAL SERVICE CREDITS	TOTAL PERSONAL SERVICES	TOTAL OPERATING EXPENSES	TOTAL
51-1015-1300	Employee Wellness Program	15,356	0.24	0	0.00	6,688	0	22,044	3,908	25,952
51-1015-7101	POE-KSS Ath Training Educator	49,441	1.00	0	0.00	25,566	0	75,007	0	75,007
51-1017-0100	Teacher Education	1,142,009	16.57	130,970	2.73	484,332	0	1,757,311	49,000	1,806,311
51-1019-0100	POE-Teacher Ed	232,686	3.03	42,804	1.00	95,826	0	371,316	87,678	458,994
51-1019-7000	POE-TE Early Childhood Faculty Position	61,328	0.50	0	1.00	18,579	0	79,907	8,763	88,670
51-1019-8001	Dist Tuit Diff - Teacher Education	0	0.50	0	0.50	0	0	0	0	0
51-1021-0100	Counseling/School Pysch/Family Science	830,223	11.46	88,328	2.08	288,125	0	1,206,676	35,481	1,242,157
51-1021-7000	POE-Family Science	63,279	1.00	0	0.00	27,757	0	91,036	0	91,036
51-1021-7500	Couns-Sch Psych-Fam Sci Diversity Funds	12,832	0.14	0	0.00	4,408	0	17,240	0	17,240
51-1099-0200	College of Education Unallocated	739,167	7.70	35,361	1.00	253,907	0	1,028,435	0	1,028,435
	TOTAL	**4,920,662**	**67.70**	**1,018,112**	**22.57**	**2,024,054**	**0**	**7,962,828**	**385,720**	**8,348,548**
52-1002-0100	PPST Testing	0	0.00	0	0.57	0	0	0	0	0
52-1002-0400	Transitional Teacher Certification Progr	0	0.50	0	0.00	0	0	0	0	0

UNK-Trust-Grant/Cont/Loan/End-758 Trust/Restricted

COST OBJECT		FACULTY Dollar	FACULTY FTE	NON FACULTY Dollar	NON FACULTY FTE	EMPLOYEE BENEFITS	PERSONAL SERVICE CREDITS	TOTAL PERSONAL SERVICES	TOTAL OPERATING EXPENSES	TOTAL
57-1010-0002001	Foun-Scottish Rite Mason RiteCare Clinic	43,933	1.00	0	0.00	24,036	0	67,969	2,000	69,969
57-1019-0005001	Foun-Teachers Scholars Academy Fund	0	0.00	60,900	1.00	26,468	0	87,368	6,400	93,768
	TOTAL	**43,933**	**1.00**	**60,900**	**1.00**	**50,504**	**0**	**155,337**	**8,400**	**163,737**
	SUB PROGRAM TOTAL	**4,964,595**	**69**	**1,079,012**	**24**	**2,074,558**	**0**	**8,118,165**	**394,120**	**8,512,285**

SUBPROGRAM #/NAME: 12 College of Graduate Studies

UNK-State General Fund-751 State & University Generated/Unrestricted

COST OBJECT		FACULTY Dollar	FACULTY FTE	NON FACULTY Dollar	NON FACULTY FTE	EMPLOYEE BENEFITS	PERSONAL SERVICE CREDITS	TOTAL PERSONAL SERVICES	TOTAL OPERATING EXPENSES	TOTAL
51-1201-0100	Dean Graduate Studies/Research	0	0.00	389,225	3.75	104,647	0	493,872	9,367	503,239
51-1202-0100	Graduate Studies/Research	0	0.00	627,331	17.86	35,489	0	662,820	18,672	681,492
51-1210-9001	RSC-Individual Project Research	20,380	0.00	30,913	0.75	20,661	0	71,954	21,501	93,455
51-1211-0100	Sponsored Programs & Research Dev	0	0.00	163,106	2.38	55,052	0	218,158	0	218,158
51-1211-0200	IDC-Sponsored Pgms Earned Indirect Costs	0	0.00	0	0.37	0	0	0	0	0
51-1211-0300	POE-OSP Summer Research Program	0	0.00	0	0.00	0	0	0	130,091	130,091
51-1211-0800	Research Compliance	0	0.00	20,822	0.00	0	0	20,822	0	20,822
	TOTAL	**20,380**	**0.00**	**1,231,397**	**25.11**	**215,849**	**0**	**1,467,626**	**179,631**	**1,647,257**

UNK-State General Fund-751 Revolving/Designated

COST OBJECT		FACULTY Dollar	FACULTY FTE	NON FACULTY Dollar	NON FACULTY FTE	EMPLOYEE BENEFITS	PERSONAL SERVICE CREDITS	TOTAL PERSONAL SERVICES	TOTAL OPERATING EXPENSES	TOTAL
52-1202-0200	Undergrad Research Fellows Program Fee	0	0.00	0	1.00	0	0	0	0	0
52-1299-0500	Budget Adjustment Revolving - Research	0	0.00	51,075	0.00	0	0	51,075	173,925	225,000
	TOTAL	**0**	**0.00**	**51,075**	**1.00**	**0**	**0**	**51,075**	**173,925**	**225,000**
	SUB PROGRAM TOTAL	**20,380**	**0**	**1,282,472**	**26**	**215,849**	**0**	**1,518,701**	**353,556**	**1,872,257**

SUBPROGRAM #/NAME: 16 University Libraries

COST OBJECT LISTING BY SUB PROGRAM
2021-2022GENERAL OPERATING BUDGET
UNIVERSITY OF NEBRASKA AT KEARNEY

SUBPROGRAM #/NAME: 16 University Libraries

UNK-State General Fund-751 State & University Generated/Unrestricted

COST OBJECT		FACULTY Dollar	FACULTY FTE	NON FACULTY Dollar	NON FACULTY FTE	EMPLOYEE BENEFITS	PERSONAL SERVICE CREDITS	TOTAL PERSONAL SERVICES	TOTAL OPERATING EXPENSES	TOTAL
51-1601-0100	Libraries	589,210	7.00	917,955	20.67	462,494	0	1,969,659	625,935	2,595,594
	TOTAL	**589,210**	**7.00**	**917,955**	**20.67**	**462,494**	**0**	**1,969,659**	**625,935**	**2,595,594**

UNK-State General Fund-751 Revolving/Designated

COST OBJECT		FACULTY Dollar	FACULTY FTE	NON FACULTY Dollar	NON FACULTY FTE	EMPLOYEE BENEFITS	PERSONAL SERVICE CREDITS	TOTAL PERSONAL SERVICES	TOTAL OPERATING EXPENSES	TOTAL
52-1602-0100	Library Enhancement Fee	0	0.00	0	0.00	0	0	0	940,000	940,000
	TOTAL	**0**	**0.00**	**0**	**0.00**	**0**	**0**	**0**	**940,000**	**940,000**
	SUB PROGRAM TOTAL	**589,210**	**7**	**917,955**	**21**	**462,494**	**0**	**1,969,659**	**1,565,935**	**3,535,594**

SUBPROGRAM #/NAME: 21 Summer Sessions

UNK-State General Fund-751 State & University Generated/Unrestricted

COST OBJECT		FACULTY Dollar	FACULTY FTE	NON FACULTY Dollar	NON FACULTY FTE	EMPLOYEE BENEFITS	PERSONAL SERVICE CREDITS	TOTAL PERSONAL SERVICES	TOTAL OPERATING EXPENSES	TOTAL
51-2101-0100	Summer Academic Affairs - Even Year	1,232,455	13.53	0	0.00	195,097	0	1,427,552	0	1,427,552
	TOTAL	**1,232,455**	**13.53**	**0**	**0.00**	**195,097**	**0**	**1,427,552**	**0**	**1,427,552**
	SUB PROGRAM TOTAL	**1,232,455**	**14**	**0**	**0**	**195,097**	**0**	**1,427,552**	**0**	**1,427,552**

SUBPROGRAM #/NAME: 22 Other Instruction or Research

UNK-State General Fund-751 State & University Generated/Unrestricted

COST OBJECT		FACULTY Dollar	FACULTY FTE	NON FACULTY Dollar	NON FACULTY FTE	EMPLOYEE BENEFITS	PERSONAL SERVICE CREDITS	TOTAL PERSONAL SERVICES	TOTAL OPERATING EXPENSES	TOTAL
51-2210-0100	Academic Equipment	0	0.00	0	0.00	0	0	0	33,182	33,182
51-2210-0200	Improvement of Instruction	6,209	0.00	10,987	0.18	983	0	18,179	40,003	58,182
51-2210-0400	Faculty Senate	0	0.00	263	0.01	0	0	263	1,908	2,171
51-2210-0500	General Studies	0	0.00	45,951	0.50	16,584	0	62,535	7,089	69,624
51-2210-0600	Honors Program	8,044	0.00	99,464	1.80	47,148	0	154,656	9,859	164,515
51-2210-0700	Institutional Research	0	0.00	78,888	1.00	29,121	0	108,009	6,017	114,026
51-2210-0900	Women's Studies	0	0.00	29,412	0.25	8,056	0	37,468	5,031	42,499
51-2210-1100	Program Review	0	0.00	0	0.00	0	0	0	10,000	10,000
51-2210-1300	Mortarboard	0	0.00	0	0.00	0	0	0	1,313	1,313
51-2210-1800	International Studies	0	0.00	34,238	0.25	8,242	0	42,480	5,644	48,124
51-2210-1900	American Democracy Project	0	0.00	0	0.00	0	0	0	12,000	12,000
51-2230-0200	Nebraska Safety Center	0	0.00	155,825	3.38	47,757	0	203,582	30,000	233,582
51-2233-0100	Ctr for Entrepreneurshp & Rural Develop	0	0.00	26,602	0.63	7,624	0	34,226	0	34,226
51-2233-0200	POE-CERD	0	0.00	74,141	1.18	18,441	0	92,582	488	93,070
	TOTAL	**14,253**	**0.00**	**555,771**	**9.19**	**183,956**	**0**	**753,980**	**162,534**	**916,514**

UNK-State General Fund-751 Revolving/Designated

COST OBJECT		FACULTY Dollar	FACULTY FTE	NON FACULTY Dollar	NON FACULTY FTE	EMPLOYEE BENEFITS	PERSONAL SERVICE CREDITS	TOTAL PERSONAL SERVICES	TOTAL OPERATING EXPENSES	TOTAL
52-2230-0100	S.T.O.P. Revolving	0	0.00	0	0.10	0	0	0	0	0
52-2230-0200	Traffic Safety	0	0.00	0	0.10	0	0	0	0	0
52-2230-0400	Pupil Transportation Revolving	0	0.00	0	0.65	0	0	0	0	0
52-2233-0100	Ctr for Entrepr & Rural Dev Revolving	0	0.00	0	0.18	0	0	0	0	0

COST OBJECT LISTING BY SUB PROGRAM
2021-2022GENERAL OPERATING BUDGET
UNIVERSITY OF NEBRASKA AT KEARNEY

SUBPROGRAM #/NAME: 22 Other Instruction or Research

UNK-State General Fund-751 Revolving/Designated

COST OBJECT		FACULTY Dollar	FACULTY FTE	NON FACULTY Dollar	NON FACULTY FTE	EMPLOYEE BENEFITS	PERSONAL SERVICE CREDITS	TOTAL PERSONAL SERVICES	TOTAL OPERATING EXPENSES	TOTAL
52-2299-0500	Budget Adjustment Revolving-Comm Svc	0	0.00	400,000	0.00	0	0	400,000	200,000	600,000
	TOTAL	**0**	**0.00**	**400,000**	**1.03**	**0**	**0**	**400,000**	**200,000**	**600,000**

UNK-Trust-Grant/Cont/Loan/End-758 Trust/Restricted

COST OBJECT		FACULTY Dollar	FACULTY FTE	NON FACULTY Dollar	NON FACULTY FTE	EMPLOYEE BENEFITS	PERSONAL SERVICE CREDITS	TOTAL PERSONAL SERVICES	TOTAL OPERATING EXPENSES	TOTAL
56-2230-0038001	NDOR NE Rural Transit 2017-2022	0	0.00	230,270	4.53	90,855	0	321,125	500,000	821,125
56-2230-0047001	NDOT Stay in the Game Mini Grt Summer 21	0	0.00	9,480	0.15	4,165	0	13,645	0	13,645
56-2232-0042001	UNO/SBA FAST Program 2021	0	0.00	15,538	0.25	6,898	0	22,436	0	22,436
56-2232-0043001	UNO/SBA Portability Grant 2021	0	0.00	31,076	0.50	13,795	0	44,871	0	44,871
56-2232-0044001	NBDC 2021	0	0.00	68,751	1.00	28,623	0	97,374	0	97,374
56-2233-0003003	UNO/EDA Tech Assist University Ctr 2021	0	0.00	12,431	0.20	5,513	0	17,944	0	17,944
	TOTAL	**0**	**0.00**	**367,546**	**6.63**	**149,849**	**0**	**517,395**	**500,000**	**1,017,395**
	SUB PROGRAM TOTAL	**14,253**	**0**	**1,323,317**	**17**	**333,805**	**0**	**1,671,375**	**862,534**	**2,533,909**

SUBPROGRAM #/NAME: 23 Student Aid

UNK-State General Fund-751 State & University Generated/Unrestricted

COST OBJECT		FACULTY Dollar	FACULTY FTE	NON FACULTY Dollar	NON FACULTY FTE	EMPLOYEE BENEFITS	PERSONAL SERVICE CREDITS	TOTAL PERSONAL SERVICES	TOTAL OPERATING EXPENSES	TOTAL
51-2314-0400	Scholarships: UG Merit Award	0	0.00	0	0.00	0	0	0	70,000	70,000
51-2314-0500	Need-Based Aid-UG	0	0.00	0	0.00	0	0	0	1,340,000	1,340,000
51-2314-0700	Nebraska Promise	0	0.00	0	0.00	0	0	0	1,490,000	1,490,000
	TOTAL	**0**	**0.00**	**0**	**0.00**	**0**	**0**	**0**	**2,900,000**	**2,900,000**

UNK-State General Fund-751 Revolving/Designated

COST OBJECT		FACULTY Dollar	FACULTY FTE	NON FACULTY Dollar	NON FACULTY FTE	EMPLOYEE BENEFITS	PERSONAL SERVICE CREDITS	TOTAL PERSONAL SERVICES	TOTAL OPERATING EXPENSES	TOTAL
52-2399-0500	Budget Adjustment Revolving-Student Aid	0	0.00	0	0.00	0	0	0	25,000	25,000
	TOTAL	**0**	**0.00**	**0**	**0.00**	**0**	**0**	**0**	**25,000**	**25,000**

UNK-Federal Letter of Credit-756 Federal/Restricted

COST OBJECT		FACULTY Dollar	FACULTY FTE	NON FACULTY Dollar	NON FACULTY FTE	EMPLOYEE BENEFITS	PERSONAL SERVICE CREDITS	TOTAL PERSONAL SERVICES	TOTAL OPERATING EXPENSES	TOTAL
54-2313-2022054	FWS Job Location & Development 2021-2022	0	0.00	15,726	0.31	4,238	0	19,964	0	19,964
	TOTAL	**0**	**0.00**	**15,726**	**0.31**	**4,238**	**0**	**19,964**	**0**	**19,964**
	SUB PROGRAM TOTAL	**0**	**0**	**15,726**	**0**	**4,238**	**0**	**19,964**	**2,925,000**	**2,944,964**

SUBPROGRAM #/NAME: 24 International Programs

UNK-State General Fund-751 State & University Generated/Unrestricted

COST OBJECT		FACULTY Dollar	FACULTY FTE	NON FACULTY Dollar	NON FACULTY FTE	EMPLOYEE BENEFITS	PERSONAL SERVICE CREDITS	TOTAL PERSONAL SERVICES	TOTAL OPERATING EXPENSES	TOTAL
51-2401-0100	International Education	0	0.00	422,757	7.50	152,442	0	575,199	14,767	589,966
	TOTAL	**0**	**0.00**	**422,757**	**7.50**	**152,442**	**0**	**575,199**	**14,767**	**589,966**
52-2401-0100	International Education Revolving	0	0.00	0	3.50	0	0	0	0	0

COST OBJECT LISTING BY SUB PROGRAM
2021-2022GENERAL OPERATING BUDGET
UNIVERSITY OF NEBRASKA AT KEARNEY

SUBPROGRAM #/NAME: 24 International Programs

52-2401-0600	International Student Fee	0	0.00	0	0.50	0	0	0	0	0
	SUB PROGRAM TOTAL	**0**	**0**	**422,757**	**12**	**152,442**	**0**	**575,199**	**14,767**	**589,966**

SUBPROGRAM #/NAME: 26 Continuing Studies and Public Services

UNK-State General Fund-751 State & University Generated/Unrestricted

COST OBJECT		Dollar	FACULTY FTE	NON FACULTY Dollar	NON FACULTY FTE	EMPLOYEE BENEFITS	PERSONAL SERVICE CREDITS	TOTAL PERSONAL SERVICES	TOTAL OPERATING EXPENSES	TOTAL
51-2601-8805	OWW Grant-Online Recruitment Specialist	0	0.00	0	0.50	0	0	0	0	0
51-2610-0100	eCampus - Academic Year	99,079	5.67	95,182	0.00	30,752	0	225,013	40,126	265,139
	TOTAL	**99,079**	**5.67**	**95,182**	**0.50**	**30,752**	**0**	**225,013**	**40,126**	**265,139**
52-2610-0200	eCampus Distance Fee	0	0.00	0	14.70	0	0	0	0	0
52-2610-0204	eCampus Distance Fee-Graduate Studies	0	0.00	0	0.31	0	0	0	0	0
	SUB PROGRAM TOTAL	**99,079**	**6**	**95,182**	**16**	**30,752**	**0**	**225,013**	**40,126**	**265,139**

SUBPROGRAM #/NAME: 28 Museums and Art Gallery

UNK-State General Fund-751 State & University Generated/Unrestricted

COST OBJECT		Dollar	FACULTY FTE	NON FACULTY Dollar	NON FACULTY FTE	EMPLOYEE BENEFITS	PERSONAL SERVICE CREDITS	TOTAL PERSONAL SERVICES	TOTAL OPERATING EXPENSES	TOTAL
51-2812-0100	Walker Art Gallery	0	0.00	0	0.00	0	0	0	3,396	3,396
51-2812-0200	Museum of Nebraska Art	0	0.00	0	0.00	0	0	0	340,425	340,425
51-2812-0300	Frank Museum Operations	0	0.00	37,790	1.01	13,219	0	51,009	3,558	54,567
	TOTAL	**0**	**0.00**	**37,790**	**1.01**	**13,219**	**0**	**51,009**	**347,379**	**398,388**

UNK-Trust-Grant/Cont/Loan/End-758 Trust/Restricted

COST OBJECT		Dollar	FACULTY FTE	NON FACULTY Dollar	NON FACULTY FTE	EMPLOYEE BENEFITS	PERSONAL SERVICE CREDITS	TOTAL PERSONAL SERVICES	TOTAL OPERATING EXPENSES	TOTAL
57-2812-0001001	Foun - Frank Museum	0	0.00	16,114	0.36	7,134	0	23,248	0	23,248
	TOTAL	**0**	**0.00**	**16,114**	**0.36**	**7,134**	**0**	**23,248**	**0**	**23,248**
	SUB PROGRAM TOTAL	**0**	**0**	**53,904**	**1**	**20,353**	**0**	**74,257**	**347,379**	**421,636**

SUBPROGRAM #/NAME: 29 Academic Computing Support

UNK-State General Fund-751 Revolving/Designated

COST OBJECT		Dollar	FACULTY FTE	NON FACULTY Dollar	NON FACULTY FTE	EMPLOYEE BENEFITS	PERSONAL SERVICE CREDITS	TOTAL PERSONAL SERVICES	TOTAL OPERATING EXPENSES	TOTAL
52-2910-0300	Student Technology Fee	0	0.00	0	0.00	0	0	0	597,510	597,510
	TOTAL	**0**	**0.00**	**0**	**0.00**	**0**	**0**	**0**	**597,510**	**597,510**

UNK-Auxiliary-759 Auxiliaries & Services/Restricted

COST OBJECT		Dollar	FACULTY FTE	NON FACULTY Dollar	NON FACULTY FTE	EMPLOYEE BENEFITS	PERSONAL SERVICE CREDITS	TOTAL PERSONAL SERVICES	TOTAL OPERATING EXPENSES	TOTAL
53-2910-0200	RB Technology Services	0	0.00	18,162	0.70	7,065	0	25,227	217,909	243,136
	TOTAL	**0**	**0.00**	**18,162**	**0.70**	**7,065**	**0**	**25,227**	**217,909**	**243,136**
	SUB PROGRAM TOTAL	**0**	**0**	**18,162**	**1**	**7,065**	**0**	**25,227**	**815,419**	**840,646**

SUBPROGRAM #/NAME: 32 1000532/32

COST OBJECT LISTING BY SUB PROGRAM
2021-2022GENERAL OPERATING BUDGET
UNIVERSITY OF NEBRASKA AT KEARNEY

SUBPROGRAM #/NAME: 33 Physical Plant Administration

UNK-State General Fund-751 State & University Generated/Unrestricted

COST OBJECT		FACULTY Dollar	FACULTY FTE	NON FACULTY Dollar	NON FACULTY FTE	EMPLOYEE BENEFITS	PERSONAL SERVICE CREDITS	TOTAL PERSONAL SERVICES	TOTAL OPERATING EXPENSES	TOTAL
51-3301-0100	Facilities	0	0.00	376,597	6.14	147,261	0	523,858	30,099	553,957
51-3301-0400	Facilities Contract Maintenance	0	0.00	0	0.00	0	0	0	41,782	41,782
51-3301-0500	Campus Safety Pgms	0	0.00	45,812	1.00	13,210	0	59,022	28,997	88,019
51-3310-0100	Facilities - Central Stores	0	0.00	78,847	2.00	30,098	0	108,945	6,267	115,212
51-3311-0100	FAC Maintenance - Plumbing	0	0.00	51,084	1.23	21,064	0	72,148	32,245	104,393
51-3311-0200	Electrical Maintenance	0	0.00	94,724	2.00	41,338	0	136,062	22,869	158,931
51-3311-0500	FAC Maintenance - Carpentry/Painting	0	0.00	160,528	4.00	61,175	0	221,703	46,008	267,711
51-3311-0600	FAC Maintenance - Locksmith	0	0.00	45,290	1.00	13,128	0	58,418	11,374	69,792
51-3312-0100	Custodial Services	0	0.00	1,047,339	30.49	457,941	0	1,505,280	146,288	1,651,568
51-3313-0100	Maintenance - HVAC	0	0.00	258,701	5.36	91,641	0	350,342	210,269	560,611
51-3313-0200	Utilities Systems	0	0.00	314,262	7.36	115,809	0	430,071	62,919	492,990
51-3314-0200	Utilities	0	0.00	0	0.00	0	0	0	2,879,769	2,879,769
51-3315-0100	Grounds Services	0	0.00	369,695	10.47	186,916	0	556,611	84,449	641,060
51-3315-0200	Maintenance - Carillon Tower	0	0.00	0	0.00	0	0	0	6,335	6,335
51-3315-0300	Maintenance - Cope Fountain	0	0.00	0	0.00	0	0	0	1,950	1,950
51-3316-0100	Motor Pool	0	0.00	30,634	0.77	5,767	0	36,401	0	36,401
51-3320-0100	Misc Renovation	0	0.00	0	0.00	0	0	0	665,202	665,202
51-3320-0200	VCBF Misc Renovation	0	0.00	0	0.00	0	0	0	12,000	12,000
	TOTAL	**0**	**0.00**	**2,873,513**	**71.82**	**1,185,348**	**0**	**4,058,861**	**4,288,822**	**8,347,683**

UNK-State General Fund-751 Revolving/Designated

COST OBJECT		FACULTY Dollar	FACULTY FTE	NON FACULTY Dollar	NON FACULTY FTE	EMPLOYEE BENEFITS	PERSONAL SERVICE CREDITS	TOTAL PERSONAL SERVICES	TOTAL OPERATING EXPENSES	TOTAL
52-3399-0500	Budget Adjustment Revolving-Physical Pla	0	0.00	2,052	0.00	0	0	2,052	47,791	49,843
	TOTAL	**0**	**0.00**	**2,052**	**0.00**	**0**	**0**	**2,052**	**47,791**	**49,843**

UNK-Auxiliary-759 Auxiliaries & Services/Restricted

COST OBJECT		FACULTY Dollar	FACULTY FTE	NON FACULTY Dollar	NON FACULTY FTE	EMPLOYEE BENEFITS	PERSONAL SERVICE CREDITS	TOTAL PERSONAL SERVICES	TOTAL OPERATING EXPENSES	TOTAL
53-3301-0100	RB Auxiliary Enterprise Admin-Facilities	0	0.00	111,464	1.61	41,206	0	152,670	35,250	187,920
53-3301-0500	RB Facilities Contract Maintenance	0	0.00	0	0.00	0	0	0	27,250	27,250
53-3301-0600	RB Campus Safety Programs	0	0.00	0	0.00	0	0	0	35,500	35,500
53-3311-0100	RB Maintenance - Plumbing	0	0.00	290,135	7.00	109,078	0	399,213	40,000	439,213
53-3311-0200	RB Dr Access/Video Security Surveillance	0	0.00	0	0.00	0	0	0	44,000	44,000
53-3311-0500	RB Maintenance - Carpentry/Painting	0	0.00	128,203	3.50	40,554	0	168,757	40,000	208,757
53-3311-0600	RB Maintenance - Locksmith	0	0.00	0	0.00	0	0	0	17,095	17,095
53-3312-0200	RB Custodial Services	0	0.00	640,880	19.80	224,665	0	865,545	146,245	1,011,790
53-3313-0100	RB Maintenance - HVAC	0	0.00	15,404	0.40	1,871	0	17,275	94,871	112,146
53-3313-0200	RB Utilities Systems	0	0.00	65,778	1.14	28,369	0	94,147	51,250	145,397
53-3314-0100	RB Utilities	0	0.00	0	0.00	0	0	0	1,344,654	1,344,654
53-3315-0100	RB Grounds Maintenance	0	0.00	49,455	2.50	4,225	0	53,680	51,274	104,954
	TOTAL	**0**	**0.00**	**1,301,319**	**35.95**	**449,968**	**0**	**1,751,287**	**1,927,389**	**3,678,676**
	SUB PROGRAM TOTAL	**0**	**0**	**4,176,884**	**108**	**1,635,316**	**0**	**5,812,200**	**6,264,002**	**12,076,202**

SUBPROGRAM #/NAME: 35 College of Arts & Sciences

COST OBJECT LISTING BY SUB PROGRAM
2021-2022GENERAL OPERATING BUDGET
UNIVERSITY OF NEBRASKA AT KEARNEY

SUBPROGRAM #/NAME: 35 College of Arts & Sciences

UNK-State General Fund-751 State & University Generated/Unrestricted

COST OBJECT		FACULTY Dollar	FACULTY FTE	NON FACULTY Dollar	NON FACULTY FTE	EMPLOYEE BENEFITS	PERSONAL SERVICE CREDITS	TOTAL PERSONAL SERVICES	TOTAL OPERATING EXPENSES	TOTAL
51-3501-0100	Dean College of Arts & Sciences	0	0.00	308,999	3.50	103,348	0	412,347	8,926	421,273
51-3502-0100	College of Arts & Sciences General	0	0.00	88,777	3.06	16,146	0	104,923	152,543	257,466
51-3502-7000	POE-Coll of Arts & Sciences Enhancements	2,570	0.00	0	0.00	408	0	2,978	9,500	12,478
51-3502-7001	POE-CAS Intern Stipends	0	0.00	0	0.00	0	0	0	4,000	4,000
51-3502-7002	POE-Public Health Faculty	61,799	0.98	0	0.00	26,450	0	88,249	0	88,249
51-3510-0100	Art and Design	769,033	9.60	95,345	2.13	273,382	0	1,137,760	31,774	1,169,534
51-3510-7000	POE-Art Enhancements	64,531	1.00	10,150	0.00	27,220	0	101,901	30,768	132,669
51-3510-8000	Dist Tuit Diff - Art & Design	0	0.00	0	0.50	0	0	0	0	0
51-3511-0100	Biology	1,130,875	15.12	78,382	2.02	400,029	0	1,609,286	38,651	1,647,937
51-3511-7000	POE-Biology Facilities Upgrade	0	0.00	0	0.00	0	0	0	65,000	65,000
51-3511-8000	Dist Tuit Diff - Biology	0	0.00	0	1.58	0	0	0	0	0
51-3512-0100	Chemistry	621,742	8.32	116,766	2.95	267,808	0	1,006,316	40,831	1,047,147
51-3512-7000	POE-Chemistry Facilities Upgrade	0	0.00	23,605	0.48	12,154	0	35,759	31,980	67,739
51-3512-7001	POE-Chemistry Faculty	52,819	1.00	0	0.00	26,102	0	78,921	30,154	109,075
51-3512-7500	CAS Diversity-Chem Fac Salary Enhancemnt	64,068	0.78	0	0.00	23,709	0	87,777	0	87,777
51-3513-0100	Communication	814,493	12.48	56,749	1.07	274,034	0	1,145,276	31,428	1,176,704
51-3513-0200	University Newspaper	0	0.00	22,155	1.36	0	0	22,155	10,581	32,736
51-3513-0300	Forensics Trips	0	0.00	0	0.00	0	0	0	7,657	7,657
51-3513-7000	POE-Communication Enhancements	0	0.00	10,150	0.00	0	0	10,150	22,632	32,782
51-3513-7001	POE-Comm/Bio Food for Health Collaborate	73,090	0.80	0	0.00	28,575	0	101,665	294	101,959
51-3513-7500	Communication Diversity Funds-New Hires	7,617	0.12	0	0.00	3,341	0	10,958	0	10,958
51-3515-0100	Criminal Justice	176,119	2.60	38,721	0.71	71,662	0	286,502	10,518	297,020
51-3516-0100	English	1,024,681	13.60	35,081	0.66	339,662	0	1,399,424	36,358	1,435,782
51-3516-0500	Reynolds Reading Series	0	0.00	0	0.00	0	0	0	10,000	10,000
51-3517-0100	Geography	380,176	4.60	40,763	0.62	142,090	0	563,029	15,779	578,808
51-3518-0100	Health Science Programs	0	0.00	160,052	3.51	75,648	0	235,700	6,763	242,463
51-3518-7000	POE-Health Programs	0	0.00	0	0.00	0	0	0	15,500	15,500
51-3518-7001	POE-Health Science Graduate Assistant	0	0.00	11,151	0.33	0	0	11,151	1,879	13,030
51-3519-0100	History	674,089	7.75	67,515	1.10	222,793	0	964,397	12,365	976,762
51-3519-7000	POE-History Faculty	62,388	1.00	0	0.00	27,618	0	90,006	259	90,265
51-3519-8000	Dist Tuit Diff - History	0	0.00	0	1.00	0	0	0	0	0
51-3520-0100	Mathematics	713,006	11.35	37,132	0.65	252,083	0	1,002,221	21,379	1,023,600
51-3521-0100	Modern Languages	372,814	5.60	35,405	0.56	131,614	0	539,833	11,242	551,075
51-3521-0200	Translation/Interpretation Program	0	0.00	0	0.00	0	0	0	998	998
51-3521-8000	Dist Tuit Diff - Modern Languages	0	0.00	0	0.50	0	0	0	0	0
51-3522-0100	Music	1,048,891	12.85	113,729	2.50	365,863	0	1,528,483	51,956	1,580,439
51-3522-0200	Music Trips	0	0.00	0	0.00	0	0	0	10,950	10,950
51-3522-0300	Opera	0	0.00	2,049	0.11	0	0	2,049	200	2,249
51-3522-0400	Theater	395,662	5.00	42,215	1.23	135,855	0	573,732	9,255	582,987
51-3522-0500	Theatre Productions	0	0.00	13,941	0.79	0	0	13,941	16,411	30,352
51-3522-0600	UNK String Project	0	0.00	0	0.00	0	0	0	1,500	1,500
51-3522-7000	POE-Music Enhancements	68,960	0.75	17,950	0.25	14,518	0	101,428	87,771	189,199
51-3523-0100	Philosophy	277,841	3.00	1,944	0.00	82,461	0	362,246	3,259	365,505
51-3524-0100	Physics and Astronomy	358,095	5.60	65,715	1.41	145,268	0	569,078	28,252	597,330
51-3524-7000	POE-Physics Engineering Faculty/Staff	137,896	2.00	21,437	0.50	64,263	0	223,596	0	223,596
51-3525-0100	Political Science	538,225	6.60	46,743	0.71	184,341	0	769,309	12,596	781,905
51-3526-0100	Psychology	588,928	8.60	41,304	0.73	247,462	0	877,694	19,267	896,961
51-3526-7000	POE-Psychology Human Subject Coordinator	0	0.00	4,110	0.00	0	0	4,110	0	4,110
51-3527-0100	Social Work	281,367	4.00	32,401	0.43	110,115	0	423,883	8,028	431,911
51-3527-7000	POE-Social Work Professional Travel	0	0.00	0	0.00	0	0	0	4,000	4,000
51-3527-7001	POE-Social Work Faculty	67,736	1.00	0	0.00	27,685	0	95,421	0	95,421

COST OBJECT LISTING BY SUB PROGRAM
2021-2022GENERAL OPERATING BUDGET
UNIVERSITY OF NEBRASKA AT KEARNEY

SUBPROGRAM #/NAME: 35 College of Arts & Sciences

UNK-State General Fund-751 State & University Generated/Unrestricted

COST OBJECT		FACULTY Dollar	FACULTY FTE	NON FACULTY Dollar	NON FACULTY FTE	EMPLOYEE BENEFITS	PERSONAL SERVICE CREDITS	TOTAL PERSONAL SERVICES	TOTAL OPERATING EXPENSES	TOTAL
51-3527-7002	POE-Social Work Child Welfare Position	68,489	1.00	0	0.00	16,557	0	85,046	9,187	94,233
51-3527-7003	POE-Social Work Program Growth	0	0.00	0	0.00	0	0	0	5,332	5,332
51-3527-8000	Dist Tuit Diff - Social Work	0	0.00	0	0.25	0	0	0	0	0
51-3528-0100	Sociology	251,854	3.35	34,935	0.44	82,646	0	369,435	8,152	377,587
51-3599-0200	College of Arts & Sciences Unallocated	701,346	7.15	248,324	6.90	419,918	0	1,369,588	0	1,369,588
	TOTAL	**11,851,200**	**157.60**	**1,923,695**	**44.53**	**4,642,828**	**0**	**18,417,723**	**935,875**	**19,353,598**

UNK-Trust-Grant/Cont/Loan/End-758 Trust/Restricted

COST OBJECT		FACULTY Dollar	FACULTY FTE	NON FACULTY Dollar	NON FACULTY FTE	EMPLOYEE BENEFITS	PERSONAL SERVICE CREDITS	TOTAL PERSONAL SERVICES	TOTAL OPERATING EXPENSES	TOTAL
56-3518-0001005	UNMC/HRSA-Host CN AHEC 2020-21	0	0.00	56,145	1.06	15,207	0	71,352	33,000	104,352
57-3519-0001001	Foun - History	3,459	0.00	0	0.00	542	0	4,001	0	4,001
	TOTAL	**3,459**	**0.00**	**56,145**	**1.06**	**15,749**	**0**	**75,353**	**33,000**	**108,353**
	SUB PROGRAM TOTAL	**11,854,659**	**158**	**1,979,840**	**46**	**4,658,577**	**0**	**18,493,076**	**968,875**	**19,461,951**

SUBPROGRAM #/NAME: 41 Executive Administration

UNK-State General Fund-751 State & University Generated/Unrestricted

COST OBJECT		FACULTY Dollar	FACULTY FTE	NON FACULTY Dollar	NON FACULTY FTE	EMPLOYEE BENEFITS	PERSONAL SERVICE CREDITS	TOTAL PERSONAL SERVICES	TOTAL OPERATING EXPENSES	TOTAL
51-4101-0100	Chancellor's Office	0	0.00	571,234	3.94	115,430	0	686,664	33,596	720,260
51-4102-0100	Chancellor's Executive Management/Dev	4,278	0.00	0	0.00	677	0	4,955	25,604	30,559
	TOTAL	**4,278**	**0.00**	**571,234**	**3.94**	**116,107**	**0**	**691,619**	**59,200**	**750,819**

UNK-Trust-Grant/Cont/Loan/End-758 Trust/Restricted

COST OBJECT		FACULTY Dollar	FACULTY FTE	NON FACULTY Dollar	NON FACULTY FTE	EMPLOYEE BENEFITS	PERSONAL SERVICE CREDITS	TOTAL PERSONAL SERVICES	TOTAL OPERATING EXPENSES	TOTAL
57-4102-0001001	Foun - Chancellor	0	0.00	20,000	0.00	0	0	20,000	0	20,000
57-4102-0003001	Foun-Chancellor Salary Supplement	0	0.00	19,942	0.06	1,526	0	21,468	0	21,468
	TOTAL	**0**	**0.00**	**39,942**	**0.06**	**1,526**	**0**	**41,468**	**0**	**41,468**
	SUB PROGRAM TOTAL	**4,278**	**0**	**611,176**	**4**	**117,633**	**0**	**733,087**	**59,200**	**792,287**

SUBPROGRAM #/NAME: 42 Student Affairs

UNK-State General Fund-751 State & University Generated/Unrestricted

COST OBJECT		FACULTY Dollar	FACULTY FTE	NON FACULTY Dollar	NON FACULTY FTE	EMPLOYEE BENEFITS	PERSONAL SERVICE CREDITS	TOTAL PERSONAL SERVICES	TOTAL OPERATING EXPENSES	TOTAL
51-4201-0100	Student Affairs Office	0	0.00	116,179	1.87	47,986	0	164,165	4,209	168,374
51-4202-0200	Student Affairs Division State Travel	0	0.00	0	0.00	0	0	0	5,000	5,000
51-4202-0400	Social/Cultural Development	0	0.00	26,898	0.51	13,387	0	40,285	0	40,285
51-4202-0500	Student Conduct Office	0	0.00	19,693	0.37	7,820	0	27,513	1,032	28,545
51-4210-0100	Admissions	0	0.00	624,141	13.32	217,337	0	841,478	306,863	1,148,341
51-4210-0300	National Student Exchange	0	0.00	0	0.00	0	0	0	2,725	2,725
51-4210-7520	Admissions Diversity Funds	0	0.00	10,229	0.83	0	0	10,229	0	10,229
51-4212-0100	Academic Advising & Career Development	0	0.00	263,882	5.61	122,999	0	386,881	2,475	389,356
51-4214-0100	Enrollment Mgmt & Marketing	0	0.00	162,400	1.00	36,380	0	198,780	11,951	210,731
51-4214-0400	Enrollment Technology Strategies	0	0.00	113,680	2.00	53,477	0	167,157	3,698	170,855

COST OBJECT LISTING BY SUB PROGRAM
2021-2022GENERAL OPERATING BUDGET
UNIVERSITY OF NEBRASKA AT KEARNEY

SUBPROGRAM #/NAME: 42 Student Affairs

UNK-State General Fund-751 State & University Generated/Unrestricted

COST OBJECT		FACULTY Dollar	FACULTY FTE	NON FACULTY Dollar	NON FACULTY FTE	EMPLOYEE BENEFITS	PERSONAL SERVICE CREDITS	TOTAL PERSONAL SERVICES	TOTAL OPERATING EXPENSES	TOTAL
51-4215-0100	Office of Financial Aid	0	0.00	448,361	9.91	185,512	0	633,873	11,814	645,687
51-4216-0100	Office of Student Diversity & Inclusion	0	0.00	109,442	2.27	38,733	0	148,175	3,111	151,286
51-4216-7501	ODI Diversity Funds	0	0.00	64,515	1.49	21,558	0	86,073	0	86,073
51-4217-0100	Sdt Rec-Commencement	0	0.00	0	0.00	0	0	0	7,875	7,875
51-4217-0300	Student Records	0	0.00	560,798	10.94	247,532	0	808,330	7,424	815,754
51-4219-0100	Academic Success	0	0.00	100,277	1.57	42,583	0	142,860	0	142,860
51-4219-0200	Learning Strategies	0	0.00	130,903	3.42	51,134	0	182,037	13,350	195,387
51-4219-7520	Diversity-Academic Success KRNY Bound	0	0.00	36,132	0.83	20,445	0	56,577	0	56,577
51-4219-7521	Diversity-Acad Succ Disability Services	0	0.00	4,271	0.12	685	0	4,956	0	4,956
51-4253-0100	Intramurals State Budget	0	0.00	93,553	2.73	29,227	0	122,780	10,530	133,310
	TOTAL	**0**	**0.00**	**2,885,354**	**58.79**	**1,136,795**	**0**	**4,022,149**	**392,057**	**4,414,206**

UNK-State General Fund-751 Revolving/Designated

COST OBJECT		FACULTY Dollar	FACULTY FTE	NON FACULTY Dollar	NON FACULTY FTE	EMPLOYEE BENEFITS	PERSONAL SERVICE CREDITS	TOTAL PERSONAL SERVICES	TOTAL OPERATING EXPENSES	TOTAL
52-4210-0400	New Student Enrollment Fee	0	0.00	0	1.00	0	0	0	0	0
52-4212-0200	Senior Registration	0	0.00	0	0.40	0	0	0	0	0
52-4214-0200	Dual Enrollment Fee Revolving	0	0.00	0	0.14	0	0	0	0	0
52-4217-0200	Transcripts Revolving	0	0.00	0	1.32	0	0	0	0	0
52-4220-0100	Acad Success Fee-Learning Commons	0	0.00	0	2.58	0	0	0	0	0
52-4299-0500	Budget Adjustment Revolving - Student Af	0	0.00	149,252	0.00	0	0	149,252	100	149,352
	TOTAL	**0**	**0.00**	**149,252**	**5.44**	**0**	**0**	**149,252**	**100**	**149,352**

UNK-Federal Letter of Credit-756 Federal/Restricted

COST OBJECT		FACULTY Dollar	FACULTY FTE	NON FACULTY Dollar	NON FACULTY FTE	EMPLOYEE BENEFITS	PERSONAL SERVICE CREDITS	TOTAL PERSONAL SERVICES	TOTAL OPERATING EXPENSES	TOTAL
54-4218-0024001	Student Support Services 2020-2021	0	0.00	190,543	4.47	82,860	0	273,403	0	273,403
	TOTAL	**0**	**0.00**	**190,543**	**4.47**	**82,860**	**0**	**273,403**	**0**	**273,403**

UNK-Auxiliary-759 Auxiliaries & Services/Restricted

COST OBJECT		FACULTY Dollar	FACULTY FTE	NON FACULTY Dollar	NON FACULTY FTE	EMPLOYEE BENEFITS	PERSONAL SERVICE CREDITS	TOTAL PERSONAL SERVICES	TOTAL OPERATING EXPENSES	TOTAL
53-4202-0100	RB Aux Ent Student Life Travel	0	0.00	0	0.00	0	0	0	5,000	5,000
53-4202-0200	RB Contingency Maintenance	0	0.00	0	0.00	0	0	0	10,000	10,000
53-4216-0200	RB Student Diversity & Inclusion	0	0.00	6,928	0.00	1,096	0	8,024	18,000	26,024
53-4250-0100	RB Student Housing Administration	0	0.00	772,094	23.09	254,857	0	1,026,951	147,858	1,174,809
53-4250-0200	RB Residence Halls Programming	0	0.00	0	0.00	0	0	0	39,642	39,642
53-4250-0700	RB Room Damage Repair	0	0.00	0	0.00	0	0	0	4,000	4,000
53-4250-0710	RB RGL METS Program Expenses	0	0.00	0	0.00	0	0	0	17,500	17,500
53-4250-0800	RB Cable Television	0	0.00	6,493	0.10	1,884	0	8,377	150,000	158,377
53-4250-1100	RB RGL Microfridge Program Expenses	0	0.00	0	0.00	0	0	0	6,500	6,500
53-4250-1200	RB RGL Loft Expense	0	0.00	0	0.00	0	0	0	5,500	5,500
53-4251-0100	SHC-Student Health and Counseling	0	0.00	0	2.00	0	0	0	0	0
53-4251-0101	SHC-Student Health Services	0	0.00	0	3.02	0	0	0	0	0
53-4251-0102	SHC-Counseling Center	0	0.00	0	4.29	0	0	0	0	0
53-4251-0103	SHC-Peer Health Education	0	0.00	0	0.87	0	0	0	0	0
53-4251-0104	SHC-Women's Center	0	0.00	0	0.33	0	0	0	0	0
53-4252-0100	RB Food Services-Facilities	0	0.00	0	0.00	0	0	0	85,584	85,584
53-4252-0200	RB Union Retail Sales	0	0.00	0	0.00	0	0	0	7,296	7,296

COST OBJECT LISTING BY SUB PROGRAM
2021-2022GENERAL OPERATING BUDGET
UNIVERSITY OF NEBRASKA AT KEARNEY

SUBPROGRAM #/NAME: 42 Student Affairs

UNK-Auxiliary-759 Auxiliaries & Services/Restricted

COST OBJECT		FACULTY Dollar	FACULTY FTE	NON FACULTY Dollar	NON FACULTY FTE	EMPLOYEE BENEFITS	PERSONAL SERVICE CREDITS	TOTAL PERSONAL SERVICES	TOTAL OPERATING EXPENSES	TOTAL
53-4252-0300	RB Student Center	0	0.00	298,979	9.34	89,033	0	388,012	46,886	434,898
53-4252-0400	RB Promotion/Programming	0	0.00	27,405	0.72	12,628	0	40,033	2,165	42,198
53-4252-0600	RB Greek Life	0	0.00	53,750	1.00	8,793	0	62,543	2,800	65,343
53-4253-0200	Intramurals Operations	0	0.00	115,855	2.61	29,227	0	145,082	16,265	161,347
53-4253-0500	Intramurals Budget Offset	0	0.00	-115,855	0.00	-29,227	0	-145,082	-16,265	-161,347
53-4299-0100	RB Budget Adjustments-Independent Oper	0	0.00	3,955	0.90	16,594	0	20,549	249,689	270,238
53-4299-0500	Budget Adj-Auxiliary Student Services	0	0.00	785,000	46.84	0	0	785,000	3,780,305	4,565,305
	TOTAL	**0**	**0.00**	**1,954,604**	**95.10**	**384,885**	**0**	**2,339,489**	**4,578,725**	**6,918,214**
	SUB PROGRAM TOTAL	**0**	**0**	**5,179,753**	**164**	**1,604,540**	**0**	**6,784,293**	**4,970,882**	**11,755,175**

SUBPROGRAM #/NAME: 43 Business and Finance

UNK-State General Fund-751 State & University Generated/Unrestricted

COST OBJECT		FACULTY Dollar	FACULTY FTE	NON FACULTY Dollar	NON FACULTY FTE	EMPLOYEE BENEFITS	PERSONAL SERVICE CREDITS	TOTAL PERSONAL SERVICES	TOTAL OPERATING EXPENSES	TOTAL
51-4301-0100	VC Business/Finance	0	0.00	178,458	1.44	43,714	0	222,172	9,872	232,044
51-4301-0200	Associate VC Business/Finance	0	0.00	112,347	1.68	32,812	0	145,159	4,511	149,670
51-4302-0100	Financial Management Systems	0	0.00	0	0.00	0	0	0	3,484	3,484
51-4302-0200	Business & Finance Enhancement Fund	0	0.00	0	0.00	0	0	0	40,403	40,403
51-4302-0300	Emergency Operations/Training	0	0.00	0	0.00	0	0	0	19,724	19,724
51-4302-0400	State-Leadership UNK	0	0.00	0	0.00	0	0	0	5,700	5,700
51-4310-0100	Budget Office	0	0.00	137,457	1.54	49,183	0	186,640	5,489	192,129
51-4311-0100	Finance Office	0	0.00	441,628	7.95	137,347	0	578,975	21,352	600,327
51-4311-0200	Credit Card Fees	0	0.00	0	0.00	0	0	0	5,000	5,000
51-4311-0400	DAS Accting Charges	0	0.00	0	0.00	0	0	0	42,229	42,229
51-4311-0500	State CashNet	0	0.00	0	0.00	0	0	0	23,774	23,774
51-4312-0200	Business Services	0	0.00	54,428	1.60	28,660	0	83,088	10,157	93,245
51-4313-0100	Human Resources	0	0.00	249,702	4.92	70,537	0	320,239	42,154	362,393
51-4313-0300	State-Early Childhood Education Center	0	0.00	0	1.00	0	0	0	30,386	30,386
51-4313-0400	State-Staff Senate	0	0.00	0	0.00	0	0	0	2,218	2,218
51-4314-0100	UNK Police	0	0.00	209,483	3.57	64,137	0	273,620	56,965	330,585
51-4399-0500	Budget Adjustment - Inst Support VCBF	0	0.00	6,073	0.70	0	0	6,073	6,562	12,635
	TOTAL	**0**	**0.00**	**1,389,576**	**24.40**	**426,390**	**0**	**1,815,966**	**329,980**	**2,145,946**
52-4315-0300	Cost-Per-Copy Chargebacks	0	0.00	0	0.19	0	0	0	0	0

UNK-Trust-Grant/Cont/Loan/End-758 Trust/Restricted

COST OBJECT		FACULTY Dollar	FACULTY FTE	NON FACULTY Dollar	NON FACULTY FTE	EMPLOYEE BENEFITS	PERSONAL SERVICE CREDITS	TOTAL PERSONAL SERVICES	TOTAL OPERATING EXPENSES	TOTAL
57-4302-0001001	Instit Gen Trust	0	0.00	28,391	0.50	29,694	0	58,085	0	58,085
	TOTAL	**0**	**0.00**	**28,391**	**0.50**	**29,694**	**0**	**58,085**	**0**	**58,085**

UNK-Auxiliary-759 Auxiliaries & Services/Restricted

COST OBJECT		FACULTY Dollar	FACULTY FTE	NON FACULTY Dollar	NON FACULTY FTE	EMPLOYEE BENEFITS	PERSONAL SERVICE CREDITS	TOTAL PERSONAL SERVICES	TOTAL OPERATING EXPENSES	TOTAL
53-4301-0100	RB Auxiliary Enterprises Admin - VCBF	0	0.00	84,665	0.56	20,674	0	105,339	0	105,339
53-4301-0200	RB Auxiliary Enterprises Adm-Assoc VCBF	0	0.00	27,166	0.32	6,133	0	33,299	2,158	35,457
53-4302-0200	RB Insurance	0	0.00	0	0.00	0	0	0	218,023	218,023
53-4310-0100	RB Budget Office	0	0.00	52,578	0.46	16,379	0	68,957	0	68,957

COST OBJECT LISTING BY SUB PROGRAM
2021-2022GENERAL OPERATING BUDGET
UNIVERSITY OF NEBRASKA AT KEARNEY

SUBPROGRAM #/NAME: 43 Business and Finance

UNK-Auxiliary-759 Auxiliaries & Services/Restricted

COST OBJECT		FACULTY Dollar	FACULTY FTE	NON FACULTY Dollar	NON FACULTY FTE	EMPLOYEE BENEFITS	PERSONAL SERVICE CREDITS	TOTAL PERSONAL SERVICES	TOTAL OPERATING EXPENSES	TOTAL
53-4311-0100	RB Auxiliary Enterprises Admin - Finance	0	0.00	225,989	2.86	81,520	0	307,509	56,228	363,737
53-4311-0300	RB CashNet	0	0.00	0	0.00	0	0	0	19,974	19,974
53-4311-1500	ID Card Student Fees	0	0.00	0	0.50	0	0	0	0	0
53-4312-1200	RB LoperNites	0	0.00	0	0.00	0	0	0	68,000	68,000
53-4312-1300	RB Business Services	0	0.00	14,005	0.42	7,158	0	21,163	3,000	24,163
53-4312-1400	RB Promotional Fund	0	0.00	0	0.00	0	0	0	22,000	22,000
53-4313-0100	Aux-Early Childhood Education Center	0	0.00	0	18.25	0	0	0	0	0
53-4313-1100	RB Human Resources	0	0.00	106,431	1.08	27,713	0	134,144	0	134,144
53-4314-0100	RB UNK Police	0	0.00	401,497	7.56	127,297	0	528,794	0	528,794
53-4314-0200	RB Parking Services	0	0.00	101,927	2.83	40,420	0	142,347	45,052	187,399
	TOTAL	**0**	**0.00**	**1,014,258**	**34.84**	**327,294**	**0**	**1,341,552**	**434,435**	**1,775,987**
	SUB PROGRAM TOTAL	**0**	**0**	**2,432,225**	**60**	**783,378**	**0**	**3,215,603**	**764,415**	**3,980,018**

SUBPROGRAM #/NAME: 44 General Expense

UNK-State General Fund-751 State & University Generated/Unrestricted

COST OBJECT		FACULTY Dollar	FACULTY FTE	NON FACULTY Dollar	NON FACULTY FTE	EMPLOYEE BENEFITS	PERSONAL SERVICE CREDITS	TOTAL PERSONAL SERVICES	TOTAL OPERATING EXPENSES	TOTAL
51-4420-0200	Memberships	0	0.00	0	0.00	0	0	0	95,240	95,240
51-4420-0300	Insurance	0	0.00	0	0.00	0	0	0	351,732	351,732
51-4420-0500	Workers Compensation	0	0.00	0	0.00	164,939	0	164,939	0	164,939
51-4420-0600	Unemployment Compensation	0	0.00	0	0.00	46,000	0	46,000	0	46,000
51-4420-0700	Legal Counsel	0	0.00	0	0.00	0	0	0	17,500	17,500
51-4420-0800	Institutional Development	0	0.00	0	0.00	0	0	0	19,549	19,549
51-4420-1520	Tennis Facility	0	0.00	0	0.00	0	0	0	51,500	51,500
51-4431-0100	University Communications & Marketing	0	0.00	486,477	8.22	147,039	0	633,516	427,932	1,061,448
51-4432-0200	Commencement	0	0.00	0	0.00	0	0	0	40,047	40,047
51-4436-0200	Creative Services	0	0.00	169,135	3.00	45,986	0	215,121	15,933	231,054
51-4470-0100	Office of Equity and Compliance	0	0.00	155,885	2.17	56,359	0	212,244	35,399	247,643
51-4470-0300	Ombudsman	0	0.00	0	0.00	0	0	0	1,789	1,789
51-4471-0100	Alumni Association	0	0.00	5,631	0.18	441	0	6,072	75,000	81,072
	TOTAL	**0**	**0.00**	**817,128**	**13.57**	**460,764**	**0**	**1,277,892**	**1,131,621**	**2,409,513**

UNK-State General Fund-751 Revolving/Designated

COST OBJECT		FACULTY Dollar	FACULTY FTE	NON FACULTY Dollar	NON FACULTY FTE	EMPLOYEE BENEFITS	PERSONAL SERVICE CREDITS	TOTAL PERSONAL SERVICES	TOTAL OPERATING EXPENSES	TOTAL
52-4420-0200	Institutional General Revolving	0	0.00	0	0.00	13,716	0	13,716	1,000	14,716
52-4436-0100	Creative Services Revolving	0	0.00	0	1.88	0	0	0	0	0
	TOTAL	**0**	**0.00**	**0**	**1.88**	**13,716**	**0**	**13,716**	**1,000**	**14,716**

UNK-Auxiliary-759 Auxiliaries & Services/Restricted

COST OBJECT		FACULTY Dollar	FACULTY FTE	NON FACULTY Dollar	NON FACULTY FTE	EMPLOYEE BENEFITS	PERSONAL SERVICE CREDITS	TOTAL PERSONAL SERVICES	TOTAL OPERATING EXPENSES	TOTAL
53-4420-0100	RB Bookstore Retail Sales	0	0.00	0	0.00	0	0	0	784	784
53-4420-1500	RB Pre-season Athletic Meals	0	0.00	0	0.00	0	0	0	16,500	16,500
53-4420-2000	RB Workers Compensation	0	0.00	0	0.00	25,921	0	25,921	0	25,921
53-4420-2100	RB Unemployment Compensation	0	0.00	0	0.00	5,000	0	5,000	0	5,000
53-4420-2300	RB Athletics Tailgate Meals	0	0.00	0	0.00	0	0	0	5,000	5,000

COST OBJECT LISTING BY SUB PROGRAM
2021-2022GENERAL OPERATING BUDGET
UNIVERSITY OF NEBRASKA AT KEARNEY

SUBPROGRAM #/NAME: 44 General Expense

UNK-Auxiliary-759 Auxiliaries & Services/Restricted

COST OBJECT		FACULTY Dollar	FACULTY FTE	NON FACULTY Dollar	NON FACULTY FTE	EMPLOYEE BENEFITS	PERSONAL SERVICE CREDITS	TOTAL PERSONAL SERVICES	TOTAL OPERATING EXPENSES	TOTAL
53-4420-4000	RB-Food Service Expense	0	0.00	0	0.00	0	0	0	4,644,000	4,644,000
53-4420-4100	RB-Principle & Interest Payments	0	0.00	0	0.00	0	0	0	2,596,339	2,596,339
53-4420-8101	Wellness Center Operations	0	0.00	0	1.80	0	0	0	0	0
53-4420-8102	Wellness Center Facilities O & M	0	0.00	0	1.00	0	0	0	0	0
53-4470-0100	RB Office of Equity and Compliance	0	0.00	52,482	0.83	16,605	0	69,087	0	69,087
	TOTAL	**0**	**0.00**	**52,482**	**3.63**	**47,526**	**0**	**100,008**	**7,262,623**	**7,362,631**
	SUB PROGRAM TOTAL	**0**	**0**	**869,610**	**19**	**522,006**	**0**	**1,391,616**	**8,395,244**	**9,786,860**

SUBPROGRAM #/NAME: 74 Agency Funds

UNK-Federal Letter of Credit-756 Federal/Restricted

COST OBJECT		FACULTY Dollar	FACULTY FTE	NON FACULTY Dollar	NON FACULTY FTE	EMPLOYEE BENEFITS	PERSONAL SERVICE CREDITS	TOTAL PERSONAL SERVICES	TOTAL OPERATING EXPENSES	TOTAL
54-7420-2022001	W D Ford Federal Direct Loan Pgm 21-22	0	0.00	0	0.00	0	0	0	23,290,000	23,290,000
	TOTAL	**0**	**0.00**	**0**	**0.00**	**0**	**0**	**0**	**23,290,000**	**23,290,000**
	SUB PROGRAM TOTAL	**0**	**0**	**0**	**0**	**0**	**0**	**0**	**23,290,000**	**23,290,000**

SUBPROGRAM #/NAME: 77 Intercollegiate Athletics

UNK-State General Fund-751 State & University Generated/Unrestricted

COST OBJECT		FACULTY Dollar	FACULTY FTE	NON FACULTY Dollar	NON FACULTY FTE	EMPLOYEE BENEFITS	PERSONAL SERVICE CREDITS	TOTAL PERSONAL SERVICES	TOTAL OPERATING EXPENSES	TOTAL
51-7701-0100	Athletics State Budget	0	0.00	2,040,438	36.82	930,559	0	2,970,997	-73,349	2,897,648
51-7701-7520	Athletics Diversity Funds	0	0.00	16,257	0.00	2,574	0	18,831	0	18,831
	TOTAL	**0**	**0.00**	**2,056,695**	**36.82**	**933,133**	**0**	**2,989,828**	**-73,349**	**2,916,479**

UNK-Auxiliary-759 Auxiliaries & Services/Restricted

COST OBJECT		FACULTY Dollar	FACULTY FTE	NON FACULTY Dollar	NON FACULTY FTE	EMPLOYEE BENEFITS	PERSONAL SERVICE CREDITS	TOTAL PERSONAL SERVICES	TOTAL OPERATING EXPENSES	TOTAL
53-7701-0100	ST-Intercollegiate Athletics	0	0.00	519,445	9.52	406,271	0	925,716	501,368	1,427,084
53-7702-0100	ST-Athletics State/SET Fee Support	0	0.00	-2,093,211	0.00	-933,133	0	-3,026,344	-513,968	-3,540,312
53-7702-0200	ST-Equipment Room	0	0.00	42,000	1.00	12,365	0	54,365	0	54,365
53-7702-2501	Foun Reimb-Athletic Development Payroll	0	0.00	0	0.00	0	0	0	40,000	40,000
53-7702-2503	Foun Reimb-New West	0	0.00	90,541	1.61	38,684	0	129,225	0	129,225
53-7702-6002	ST-Ath Events Management	0	0.00	48,000	1.00	13,314	0	61,314	0	61,314
53-7710-0100	ST-Sports Information Office	0	0.00	51,970	1.00	13,944	0	65,914	0	65,914
53-7711-0100	ST-Strength Training	0	0.00	81,776	1.00	18,661	0	100,437	0	100,437
53-7711-0200	ST-Medical/Training Room	0	0.00	166,372	3.14	52,410	0	218,782	0	218,782
53-7712-0100	ST-Football	0	0.00	421,580	6.70	146,818	0	568,398	12,600	580,998
53-7712-0300	ST-Basketball - Men	0	0.00	142,738	2.00	33,480	0	176,218	0	176,218
53-7712-0400	ST-Wrestling	0	0.00	53,566	1.00	14,195	0	67,761	0	67,761
53-7712-0500	ST-Track - Men	0	0.00	49,828	1.00	21,697	0	71,525	0	71,525
53-7713-0100	ST-Volleyball	0	0.00	115,627	2.00	39,854	0	155,481	0	155,481
53-7713-0300	ST-Basketball - Women	0	0.00	139,038	2.00	39,840	0	178,878	0	178,878
53-7713-0400	ST-Track - Women	0	0.00	49,829	1.00	21,697	0	71,526	0	71,526
53-7713-0500	ST-Tennis - Women	0	0.00	40,600	1.00	23,432	0	64,032	0	64,032
53-7713-0600	ST-Softball	0	0.00	76,660	2.00	34,101	0	110,761	0	110,761

COST OBJECT LISTING BY SUB PROGRAM
2021-2022GENERAL OPERATING BUDGET
UNIVERSITY OF NEBRASKA AT KEARNEY

SUBPROGRAM #/NAME: 77 Intercollegiate Athletics

UNK-Auxiliary-759 Auxiliaries & Services/Restricted

COST OBJECT		FACULTY Dollar	FACULTY FTE	NON FACULTY Dollar	NON FACULTY FTE	EMPLOYEE BENEFITS	PERSONAL SERVICE CREDITS	TOTAL PERSONAL SERVICES	TOTAL OPERATING EXPENSES	TOTAL
53-7713-0700	ST-Golf - Women	0	0.00	17,357	0.50	5,437	0	22,794	0	22,794
53-7713-0800	ST-Swimming	0	0.00	36,218	1.00	23,473	0	59,691	0	59,691
53-7713-1800	ST-Soccer	0	0.00	40,607	1.00	12,144	0	52,751	0	52,751
53-7799-0500	Athletics Budget - Revenue	0	0.00	0	0.00	0	0	0	398,450	398,450
	TOTAL	**0**	**0.00**	**90,541**	**39.47**	**38,684**	**0**	**129,225**	**438,450**	**567,675**
	SUB PROGRAM TOTAL	**0**	**0**	**2,147,236**	**76**	**971,817**	**0**	**3,119,053**	**365,101**	**3,484,154**

SUBPROGRAM #/NAME: 98 Company Balance Sheets

UNK-Auxiliary-759 Auxiliaries & Services/Restricted

COST OBJECT		FACULTY Dollar	FACULTY FTE	NON FACULTY Dollar	NON FACULTY FTE	EMPLOYEE BENEFITS	PERSONAL SERVICE CREDITS	TOTAL PERSONAL SERVICES	TOTAL OPERATING EXPENSES	TOTAL
53-9813-3100	MONA Reimbursement	0	0.00	345,708	6.50	107,973	0	453,681	0	453,681
	TOTAL	**0**	**0.00**	**345,708**	**6.50**	**107,973**	**0**	**453,681**	**0**	**453,681**
	SUB PROGRAM TOTAL	**0**	**0**	**345,708**	**7**	**107,973**	**0**	**453,681**	**0**	**453,681**

SUBPROGRAM #/NAME: 99 Income Activity

UNK-State General Fund-751 Revolving/Designated

COST OBJECT		FACULTY Dollar	FACULTY FTE	NON FACULTY Dollar	NON FACULTY FTE	EMPLOYEE BENEFITS	PERSONAL SERVICE CREDITS	TOTAL PERSONAL SERVICES	TOTAL OPERATING EXPENSES	TOTAL
52-9960-0100	SET Fee - State	0	0.00	0	0.00	0	0	0	750,000	750,000
52-9990-0200	Budget Adjustment - Institutional Admin	0	0.00	50	0.00	0	0	50	100	150
	TOTAL	**0**	**0.00**	**50**	**0.00**	**0**	**0**	**50**	**750,100**	**750,150**

UNK-Federal Letter of Credit-756 Federal/Restricted

COST OBJECT		FACULTY Dollar	FACULTY FTE	NON FACULTY Dollar	NON FACULTY FTE	EMPLOYEE BENEFITS	PERSONAL SERVICE CREDITS	TOTAL PERSONAL SERVICES	TOTAL OPERATING EXPENSES	TOTAL
54-9990-0100	Budget Adjustment - Instruction	243,706	3.50	105,575	1.12	100,676	0	449,957	8,547	458,504
54-9990-0200	Budget Adjustment - Research	0	0.00	0	0.00	0	0	0	272,000	272,000
54-9990-0300	Budget Adjustment -Community Service	0	0.00	109,133	0.00	0	0	109,133	50,867	160,000
54-9990-0500	Budget Adjustment - Student Services	0	0.00	0	0.00	0	0	0	162,251	162,251
54-9990-0600	Budget Adjustment-Gen Admin Log Svc LTD	0	0.00	21,855	0.00	0	0	21,855	425,000	446,855
54-9990-0800	Budget Adjustment - Scholarship	0	0.00	0	0.00	0	0	0	9,575,000	9,575,000
54-9990-0900	Budget Adjustment-Independent Oper LTD	0	0.00	72,000	0.00	0	0	72,000	0	72,000
	TOTAL	**243,706**	**3.50**	**308,563**	**1.12**	**100,676**	**0**	**652,945**	**10,493,665**	**11,146,610**

UNK-Federal Grants/Contracts-757 Federal/Restricted

COST OBJECT		FACULTY Dollar	FACULTY FTE	NON FACULTY Dollar	NON FACULTY FTE	EMPLOYEE BENEFITS	PERSONAL SERVICE CREDITS	TOTAL PERSONAL SERVICES	TOTAL OPERATING EXPENSES	TOTAL
55-9990-0100	Budget Adjustment - Instruction	119,542	3.00	0	0.00	72,149	0	191,691	78,332	270,023
	TOTAL	**119,542**	**3.00**	**0**	**0.00**	**72,149**	**0**	**191,691**	**78,332**	**270,023**

UNK-Trust-Grant/Cont/Loan/End-758 Trust/Restricted

COST OBJECT		FACULTY Dollar	FACULTY FTE	NON FACULTY Dollar	NON FACULTY FTE	EMPLOYEE BENEFITS	PERSONAL SERVICE CREDITS	TOTAL PERSONAL SERVICES	TOTAL OPERATING EXPENSES	TOTAL
56-9990-0100	Budget Adjustment - Instruction LTD	246,935	3.72	0	0.00	105,090	0	352,025	0	352,025

COST OBJECT LISTING BY SUB PROGRAM
2021-2022GENERAL OPERATING BUDGET
UNIVERSITY OF NEBRASKA AT KEARNEY

SUBPROGRAM #/NAME: 99 Income Activity

UNK-Trust-Grant/Cont/Loan/End-758 Trust/Restricted

COST OBJECT		FACULTY Dollar	FACULTY FTE	NON FACULTY Dollar	NON FACULTY FTE	EMPLOYEE BENEFITS	PERSONAL SERVICE CREDITS	TOTAL PERSONAL SERVICES	TOTAL OPERATING EXPENSES	TOTAL
56-9990-0200	Budget Adjustment - Research LTD	450,077	1.20	0	0.00	92,537	0	542,614	325,000	867,614
56-9990-0300	Budget Adjustment - Public Service LTD	22,000	0.55	95,000	13.05	13,241	0	130,241	4,720	134,961
56-9990-0400	Budget Adjustment - Academic Support	0	0.00	0	0.00	0	0	0	23,000	23,000
56-9990-0500	Budget Adj-Student Services	0	0.00	0	0.00	0	0	0	64,000	64,000
57-9990-0000	Budget Adjustment-Agency YTD	0	0.00	0	0.00	0	0	0	7,285,564	7,285,564
57-9990-0100	Budget Adjustment - Instruction YTD	94,242	1.03	0	0.00	33,193	0	127,435	207,565	335,000
57-9990-0300	Budget Adjustment-Public Service YTD	0	0.00	39,140	0.50	0	0	39,140	37,000	76,140
57-9990-0460	Budget Adjustment - Acad Admin YTD	16,288	0.30	0	0.00	7,901	0	24,189	8,088	32,277
57-9990-0620	Budget Adjustment - Fin Mgmt/Oper YTD	0	0.00	0	0.00	0	0	0	70,323	70,323
57-9990-0700	Budget Adjustment-Physical Plant YTD	0	0.00	0	0.00	0	0	0	2,000	2,000
57-9990-0800	Budget Adjustment - Scholarship YTD	0	0.00	0	0.00	0	0	0	3,405,000	3,405,000
	TOTAL	**829,542**	**6.80**	**134,140**	**13.55**	**251,962**	**0**	**1,215,644**	**11,432,260**	**12,647,904**
	SUB PROGRAM TOTAL	**1,192,790**	**13**	**442,753**	**15**	**424,787**	**0**	**2,060,330**	**22,754,357**	**24,814,687**

COST OBJECT LISTING BY SUB PROGRAM
2021-2022GENERAL OPERATING BUDGET
UNIVERSITY OF NEBRASKA
EXCLUDING ITS

SUBPROGRAM #/NAME: 30 Distance Education

UNCA-State General Fund-781 Revolving/Designated

COST OBJECT		FACULTY Dollar	FACULTY FTE	NON FACULTY Dollar	NON FACULTY FTE	EMPLOYEE BENEFITS	PERSONAL SERVICE CREDITS	TOTAL PERSONAL SERVICES	TOTAL OPERATING EXPENSES	TOTAL
92-3014-0001	ISHS Admin & Instruction	0	0.00	827,138	13.47	261,131	0	1,088,269	396,044	1,484,313
92-3014-1001	ISHS-Materials	0	0.00	0	0.00	0	0	0	16,182	16,182
92-3014-1002	ISHS-Marketing & Promotion	0	0.00	260,431	5.00	82,219	0	342,650	116,750	459,400
92-3014-1003	ISHS Curriculum Team	0	0.00	236,682	4.80	74,721	0	311,403	7,926	319,329
92-3014-1004	EEO ISHS-Ready Minds	0	0.00	218,284	5.00	68,912	0	287,196	17,917	305,113
	TOTAL	**0**	**0.00**	**1,542,535**	**28.27**	**486,983**	**0**	**2,029,518**	**554,819**	**2,584,337**
	SUB PROGRAM TOTAL	**0**	**0**	**1,542,535**	**28**	**486,983**	**0**	**2,029,518**	**554,819**	**2,584,337**

SUBPROGRAM #/NAME: 31 EPSCoR

UNCA-State General Fund-781 State & University Generated/Unrestricted

COST OBJECT		FACULTY Dollar	FACULTY FTE	NON FACULTY Dollar	NON FACULTY FTE	EMPLOYEE BENEFITS	PERSONAL SERVICE CREDITS	TOTAL PERSONAL SERVICES	TOTAL OPERATING EXPENSES	TOTAL
91-3101-0100	Epscor	0	0.00	84,122	0.95	23,201	0	107,323	207,968	315,291
91-3101-0200	Epscor Non-Match	0	0.00	0	0.00	0	0	0	100,000	100,000
	TOTAL	**0**	**0.00**	**84,122**	**0.95**	**23,201**	**0**	**107,323**	**307,968**	**415,291**

UNCA-Federal Advance-787 Federal/Restricted

COST OBJECT		FACULTY Dollar	FACULTY FTE	NON FACULTY Dollar	NON FACULTY FTE	EMPLOYEE BENEFITS	PERSONAL SERVICE CREDITS	TOTAL PERSONAL SERVICES	TOTAL OPERATING EXPENSES	TOTAL
95-3101-0050001	NSF EPSCoR RII Track 1 CRRI	0	0.00	168,243	1.90	50,994	0	219,237	1,561,526	1,780,763
95-3101-0060001	NSF EPSCOR TRACK 1 EQUATE	0	0.00	168,243	1.90	50,994	0	219,237	0	219,237
	TOTAL	**0**	**0.00**	**336,486**	**3.80**	**101,988**	**0**	**438,474**	**1,561,526**	**2,000,000**
	SUB PROGRAM TOTAL	**0**	**0**	**420,608**	**5**	**125,189**	**0**	**545,797**	**1,869,494**	**2,415,291**

SUBPROGRAM #/NAME: 32 Research Initiative

UNCA-State General Fund-781 State & University Generated/Unrestricted

COST OBJECT		FACULTY Dollar	FACULTY FTE	NON FACULTY Dollar	NON FACULTY FTE	EMPLOYEE BENEFITS	PERSONAL SERVICE CREDITS	TOTAL PERSONAL SERVICES	TOTAL OPERATING EXPENSES	TOTAL
91-3201-0100	Nebraska Research Initiative	0	0.00	0	0.00	0	0	0	11,318,050	11,318,050
91-3201-0105	Export Control	0	0.00	67,295	0.50	18,842	0	86,137	0	86,137
	TOTAL	**0**	**0.00**	**67,295**	**0.50**	**18,842**	**0**	**86,137**	**11,318,050**	**11,404,187**
	SUB PROGRAM TOTAL	**0**	**0**	**67,295**	**1**	**18,842**	**0**	**86,137**	**11,318,050**	**11,404,187**

SUBPROGRAM #/NAME: 33 Facilities Management & Planning

UNCA-State General Fund-781 State & University Generated/Unrestricted

COST OBJECT		FACULTY Dollar	FACULTY FTE	NON FACULTY Dollar	NON FACULTY FTE	EMPLOYEE BENEFITS	PERSONAL SERVICE CREDITS	TOTAL PERSONAL SERVICES	TOTAL OPERATING EXPENSES	TOTAL
91-3301-0100	Def Repair & Maint Fund	0	0.00	0	0.00	0	0	0	18,000,000	18,000,000
91-3304-0001	Facilities Admin Salaries	0	0.00	203,000	1.00	56,840	0	259,840	0	259,840
91-3304-1001	Management Salaries	0	0.00	107,757	1.00	30,172	0	137,929	0	137,929
91-3316-0001	Physical Planning Real Estate	0	0.00	435,377	5.60	121,905	0	557,282	4,664	561,946
	TOTAL	**0**	**0.00**	**746,134**	**7.60**	**208,917**	**0**	**955,051**	**18,004,664**	**18,959,715**

COST OBJECT LISTING BY SUB PROGRAM
2021-2022GENERAL OPERATING BUDGET
UNIVERSITY OF NEBRASKA
EXCLUDING ITS

SUBPROGRAM #/NAME: 33 Facilities Management & Planning

UNCA-State General Fund-781 Revolving/Designated

COST OBJECT		FACULTY Dollar	FACULTY FTE	NON FACULTY Dollar	NON FACULTY FTE	EMPLOYEE BENEFITS	PERSONAL SERVICE CREDITS	TOTAL PERSONAL SERVICES	TOTAL OPERATING EXPENSES	TOTAL
92-3305-0001	Facilities Planning & Const	0	0.00	3,657,363	48.00	1,155,177	0	4,812,540	-817,877	3,994,663
	TOTAL	**0**	**0.00**	**3,657,363**	**48.00**	**1,155,177**	**0**	**4,812,540**	**-817,877**	**3,994,663**
	SUB PROGRAM TOTAL	**0**	**0**	**4,403,497**	**56**	**1,364,094**	**0**	**5,767,591**	**17,186,787**	**22,954,378**

SUBPROGRAM #/NAME: 41 System Administration

UNCA-State General Fund-781 State & University Generated/Unrestricted

COST OBJECT		FACULTY Dollar	FACULTY FTE	NON FACULTY Dollar	NON FACULTY FTE	EMPLOYEE BENEFITS	PERSONAL SERVICE CREDITS	TOTAL PERSONAL SERVICES	TOTAL OPERATING EXPENSES	TOTAL
91-4101-0200	Board of Regents	0	0.00	0	1.00	0	0	0	41,850	41,850
91-4105-0100	President's Office	0	0.00	1,365,761	5.65	382,414	0	1,748,175	135,000	1,883,175
91-4105-0200	Equipment & Related Exp	0	0.00	0	0.00	0	0	0	100,000	100,000
91-4105-1200	President Market/Equity Salary Pool	0	0.00	300,000	0.00	0	0	300,000	0	300,000
91-4105-1400	Internal Audit & Advisory Services	0	0.00	819,254	8.00	229,392	0	1,048,646	166,688	1,215,334
91-4105-1403	Budget Resp Team Savings	0	0.00	1,400,000	0.00	0	0	1,400,000	0	1,400,000
91-4110-0100	External Relations	0	0.00	846,342	7.60	236,976	0	1,083,318	57,000	1,140,318
91-4115-0100	Law Library	0	0.00	0	0.00	0	0	0	25,000	25,000
91-4115-0200	Vice President & General Counsel	0	0.00	1,762,309	13.50	493,447	0	2,255,756	37,000	2,292,756
91-4120-0100	Executive Vice President and Provost	0	0.00	1,800,277	14.95	613,838	0	2,414,115	81,000	2,495,115
91-4120-0150	Institutional Research	0	0.00	0	0.00	0	0	0	50,000	50,000
91-4125-0100	Vice President for Business & Finance	0	0.00	1,722,498	9.15	329,495	0	2,051,993	97,000	2,148,993
91-4125-0170	Human Resources	0	0.00	323,073	3.00	90,460	0	413,533	10,000	423,533
91-4125-0180	Bond & Tax Consulting	0	0.00	0	0.00	0	0	0	600,000	600,000
91-4125-0300	Printing & Related Exp	0	0.00	0	0.00	0	0	0	30,000	30,000
91-4125-0400	Insur Redistribution	0	0.00	0	0.00	0	0	0	40,000	40,000
91-4125-0500	Building Operations	0	0.00	0	0.00	0	0	0	175,000	175,000
91-4125-0600	Workers Compensation	0	0.00	0	0.00	105,551	0	105,551	0	105,551
91-4130-0500	Memberships & Dues	0	0.00	0	0.00	0	0	0	75,000	75,000
91-4130-0600	Consultant Services	0	0.00	0	0.00	0	0	0	250,000	250,000
91-4130-1100	General Operations	0	0.00	2,000,000	0.00	0	0	2,000,000	750,000	2,750,000
91-4130-1120	UNCA Student Wages	0	0.00	12,480	0.50	0	0	12,480	0	12,480
91-4130-1130	UNCA Student Interns	0	0.00	15,600	0.50	0	0	15,600	0	15,600
	TOTAL	**0**	**0.00**	**12,367,594**	**63.85**	**2,481,573**	**0**	**14,849,167**	**2,720,538**	**17,569,705**

UNCA-Trust-Grant/Cont/Loan/End-788 Trust/Restricted

COST OBJECT		FACULTY Dollar	FACULTY FTE	NON FACULTY Dollar	NON FACULTY FTE	EMPLOYEE BENEFITS	PERSONAL SERVICE CREDITS	TOTAL PERSONAL SERVICES	TOTAL OPERATING EXPENSES	TOTAL
96-4125-0001001	VPBF Spec Project	0	0.00	0	0.00	0	0	0	1,500,000	1,500,000
96-4125-0022001	UTDC	0	0.00	46,589	0.50	13,265	0	59,854	190,146	250,000
	TOTAL	**0**	**0.00**	**46,589**	**0.50**	**13,265**	**0**	**59,854**	**1,690,146**	**1,750,000**
	SUB PROGRAM TOTAL	**0**	**0**	**12,414,183**	**64**	**2,494,838**	**0**	**14,909,021**	**4,410,684**	**19,319,705**

SUBPROGRAM #/NAME: 42 Nebraska Student Information System

UNCA-State General Fund-781 State & University Generated/Unrestricted

COST OBJECT		FACULTY Dollar	FACULTY FTE	NON FACULTY Dollar	NON FACULTY FTE	EMPLOYEE BENEFITS	PERSONAL SERVICE CREDITS	TOTAL PERSONAL SERVICES	TOTAL OPERATING EXPENSES	TOTAL

COST OBJECT LISTING BY SUB PROGRAM
2021-2022GENERAL OPERATING BUDGET
UNIVERSITY OF NEBRASKA
EXCLUDING ITS

SUBPROGRAM #/NAME: 42 Nebraska Student Information System

UNCA-State General Fund-781 State & University Generated/Unrestricted

COST OBJECT		FACULTY Dollar	FACULTY FTE	NON FACULTY Dollar	NON FACULTY FTE	EMPLOYEE BENEFITS	PERSONAL SERVICE CREDITS	TOTAL PERSONAL SERVICES	TOTAL OPERATING EXPENSES	TOTAL
91-4210-0100	NeSIS Functional	0	0.00	710,856	8.00	199,039	0	909,895	0	909,895
91-4210-0110	NeSIS Technical	0	0.00	961,525	11.50	269,229	0	1,230,754	0	1,230,754
91-4210-0310	NeSIS Software Maintenance	0	0.00	0	0.00	0	0	0	1,395,244	1,395,244
	TOTAL	**0**	**0.00**	**1,672,381**	**19.50**	**468,268**	**0**	**2,140,649**	**1,395,244**	**3,535,893**
	SUB PROGRAM TOTAL	**0**	**0**	**1,672,381**	**20**	**468,268**	**0**	**2,140,649**	**1,395,244**	**3,535,893**

SUBPROGRAM #/NAME: 45 SAP Activity

UNCA-State General Fund-781 State & University Generated/Unrestricted

COST OBJECT		FACULTY Dollar	FACULTY FTE	NON FACULTY Dollar	NON FACULTY FTE	EMPLOYEE BENEFITS	PERSONAL SERVICE CREDITS	TOTAL PERSONAL SERVICES	TOTAL OPERATING EXPENSES	TOTAL
91-4510-0100	NeBIS Functional	0	0.00	1,132,749	12.25	317,170	0	1,449,919	0	1,449,919
91-4510-0110	NeBIS Technical	0	0.00	1,232,382	13.00	345,067	0	1,577,449	0	1,577,449
91-4510-0350	NeBIS Software Maintenance	0	0.00	0	0.00	0	0	0	964,237	964,237
	TOTAL	**0**	**0.00**	**2,365,131**	**25.25**	**662,237**	**0**	**3,027,368**	**964,237**	**3,991,605**
	SUB PROGRAM TOTAL	**0**	**0**	**2,365,131**	**25**	**662,237**	**0**	**3,027,368**	**964,237**	**3,991,605**

SUBPROGRAM #/NAME: 46 General Administration

UNCA-State General Fund-781 State & University Generated/Unrestricted

COST OBJECT		FACULTY Dollar	FACULTY FTE	NON FACULTY Dollar	NON FACULTY FTE	EMPLOYEE BENEFITS	PERSONAL SERVICE CREDITS	TOTAL PERSONAL SERVICES	TOTAL OPERATING EXPENSES	TOTAL
91-4610-0400	Marketing	0	0.00	0	0.00	0	0	0	218,000	218,000
91-4620-2200	P-16 Initiative	0	0.00	2,132	0.05	597	0	2,729	7,271	10,000
91-4620-2201	P-16 Initiative State	0	0.00	0	0.00	0	0	0	100,000	100,000
91-4620-2400	President's Initiatives	0	0.00	453,000	0.00	0	0	453,000	0	453,000
91-4625-0130	ARDC Remediation	0	0.00	0	1.05	0	0	0	0	0
91-4625-0400	Self Insurance	0	0.00	0	0.00	0	0	0	439,817	439,817
91-4625-0700	Das Accounting Services	0	0.00	0	0.00	0	0	0	430,694	430,694
91-4629-0100	Administrative Services	0	0.00	655,762	11.00	183,614	0	839,376	0	839,376
91-4630-0200	Intercampus Development Fund	0	0.00	0	0.00	0	0	0	2,000,000	2,000,000
91-4630-0270	Travel Software Maintenance Fees	0	0.00	0	0.00	0	0	0	316,000	316,000
91-4630-0280	System Benefit Office Support	0	0.00	1,600,000	0.00	0	0	1,600,000	0	1,600,000
91-4630-0291	Microsoft Enterprise Licenses	0	0.00	0	0.00	0	0	0	1,788,872	1,788,872
91-4630-0292	DocuSign Enterprise Licenses	0	0.00	0	0.00	0	0	0	240,000	240,000
91-4630-0293	Archibus Enterprise Licenses	0	0.00	0	0.00	0	0	0	168,700	168,700
91-4630-0294	Compliance LMS Enterprise Licenses	0	0.00	0	0.00	0	0	0	200,000	200,000
91-4630-0295	P2P Technology	0	0.00	0	0.00	0	0	0	250,000	250,000
91-4630-0296	IT & Enterprise System Investments	0	0.00	0	0.00	0	0	0	1,000,000	1,000,000
91-4630-0300	HR/Talent/Equity Initiatives	0	0.00	0	0.00	0	0	0	150,000	150,000
91-4630-0500	Programs of Excellence	0	0.00	0	0.00	0	0	0	49,957	49,957
91-4630-0501	POE Allocations	0	0.00	0	0.00	0	0	0	3,082,607	3,082,607
91-4630-0620	Nebraska Career Scholarships	0	0.00	0	0.00	0	0	0	4,000,000	4,000,000
91-4630-0630	Daugherty Water for Food Global Inst	0	0.00	0	0.00	0	0	0	500,000	500,000
	TOTAL	**0**	**0.00**	**2,710,894**	**12.10**	**184,211**	**0**	**2,895,105**	**14,941,918**	**17,837,023**

COST OBJECT LISTING BY SUB PROGRAM
2021-2022GENERAL OPERATING BUDGET
UNIVERSITY OF NEBRASKA
EXCLUDING ITS

SUBPROGRAM #/NAME: 46 General Administration

UNCA-Trust-Grant/Cont/Loan/End-788 Trust/Restricted

COST OBJECT		FACULTY Dollar	FACULTY FTE	NON FACULTY Dollar	NON FACULTY FTE	EMPLOYEE BENEFITS	PERSONAL SERVICE CREDITS	TOTAL PERSONAL SERVICES	TOTAL OPERATING EXPENSES	TOTAL
96-4620-0004001	Thompson Scholars	0	0.00	153,706	2.00	43,760	0	197,466	2,534	200,000
	TOTAL	**0**	**0.00**	**153,706**	**2.00**	**43,760**	**0**	**197,466**	**2,534**	**200,000**
	SUB PROGRAM TOTAL	**0**	**0**	**2,864,600**	**14**	**227,971**	**0**	**3,092,571**	**14,944,452**	**18,037,023**

SUBPROGRAM #/NAME: 47 Buffett Early Childhood Institute

UNCA-State General Fund-781 State & University Generated/Unrestricted

COST OBJECT		FACULTY Dollar	FACULTY FTE	NON FACULTY Dollar	NON FACULTY FTE	EMPLOYEE BENEFITS	PERSONAL SERVICE CREDITS	TOTAL PERSONAL SERVICES	TOTAL OPERATING EXPENSES	TOTAL
91-4710-0200	BECI Administration	0	0.00	831,744	6.36	232,889	0	1,064,633	388,867	1,453,500
	TOTAL	**0**	**0.00**	**831,744**	**6.36**	**232,889**	**0**	**1,064,633**	**388,867**	**1,453,500**

UNCA-Trust-Grant/Cont/Loan/End-788 Trust/Restricted

COST OBJECT		FACULTY Dollar	FACULTY FTE	NON FACULTY Dollar	NON FACULTY FTE	EMPLOYEE BENEFITS	PERSONAL SERVICE CREDITS	TOTAL PERSONAL SERVICES	TOTAL OPERATING EXPENSES	TOTAL
96-4710-0902001	BECI PDG Roll up	0	0.00	536,700	8.00	152,801	0	689,501	560,499	1,250,000
96-4730-0200001	BECI - Program Development: Supt Plan	0	0.00	832,447	10.80	237,000	0	1,069,447	430,553	1,500,000
96-4740-0901001	BECI - Supt. Plan Evaluation	0	0.00	71,507	1.00	20,358	0	91,865	323,135	415,000
97-4710-0100001	BECI - Operations	0	0.00	277,973	3.14	79,140	0	357,113	442,887	800,000
97-4720-0100001	BECI - Workforce Planning & Development	0	0.00	435,206	5.00	123,904	0	559,110	205,890	765,000
97-4730-0100001	BECI - Program Development	0	0.00	211,375	2.20	60,180	0	271,555	228,445	500,000
97-4740-0100001	BECI - Research & Evaluation	0	0.00	520,950	6.00	148,317	0	669,267	205,733	875,000
97-4750-0100001	BECI - Communications	0	0.00	756,652	10.00	214,958	0	971,610	528,390	1,500,000
97-4760-0100001	BECI Professional Learning	0	0.00	279,973	3.00	79,035	0	359,008	85,992	445,000
	TOTAL	**0**	**0.00**	**3,922,783**	**49.14**	**1,115,693**	**0**	**5,038,476**	**3,011,524**	**8,050,000**
	SUB PROGRAM TOTAL	**0**	**0**	**4,754,527**	**56**	**1,348,582**	**0**	**6,103,109**	**3,400,391**	**9,503,500**

SUBPROGRAM #/NAME: 48 NU Online

UNCA-State General Fund-781 State & University Generated/Unrestricted

COST OBJECT		FACULTY Dollar	FACULTY FTE	NON FACULTY Dollar	NON FACULTY FTE	EMPLOYEE BENEFITS	PERSONAL SERVICE CREDITS	TOTAL PERSONAL SERVICES	TOTAL OPERATING EXPENSES	TOTAL
91-4820-2500	NU Online Administration/Operations	0	0.00	456,537	3.82	127,829	0	584,366	162,977	747,343
91-4820-2510	NU Online Marketing/Lead Generation	0	0.00	434,648	7.50	121,702	0	556,350	1,579,569	2,135,919
91-4820-2520	Academic Support/Development	0	0.00	0	0.00	0	0	0	365,000	365,000
	TOTAL	**0**	**0.00**	**891,185**	**11.32**	**249,531**	**0**	**1,140,716**	**2,107,546**	**3,248,262**
	SUB PROGRAM TOTAL	**0**	**0**	**891,185**	**11**	**249,531**	**0**	**1,140,716**	**2,107,546**	**3,248,262**

SUBPROGRAM #/NAME: 49 Procure-to-Pay (P2P)

UNCA-State General Fund-781 State & University Generated/Unrestricted

COST OBJECT		FACULTY Dollar	FACULTY FTE	NON FACULTY Dollar	NON FACULTY FTE	EMPLOYEE BENEFITS	PERSONAL SERVICE CREDITS	TOTAL PERSONAL SERVICES	TOTAL OPERATING EXPENSES	TOTAL
91-4901-0001	P2P	0	0.00	2,308,502	42.21	635,765	0	2,944,267	140,437	3,084,704
	TOTAL	**0**	**0.00**	**2,308,502**	**42.21**	**635,765**	**0**	**2,944,267**	**140,437**	**3,084,704**

COST OBJECT LISTING BY SUB PROGRAM
2021-2022GENERAL OPERATING BUDGET
UNIVERSITY OF NEBRASKA
EXCLUDING ITS

SUBPROGRAM #/NAME: 49 Procure-to-Pay (P2P)

UNCA-State General Fund-781 Revolving/Designated

COST OBJECT		FACULTY Dollar	FACULTY FTE	NON FACULTY Dollar	NON FACULTY FTE	EMPLOYEE BENEFITS	PERSONAL SERVICE CREDITS	TOTAL PERSONAL SERVICES	TOTAL OPERATING EXPENSES	TOTAL
92-4901-0100	Strategic Procurement	0	0.00	398,379	5.91	125,805	0	524,184	25,816	550,000
92-4901-0200	Payment Services	0	0.00	39,396	0.63	12,442	0	51,838	848,162	900,000
	TOTAL	**0**	**0.00**	**437,775**	**6.54**	**138,247**	**0**	**576,022**	**873,978**	**1,450,000**
	SUB PROGRAM TOTAL	**0**	**0**	**2,746,277**	**49**	**774,012**	**0**	**3,520,289**	**1,014,415**	**4,534,704**

SUBPROGRAM #/NAME: 74 Agency Funds

97-7420-0001001	NSWERS Operations	0	0.00	0	2.00	0	0	0	0	0

SUBPROGRAM #/NAME: 97 Clearing Centers

UNCA-Auxiliary-789 Auxiliaries & Services/Restricted

COST OBJECT		FACULTY Dollar	FACULTY FTE	NON FACULTY Dollar	NON FACULTY FTE	EMPLOYEE BENEFITS	PERSONAL SERVICE CREDITS	TOTAL PERSONAL SERVICES	TOTAL OPERATING EXPENSES	TOTAL
93-9770-0200	Administrative Systems Clearing	0	0.00	0	0.00	0	0	0	1,150,000	1,150,000
	TOTAL	**0**	**0.00**	**0**	**0.00**	**0**	**0**	**0**	**1,150,000**	**1,150,000**
	SUB PROGRAM TOTAL	**0**	**0**	**0**	**0**	**0**	**0**	**0**	**1,150,000**	**1,150,000**

COST OBJECT LISTING BY SUB PROGRAM
2021-2022GENERAL OPERATING BUDGET
UNIVERSITY OF NEBRASKA
INFORMATION TECHNOLOGY SERVICES

SUBPROGRAM #/NAME: 29 Information Technology Services

UNCA-State General Fund-781 State & University Generated/Unrestricted

COST OBJECT		FACULTY Dollar	FACULTY FTE	NON FACULTY Dollar	NON FACULTY FTE	EMPLOYEE BENEFITS	PERSONAL SERVICE CREDITS	TOTAL PERSONAL SERVICES	TOTAL OPERATING EXPENSES	TOTAL
91-2901-0001	ITS Department	60,863	0.40	3,141,296	17.62	914,437	0	4,116,596	2,125,924	6,242,520
91-2901-0900	ITS State-aided Budget Clearing	0	0.00	0	0.00	0	0	0	891,443	891,443
91-2905-0030	Budget & Accounting	0	0.00	14,560	0.50	4,078	0	18,638	0	18,638
91-2905-0040	Project & Portfolio Management Office	0	0.00	277,531	3.00	77,710	0	355,241	0	355,241
91-2905-0050	ITS Communications	0	0.00	59,885	1.00	16,768	0	76,653	0	76,653
91-2907-0001	Client Services Division	0	0.00	46,443	0.37	13,004	0	59,447	0	59,447
91-2907-0010	End User Computing	0	0.00	151,431	1.95	62,152	0	213,583	0	213,583
91-2907-0011	Endpoint Management	0	0.00	56,250	0.80	15,042	0	71,292	0	71,292
91-2907-0020	Enterprise Call Center	0	0.00	245,566	5.82	68,759	0	314,325	0	314,325
91-2907-0032	UNL Desktop Support	0	0.00	388,430	8.00	108,761	0	497,191	0	497,191
91-2907-0040	UNO User Services	0	0.00	185,375	3.00	51,906	0	237,281	0	237,281
91-2907-0050	UNK User Services	0	0.00	150,026	2.78	42,008	0	192,034	0	192,034
91-2908-0010	Identity & Access Management	0	0.00	419,773	5.00	117,535	0	537,308	0	537,308
91-2908-0020	Security	0	0.00	920,145	10.75	226,840	0	1,146,985	0	1,146,985
91-2908-0040	Web App Security	0	0.00	92,580	1.00	25,924	0	118,504	0	118,504
91-2909-0011	UNL Applications & Development	0	0.00	362,101	4.75	101,388	0	463,489	0	463,489
91-2909-0020	UNL SIS Application & Development	0	0.00	797,623	9.00	223,334	0	1,020,957	0	1,020,957
91-2909-0030	UNO Applications & Development	0	0.00	819,929	9.75	229,580	0	1,049,509	0	1,049,509
91-2909-0040	UNK Applications & Development	0	0.00	162,599	2.22	45,528	0	208,127	0	208,127
91-2910-0001	Infrastructure Division	0	0.00	64,955	0.50	18,188	0	83,143	0	83,143
91-2910-0002	Infrastructure IANR	0	0.00	0	0.00	0	0	0	210,882	210,882
91-2910-0030	Data Center	0	0.00	52,951	1.00	14,827	0	67,778	0	67,778
91-2910-0033	Data Center Printing	0	0.00	130,862	2.70	36,641	0	167,503	0	167,503
91-2910-0040	Disaster Mitigation	0	0.00	97,763	1.00	27,374	0	125,137	0	125,137
91-2910-0060	Network Engineering	0	0.00	1,505,696	18.78	419,353	0	1,925,049	0	1,925,049
91-2910-0080	Systems	0	0.00	1,240,716	15.23	343,568	0	1,584,284	0	1,584,284
91-2911-0010	UNL Academic Technologies	0	0.00	105,508	1.32	29,543	0	135,051	0	135,051
91-2911-0011	UNL Acad Tech GP Maint	0	0.00	0	0.00	0	0	0	11,000	11,000
91-2911-0030	UNL Digital Learning Center	0	0.00	39,562	0.74	11,078	0	50,640	0	50,640
91-2911-0040	UNO Academic Technologies	0	0.00	94,793	1.29	26,542	0	121,335	0	121,335
91-2911-0050	UNK Academic Technologies	0	0.00	33,701	0.49	9,436	0	43,137	0	43,137
91-2912-0001	Enterprise Services Div	0	0.00	356,893	4.00	99,931	0	456,824	0	456,824
91-2912-0002	Web Application & Support	0	0.00	404,696	5.51	113,314	0	518,010	0	518,010
	TOTAL	**60,863**	**0.40**	**12,419,639**	**139.86**	**3,494,549**	**0**	**15,975,051**	**3,239,249**	**19,214,300**

UNCA-State General Fund-781 Revolving/Designated

COST OBJECT		FACULTY Dollar	FACULTY FTE	NON FACULTY Dollar	NON FACULTY FTE	EMPLOYEE BENEFITS	PERSONAL SERVICE CREDITS	TOTAL PERSONAL SERVICES	TOTAL OPERATING EXPENSES	TOTAL
92-2901-0010	STF UNL	0	0.00	443,600	0.00	32,695	0	476,295	3,325,953	3,802,248
92-2901-0011	STF UNO	0	0.00	96,800	0.00	7,135	0	103,935	493,980	597,915
92-2901-0012	STF UNK	0	0.00	0	0.00	0	0	0	331,794	331,794
92-2901-0020	DE UNL	0	0.00	0	0.00	0	0	0	476,613	476,613
92-2901-0021	DE UNO	0	0.00	212,697	3.00	67,150	0	279,847	681,864	961,711
92-2907-0011	Client Services Service Center	0	0.00	1,547,182	29.59	492,680	0	2,039,862	191,138	2,231,000
92-2907-0014	STF UNL EndUser Comp	0	0.00	32,307	0.52	10,199	0	42,506	0	42,506
92-2907-0026	DE UNL Ent Call Cntr	0	0.00	6,865	0.19	2,168	0	9,033	0	9,033
92-2907-0035	STF UNL HuskerTech	0	0.00	142,241	3.14	44,906	0	187,147	0	187,147
92-2907-0040	STF UNO User Svcs	0	0.00	386,209	7.15	121,926	0	508,135	0	508,135
92-2907-0050	STF UNK User Svcs	0	0.00	66,768	1.38	21,079	0	87,847	0	87,847
92-2908-0012	STF UNO IAM	0	0.00	55,825	1.00	17,625	0	73,450	0	73,450

COST OBJECT LISTING BY SUB PROGRAM
2021-2022GENERAL OPERATING BUDGET
UNIVERSITY OF NEBRASKA
INFORMATION TECHNOLOGY SERVICES

SUBPROGRAM #/NAME: 29 Information Technology Services

UNCA-State General Fund-781 Revolving/Designated

COST OBJECT		FACULTY Dollar	FACULTY FTE	NON FACULTY Dollar	NON FACULTY FTE	EMPLOYEE BENEFITS	PERSONAL SERVICE CREDITS	TOTAL PERSONAL SERVICES	TOTAL OPERATING EXPENSES	TOTAL
92-2908-0021	STF UNL Security	0	0.00	64,960	1.00	20,509	0	85,469	0	85,469
92-2908-0022	STF UNO Security	0	0.00	131,061	1.57	34,928	0	165,989	0	165,989
92-2908-0023	STF UNK Security	0	0.00	10,070	0.15	3,179	0	13,249	0	13,249
92-2908-0025	DE UNL Security	0	0.00	28,714	0.28	9,065	0	37,779	0	37,779
92-2909-0011	UNL Applications & Development SC	0	0.00	575,029	7.76	181,539	0	756,568	3,432	760,000
92-2909-0013	STF UNL Appl & Dvl	0	0.00	49,481	0.75	0	0	49,481	0	49,481
92-2909-0031	STF UNO Appl & Dvl	0	0.00	28,962	0.44	9,143	0	38,105	0	38,105
92-2909-0040	STF UNK Appl & Dvl	0	0.00	147,778	1.93	46,653	0	194,431	0	194,431
92-2910-0010	Infrastructure Service Center	0	0.00	381,124	4.49	120,322	0	501,446	3,636,223	4,137,669
92-2910-0013	Infrastructure - Network Engineering SC	0	0.00	228,554	3.24	72,155	0	300,709	0	300,709
92-2910-0016	Infrastructure - Net Ops (wirepulls) SC	0	0.00	89,574	2.00	28,280	0	117,854	0	117,854
92-2910-0017	Infrastructure - Systems (storage) SC	0	0.00	148,413	1.94	46,855	0	195,268	0	195,268
92-2910-0022	STF UNO Infra	0	0.00	176,371	1.79	55,680	0	232,051	0	232,051
92-2910-0060	STF UNL Network Srvs	0	0.00	75,311	1.50	23,776	0	99,087	0	99,087
92-2910-0062	STF UNK Network Srvs	0	0.00	25,739	0.37	8,125	0	33,864	0	33,864
92-2910-0080	STF UNL Systems	0	0.00	35,572	0.50	11,230	0	46,802	0	46,802
92-2910-0081	STF UNO Systems	0	0.00	142,751	2.00	42,218	0	184,969	0	184,969
92-2910-0082	STF UNK Systems	0	0.00	45,168	0.47	14,259	0	59,427	0	59,427
92-2910-0090	Telecommunications SC	0	0.00	833,914	12.13	263,269	0	1,097,183	3,413,048	4,510,231
92-2910-0092	Telecommunications SC - Operator Service	0	0.00	206,177	5.81	65,092	0	271,269	0	271,269
92-2911-0010	STF UNL Acad Tech	0	0.00	447,176	7.07	156,797	0	603,973	0	603,973
92-2911-0013	DE UNL Acad Tech	0	0.00	160,807	2.61	50,768	0	211,575	0	211,575
92-2911-0020	UNL Classroom Build & Design SC	0	0.00	271,775	4.80	85,800	0	357,575	72,425	430,000
92-2911-0030	UNL Digital Learning Center Scanning SC	0	0.00	0	0.00	0	0	0	5,000	5,000
92-2911-0032	STF UNL DLC	0	0.00	63,303	1.16	19,984	0	83,287	0	83,287
92-2911-0040	STF UNO Acad Tech	0	0.00	227,548	3.25	71,838	0	299,386	0	299,386
92-2911-0041	DE UNO Acad Tech	0	0.00	307,951	4.28	107,338	0	415,289	0	415,289
92-2911-0050	STF UNK Acad Tech	0	0.00	136,344	2.01	43,044	0	179,388	0	179,388
	TOTAL	**0**	**0.00**	**8,030,121**	**121.30**	**2,409,409**	**0**	**10,439,530**	**12,631,470**	**23,071,000**

UNCA-State General Fund-781 Cash & Student Contracts/Designated

COST OBJECT		FACULTY Dollar	FACULTY FTE	NON FACULTY Dollar	NON FACULTY FTE	EMPLOYEE BENEFITS	PERSONAL SERVICE CREDITS	TOTAL PERSONAL SERVICES	TOTAL OPERATING EXPENSES	TOTAL
91-2910-0003	Network Nebraska	0	0.00	173,983	1.75	48,716	0	222,699	377,301	600,000
	TOTAL	**0**	**0.00**	**173,983**	**1.75**	**48,716**	**0**	**222,699**	**377,301**	**600,000**

UNCA-Auxiliary-789 Auxiliaries & Services/Restricted

COST OBJECT		FACULTY Dollar	FACULTY FTE	NON FACULTY Dollar	NON FACULTY FTE	EMPLOYEE BENEFITS	PERSONAL SERVICE CREDITS	TOTAL PERSONAL SERVICES	TOTAL OPERATING EXPENSES	TOTAL
93-2906-0001	Computer Sales	0	0.00	88,729	1.00	22,778	0	111,507	803,543	915,050
93-2906-0002	Cell Phones Sales	0	0.00	265,828	4.83	68,238	0	334,066	5,065,934	5,400,000
93-2907-0030	UNL Computer Repair Service Center	0	0.00	23,042	0.32	15,339	0	38,381	36,119	74,500
93-2907-0040	UNO User Services	0	0.00	0	0.00	0	0	0	3,000	3,000
93-2910-0063	Network Engineering Greek Net	0	0.00	0	0.00	0	0	0	15,000	15,000
93-2911-0011	UNL AT EquipCheckout	0	0.00	0	0.00	0	0	0	7,000	7,000
93-2911-0040	UNO Acad Tech-Print	0	0.00	0	0.00	0	0	0	11,750	11,750
93-2911-0051	UNK Computer Sales	0	0.00	18,859	0.40	4,841	0	23,700	0	23,700
	TOTAL	**0**	**0.00**	**396,458**	**6.55**	**111,196**	**0**	**507,654**	**5,942,346**	**6,450,000**

COST OBJECT LISTING BY SUB PROGRAM
2021-2022GENERAL OPERATING BUDGET
UNIVERSITY OF NEBRASKA
INFORMATION TECHNOLOGY SERVICES

SUB PROGRAM TOTAL	**60,863**	**0**	**21,020,201**	**269**	**6,063,870**	**0**	**27,144,934**	**22,190,366**	**49,335,300**