Fiscal Year 2018-2019

General Operating Budget

UNIVERSITY OF Nebraska

University of Nebraska
General Operating Budget
Fiscal Year 2018-2019

As of July 1, 2018

(This page left blank intentionally)

Preface

FUNDING CATEGORIES

The University of Nebraska's operating budget is supported from a variety of funding sources, which have been categorized as unrestricted, designated, or restricted. The unrestricted budget supports the instruction, research and public service missions of the University of Nebraska; the designated and restricted budget includes grants, contracts, auxiliary operations and other funds classified for a specific use by University policy or practice.

The data presented in this document segregates the budgets by funding source in the following manner:

Unrestricted	Designated and/or Restricted					
State and University Generated	Cash	Revolving	Federal	Auxiliaries and Services	Trust	Total

Unrestricted

State- and University-Generated

The Unrestricted Budget (also referred to as the State-Aided budget) supports the instruction, research and public service missions of the University of Nebraska and is funded from state appropriations, university-generated cash funds and federal funds.

University-generated cash funds include tuition, some student fees (application, registration, late payment, graduation processing), investment income and a small amount of other miscellaneous cash revenues.

Federal funds that support the Unrestricted budget are those specifically identified in the Hatch and Smith-Lever Acts for activities at the Institute of Agriculture and Natural Resources (IANR). The Hatch Act supports Research activity on a project-by-project basis and includes such things as swine breeding and beef physiology. The Smith Lever Act supports Public Service activity, such as extension educators.

Designated and/or Restricted

Cash

Designated cash includes cash generated from patient service activities at the University of Nebraska Medical Center, campus research facility and administrative cost recoveries, and research funding from the Tobacco Settlement Fund.

Revolving

Revolving revenue is generated from activities incidental to instruction, research, and public service. Examples include class and laboratory fees, proceeds from the sale of grain or livestock related to research activities, product consulting fees, video sales to students, clinics and workshops proceeds, athletic seminar fees, testing services fees, and revenue from music/theater productions.

Federal

Federal budgets include federal grants and contracts and student aid programs supported from federal funds.

Auxiliaries and Services

An auxiliary enterprise is an entity that exists to furnish goods and services to students, faculty, or staff and charge a fee directly related to its operations. Auxiliary enterprises include residence halls, food service, student unions, bookstores, etc.

Trust

The budgets supported by trust funds relate directly to nonfederal grants or contracts, nonfederal student aid programs, maintenance of student loan programs, endowment funds, and agency funds.

CAMPUS ABBREVIATIONS:

UNL	University of Nebraska-Lincoln
IANR	Institute of Agriculture and Natural Resources
NCTA	Nebraska College of Technical Agriculture
UNMC	University of Nebraska Medical Center
UNO	University of Nebraska at Omaha
UNK	University of Nebraska at Kearney
UNCA	University of Nebraska Central Administration

Unless specified otherwise, UNL includes IANR

COST CENTERS and WBS ELEMENTS

Cost centers and WBS Elements are used by the University to plan, gather, and track costs for University units and/or departments. A brief description of their structure follows:

Cost Center

A ten-digit number used to plan, gather, and track costs for a University unit or department for State Aided (revolving and non-revolving), auxiliary, and other fund types. Within a department, multiple cost centers may be set up to further break down expenses by project or activity.

Structure

Visual recognition has been built into the numbering structure. The first number represents the campus and the second number represents the fund type. The third and fourth digits represent the college or administrative area, and the fifth and sixth digits represent the department. The remaining digits represent the further breakdown of the cost center as necessary for reporting.

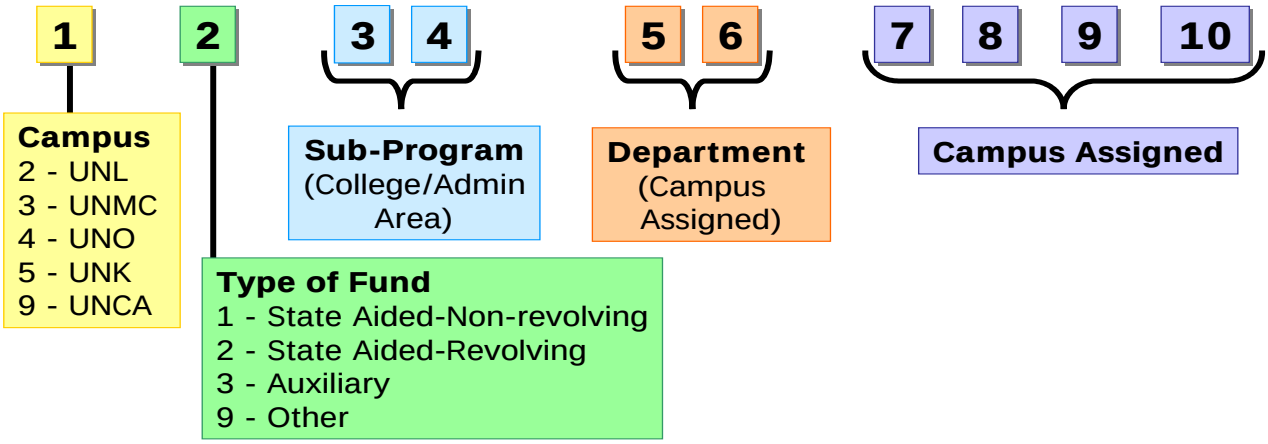

WBS Elements

A thirteen-digit number used to track costs and define the accounting structure within a project. A project can have multiple WBS elements, which can be used to segregate or breakdown the project by any criteria desired. The most common uses are for grants, subcontracts, phases of a plant project, tasks, or by faculty member for project accounting.

Structure

Visual recognition has been built into the numbering structure. The first number represents the campus and the second number represents the fund type. The third and fourth digits represent the college or administrative area, and the fifth and sixth digits represent the department. Digits seven through ten represent the project. The remaining digits represent the further breakdown of the WBS element as necessary for reporting.

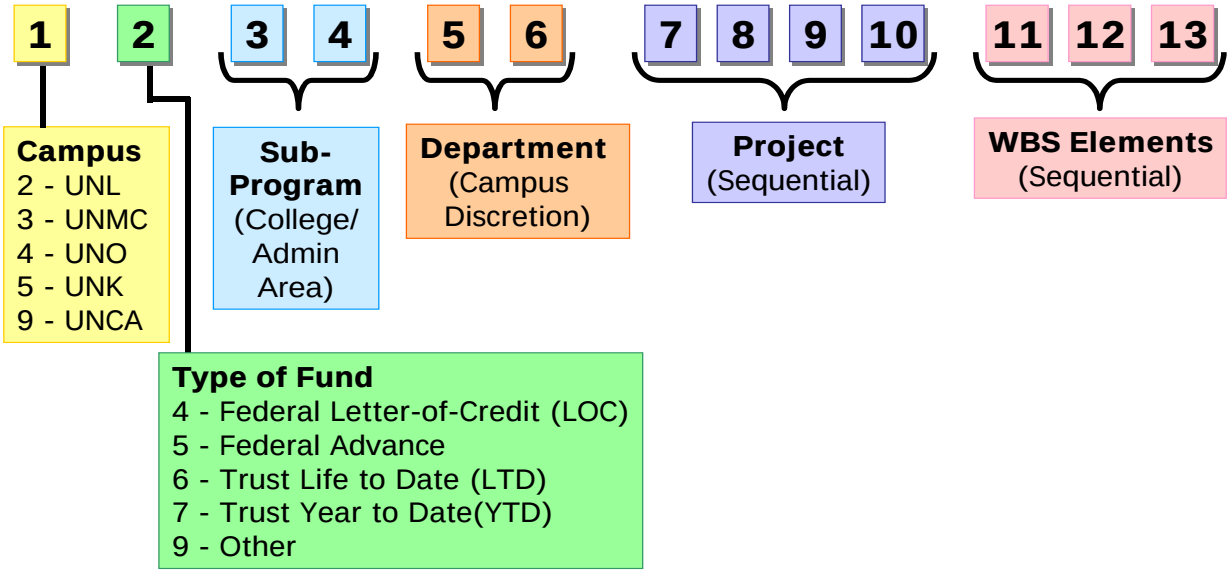

(This page left blank intentionally.)

University of Nebraska (Excluding NCTA)

2018-19 Budget by Funding Source

Fund	Definition	Amount
State Appropriations	State tax revenue allocated to the University	$ 571,372,711
Unrestricted Cash		
Tuition	Tuition less University remissions	367,850,721
Other Cash	Investment Income, application and registration fees, and other revenues	20,658,142
Designated Cash	Clinic patient revenues, Tobacco Research funds, indirect cost research incentive funds	87,765,000
Federal Funds	Provided by federal agencies for research, cooperative extension, grants and contracts, and student aid programs.	530,551,594
Revolving Funds	Self-generated from departmental sales, course and lab fees, and charges for housing, food services, etc.	660,800,000
Trust Funds	Private gifts, grants, and contracts, non-federal student aid programs, etc.	404,500,000
	Totals	**$ 2,643,498,168**

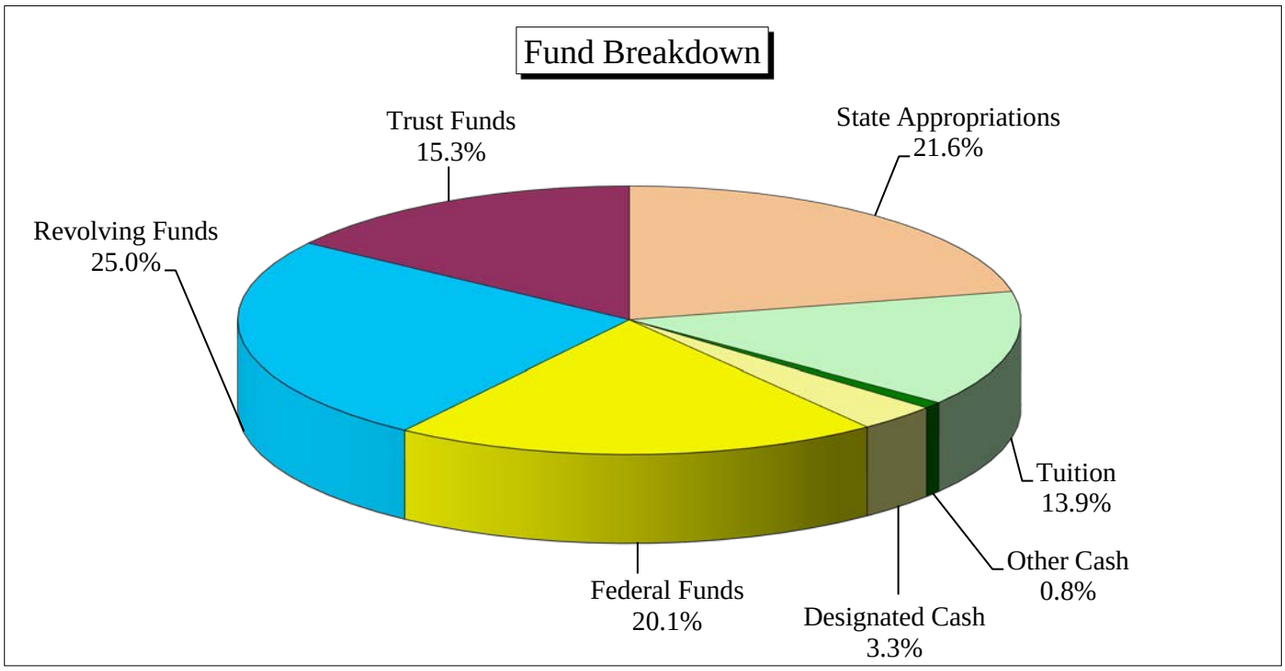

Table 6. Total Expenditures for Unrestricted State-Aided Programs, 2018-2019

	UNL	UNMC	UNO	UNK	UNCA	NCTA	TOTAL
01 Academic Affairs	22,280,058	5,159,405	2,406,265	5,042,368	-	-	**34,888,096**
02 College of Architecture	4,636,540	-	-	-	-	-	**4,636,540**
03 College of Public Affairs and Community Services	-	-	13,206,049	-	-	-	**13,206,049**
04 College of Allied Health	-	7,225,929	-	-	-	-	**7,225,929**
05 College of Arts and Sciences	68,884,488	-	25,099,235	-	-	-	**93,983,723**
06 College of Business Administration	31,298,040	-	13,337,026	8,665,869	-	-	**53,300,935**
07 College of Communication, Fine Arts and Media	-	-	9,972,603	-	-	-	**9,972,603**
07 College of Fine and Performing Arts	12,764,452	-	-	-	-	-	**12,764,452**
08 College of Information Science and Technology	-	-	10,684,536	-	-	-	**10,684,536**
09 College of Dentistry	-	11,686,376	-	-	-	-	**11,686,376**
10 College of Education	-	-	12,115,147	7,352,844	-	-	**19,467,991**
11 College of Engineering and Technology	37,495,529	-	-	-	-	-	**37,495,529**
12 College of Graduate Studies	-	-	-	1,523,094	-	-	**1,523,094**
12 Graduate College	-	1,855,820	-	-	-	-	**1,855,820**
12 Graduate Studies	-	-	1,869,199	-	-	-	**1,869,199**
12 Research	2,984,775	-	-	-	-	-	**2,984,775**
14 College of Journalism and Mass Communication	5,568,366	-	-	-	-	-	**5,568,366**
15 College of Law	9,077,701	-	-	-	-	-	**9,077,701**
16 Criss Library	-	-	4,518,582	-	-	-	**4,518,582**
16 McGoogan Library of Medicine	-	2,834,455	-	-	-	-	**2,834,455**
16 University Libraries	12,377,566	-	-	2,586,581	-	-	**14,964,147**
17 College of Education and Human Sciences	22,061,060	-	-	-	-	-	**22,061,060**
18 College of Nursing	-	18,780,664	-	-	-	-	**18,780,664**
19 Eppley Research Institute	-	3,890,608	-	-	-	-	**3,890,608**
20 Academic Services & Enrollment Management	7,590,178	-	-	-	-	-	**7,590,178**
20 College of Pharmacy	-	6,121,650	-	-	-	-	**6,121,650**
21 Summer Sessions	4,193,836	-	2,528,154	1,382,164	-	-	**8,104,154**
22 Other Instruction or Research	1,001,890	3,368,890	13,317,450	1,045,407	-	-	**18,733,637**
23 Student Aid	5,269,390	224,380	4,890,180	1,980,050	-	-	**12,364,000**
24 International Programs	849,764	-	643,315	559,319	-	-	**2,052,398**
25 Instruction Budget Adjustments	6,194,979	10,961,558	-	-	-	-	**17,156,537**
26 Continuing Studies	-	-	1,820,269	-	-	-	**1,820,269**
26 Continuing Studies and Public Services	-	-	-	556,448	-	-	**556,448**
27 Television and Radio	2,120,186	-	-	-	-	-	**2,120,186**
28 Museums and Art Gallery	2,612,508	-	-	285,070	-	-	**2,897,578**
29 Academic Computing Support	-	2,126,931	-	-	-	-	**2,126,931**
29 Information Technology Services	-	-	-	-	21,109,322	-	**21,109,322**
30 Distance Education	-	-	164,600	-	-	-	**164,600**
30 Extended Education	54,795	-	-	-	-	-	**54,795**

Table 6. Total Expenditures for Unrestricted State-Aided Programs, 2018-2019

	UNL	UNMC	UNO	UNK	UNCA	NCTA	TOTAL
30 Rural Health Education Network	-	45,045	-	-	-	-	**45,045**
31 EPSCoR	-	-	-	-	415,291	-	**415,291**
32 Research Initiative	-	-	-	-	11,404,187	-	**11,404,187**
33 Facilities Management & Planning	-	-	-	-	11,000,000	-	**11,000,000**
33 Facilities Mgmt & Planning	47,209,323	-	-	-	-	-	**47,209,323**
33 Physical Plant Administration	-	20,664,886	17,528,245	7,426,487	-	-	**45,619,618**
34 Innovation Campus	319,000	-	-	-	-	-	**319,000**
35 College of Arts & Sciences	-	-	-	18,358,141	-	-	**18,358,141**
38 Other Plant Operations & Maintenance	-	3,938,493	-	-	-	-	**3,938,493**
41 Executive Administration	1,834,778	1,893,996	800,326	676,454	-	-	**5,205,554**
41 System Administration	-	-	-	-	12,658,459	-	**12,658,459**
42 Nebraska Student Information System	-	-	-	-	3,646,929	-	**3,646,929**
42 Student Affairs	-	-	-	4,203,472	-	-	**4,203,472**
42 Student Services	1,521,757	1,231,737	5,494,132	-	-	-	**8,247,626**
43 Business and Finance	17,133,828	14,508,560	6,585,186	2,355,442	-	-	**40,583,016**
44 General Expense	6,613,247	3,658,549	1,794,357	2,381,976	-	-	**14,448,129**
44 University-Wide Computing	-	-	-	-	-	-	**-**
45 SAP Activity	-	-	-	-	4,154,481	-	**4,154,481**
46 General Administration	-	-	-	-	12,164,353	-	**12,164,353**
46 Peter Kiewit Institute	-	-	-	-	-	-	**-**
51 College of Medicine	-	36,231,586	-	-	-	-	**36,231,586**
52 College of Medicine	-	15,727,078	-	-	-	-	**15,727,078**
53 College of Medicine	-	17,617,409	-	-	-	-	**17,617,409**
54 College of Public Health	-	10,001,892	-	-	-	-	**10,001,892**
57 Tobacco Fund Research	-	-	-	-	-	-	**-**
58 Innovation Campus	96,972	-	-	-	-	-	**96,972**
61 College of Ag Sciences and Natural Resources	22,119,677	-	-	-	-	-	**22,119,677**
62 Agriculture Research Division	45,927,083	-	-	-	-	-	**45,927,083**
63 Cooperative Extension Service	32,693,553	-	-	-	-	-	**32,693,553**
64 NE Innovation Campus	6,253,453	-	-	-	-	-	**6,253,453**
65 Nebraska Forest Service	3,000,886	-	-	-	-	-	**3,000,886**
66 Other IANR	14,282,997	-	-	-	-	-	**14,282,997**
67 Nebraska College of Technical Agriculture	-	-	-	-	-	4,267,746	**4,267,746**
68 IANR International Programs	2,292,478	-	-	-	-	-	**2,292,478**
71 UNMC/Eppley Center Cancer Research & Care	-	413,493	-	-	-	-	**413,493**
77 Intercollegiate Athletics	-	-	5,696,064	2,474,847	-	-	**8,170,911**
79 Other Auxiliary Enterprises	514,203	-	-	-	-	-	**514,203**
82 Munroe-Meyer State Support	-	4,904,467	-	-	-	-	**4,904,467**

Table 6. Total Expenditures for Unrestricted State-Aided Programs, 2018-2019

	UNL	UNMC	UNO	UNK	UNCA	NCTA	TOTAL
TOTAL Unrestricted Expenditures	**461,129,336**	**205,073,857**	**154,470,920**	**68,856,033**	**76,553,022**	**4,267,746**	**970,350,914**

Table 7: Total Expenditures for Designated/Restricted Cash Programs, 2018-2019

	UNL	UNMC	UNO	UNK	UNCA	NCTA	TOTAL
01 Academic Affairs	-	772,633	-	190,000	-	-	**962,633**
04 College of Allied Health	-	1,894,037	-	-	-	-	**1,894,037**
12 Research	3,244,587	-	-	-	-	-	**3,244,587**
16 University Libraries	2,000,000	-	-	-	-	-	**2,000,000**
22 Other Instruction or Research	-	24,775,000	2,593,280	-	-	-	**27,368,280**
25 Instruction Budget Adjustments	21,155,413	-	-	-	-	-	**21,155,413**
29 Information Technology Services	-	-	-	-	600,000	-	**600,000**
41 Executive Administration	-	-	18,880	-	-	-	**18,880**
42 Student Services	-	-	25,020	-	-	-	**25,020**
43 Business and Finance	-	(666,670)	62,820	-	-	-	**(603,850)**
55 Munroe-Meyer Institute	-	9,200,000	-	-	-	-	**9,200,000**
56 Dental Clinic	-	8,500,000	-	-	-	-	**8,500,000**
57 Tobacco Fund Research	-	11,800,000	-	-	-	-	**11,800,000**
58 Anatomical Board	-	-	-	-	-	-	**-**
66 Other IANR	1,600,000	-	-	-	-	-	**1,600,000**
TOTAL Designated Cash	**28,000,000**	**56,275,000**	**2,700,000**	**190,000**	**600,000**	**0**	**87,765,000**

Table 8: Total Expenditures for Revovling Programs, 2018-2019

	UNL	UNMC	UNO	UNK	UNCA	NCTA	TOTAL
01 Academic Affairs	1,447,495	-	-	3,950,596	-	-	**5,398,091**
02 College of Architecture	78,400	-	-	-	-	-	**78,400**
03 College of Public Affairs and Community Services	-	-	1,586,631	-	-	-	**1,586,631**
05 College of Arts and Sciences	3,604,698	-	1,853,935	-	-	-	**5,458,633**
06 College of Business Administration	886,929	-	2,425,247	-	-	-	**3,312,176**
07 College of Communication, Fine Arts and Media	-	-	1,065,379	-	-	-	**1,065,379**
07 College of Fine and Performing Arts	452,498	-	-	-	-	-	**452,498**
07 College of Fine Arts & Humanities	-	-	-	-	-	-	**-**
08 College of Information Science and Technology	-	-	548,616	-	-	-	**548,616**
10 College of Education	-	-	1,391,845	-	-	-	**1,391,845**
11 College of Engineering and Technology	1,940,376	-	-	-	-	-	**1,940,376**
12 College of Graduate Studies	-	-	-	235,114	-	-	**235,114**
12 Graduate Studies	-	-	951,407	-	-	-	**951,407**
12 Research	690,725	-	-	-	-	-	**690,725**
15 College of Law	790,245	-	-	-	-	-	**790,245**
16 Criss Library	-	-	2,562,500	-	-	-	**2,562,500**
16 University Libraries	4,254,187	-	-	940,000	-	-	**5,194,187**
17 College of Education and Human Sciences	2,987,642	-	-	-	-	-	**2,987,642**
20 Academic Services & Enrollment Management	4,394,798	-	-	-	-	-	**4,394,798**
22 Other Instruction or Research	14,066,192	-	3,743,720	590,167	-	-	**18,400,079**
23 Student Aid	-	-	-	50,000	-	-	**50,000**
24 International Programs	124,613	-	1,872,471	-	-	-	**1,997,084**
26 Continuing Studies	-	-	5,876,001	-	-	-	**5,876,001**
26 Continuing Studies and Public Services	-	5,000,000	-	-	-	-	**5,000,000**
27 Television and Radio	7,313,359	-	-	-	-	-	**7,313,359**
28 Museums and Art Gallery	398,099	-	-	-	-	-	**398,099**
29 Academic Computing Support	-	-	-	1,590,006	-	-	**1,590,006**
29 Information Technology Services	-	-	-	-	102,987	-	**102,987**
30 Distance Education	-	-	1,018,480	-	2,897,013	-	**3,915,493**
30 Extended Education	1,007,940	-	-	-	-	-	**1,007,940**
33 Facilities Mgmt & Planning	-	-	-	-	-	-	**-**
33 Physical Plant Administration	-	-	-	49,843	-	-	**49,843**
34 Innovation Campus	100,000	-	-	-	-	-	**100,000**
41 Executive Administration	35,946	-	-	-	-	-	**35,946**
42 Student Affairs	-	-	-	393,582	-	-	**393,582**
42 Student Services	1,608,864	-	5,361,072	-	-	-	**6,969,936**
43 Business and Finance	1,054,471	-	242,696	-	-	-	**1,297,167**
44 General Expense	4,762,523	-	-	83,232	-	-	**4,845,755**
61 College of Ag Sciences and Natural Resources	1,808,787	-	-	-	-	-	**1,808,787**

Table 8: Total Expenditures for Revovling Programs, 2018-2019

	UNL	UNMC	UNO	UNK	UNCA	NCTA	TOTAL
62 Agriculture Research Division	32,316,413	-	-	-	-	-	**32,316,413**
63 Cooperative Extension Service	9,275,519	-	-	-	-	-	**9,275,519**
65 Nebraska Forest Service	149,709	-	-	-	-	-	**149,709**
66 Other IANR	(6,550,428)	-	-	-	-	-	**(6,550,428)**
67 Nebraska College of Technical Agriculture	-	-	-	-	-	600,000	**600,000**
99 Income Activity	-	-	-	1,117,460	-	-	**1,117,460**
TOTAL Revovling	**89,000,000**	**5,000,000**	**30,500,000**	**9,000,000**	**3,000,000**	**600,000**	**137,100,000**

Table 8b: Total Expenditures for Auxiliary Programs, 2018-2019

	UNL	UNMC	UNO	UNK	UNCA	NCTA	TOTAL
01 Academic Affairs	425,469	77,934	-	-	-	-	**503,403**
02 College of Architecture	89,084	-	-	-	-	-	**89,084**
04 College of Allied Health	-	1,264,027	-	-	-	-	**1,264,027**
05 College of Arts and Sciences	58,816	-	-	-	-	-	**58,816**
06 College of Business Administration	450,000	-	-	-	-	-	**450,000**
07 College of Fine and Performing Arts	235,125	-	-	-	-	-	**235,125**
09 College of Dentistry	-	1,689,542	-	-	-	-	**1,689,542**
10 College of Education	-	-	40,000	-	-	-	**40,000**
12 Graduate College	-	2,769,329	-	-	-	-	**2,769,329**
15 College of Law	-	-	-	-	-	-	**-**
16 McGoogan Library of Medicine	-	1,213,658	-	-	-	-	**1,213,658**
16 University Libraries	10,000	-	-	-	-	-	**10,000**
17 College of Education and Human Sciences	1,918,380	-	-	-	-	-	**1,918,380**
18 College of Nursing	-	1,498,723	-	-	-	-	**1,498,723**
19 Eppley Research Institute	-	-	-	-	-	-	**-**
20 College of Pharmacy	-	405,302	-	-	-	-	**405,302**
22 Other Instruction or Research	-	110,598	-	-	-	-	**110,598**
24 International Programs	1,605,000	340,613	-	-	-	-	**1,945,613**
28 Museums and Art Gallery	202,284	-	-	-	-	-	**202,284**
29 Academic Computing Support	-	5,631,538	-	244,066	-	-	**5,875,604**
29 Information Technology Services	-	-	-	-	7,799,062	-	**7,799,062**
33 Facilities Mgmt & Planning	6,606,951	-	-	-	-	-	**6,606,951**
33 Physical Plant Administration	-	13,395,504	2,306,049	3,979,368	-	-	**19,680,921**
42 Student Affairs	-	-	-	9,631,347	-	-	**9,631,347**
42 Student Services	29,636,260	770,659	15,525,674	-	-	-	**45,932,593**
43 Business and Finance	37,169,010	12,345,570	78,497	1,929,485	-	-	**51,522,562**
44 General Expense	265,398	898,205	657,227	7,488,983	-	-	**9,309,813**
51 College of Medicine	-	4,025,160	-	-	-	-	**4,025,160**
52 College of Medicine	-	205,677	-	-	-	-	**205,677**
53 College of Medicine	-	3,818,986	-	-	-	-	**3,818,986**
54 College of Public Health	-	355,866	-	-	-	-	**355,866**
55 Munroe-Meyer Institute	-	5,280,431	-	-	-	-	**5,280,431**
56 Dental Clinic	-	55,989	-	-	-	-	**55,989**
62 Agriculture Research Division	4,123,277	-	-	-	-	-	**4,123,277**
63 Cooperative Extension Service	527,468	-	-	-	-	-	**527,468**
65 Nebraska Forest Service	98,954	-	-	-	-	-	**98,954**
66 Other IANR	250,301	-	-	-	-	-	**250,301**
67 Nebraska College of Technical Agriculture	-	-	-	-	-	1,350,000	**1,350,000**
75 Student Housing	46,863,920	-	2,556,185	-	-	-	**49,420,105**

Table 8b: Total Expenditures for Auxiliary Programs, 2018-2019

	UNL	UNMC	UNO	UNK	UNCA	NCTA	TOTAL
77 Intercollegiate Athletics	138,758,632	-	6,259,825	371,930	-	-	**145,390,387**
78 Arena	-	-	3,531,975	-	-	-	**3,531,975**
79 Other Auxiliary Enterprises	11,397,580	-	-	-	-	-	**11,397,580**
96 Stores/Services	-	4,106,962	-	-	-	-	**4,106,962**
97 Clearing Centers	-	664,452	-	-	(7,499,062)	-	**(6,834,610)**
98 Company Balance Sheets	63,308,091	47,075,275	17,044,568	354,821	-	-	**127,782,755**
TOTAL Auxiliary Operations	**344,000,000**	**108,000,000**	**48,000,000**	**24,000,000**	**300,000**	**1,350,000**	**525,650,000**

Table 9. Summary of Expenditures for Federal and Trust Programs, 2018-2019

	UNL	UNMC	UNO	UNK	UNCA	Total
Federal Letter of Credit	154,298,905	147,200,000	86,550,000	39,733,162		**427,782,067**
Federal Advances	77,201,095	8,000,000	9,100,000	266,838	2,000,000	**96,567,933**
Trust Funds	139,500,000	211,500,000	35,000,000	15,000,000	3,500,000	**404,500,000**
Total Grants and Contracts	**371,000,000**	**366,700,000**	**130,650,000**	**55,000,000**	**5,500,000**	**928,850,000**

Chapter 3. Employee FTE Summary
Table 10. Budgeted Employee FTE - 2018-2019

Campus	Faculty	Academic Admin	Other Admin	Mgr/ Prof Staff	Office/ Service	Other Academic	Student Hourly & All Others	Total
Unrestricted Programs								
University of Nebraska - Lincoln	1,556.425	129.87	36.821	965.826	753.371	368.640	53.604	3,864.560
University of Nebraska Medical Center	610.422	33.54	13.483	409.092	542.891	217.704	4.540	1,831.671
University of Nebraska at Omaha	648.750	51.68	15.010	255.430	314.090	71.550	61.450	1,417.960
University of Nebraska at Kearney	321.216	27.81	26.029	128.660	161.249	18.150	27.140	710.251
Univ of Nebr Central Administration	0.400	6.00	36.850	237.062	31.810	0.000	3.000	315.122
TOTAL Unrestricted	3,137.213	248.90	128.193	1,996.070	1,803.411	676.044	149.734	8,139.564
Designated Programs								
University of Nebraska - Lincoln	57.480	5.09	10.266	430.516	254.154	54.670	26.640	838.816
University of Nebraska Medical Center	23.965	3.02	0.050	131.327	162.389	2.465	0.000	323.211
University of Nebraska at Omaha	2.180	0.00	1.290	75.940	29.710	1.980	18.010	129.110
University of Nebraska at Kearney	0.370	0.10	0.000	15.061	5.319	0.000	0.000	20.850
Univ of Nebr Central Administration	0.000	2.00	0.000	110.442	25.190	1.000	8.915	147.547
TOTAL Designated	83.995	10.21	11.606	763.286	476.762	60.115	53.565	1,459.534
Restricted Programs								
University of Nebraska - Lincoln	78.487	6.10	61.533	773.035	802.377	40.120	278.530	2,040.177
University of Nebraska Medical Center	803.220	6.28	8.357	662.564	422.507	120.212	0.422	2,023.566
University of Nebraska at Omaha	8.050	0.77	21.280	158.780	100.920	2.330	117.260	409.390
University of Nebraska at Kearney	15.800	1.71	15.252	71.329	65.352	1.980	88.817	260.235
Univ of Nebr Central Administration	0.000	0.59	1.150	21.346	10.600	0.000	0.000	33.686
TOTAL Restricted	905.557	15.44	107.572	1,687.054	1,401.756	164.642	485.029	4,767.054
Unrestricted and Designated/Restricted Programs								
University of Nebraska - Lincoln	1,692.392	141.06	108.620	2,169.377	1,809.902	463.430	358.774	6,743.553
University of Nebraska Medical Center	1,437.607	42.84	21.890	1,202.983	1,127.787	340.381	4.962	4,178.448
University of Nebraska at Omaha	658.980	52.45	37.580	490.150	444.720	75.860	196.720	1,956.460
University of Nebraska at Kearney	337.386	29.61	41.281	215.050	231.920	20.130	115.957	991.336
Univ of Nebr Central Administration	0.400	8.59	38.000	368.850	67.600	1.000	11.915	496.355
TOTAL Unrestricted/Designated/Restricted	4,126.765	274.55	247.371	4,446.410	3,681.929	900.801	688.328	14,366.152
University of Nebraska, excluding NCTA								
TOTAL Unrestricted	3,137.213	248.90	128.193	1,996.070	1,803.411	676.044	149.734	8,139.564
TOTAL Designated	83.995	10.21	11.606	763.286	476.762	60.115	53.565	1,459.534
TOTAL Restricted	905.557	15.44	107.572	1,687.054	1,401.756	164.642	485.029	4,767.054
GRAND TOTAL University of Nebraska	4,126.765	274.55	247.371	4,446.410	3,681.929	900.801	688.328	14,366.152
Nebraska College of Technical Agriculture								
TOTAL Unrestricted	17.015	2.00	0.000	9.500	11.100	0.000	0.000	39.615
TOTAL Designated	0.000	0.00	0.000	0.500	0.000	0.000	0.000	0.500
TOTAL Restricted	0.000	0.00	0.000	2.000	7.880	0.000	0.000	9.880
GRAND TOTAL NCTA	17.015	2.00	0.000	12.000	18.980	0.000	0.000	49.995
GRAND TOTAL U of N with NCTA	4,143.780	276.55	247.371	4,458.410	3,700.909	900.801	688.328	14,416.147

Table 11. UNL Unrestricted Subprograms, Employee FTE, 2018-2019

Subprogram Name and Number		Faculty	Academic Admin	Other Admin	Mgr/ Prof Staff	Office/ Service	Other Academic	Student Hourly & All Others	Total
Instruction, Research, Extension, and Public Service									
Academic Affairs	01	8.500	14.748	4.000	73.100	8.806	3.800	0.000	112.954
College of Architecture	02	25.830	1.100	0.000	7.000	2.000	7.360	0.000	43.290
College of Arts and Sciences	05	399.525	16.660	1.510	66.481	55.323	195.200	11.640	746.339
College of Business Administration	06	101.250	12.350	2.500	50.254	6.350	26.790	4.400	203.894
College of Fine and Performing Arts	07	81.450	7.000	3.000	18.413	11.000	24.000	1.170	146.033
College of Engineering and Technology	11	162.155	8.270	0.600	65.253	30.500	14.630	0.000	281.408
Research	12	2.000	0.550	2.000	19.401	3.250	0.000	0.000	27.201
College of Journalism and Mass Communication	14	37.750	3.000	0.000	9.653	5.000	1.150	0.870	57.423
College of Law	15	36.850	6.000	0.000	9.000	14.511	0.000	0.000	66.361
University Libraries	16	38.800	2.200	2.000	35.500	50.750	0.000	0.000	129.250
College of Education and Human Sciences	17	116.550	8.955	0.000	34.966	19.285	23.750	1.210	204.716
Academic Services & Enrollment Management	20	0.000	1.000	4.000	69.187	25.924	0.000	6.170	106.281
Other Instruction or Research	22	0.000	0.000	0.000	0.000	2.500	0.000	0.200	2.700
International Programs	24	0.000	0.000	0.000	10.342	2.000	0.000	0.000	12.342
Television and Radio	27	0.000	0.000	1.010	24.520	3.000	0.000	0.000	28.530
Museums and Art Gallery	28	1.000	1.000	1.000	19.964	9.547	0.000	0.840	33.351
General Expense	44	0.000	0.000	3.000	26.641	3.250	0.000	0.000	32.891
Innovation Campus	58	0.000	0.000	0.000	1.000	0.000	0.000	0.000	1.000
Plant Operations and Maintenance									
Facilities Mgmt & Planning	33	0.000	0.000	2.000	60.000	257.225	0.000	0.000	319.225
Administration and General Expense									
Executive Administration	41	0.000	2.000	1.946	4.500	0.000	0.000	0.000	8.446
Student Services	42	0.000	0.000	1.755	6.950	11.300	0.000	0.000	20.005
Business and Finance	43	0.000	0.000	5.500	88.251	86.590	0.500	0.000	180.841
Other Auxiliary Enterprises	79	0.000	0.000	0.000	3.660	4.000	0.000	0.000	7.660
Subtotal UNL (excluding IANR)		**1,011.660**	**84.833**	**35.821**	**704.036**	**612.111**	**297.180**	**26.500**	**2,772.141**
Institute of Agriculture and Natural Resources									
College of Ag Sciences and Natural Resources	61	90.170	8.760	0.000	25.880	13.860	14.170	8.210	161.050
Agriculture Research Division	62	170.720	14.890	0.000	113.910	74.500	52.800	16.044	442.864
Cooperative Extension Service	63	216.900	14.640	0.000	37.680	28.140	3.490	2.620	303.470
Nebraska Forest Service	65	9.000	0.000	1.000	7.420	5.250	0.000	0.000	22.670
Other IANR	66	54.475	4.000	0.000	70.400	19.510	0.000	0.230	148.615
IANR International Programs	68	3.500	2.750	0.000	6.500	0.000	1.000	0.000	13.750
Subtotal IANR Unrestricted		**544.765**	**45.040**	**1.000**	**261.790**	**141.260**	**71.460**	**27.104**	**1,092.419**
TOTAL Unrestricted		**1,556.425**	**129.873**	**36.821**	**965.826**	**753.371**	**368.640**	**53.604**	**3,864.560**

Table 12. UNL Designated Subprograms, Employee FTE, 2018-2019

Subprogram Name and Number		Faculty	Academic Admin	Other Admin	Mgr/ Prof Staff	Office/ Service	Other Academic	Student Hourly & All Others	Total
Revolving									
Academic Affairs	01	1.000	0.000	1.000	14.700	3.000	0.000	0.000	19.700
College of Arts and Sciences	05	5.420	1.000	0.000	17.340	15.891	22.670	6.360	68.681
College of Business Administration	06	0.000	0.000	0.000	2.000	0.450	0.000	0.550	3.000
College of Fine and Performing Arts	07	0.000	0.000	0.000	0.000	0.000	0.000	1.220	1.220
College of Engineering and Technology	11	0.910	0.090	0.000	16.000	6.000	0.000	0.000	23.000
Research	12	0.000	0.000	5.000	39.958	8.150	0.000	0.000	53.108
College of Law	15	2.000	0.000	0.000	0.000	1.244	0.000	0.000	3.244
University Libraries	16	0.000	0.000	0.000	1.000	0.000	0.000	0.000	1.000
College of Education and Human Sciences	17	18.460	0.000	0.000	7.922	6.320	0.000	1.550	34.252
Academic Services & Enrollment Management	20	0.000	0.000	0.000	43.583	16.486	0.000	0.000	60.069

International Programs	24	0.000	0.000	0.000	2.658	0.000	0.000	0.000	2.658
Television and Radio	27	0.000	0.000	0.000	82.025	13.300	0.000	0.000	95.325
Museums and Art Gallery	28	0.000	0.000	0.000	2.795	3.555	0.000	0.220	6.570
Extended Education	30	0.000	1.000	0.000	13.000	1.000	0.000	0.000	15.000
Facilities Mgmt & Planning	33	0.000	0.000	0.000	41.750	98.000	0.000	0.000	139.750
Executive Administration	41	0.000	0.000	0.000	0.500	0.000	0.000	0.000	0.500
Student Services	42	0.000	3.000	4.266	6.585	6.288	0.000	0.000	20.139
Business and Finance	43	0.000	0.000	0.000	2.400	15.850	0.000	0.000	18.250
General Expense	44	0.500	0.000	0.000	5.250	0.500	0.000	0.000	6.250
Subtotal UNL (excluding IANR)		**28.290**	**5.090**	**10.266**	**299.466**	**196.034**	**22.670**	**9.900**	**571.716**
Institute of Agriculture and Natural Resources - Revolvi									
College of Ag Sciences and Natural Resources	61	6.350	0.000	0.000	3.600	0.700	0.000	0.000	10.650
Agriculture Research Division	62	16.820	0.000	0.000	73.800	46.700	32.000	11.590	180.910
Cooperative Extension Service	63	6.020	0.000	0.000	48.550	8.850	0.000	3.400	66.820
Nebraska Forest Service	65	0.000	0.000	0.000	0.000	1.000	0.000	0.000	1.000
Other IANR	66	0.000	0.000	0.000	5.100	0.870	0.000	1.750	7.720
Subtotal IANR Designated		**29.190**	**0.000**	**0.000**	**131.050**	**58.120**	**32.000**	**16.740**	**267.100**
TOTAL Designated		**57.480**	**5.090**	**10.266**	**430.516**	**254.154**	**54.670**	**26.640**	**838.816**

Table 13. UNL Restricted Subprograms, Employee FTE, 2018-2019

Subprogram Name and Number		Faculty	Academic Admin	Other Admin	Mgr/ Prof Staff	Office/ Service	Other Academic	Student Hourly & All Others	Total
Federal									
Academic Affairs	01	0.250	0.000	0.000	0.400	0.494	0.000	0.000	1.144
College of Arts and Sciences	05	5.584	0.000	0.000	10.940	0.750	0.000	0.000	17.274
College of Engineering and Technology	11	0.000	0.000	0.000	0.000	1.000	0.000	0.000	1.000
Research	12	0.000	0.000	0.000	0.300	2.500	0.000	0.000	2.800
University Libraries	16	0.300	0.000	0.000	0.000	1.000	0.000	0.000	1.300
College of Education and Human Sciences	17	3.873	0.150	0.000	14.445	1.902	0.000	0.000	20.370
Student Services	42	0.000	0.000	0.745	13.200	1.800	0.000	0.000	15.745
Subtotal UNL (excluding IANR)		**10.007**	**0.150**	**0.745**	**39.285**	**9.446**	**0.000**	**0.000**	**59.633**
TOTAL Federal		**10.007**	**0.150**	**0.745**	**39.285**	**9.446**	**0.000**	**0.000**	**59.633**
Gifts, Grants, and Contracts									
Academic Affairs	01	0.000	0.000	0.000	7.000	1.000	0.000	0.000	8.000
College of Architecture	02	0.000	0.000	0.000	0.600	0.000	0.000	0.000	0.600
College of Arts and Sciences	05	6.650	1.000	3.000	41.687	6.750	0.000	0.000	59.087
College of Business Administration	06	2.000	0.100	0.500	4.000	0.600	0.000	0.000	7.200
College of Fine and Performing Arts	07	1.000	0.000	0.000	1.581	1.000	0.000	0.000	3.581
Research	12	1.000	0.000	0.000	4.260	2.750	0.000	0.000	8.010
College of Law	15	0.000	0.000	0.000	0.500	0.495	0.000	0.000	0.995
University Libraries	16	1.000	0.000	0.000	1.000	0.000	0.000	0.000	2.000
College of Education and Human Sciences	17	8.440	0.595	1.000	30.872	5.112	0.000	0.000	46.019
Television and Radio	27	0.000	0.000	0.000	9.800	1.000	0.000	0.000	10.800
Museums and Art Gallery	28	0.000	0.000	0.000	9.937	0.160	0.000	0.000	10.097
Student Services	42	0.000	0.000	0.000	7.230	1.000	1.000	0.000	9.230
Business and Finance	43	0.000	0.000	0.000	0.000	1.000	0.000	0.000	1.000
Agency Funds	74	0.000	0.000	0.000	7.746	2.750	0.000	0.000	10.496
Subtotal UNL (excluding IANR)		**20.090**	**1.695**	**4.500**	**126.213**	**23.617**	**1.000**	**0.000**	**177.115**
TOTAL Gifts, Grants, and Contracts		**20.090**	**1.695**	**4.500**	**126.213**	**23.617**	**1.000**	**0.000**	**177.115**
Auxiliary Enterprises									
Academic Affairs	01	1.850	0.000	0.340	2.100	0.000	1.000	0.850	6.140
College of Architecture	02	0.000	0.000	0.000	0.000	0.000	0.000	1.000	1.000
College of Fine and Performing Arts	07	0.000	0.000	0.000	1.630	0.816	0.000	0.100	2.546
College of Education and Human Sciences	17	5.470	0.000	2.660	8.831	2.424	2.620	0.220	22.225
Museums and Art Gallery	28	0.000	0.000	0.000	0.560	1.662	0.000	0.200	2.422
Facilities Mgmt & Planning	33	0.000	0.000	0.000	23.000	33.400	0.000	0.000	56.400

Student Services	42	0.000	0.000	4.234	54.285	87.890	2.750	100.350	249.509
Business and Finance	43	0.000	0.000	0.500	23.542	64.860	0.000	4.830	93.732
General Expense	44	0.000	0.000	0.000	3.759	0.750	0.000	0.000	4.509
Student Housing	75	0.000	0.000	1.000	89.500	336.030	0.000	165.330	591.860
Intercollegiate Athletics	77	1.780	0.000	38.000	207.323	78.780	1.000	0.000	326.883
Other Auxiliary Enterprises	79	0.000	0.000	1.554	45.090	29.500	0.000	4.150	80.294
Subtotal UNL (excluding IANR)		**9.100**	**0.000**	**48.288**	**459.620**	**636.112**	**7.370**	**277.030**	**1,437.520**
TOTAL Auxiliary Enterprises		**9.100**	**0.000**	**48.288**	**459.620**	**636.112**	**7.370**	**277.030**	**1,437.520**
Stores and Services									
Company Balance Sheets	98	1.000	0.000	8.000	31.477	9.502	0.000	0.000	49.979
TOTAL Stores and Services		**1.000**	**0.000**	**8.000**	**31.477**	**9.502**	**0.000**	**0.000**	**49.979**
IANR Federal									
College of Ag Sciences and Natural Resources	61	0.000	0.000	0.000	1.000	0.000	0.000	0.000	1.000
Agriculture Research Division	62	5.750	0.000	0.000	22.210	104.600	16.000	0.000	148.560
Cooperative Extension Service	63	8.050	0.250	0.000	14.930	1.250	0.000	0.000	24.480
Nebraska Forest Service	65	2.600	0.000	0.000	13.250	2.500	0.000	0.000	18.350
IANR International Programs	68	0.000	0.000	0.000	4.000	0.000	0.000	0.000	4.000
Subtotal IANR		**16.400**	**0.250**	**0.000**	**55.390**	**108.350**	**16.000**	**0.000**	**196.390**
TOTAL Federal		**16.400**	**0.250**	**0.000**	**55.390**	**108.350**	**16.000**	**0.000**	**196.390**
IANR Gifts, Grants, and Contracts									
College of Ag Sciences and Natural Resources	61	0.950	0.000	0.000	1.800	0.000	0.000	0.000	2.750
Agriculture Research Division	62	9.500	0.000	0.000	15.310	8.350	13.750	0.000	46.910
Cooperative Extension Service	63	8.250	0.500	0.000	24.840	1.000	0.000	0.000	34.590
Nebraska Forest Service	65	0.400	0.000	0.000	0.400	2.000	0.000	0.000	2.800
Other IANR	66	1.000	0.000	0.000	1.000	0.000	0.000	0.000	2.000
IANR International Programs	68	0.500	3.500	0.000	5.000	0.000	2.000	0.000	11.000
Subtotal IANR		**20.600**	**4.000**	**0.000**	**48.350**	**11.350**	**15.750**	**0.000**	**100.050**
TOTAL Gifts, Grants, and Contracts		**20.600**	**4.000**	**0.000**	**48.350**	**11.350**	**15.750**	**0.000**	**100.050**
IANR Auxiliary Enterprises									
Agriculture Research Division	62	0.000	0.000	0.000	6.490	3.500	0.000	0.000	9.990
Cooperative Extension Service	63	0.790	0.000	0.000	3.210	0.000	0.000	0.000	4.000
Nebraska Forest Service	65	0.000	0.000	0.000	0.000	0.500	0.000	0.000	0.500
Other IANR	66	0.500	0.000	0.000	3.000	0.000	0.000	1.500	5.000
Subtotal IANR		**1.290**	**0.000**	**0.000**	**12.700**	**4.000**	**0.000**	**1.500**	**19.490**
TOTAL Auxiliary Enterprises		**1.290**	**0.000**	**0.000**	**12.700**	**4.000**	**0.000**	**1.500**	**19.490**
TOTAL Restricted		**78.487**	**6.095**	**61.533**	**773.035**	**802.377**	**40.120**	**278.530**	**2,040.177**

Table 13b. UNL Unrestricted and Designated/Restricted Programs, 2018-2019

Subprogram Name and Number	Faculty	Academic Admin	Other Admin	Mgr/ Prof Staff	Office/ Service	Other Academic	Student Hourly & All Others	Total
TOTAL Unrestricted	**1,556.425**	**129.873**	**36.821**	**965.826**	**753.371**	**368.640**	**53.604**	**3,864.560**
TOTAL Designated	**57.480**	**5.090**	**10.266**	**430.516**	**254.154**	**54.670**	**26.640**	**838.816**
TOTAL Restricted	**78.487**	**6.095**	**61.533**	**773.035**	**802.377**	**40.120**	**278.530**	**2,040.177**
GRAND TOTAL University of Nebraska - Lincoln	**1,692.392**	**141.058**	**108.620**	**2,169.377**	**1,809.902**	**463.430**	**358.774**	**6,743.553**

Table 14. NCTA Unrestricted Subprograms, Employee FTE, 2018-2019

Subprogram Name and Number		Faculty	Academic Admin	Other Admin	Mgr/ Prof Staff	Office/ Service	Other Academic	Student Hourly & All Others	Total
Nebraska College of Technical Agriculture									
Nebraska College of Technical Agriculture	67	17.015	2.000	0.000	9.500	11.100	0.000	0.000	39.615
TOTAL Unrestricted		**17.015**	**2.000**	**0.000**	**9.500**	**11.100**	**0.000**	**0.000**	**39.615**

Table 15. NCTA Designated Subprograms, Employee FTE, 2018-2019

Subprogram Name and Number		Faculty	Academic Admin	Other Admin	Mgr/ Prof Staff	Office/ Service	Other Academic	Student Hourly & All Others	Total
Revolving									
Nebraska College of Technical Agriculture	67	0.000	0.000	0.000	0.500	0.000	0.000	0.000	0.500
TOTAL Designated		**0.000**	**0.000**	**0.000**	**0.500**	**0.000**	**0.000**	**0.000**	**0.500**

Table 16. NCTA Restricted Subprograms, Employee FTE, 2018-2019

Subprogram Name and Number		Faculty	Academic Admin	Other Admin	Mgr/ Prof Staff	Office/ Service	Other Academic	Student Hourly & All Others	Total
Auxiliary Enterprises									
Nebraska College of Technical Agriculture	67	0.000	0.000	0.000	2.000	7.880	0.000	0.000	9.880
TOTAL Auxiliary Enterprises		**0.000**	**0.000**	**0.000**	**2.000**	**7.880**	**0.000**	**0.000**	**9.880**
TOTAL Restricted		**0.000**	**0.000**	**0.000**	**2.000**	**7.880**	**0.000**	**0.000**	**9.880**

Table 16b. NCTA Unrestricted and Designated/Restricted Programs, 2018-2019

Subprogram Name and Number	Faculty	Academic Admin	Other Admin	Mgr/ Prof Staff	Office/ Service	Other Academic	Student Hourly & All Others	Total
TOTAL Unrestricted	**17.015**	**2.000**	**0.000**	**9.500**	**11.100**	**0.000**	**0.000**	**39.615**
TOTAL Designated	**0.000**	**0.000**	**0.000**	**0.500**	**0.000**	**0.000**	**0.000**	**0.500**
TOTAL Restricted	**0.000**	**0.000**	**0.000**	**2.000**	**7.880**	**0.000**	**0.000**	**9.880**
GRAND TOTAL NCTA	**17.015**	**2.000**	**0.000**	**12.000**	**18.980**	**0.000**	**0.000**	**49.995**

Table 17. UNMC Unrestricted Subprograms, Employee FTE, 2018-2019

Subprogram Name and Number		Faculty	Academic Admin	Other Admin	Mgr/ Prof Staff	Office/ Service	Other Academic	Student Hourly & All Others	Total
Instruction, Research, Extension, and Public Service									
Academic Affairs	01	2.106	6.004	3.590	45.110	6.103	1.000	1.000	64.913
College of Allied Health	04	43.678	1.441	1.000	12.042	12.763	2.000	0.000	72.924
College of Dentistry	09	57.910	4.400	0.975	7.447	19.750	0.000	0.000	90.482
Graduate College	12	1.759	2.197	1.000	14.265	7.606	0.000	0.000	26.827
McGoogan Library of Medicine	16	15.050	0.950	0.000	1.000	9.431	0.000	0.000	26.431
College of Nursing	18	134.139	1.000	0.000	32.850	16.950	0.128	1.000	186.067
Eppley Research Institute	19	10.851	0.278	0.000	8.410	8.650	0.000	0.000	28.189
College of Pharmacy	20	26.813	1.705	0.000	4.219	8.540	13.600	0.000	54.877
Other Instruction or Research	22	0.000	0.300	0.000	10.000	7.000	0.000	0.000	17.300
Instruction Budget Adjustments	25	8.500	0.000	0.000	0.000	0.000	0.000	0.000	8.500
Rural Health Education Network	30	0.000	0.000	0.000	0.000	0.000	0.000	0.980	0.980
Research Initiative	32	3.210	0.000	0.000	11.534	2.205	1.956	0.000	18.905
General Expense	44	0.000	0.000	0.300	15.016	1.000	0.000	0.000	16.316
College of Medicine	51	61.185	6.136	0.418	24.491	29.535	171.129	0.000	292.894
College of Medicine	52	99.951	1.177	0.000	26.728	44.049	1.607	0.000	173.512
College of Medicine	53	89.938	3.668	0.000	28.212	35.951	9.960	0.000	167.729
College of Public Health	54	36.961	1.992	0.000	24.626	11.773	1.035	0.000	76.387
Tobacco Fund Research	57	2.249	0.000	0.000	4.452	0.000	6.400	0.000	13.101
UNMC/Eppley Center Cancer Research & Care	71	0.696	0.220	0.000	3.670	0.400	0.000	0.000	4.986
Plant Operations and Maintenance									
Physical Plant Administration	33	0.000	0.000	0.750	17.000	147.500	0.000	1.500	166.750
Other Plant Operations & Maintenance	38	0.000	0.000	0.000	3.000	96.000	0.000	0.000	99.000
Administration and General Expense									
Academic Computing Support	29	1.000	0.000	0.000	13.290	1.000	0.000	0.000	15.290
Executive Administration	41	0.000	1.000	1.750	3.000	2.000	0.000	0.000	7.750
Student Services	42	0.000	0.000	0.000	15.776	3.880	0.000	0.060	19.716
Business and Finance	43	1.000	0.388	3.700	70.599	53.138	4.000	0.000	132.825
University Hospital and Other Patient Services									
Munroe-Meyer State Support	82	13.426	0.683	0.000	12.355	17.667	4.889	0.000	49.020
TOTAL Unrestricted		**610.422**	**33.539**	**13.483**	**409.092**	**542.891**	**217.704**	**4.540**	**1,831.671**

Table 18. UNMC Designated Subprograms, Employee FTE, 2018-2019

Subprogram Name and Number		Faculty	Academic Admin	Other Admin	Mgr/ Prof Staff	Office/ Service	Other Academic	Student Hourly & All Others	Total
Revolving									
Academic Affairs	01	1.000	0.850	0.000	18.000	1.000	0.000	0.000	20.850
College of Allied Health	04	7.883	2.165	0.000	1.488	7.137	0.000	0.000	18.673
Continuing Studies and Public Services	26	0.700	0.000	0.000	12.108	9.550	0.000	0.000	22.358
Business and Finance	43	0.000	0.000	0.000	7.425	3.000	0.000	0.000	10.425
Anatomical Board	58	0.000	0.000	0.000	1.270	0.100	0.000	0.000	1.370
Patient Revenue Activities									
Munroe-Meyer Institute	55	4.842	0.000	0.000	72.812	61.143	1.000	0.000	139.797
Dental Clinic	56	8.152	0.000	0.050	11.218	78.730	1.000	0.000	99.150
Instruction, Research, Extension, and Public Service									
Tobacco Fund Research	57	1.388	0.000	0.000	7.006	1.729	0.465	0.000	10.588
TOTAL Designated		**23.965**	**3.015**	**0.050**	**131.327**	**162.389**	**2.465**	**0.000**	**323.211**

Table 19. UNMC Restricted Subprograms, Employee FTE, 2018-2019

Subprogram Name and Number		Faculty	Academic Admin	Other Admin	Mgr/ Prof Staff	Office/ Service	Other Academic	Student Hourly & All Others	Total
Federal									
College of Allied Health	04	0.504	0.000	0.000	2.078	0.370	0.000	0.000	2.952
College of Dentistry	09	1.728	0.000	0.000	5.390	1.000	0.000	0.000	8.118
Graduate College	12	1.002	0.100	0.000	3.998	1.100	0.000	0.000	6.200
College of Nursing	18	0.755	0.000	0.000	2.000	0.000	0.040	0.000	2.795
Eppley Research Institute	19	23.967	0.288	0.000	23.753	2.550	20.100	0.000	70.658
College of Pharmacy	20	11.583	0.165	0.000	2.690	0.660	10.400	0.000	25.498
College of Medicine	51	46.913	0.223	0.000	34.989	4.170	22.710	0.000	109.005
College of Medicine	52	17.057	0.100	0.100	18.092	9.667	5.100	0.000	50.116
College of Medicine	53	17.883	0.151	0.000	25.291	3.659	11.214	0.000	58.198
College of Public Health	54	3.165	0.000	0.000	4.530	0.000	0.000	0.000	7.695
Munroe-Meyer Institute	55	11.029	1.067	0.000	10.479	2.976	3.650	0.000	29.201
TOTAL Federal		**135.586**	**2.094**	**0.100**	**133.290**	**26.152**	**73.214**	**0.000**	**370.436**
Gifts, Grants, and Contracts									
Academic Affairs	01	0.000	0.000	0.000	1.000	0.406	0.000	0.000	1.406
College of Allied Health	04	2.772	0.009	0.000	0.000	0.050	0.000	0.000	2.831
College of Dentistry	09	1.750	0.000	0.975	3.150	7.400	0.000	0.000	13.275
Graduate College	12	3.876	0.034	0.000	3.228	1.679	2.800	0.000	11.617
College of Nursing	18	9.726	0.000	0.000	3.137	1.000	2.040	0.000	15.903
Eppley Research Institute	19	4.836	0.200	0.000	7.773	1.020	0.000	0.000	13.829
College of Pharmacy	20	5.542	0.237	0.000	3.350	3.140	3.000	0.000	15.269
Executive Administration	41	0.000	0.212	0.000	0.000	0.000	0.000	0.000	0.212
General Expense	44	0.000	0.000	0.000	2.000	1.000	0.000	0.000	3.000
College of Medicine	51	24.081	1.107	0.000	18.441	5.540	12.350	0.000	61.519
College of Medicine	52	54.918	0.081	0.000	65.521	27.089	8.607	0.000	156.216
College of Medicine	53	125.389	0.126	0.150	82.559	50.276	7.400	0.000	265.900
College of Public Health	54	13.583	0.000	0.168	11.649	3.534	1.000	0.000	29.934
Munroe-Meyer Institute	55	16.779	0.050	0.000	55.116	8.280	0.111	0.000	80.336
UNMC/Eppley Center Cancer Research & Care	71	3.502	0.000	0.000	4.610	1.200	0.790	0.000	10.102
College of Medicine Clinical	83	242.361	0.429	0.350	37.982	45.077	2.000	0.000	328.199
College of Medicine Clinical	84	138.963	1.374	0.088	7.037	32.579	4.200	0.000	184.241
TOTAL Gifts, Grants, and Contracts		**648.078**	**3.859**	**1.731**	**306.553**	**189.270**	**44.298**	**0.000**	**1,193.789**
Auxiliary Enterprises									
Academic Affairs	01	0.000	0.000	0.000	0.500	1.000	0.000	0.000	1.500
College of Allied Health	04	2.694	0.000	0.000	2.909	0.000	0.000	0.000	5.603
College of Dentistry	09	2.962	0.000	0.000	0.585	3.120	0.000	0.000	6.667
Graduate College	12	2.296	0.000	0.700	22.320	13.167	0.500	0.000	38.983
McGoogan Library of Medicine	16	0.000	0.000	0.000	0.000	3.514	0.000	0.000	3.514
College of Nursing	18	0.000	0.000	0.000	3.000	1.000	0.000	0.000	4.000
College of Pharmacy	20	0.200	0.000	0.000	3.000	2.150	1.000	0.000	6.350
Other Instruction or Research	22	0.000	0.000	0.000	1.000	0.000	0.000	0.000	1.000
International Programs	24	0.000	0.000	0.000	4.000	0.000	0.000	0.000	4.000
Academic Computing Support	29	0.000	0.000	0.000	15.750	7.000	0.000	0.000	22.750
Physical Plant Administration	33	0.000	0.000	0.000	32.500	62.000	0.000	0.000	94.500
Student Services	42	0.153	0.000	0.000	0.470	3.000	0.000	0.000	3.623
Business and Finance	43	1.766	0.239	1.826	31.963	29.137	0.000	0.000	64.931
General Expense	44	0.000	0.000	0.000	4.000	2.700	0.000	0.000	6.700
College of Medicine	51	1.301	0.000	1.000	12.521	28.380	0.200	0.422	43.824
College of Medicine	52	0.124	0.000	0.000	2.000	1.859	0.000	0.000	3.983
College of Medicine	53	0.605	0.000	0.000	20.494	3.741	0.000	0.000	24.840
College of Public Health	54	0.048	0.000	0.000	0.740	2.510	0.000	0.000	3.298
Munroe-Meyer Institute	55	6.407	0.000	0.000	38.386	15.907	1.000	0.000	61.700
Dental Clinic	56	0.000	0.000	0.000	0.000	1.000	0.000	0.000	1.000
TOTAL Auxiliary Enterprises		**18.556**	**0.239**	**3.526**	**196.138**	**181.185**	**2.700**	**0.422**	**402.766**

Stores and Services									
Stores/Services	96	0.000	0.000	3.000	21.000	23.900	0.000	0.000	47.900
Clearing Centers	97	1.000	0.092	0.000	3.750	2.000	0.000	0.000	6.842
Company Balance Sheets	98	0.000	0.000	0.000	1.833	0.000	0.000	0.000	1.833
TOTAL Stores and Services		**1.000**	**0.092**	**3.000**	**26.583**	**25.900**	**0.000**	**0.000**	**56.575**
TOTAL Restricted		**803.220**	**6.284**	**8.357**	**662.564**	**422.507**	**120.212**	**0.422**	**2,023.566**

Table 19b. UNMC Unrestricted and Designated/Restricted Programs, 2018-2019

Subprogram Name and Number	Faculty	Academic Admin	Other Admin	Mgr/ Prof Staff	Office/ Service	Other Academic	Student Hourly & All Others	Total
TOTAL Unrestricted	**610.422**	**33.539**	**13.483**	**409.092**	**542.891**	**217.704**	**4.540**	**1,831.671**
TOTAL Designated	**23.965**	**3.015**	**0.050**	**131.327**	**162.389**	**2.465**	**0.000**	**323.211**
TOTAL Restricted	**803.220**	**6.284**	**8.357**	**662.564**	**422.507**	**120.212**	**0.422**	**2,023.566**
GRAND TOTAL University of Nebraska Medical Center	**1,437.607**	**42.838**	**21.890**	**1,202.983**	**1,127.787**	**340.381**	**4.962**	**4,178.448**

Table 20. UNO Unrestricted Subprograms, Employee FTE, 2018-2019

Subprogram Name and Number		Faculty	Academic Admin	Other Admin	Mgr/ Prof Staff	Office/ Service	Other Academic	Student Hourly & All Others	Total
Instruction, Research, Extension, and Public Service									
Academic Affairs	01	0.500	4.520	0.000	9.000	4.000	0.000	0.000	18.020
College of Public Affairs and Community Services	03	80.190	6.350	0.000	20.640	11.750	9.800	1.220	129.950
College of Arts and Sciences	05	212.490	11.400	0.000	17.950	24.270	24.320	9.630	300.060
College of Business Administration	06	64.700	6.520	0.000	22.980	11.960	1.330	4.810	112.300
College of Communication, Fine Arts and Media	07	73.670	6.600	0.000	18.290	10.110	4.990	2.640	116.300
College of Information Science and Technology	08	55.500	3.550	0.000	10.000	4.000	5.320	3.810	82.180
College of Education	10	91.390	7.000	0.000	16.300	16.000	9.320	5.630	145.640
Graduate Studies	12	0.000	0.480	0.580	7.680	4.240	15.480	0.560	29.020
Criss Library	16	11.500	2.000	0.000	11.000	19.000	0.000	10.490	53.990
Summer Sessions	21	27.750	0.000	0.000	0.000	0.000	0.000	0.000	27.750
Other Instruction or Research	22	24.050	1.000	2.000	6.430	4.960	0.330	0.020	38.790
International Programs	24	0.280	0.300	0.000	3.690	2.570	0.000	0.510	7.350
Continuing Studies	26	6.730	1.000	0.000	9.000	2.750	0.000	1.600	21.080
Distance Education	30	0.000	0.000	0.000	2.450	0.000	0.000	0.000	2.450
General Expense	44	0.000	0.000	0.000	13.590	4.750	0.000	0.000	18.340
Plant Operations and Maintenance									
Physical Plant Administration	33	0.000	0.000	2.000	13.920	143.000	0.000	4.910	163.830
Administration and General Expense									
Executive Administration	41	0.000	0.960	0.000	1.500	2.000	0.000	0.400	4.860
Student Services	42	0.000	0.000	4.430	40.500	24.730	0.660	9.770	80.090
Business and Finance	43	0.000	0.000	5.000	30.510	24.000	0.000	5.450	64.960
Peter Kiewit Institute	46	0.000	0.000	1.000	0.000	0.000	0.000	0.000	1.000
TOTAL Unrestricted		**648.750**	**51.680**	**15.010**	**255.430**	**314.090**	**71.550**	**61.450**	**1,417.960**

Table 21. UNO Designated Subprograms, Employee FTE, 2018-2019

Subprogram Name and Number		Faculty	Academic Admin	Other Admin	Mgr/ Prof Staff	Office/ Service	Other Academic	Student Hourly & All Others	Total
Revolving									
College of Public Affairs and Community Services	03	0.220	0.000	0.000	0.530	2.750	0.000	0.400	3.900
College of Arts and Sciences	05	0.500	0.000	0.000	2.610	1.910	0.000	0.000	5.020
College of Business Administration	06	0.000	0.000	0.000	9.150	2.040	0.330	0.200	11.720
College of Communication, Fine Arts and Media	07	0.660	0.000	0.000	2.440	1.750	0.000	0.300	5.150
College of Education	10	0.800	0.000	0.000	1.000	0.000	0.000	0.220	2.020
Graduate Studies	12	0.000	0.000	0.000	2.820	2.510	0.000	1.090	6.420
Criss Library	16	0.000	0.000	0.000	0.500	1.000	0.000	0.000	1.500
Other Instruction or Research	22	0.000	0.000	0.180	4.440	2.040	0.330	1.580	8.570
International Programs	24	0.000	0.000	0.000	11.360	3.920	0.000	1.780	17.060
Continuing Studies	26	0.000	0.000	0.000	0.500	0.000	0.000	1.000	1.500
Distance Education	30	0.000	0.000	0.000	4.000	0.000	0.000	0.000	4.000
Student Services	42	0.000	0.000	1.110	33.230	11.790	1.320	11.330	58.780
Business and Finance	43	0.000	0.000	0.000	3.360	0.000	0.000	0.110	3.470
TOTAL Designated		**2.180**	**0.000**	**1.290**	**75.940**	**29.710**	**1.980**	**18.010**	**129.110**

Table 22. UNO Restricted Subprograms, Employee FTE, 2018-2019

Subprogram Name and Number		Faculty	Academic Admin	Other Admin	Mgr/ Prof Staff	Office/ Service	Other Academic	Student Hourly & All Others	Total
Federal									
College of Public Affairs and Community Services	03	0.000	0.000	0.000	2.000	0.000	0.000	0.000	2.000
College of Business Administration	06	0.550	0.480	0.000	9.370	1.000	0.000	0.000	11.400
College of Education	10	5.000	0.000	0.000	3.000	0.000	0.000	0.000	8.000

International Programs	24	0.000	0.000	0.000	0.000	0.960	0.000	0.000	0.960
Student Services	42	0.000	0.000	0.000	4.580	1.000	0.000	0.000	5.580
TOTAL Federal		**5.550**	**0.480**	**0.000**	**18.950**	**2.960**	**0.000**	**0.000**	**27.940**
Gifts, Grants, and Contracts									
Academic Affairs	01	0.300	0.000	0.000	7.000	1.000	0.000	0.000	8.300
College of Public Affairs and Community Services	03	1.200	0.000	0.000	4.150	0.500	0.000	0.000	5.850
College of Arts and Sciences	05	0.000	0.000	0.000	2.580	2.340	0.000	0.000	4.920
College of Information Science and Technology	08	0.000	0.250	0.000	2.000	0.000	0.000	0.000	2.250
College of Education	10	1.000	0.000	1.000	0.000	0.000	0.000	0.000	2.000
Other Instruction or Research	22	0.000	0.000	0.000	3.000	1.000	0.000	0.000	4.000
International Programs	24	0.000	0.000	0.000	0.000	1.000	0.000	0.000	1.000
Executive Administration	41	0.000	0.040	0.000	0.500	0.000	0.000	0.000	0.540
Student Services	42	0.000	0.000	0.000	2.000	0.000	0.000	0.000	2.000
Peter Kiewit Institute	46	0.000	0.000	0.000	1.000	0.000	0.000	0.000	1.000
TOTAL Gifts, Grants, and Contracts		**2.500**	**0.290**	**1.000**	**22.230**	**5.840**	**0.000**	**0.000**	**31.860**
Auxiliary Enterprises									
Physical Plant Administration	33	0.000	0.000	0.000	1.000	10.290	0.000	5.860	17.150
Student Services	42	0.000	0.000	0.000	29.640	59.380	2.330	83.720	175.070
Business and Finance	43	0.000	0.000	0.000	1.000	0.000	0.000	0.000	1.000
General Expense	44	0.000	0.000	0.000	2.750	1.200	0.000	0.450	4.400
Student Housing	75	0.000	0.000	0.280	7.540	5.000	0.000	5.750	18.570
Intercollegiate Athletics	77	0.000	0.000	16.250	43.470	9.090	0.000	6.060	74.870
Arena	78	0.000	0.000	0.000	12.000	3.910	0.000	14.310	30.220
TOTAL Auxiliary Enterprises		**0.000**	**0.000**	**16.530**	**97.400**	**88.870**	**2.330**	**116.150**	**321.280**
Stores and Services									
Company Balance Sheets	98	0.000	0.000	3.750	20.200	3.250	0.000	1.110	28.310
TOTAL Stores and Services		**0.000**	**0.000**	**3.750**	**20.200**	**3.250**	**0.000**	**1.110**	**28.310**
TOTAL Restricted		**8.050**	**0.770**	**21.280**	**158.780**	**100.920**	**2.330**	**117.260**	**409.390**

Table 22b. UNO Unrestricted and Designated/Restricted Programs, 2018-2019

Subprogram Name and Number	Faculty	Academic Admin	Other Admin	Mgr/ Prof Staff	Office/ Service	Other Academic	Student Hourly & All Others	Total
TOTAL Unrestricted	**648.750**	**51.680**	**15.010**	**255.430**	**314.090**	**71.550**	**61.450**	**1,417.960**
TOTAL Designated	**2.180**	**0.000**	**1.290**	**75.940**	**29.710**	**1.980**	**18.010**	**129.110**
TOTAL Restricted	**8.050**	**0.770**	**21.280**	**158.780**	**100.920**	**2.330**	**117.260**	**409.390**
GRAND TOTAL University of Nebraska at Omaha	**658.980**	**52.450**	**37.580**	**490.150**	**444.720**	**75.860**	**196.720**	**1,956.460**

Table 23. UNK Unrestricted Subprograms, Employee FTE, 2018-2019

Subprogram Name and Number		Faculty	Academic Admin	Other Admin	Mgr/ Prof Staff	Office/ Service	Other Academic	Student Hourly & All Others	Total
Instruction, Research, Extension, and Public Service									
Academic Affairs	01	15.368	4.212	2.720	11.000	9.386	0.000	0.020	42.706
College of Business Administration	06	56.800	5.200	0.000	4.000	8.500	0.000	3.980	78.480
College of Education	10	62.156	4.400	0.000	5.358	8.931	0.000	2.300	83.145
College of Graduate Studies	12	0.750	1.400	1.000	3.269	2.500	16.170	0.000	25.089
University Libraries	16	7.000	1.000	0.000	7.000	10.000	0.000	3.920	28.920
Summer Sessions	21	13.530	0.000	0.000	0.000	0.000	0.000	0.000	13.530
Other Instruction or Research	22	0.000	2.650	0.000	4.481	1.000	0.000	0.390	8.521
International Programs	24	0.000	0.000	1.000	6.000	0.500	0.000	0.000	7.500
Continuing Studies and Public Services	26	5.670	0.000	0.000	2.630	2.000	0.000	0.000	10.300
Museums and Art Gallery	28	0.000	0.000	1.000	2.245	0.000	0.000	0.360	3.605
College of Arts & Sciences	35	159.700	6.650	0.000	10.300	15.694	0.330	9.460	202.134
General Expense	44	0.000	1.000	0.718	7.810	1.146	0.000	0.220	10.894
Plant Operations and Maintenance									
Physical Plant Administration	33	0.000	0.000	0.611	3.179	65.435	0.000	1.340	70.565
Administration and General Expense									
Executive Administration	41	0.000	0.926	1.000	1.000	1.000	0.000	0.000	3.926
Student Affairs	42	0.000	0.369	4.366	31.956	19.599	0.000	4.140	60.430
Business and Finance	43	0.242	0.000	3.053	9.741	12.558	0.000	1.010	26.604
Intercollegiate Athletics	77	0.000	0.000	10.561	18.691	3.000	1.650	0.000	33.902
TOTAL Unrestricted		**321.216**	**27.807**	**26.029**	**128.660**	**161.249**	**18.150**	**27.140**	**710.251**

Table 24. UNK Designated Subprograms, Employee FTE, 2018-2019

Subprogram Name and Number		Faculty	Academic Admin	Other Admin	Mgr/ Prof Staff	Office/ Service	Other Academic	Student Hourly & All Others	Total
Revolving									
Academic Affairs	01	0.370	0.000	0.000	0.260	0.000	0.000	0.000	0.630
College of Education	10	0.000	0.000	0.000	0.000	0.569	0.000	0.000	0.569
College of Graduate Studies	12	0.000	0.100	0.000	0.000	1.000	0.000	0.000	1.100
Other Instruction or Research	22	0.000	0.000	0.000	1.024	0.000	0.000	0.000	1.024
International Programs	24	0.000	0.000	0.000	3.000	0.500	0.000	0.000	3.500
Continuing Studies and Public Services	26	0.000	0.000	0.000	5.552	0.250	0.000	0.000	5.802
Academic Computing Support	29	0.000	0.000	0.000	0.756	0.000	0.000	0.000	0.756
Student Affairs	42	0.000	0.000	0.000	3.469	1.000	0.000	0.000	4.469
General Expense	44	0.000	0.000	0.000	1.000	2.000	0.000	0.000	3.000
TOTAL Designated		**0.370**	**0.100**	**0.000**	**15.061**	**5.319**	**0.000**	**0.000**	**20.850**

Table 25. UNK Restricted Subprograms, Employee FTE, 2018-2019

Subprogram Name and Number		Faculty	Academic Admin	Other Admin	Mgr/ Prof Staff	Office/ Service	Other Academic	Student Hourly & All Others	Total
Federal									
Student Aid	23	0.000	0.000	0.000	0.306	0.000	0.000	0.000	0.306
Student Affairs	42	0.000	0.000	0.000	2.042	1.455	0.000	0.000	3.497
TOTAL Federal		**0.000**	**0.000**	**0.000**	**2.348**	**1.455**	**0.000**	**0.000**	**3.803**
Gifts, Grants, and Contracts									
Academic Affairs	01	0.500	0.000	0.000	3.000	1.000	0.000	0.000	4.500
College of Natural and Social Sciences	05	1.000	0.000	0.000	0.000	0.000	0.000	0.000	1.000
College of Education	10	1.000	0.000	0.000	0.000	0.000	0.000	0.000	1.000
Other Instruction or Research	22	0.000	0.000	0.000	3.195	2.000	0.000	0.000	5.195

Museums and Art Gallery	28	0.000	0.000	0.000	0.355	0.000	0.000	0.000	0.355
College of Arts & Sciences	35	0.000	0.000	0.000	1.000	0.056	0.000	0.000	1.056
Executive Administration	41	0.000	0.074	0.000	0.000	0.000	0.000	0.000	0.074
Business and Finance	43	0.000	0.000	0.000	0.500	0.000	0.000	0.000	0.500
Intercollegiate Athletics	77	0.000	0.000	0.439	1.701	0.000	0.000	0.000	2.140
TOTAL Gifts, Grants, and Contracts		**2.500**	**0.074**	**0.439**	**9.751**	**3.056**	**0.000**	**0.000**	**15.820**
Auxiliary Enterprises									
Academic Computing Support	29	0.000	0.000	0.000	0.249	0.000	0.000	0.000	0.249
Physical Plant Administration	33	0.000	0.000	0.389	0.821	33.200	0.000	6.610	41.020
Student Affairs	42	0.000	1.631	0.634	24.193	7.328	0.330	66.024	100.140
Business and Finance	43	0.000	0.000	2.947	6.759	14.994	0.000	1.483	26.183
General Expense	44	0.000	0.000	0.282	1.867	1.600	0.000	0.000	3.749
Intercollegiate Athletics	77	0.000	0.000	10.561	19.691	3.000	1.650	0.040	34.942
TOTAL Auxiliary Enterprises		**0.000**	**1.631**	**14.813**	**53.580**	**60.122**	**1.980**	**74.157**	**206.283**
Stores and Services									
Company Balance Sheets	98	0.000	0.000	0.000	5.650	0.719	0.000	0.000	6.369
Income Activity	99	13.300	0.000	0.000	0.000	0.000	0.000	14.660	27.960
TOTAL Stores and Services		**13.300**	**0.000**	**0.000**	**5.650**	**0.719**	**0.000**	**14.660**	**34.329**
TOTAL Restricted		**15.800**	**1.705**	**15.252**	**71.329**	**65.352**	**1.980**	**88.817**	**260.235**

Table 25b. UNK Unrestricted and Designated/Restricted Programs, 2018-2019

Subprogram Name and Number	Faculty	Academic Admin	Other Admin	Mgr/ Prof Staff	Office/ Service	Other Academic	Student Hourly & All Others	Total
TOTAL Unrestricted	**321.216**	**27.807**	**26.029**	**128.660**	**161.249**	**18.150**	**27.140**	**710.251**
TOTAL Designated	**0.370**	**0.100**	**0.000**	**15.061**	**5.319**	**0.000**	**0.000**	**20.850**
TOTAL Restricted	**15.800**	**1.705**	**15.252**	**71.329**	**65.352**	**1.980**	**88.817**	**260.235**
GRAND TOTAL University of Nebraska at Kearney	**337.386**	**29.612**	**41.281**	**215.050**	**231.920**	**20.130**	**115.957**	**991.336**

Table 26. UNCA Unrestricted Subprograms, Employee FTE, 2018-2019

Subprogram Name and Number		Faculty	Academic Admin	Other Admin	Mgr/ Prof Staff	Office/ Service	Other Academic	Student Hourly & All Others	Total
Instruction, Research, Extension, and Public Service									
EPSCoR	31	0.000	0.150	0.000	0.400	0.400	0.000	0.000	0.950
Administration and General Expense									
Information Technology Services	29	0.400	0.000	9.000	145.188	17.810	0.000	1.500	173.898
System Administration	41	0.000	4.990	24.000	34.834	10.850	0.000	1.500	76.174
Nebraska Student Information System	42	0.000	0.000	0.000	18.500	0.750	0.000	0.000	19.250
SAP Activity	45	0.000	0.000	0.000	26.000	0.000	0.000	0.000	26.000
General Administration	46	0.000	0.860	3.850	12.140	2.000	0.000	0.000	18.850
TOTAL Unrestricted		**0.400**	**6.000**	**36.850**	**237.062**	**31.810**	**0.000**	**3.000**	**315.122**

Table 27. UNCA Designated Subprograms, Employee FTE, 2018-2019

Subprogram Name and Number		Faculty	Academic Admin	Other Admin	Mgr/ Prof Staff	Office/ Service	Other Academic	Student Hourly & All Others	Total
Revolving									
Information Technology Services	29	0.000	0.000	0.000	95.642	19.190	0.000	8.915	123.747
Distance Education	30	0.000	2.000	0.000	14.800	6.000	1.000	0.000	23.800
TOTAL Designated		**0.000**	**2.000**	**0.000**	**110.442**	**25.190**	**1.000**	**8.915**	**147.547**

Table 28. UNCA Restricted Subprograms, Employee FTE, 2018-2019

Subprogram Name and Number		Faculty	Academic Admin	Other Admin	Mgr/ Prof Staff	Office/ Service	Other Academic	Student Hourly & All Others	Total
Federal									
EPSCoR	31	0.000	0.450	0.000	1.600	1.600	0.000	0.000	3.650
TOTAL Federal		**0.000**	**0.450**	**0.000**	**1.600**	**1.600**	**0.000**	**0.000**	**3.650**
Gifts, Grants, and Contracts									
General Administration	46	0.000	0.140	1.150	17.400	3.000	0.000	0.000	21.690
TOTAL Gifts, Grants, and Contracts		**0.000**	**0.140**	**1.150**	**17.400**	**3.000**	**0.000**	**0.000**	**21.690**
Auxiliary Enterprises									
Information Technology Services	29	0.000	0.000	0.000	2.346	6.000	0.000	0.000	8.346
TOTAL Auxiliary Enterprises		**0.000**	**0.000**	**0.000**	**2.346**	**6.000**	**0.000**	**0.000**	**8.346**
TOTAL Restricted		**0.000**	**0.590**	**1.150**	**21.346**	**10.600**	**0.000**	**0.000**	**33.686**

Table 28b. UNCA Unrestricted and Designated/Restricted Programs, 2018-2019

Subprogram Name and Number	Faculty	Academic Admin	Other Admin	Mgr/ Prof Staff	Office/ Service	Other Academic	Student Hourly & All Others	Total
TOTAL Unrestricted	**0.400**	**6.000**	**36.850**	**237.062**	**31.810**	**0.000**	**3.000**	**315.122**
TOTAL Designated	**0.000**	**2.000**	**0.000**	**110.442**	**25.190**	**1.000**	**8.915**	**147.547**
TOTAL Restricted	**0.000**	**0.590**	**1.150**	**21.346**	**10.600**	**0.000**	**0.000**	**33.686**
GRAND TOTAL Univ of Nebr Central Administration	**0.400**	**8.590**	**38.000**	**368.850**	**67.600**	**1.000**	**11.915**	**496.355**

EXPENDITURE SUMMARY
2018-2019 GENERAL OPERATING BUDGET
UNIVERSITY OF NEBRASKA
INCLUDING NCTA

UNIVERSITY TOTAL

		UNRESTRICTED	DESIGNATED AND/OR RESTRICTED					
ACCOUNT	**DESCRIPTION**	**STATE AND UNIVERSITY GENERATED**	**CASH**	**REVOLVING**	**FEDERAL**	**AUXILIARIES AND SERVICES**	**TRUST**	**TOTAL**
511000	FACULTY							
	Professor	111,898,423	498,635	637,775	6,130,189	1,077,790	17,598,125	137,840,937
	Associate Professor	74,602,394	135,170	1,011,574	3,318,380	581,084	14,596,669	94,245,271
	Assistant Professor	76,582,690	2,850,503	1,721,038	3,814,035	749,364	23,270,844	108,988,474
	Instructor	9,882,009	428,986	78,827	1,930,217	435,106	2,677,238	15,432,383
	Other	46,888,343	-69,293	1,225,396	1,886,918	26,379	4,986,362	54,944,105
	SUBTOTAL FACULTY	**319,853,859**	**3,844,001**	**4,674,610**	**17,079,739**	**2,869,723**	**63,129,238**	**411,451,170**
512100	Other Administrators	50,057,430	1,351,468	1,506,437	773,900	27,043,428	2,137,858	82,870,521
512000	Chairpersons	16,057,663	28,574	0	96,362	12,000	2,090,653	18,285,252
513000	Managerial/Professional	129,683,167	10,184,416	33,241,598	13,302,047	57,188,265	31,439,717	275,039,210
514000	Clerical/Technical/Service	69,677,048	5,092,083	11,505,845	5,638,979	37,236,458	9,893,526	139,043,939
515000	Other Academic	34,995,639	1,054,205	2,080,870	4,004,589	805,473	2,797,324	45,738,100
516000	Student Wages	4,514,304	29,367	3,027,988	391,199	10,449,825	409,140	18,821,823
517000	Supplemental Salaries & Wages	20,270,859	0	1,007,980	0	2,292,537	0	23,571,376
	SUBTOTAL NONFACULTY	**325,256,110**	**17,740,113**	**52,370,718**	**24,207,076**	**135,027,986**	**48,768,218**	**603,370,221**
	SUBTOTAL SALARIES & WAGES	**645,109,969**	**21,584,114**	**57,045,328**	**41,286,815**	**137,897,709**	**111,897,456**	**1,014,821,391**
519100	Retirement Contribution	40,765,201	1,059,507	2,678,779	1,378,244	6,831,861	4,244,544	56,958,136
519200	FICA Contribution	36,898,707	1,111,853	3,200,324	2,003,278	7,917,495	5,299,951	56,431,608
519300	Health Insurance Contribution	72,444,989	1,905,844	7,829,250	3,954,585	14,810,486	9,242,455	110,187,609
519400	Life Insurance Contribution	1,141,515	16,261	54,201	39,947	113,669	106,883	1,472,476
519700	Unemployment Compensation	165,000	0	5,637	481	33,281	1,715	206,114
519800	Workers Compensation	2,069,500	24,099	239,383	128,327	692,668	417,021	3,570,998
	SUBTOTAL BENEFITS	**153,484,912**	**4,117,564**	**14,007,574**	**7,504,862**	**30,399,460**	**19,312,569**	**228,826,941**
	TOTAL PERSONAL SERVICES	**798,594,881**	**25,701,678**	**71,052,902**	**48,791,677**	**168,297,169**	**131,210,025**	**1,243,648,332**
521000	Operating Expense	103,048,773	55,680,512	49,845,586	350,341,623	301,115,872	236,284,916	1,096,317,282
529000	Utilities	49,618,535	0	3,600	0	3,214,870	0	52,837,005
530000	Supplies & Materials	8,713,595	4,443,731	5,226,200	1,768,000	5,905,380	3,880,500	29,937,406
540000	Travel	2,420,377	15,594	1,959,812	335,700	3,765,921	155,000	8,652,404
550000	Capital Outlay	6,683,312	1,923,485	8,159,444	148,000	2,329,422	130,000	19,373,663
560000	Government Aid	1,271,441	0	846,456	122,965,000	1,520,956	32,839,559	159,443,412
570000	Cost of Goods Sold	0	0	6,000	0	39,500,410	0	39,506,410
	TOTAL NET OPERATING EXPENSES	**171,756,033**	**62,063,322**	**66,047,098**	**475,558,323**	**357,352,831**	**273,289,975**	**1,406,067,582**
	UNIVERSITY TOTAL	**970,350,914**	**87,765,000**	**137,100,000**	**524,350,000**	**525,650,000**	**404,500,000**	**2,649,715,914**

REVENUE SUMMARY
2018-2019 GENERAL OPERATING BUDGET
UNIVERSITY OF NEBRASKA
INCLUDING NCTA

UNIVERSITY TOTAL

		UNRESTRICTED	DESIGNATED AND/OR RESTRICTED					
ACCOUNT	**DESCRIPTION**	**STATE AND UNIVERSITY GENERATED**	**CASH**	**REVOLVING**	**FEDERAL**	**AUXILIARIES AND SERVICES**	**TRUST**	**TOTAL**
410000	State Appropriation	574,745,874	0	0	0	0	0	574,745,874
TOTAL STATE SUPPORT		**574,745,874**	**0**	**0**	**0**	**0**	**0**	**574,745,874**
420000	Federal Appropriation	6,201,594	0	0	0	0	0	6,201,594
450000	Sales and Services	0	0	0	5,324,046	0	0	5,324,046
460000	Restricted Revenue	0	0	0	479,211,578	0	0	479,211,578
461000	Federal Grants & Contract	0	0	0	1,814,376	0	0	1,814,376
490000	Other Revenues	0	0	0	38,000,000	0	0	38,000,000
TOTAL FEDERAL FUND		**6,201,594**	**0**	**0**	**524,350,000**	**0**	**0**	**530,551,594**
442100	Institutional Student Fee	0	0	4,679,181	0	1,785,165	0	6,464,346
442500	Student Transcript Fees	0	0	130,394	0	0	0	130,394
442810	Other Student Fees	0	0	41,093,925	0	11,352,604	0	52,446,529
450000	Sales and Services	0	0	129,235,845	0	504,350,252	0	633,586,097
459950	Sales & Services/Offset -	0	0	-38,208,581	0	-14,103,817	0	-52,312,398
460000	Restricted Revenue	0	0	0	0	354,821	0	354,821
461000	Federal Grants & Contract	0	0	119,236	0	13,500	0	132,736
464000	Private Gifts & Contracts	0	0	50,000	0	21,897,475	0	21,947,475
TOTAL REVOLVING FUND		**0**	**0**	**137,100,000**	**0**	**525,650,000**	**0**	**662,750,000**
442810	Other Student Fees	0	0	0	0	0	200,000	200,000
460000	Restricted Revenue	0	0	0	0	0	403,924,140	403,924,140
461000	Federal Grants & Contract	0	0	0	0	0	289,116	289,116
464000	Private Gifts & Contracts	0	0	0	0	0	86,744	86,744
TOTAL TRUST FUND		**0**	**0**	**0**	**0**	**0**	**404,500,000**	**404,500,000**
441100	Undergraduate Resident	205,984,273	0	0	0	0	0	205,984,273
441110	Undergraduate Nonresident	166,333,770	0	0	0	0	0	166,333,770
441120	Undergraduate Audit	2,679	0	0	0	0	0	2,679
441200	Graduate Resident	27,686,379	0	0	0	0	0	27,686,379
441210	Graduate Nonresident	56,010,454	0	0	0	0	0	56,010,454
441220	Graduate Audit	897	0	0	0	0	0	897
441300	Off-Campus Undergraduate	30,358,034	0	0	0	0	0	30,358,034
441320	Offutt Undergraduate	76,304	0	0	0	0	0	76,304
441600	Professional Resident	30,925,057	0	0	0	0	0	30,925,057
441610	Professional Nonresident	19,845,364	0	0	0	0	0	19,845,364
441995	Tuition Transfer Program	-6,669,597	0	0	0	0	0	-6,669,597
TOTAL GROSS TUITION		**530,553,614**	**0**	**0**	**0**	**0**	**0**	**530,553,614**
441001	Tuition Adjustments	-9,966,580	0	0	0	0	0	-9,966,580
441990	Tuition Remissions	-165,963,213	0	0	0	0	0	-165,963,213
441991	Tuition Remissions	14,121,483	0	0	0	0	0	14,121,483

REVENUE SUMMARY
2018-2019 GENERAL OPERATING BUDGET
UNIVERSITY OF NEBRASKA
INCLUDING NCTA

UNIVERSITY TOTAL

		UNRESTRICTED	DESIGNATED AND/OR RESTRICTED					
ACCOUNT	**DESCRIPTION**	**STATE AND UNIVERSITY GENERATED**	**CASH**	**REVOLVING**	**FEDERAL**	**AUXILIARIES AND SERVICES**	**TRUST**	**TOTAL**
TOTAL TUITION OFFSETS		**-161,808,310**	**0**	**0**	**0**	**0**	**0**	**-161,808,310**
SUBTOTAL NET TUITION (CASH)		**368,745,304**	**0**	**0**	**0**	**0**	**0**	**368,745,304**
442100	Institutional Student Fee	962,377	0	0	0	0	0	962,377
442310	Application Fees - Gradua	396,113	0	0	0	0	0	396,113
442420	Change of Schedule Fees	1,143,260	0	0	0	0	0	1,143,260
442710	Graduation Processing Fee	38,000	0	0	0	0	0	38,000
442800	Late Payment Fees	684,875	0	0	0	0	0	684,875
442810	Other Student Fees	923,440	0	0	0	0	0	923,440
SUBTOTAL STUDENT FEES		**4,148,065**	**0**	**0**	**0**	**0**	**0**	**4,148,065**
430000	Invest Loan/Endowment	8,230,328	0	0	0	0	0	8,230,328
450000	Sales and Services	0	30,100,000	0	0	0	0	30,100,000
461900	Indirect Costs-Federal	2,665,000	57,665,000	0	0	0	0	60,330,000
490000	Other Revenues	16,274,786	0	0	0	0	0	16,274,786
490100	Misc Cash Income	310,000	0	0	0	0	0	310,000
490200	Misc Other Income	29,963	0	0	0	0	0	29,963
833428	U-Wide Debt Svc & Admin S	-11,000,000	0	0	0	0	0	-11,000,000
SUBTOTAL OTHER CASH		**16,510,077**	**87,765,000**	**0**	**0**	**0**	**0**	**108,423,142**
TOTAL CASH FUND		**389,403,446**	**87,765,000**	**0**	**0**	**0**	**0**	**477,168,446**
TOTAL REVENUE		**970,350,914**	**87,765,000**	**137,100,000**	**524,350,000**	**525,650,000**	**404,500,000**	**2,649,715,914**

EXPENDITURE SUMMARY
2018-2019 GENERAL OPERATING BUDGET
UNIVERSITY OF NEBRASKA
EXCLUDING NCTA

UNIVERSITY TOTAL

		UNRESTRICTED	DESIGNATED AND/OR RESTRICTED					
ACCOUNT	**DESCRIPTION**	**STATE AND UNIVERSITY GENERATED**	**CASH**	**REVOLVING**	**FEDERAL**	**AUXILIARIES AND SERVICES**	**TRUST**	**TOTAL**
511000	FACULTY							
	Professor	111,797,652	498,635	637,775	6,130,189	1,077,790	17,598,125	137,740,166
	Associate Professor	74,050,684	135,170	1,011,574	3,318,380	581,084	14,596,669	93,693,561
	Assistant Professor	76,205,082	2,850,503	1,721,038	3,814,035	749,364	23,270,844	108,610,866
	Instructor	9,882,009	428,986	78,827	1,930,217	435,106	2,677,238	15,432,383
	Other	46,388,675	-69,293	1,225,396	1,886,918	26,379	4,986,362	54,444,437
	SUBTOTAL FACULTY	**318,324,102**	**3,844,001**	**4,674,610**	**17,079,739**	**2,869,723**	**63,129,238**	**409,921,413**
512100	Other Administrators	49,749,389	1,351,468	1,506,437	773,900	27,043,428	2,137,858	82,562,480
512000	Chairpersons	16,057,663	28,574	0	96,362	12,000	2,090,653	18,285,252
513000	Managerial/Professional	129,253,840	10,184,416	33,217,721	13,302,047	57,109,604	31,439,717	274,507,345
514000	Clerical/Technical/Service	69,288,230	5,092,083	11,505,845	5,638,979	37,018,104	9,893,526	138,436,767
515000	Other Academic	34,995,639	1,054,205	2,080,870	4,004,589	805,473	2,797,324	45,738,100
516000	Student Wages	4,461,204	29,367	3,023,741	391,199	10,429,664	409,140	18,744,315
517000	Supplemental Salaries & Wages	20,270,859	0	1,007,980	0	2,292,537	0	23,571,376
	SUBTOTAL NONFACULTY	**324,076,824**	**17,740,113**	**52,342,594**	**24,207,076**	**134,710,810**	**48,768,218**	**601,845,635**
	SUBTOTAL SALARIES & WAGES	**642,400,926**	**21,584,114**	**57,017,204**	**41,286,815**	**137,580,533**	**111,897,456**	**1,011,767,048**
519100	Retirement Contribution	40,583,693	1,059,507	2,678,779	1,378,244	6,821,077	4,244,544	56,765,844
519200	FICA Contribution	36,709,073	1,111,853	3,199,902	2,003,278	7,894,976	5,299,951	56,219,033
519300	Health Insurance Contribution	72,063,799	1,905,844	7,829,250	3,954,585	14,744,197	9,242,455	109,740,130
519400	Life Insurance Contribution	1,138,805	16,261	54,201	39,947	113,375	106,883	1,469,472
519700	Unemployment Compensation	165,000	0	5,637	481	33,281	1,715	206,114
519800	Workers Compensation	2,060,819	24,099	239,268	128,327	691,367	417,021	3,560,901
	SUBTOTAL BENEFITS	**152,721,189**	**4,117,564**	**14,007,037**	**7,504,862**	**30,298,273**	**19,312,569**	**227,961,494**
	TOTAL PERSONAL SERVICES	**795,122,115**	**25,701,678**	**71,024,241**	**48,791,677**	**167,878,806**	**131,210,025**	**1,239,728,542**
521000	Operating Expense	102,711,999	55,680,512	49,274,247	350,341,623	300,184,235	236,284,916	1,094,477,532
529000	Utilities	49,160,329	0	3,600	0	3,214,870	0	52,378,799
530000	Supplies & Materials	8,713,595	4,443,731	5,226,200	1,768,000	5,905,380	3,880,500	29,937,406
540000	Travel	2,420,377	15,594	1,959,812	335,700	3,765,921	155,000	8,652,404
550000	Capital Outlay	6,683,312	1,923,485	8,159,444	148,000	2,329,422	130,000	19,373,663
560000	Government Aid	1,271,441	0	846,456	122,965,000	1,520,956	32,839,559	159,443,412
570000	Cost of Goods Sold	0	0	6,000	0	39,500,410	0	39,506,410
	TOTAL NET OPERATING EXPENSES	**170,961,053**	**62,063,322**	**65,475,759**	**475,558,323**	**356,421,194**	**273,289,975**	**1,403,769,626**
	UNIVERSITY TOTAL	**966,083,168**	**87,765,000**	**136,500,000**	**524,350,000**	**524,300,000**	**404,500,000**	**2,643,498,168**

REVENUE SUMMARY
2018-2019 GENERAL OPERATING BUDGET
UNIVERSITY OF NEBRASKA
EXCLUDING NCTA

UNIVERSITY TOTAL

		UNRESTRICTED	DESIGNATED AND/OR RESTRICTED					
ACCOUNT	**DESCRIPTION**	**STATE AND UNIVERSITY GENERATED**	**CASH**	**REVOLVING**	**FEDERAL**	**AUXILIARIES AND SERVICES**	**TRUST**	**TOTAL**
410000	State Appropriation	571,372,711	0	0	0	0	0	571,372,711
TOTAL STATE SUPPORT		**571,372,711**	**0**	**0**	**0**	**0**	**0**	**571,372,711**
420000	Federal Appropriation	6,201,594	0	0	0	0	0	6,201,594
450000	Sales and Services	0	0	0	5,324,046	0	0	5,324,046
460000	Restricted Revenue	0	0	0	479,211,578	0	0	479,211,578
461000	Federal Grants & Contract	0	0	0	1,814,376	0	0	1,814,376
490000	Other Revenues	0	0	0	38,000,000	0	0	38,000,000
TOTAL FEDERAL FUND		**6,201,594**	**0**	**0**	**524,350,000**	**0**	**0**	**530,551,594**
442100	Institutional Student Fee	0	0	4,679,181	0	1,785,165	0	6,464,346
442500	Student Transcript Fees	0	0	130,394	0	0	0	130,394
442810	Other Student Fees	0	0	41,093,925	0	11,352,604	0	52,446,529
450000	Sales and Services	0	0	128,635,845	0	503,000,252	0	631,636,097
459950	Sales & Services/Offset -	0	0	-38,208,581	0	-14,103,817	0	-52,312,398
460000	Restricted Revenue	0	0	0	0	354,821	0	354,821
461000	Federal Grants & Contract	0	0	119,236	0	13,500	0	132,736
464000	Private Gifts & Contracts	0	0	50,000	0	21,897,475	0	21,947,475
TOTAL REVOLVING FUND		**0**	**0**	**136,500,000**	**0**	**524,300,000**	**0**	**660,800,000**
442810	Other Student Fees	0	0	0	0	0	200,000	200,000
460000	Restricted Revenue	0	0	0	0	0	403,924,140	403,924,140
461000	Federal Grants & Contract	0	0	0	0	0	289,116	289,116
464000	Private Gifts & Contracts	0	0	0	0	0	86,744	86,744
TOTAL TRUST FUND		**0**	**0**	**0**	**0**	**0**	**404,500,000**	**404,500,000**
441100	Undergraduate Resident	205,028,762	0	0	0	0	0	205,028,762
441110	Undergraduate Nonresident	166,138,373	0	0	0	0	0	166,138,373
441120	Undergraduate Audit	2,679	0	0	0	0	0	2,679
441200	Graduate Resident	27,686,379	0	0	0	0	0	27,686,379
441210	Graduate Nonresident	56,010,454	0	0	0	0	0	56,010,454
441220	Graduate Audit	897	0	0	0	0	0	897
441300	Off-Campus Undergraduate	30,358,034	0	0	0	0	0	30,358,034
441320	Offutt Undergraduate	76,304	0	0	0	0	0	76,304
441600	Professional Resident	30,925,057	0	0	0	0	0	30,925,057
441610	Professional Nonresident	19,845,364	0	0	0	0	0	19,845,364
441995	Tuition Transfer Program	-6,669,597	0	0	0	0	0	-6,669,597
TOTAL GROSS TUITION		**529,402,706**	**0**	**0**	**0**	**0**	**0**	**529,402,706**
441001	Tuition Adjustments	-9,936,930	0	0	0	0	0	-9,936,930
441990	Tuition Remissions	-165,736,538	0	0	0	0	0	-165,736,538
441991	Tuition Remissions	14,121,483	0	0	0	0	0	14,121,483

REVENUE SUMMARY
2018-2019 GENERAL OPERATING BUDGET
UNIVERSITY OF NEBRASKA
EXCLUDING NCTA

UNIVERSITY TOTAL

		UNRESTRICTED	DESIGNATED AND/OR RESTRICTED					
ACCOUNT	**DESCRIPTION**	**STATE AND UNIVERSITY GENERATED**	**CASH**	**REVOLVING**	**FEDERAL**	**AUXILIARIES AND SERVICES**	**TRUST**	**TOTAL**
TOTAL TUITION OFFSETS		**-161,551,985**	**0**	**0**	**0**	**0**	**0**	**-161,551,985**
SUBTOTAL NET TUITION (CASH)		**367,850,721**	**0**	**0**	**0**	**0**	**0**	**367,850,721**
442100	Institutional Student Fee	962,377	0	0	0	0	0	962,377
442310	Application Fees - Gradua	396,113	0	0	0	0	0	396,113
442420	Change of Schedule Fees	1,143,260	0	0	0	0	0	1,143,260
442710	Graduation Processing Fee	38,000	0	0	0	0	0	38,000
442800	Late Payment Fees	684,875	0	0	0	0	0	684,875
442810	Other Student Fees	923,440	0	0	0	0	0	923,440
SUBTOTAL STUDENT FEES		**4,148,065**	**0**	**0**	**0**	**0**	**0**	**4,148,065**
430000	Invest Loan/Endowment	8,230,328	0	0	0	0	0	8,230,328
450000	Sales and Services	0	30,100,000	0	0	0	0	30,100,000
461900	Indirect Costs-Federal	2,665,000	57,665,000	0	0	0	0	60,330,000
490000	Other Revenues	16,274,786	0	0	0	0	0	16,274,786
490100	Misc Cash Income	310,000	0	0	0	0	0	310,000
490200	Misc Other Income	29,963	0	0	0	0	0	29,963
833428	U-Wide Debt Svc & Admin S	-11,000,000	0	0	0	0	0	-11,000,000
SUBTOTAL OTHER CASH		**16,510,077**	**87,765,000**	**0**	**0**	**0**	**0**	**108,423,142**
TOTAL CASH FUND		**388,508,863**	**87,765,000**	**0**	**0**	**0**	**0**	**476,273,863**
TOTAL REVENUE		**966,083,168**	**87,765,000**	**136,500,000**	**524,350,000**	**524,300,000**	**404,500,000**	**2,643,498,168**

EXPENDITURE SUMMARY
2018-2019 GENERAL OPERATING BUDGET
UNIVERSITY OF NEBRASKA - LINCOLN
INCLUDING IANR AND NCTA

CAMPUS TOTAL

		UNRESTRICTED	DESIGNATED AND/OR RESTRICTED					
ACCOUNT	**DESCRIPTION**	**STATE AND UNIVERSITY GENERATED**	**CASH**	**REVOLVING**	**FEDERAL**	**AUXILIARIES AND SERVICES**	**TRUST**	**TOTAL**
511000	FACULTY							
	Professor	67,899,846	0	637,775	447,820	182,431	2,636,810	71,804,682
	Associate Professor	38,943,727	0	1,008,499	485,366	102,340	682,146	41,222,078
	Assistant Professor	38,212,976	0	1,650,438	773,836	262,823	1,471,325	42,371,398
	Other	26,951,880	0	647,217	988,972	-26,030	2,563,509	31,125,548
	SUBTOTAL FACULTY	**172,008,429**	**0**	**3,943,929**	**2,695,994**	**521,564**	**7,353,790**	**186,523,706**
512100	Other Administrators	22,064,840	778,029	1,117,008	110,337	22,603,458	676,711	47,350,383
512000	Chairpersons	7,799,475	0	0	13,809	0	887,960	8,701,244
513000	Managerial/Professional	55,727,142	2,466,558	21,329,731	4,700,214	37,055,044	8,806,634	130,085,323
514000	Clerical/Technical/Service	31,144,127	0	9,137,411	4,325,328	23,298,033	1,258,684	69,163,583
515000	Other Academic	17,043,566	0	1,934,106	751,070	559,949	801,656	21,090,347
516000	Student Wages	2,763,439	0	1,024,203	0	8,266,747	0	12,054,389
517000	Supplemental Salaries & Wages	17,647,509	0	214,068	0	982,382	0	18,843,959
	SUBTOTAL NONFACULTY	**154,190,098**	**3,244,587**	**34,756,527**	**9,900,758**	**92,765,613**	**12,431,645**	**307,289,228**
	SUBTOTAL SALARIES & WAGES	**326,198,527**	**3,244,587**	**38,700,456**	**12,596,752**	**93,287,177**	**19,785,435**	**493,812,934**
519100	Retirement Contribution	20,412,127	0	1,658,101	437,069	4,870,055	612,085	27,989,437
519200	FICA Contribution	17,475,670	0	2,000,103	672,684	5,519,897	795,680	26,464,034
519300	Health Insurance Contribution	33,859,708	0	5,646,443	1,565,441	9,361,989	1,491,796	51,925,377
519400	Life Insurance Contribution	333,681	0	35,044	11,250	91,877	15,107	486,959
519700	Unemployment Compensation	85,000	0	5,637	481	28,281	1,715	121,114
519800	Workers Compensation	1,090,607	0	166,384	18,530	479,741	44,497	1,799,759
	SUBTOTAL BENEFITS	**73,256,793**	**0**	**9,511,712**	**2,705,455**	**20,351,840**	**2,960,880**	**108,786,680**
	TOTAL PERSONAL SERVICES	**399,455,320**	**3,244,587**	**48,212,168**	**15,302,207**	**113,639,017**	**22,746,315**	**602,599,614**
521000	Operating Expense	29,272,603	23,155,413	31,616,794	216,193,093	203,852,436	116,753,685	620,844,024
529000	Utilities	26,932,305	0	3,600	0	765,531	0	27,701,436
530000	Supplies & Materials	39,329	0	185,000	0	0	0	224,329
540000	Travel	1,240,708	0	1,679,887	4,700	957,119	0	3,882,414
550000	Capital Outlay	3,074,285	1,600,000	7,302,551	0	1,190,236	0	13,167,072
560000	Government Aid	1,114,786	0	0	0	0	0	1,114,786
570000	Cost of Goods Sold	0	0	0	0	23,595,661	0	23,595,661
	TOTAL NET OPERATING EXPENSES	**61,674,016**	**24,755,413**	**40,787,832**	**216,197,793**	**230,360,983**	**116,753,685**	**690,529,722**
	CAMPUS TOTAL	**461,129,336**	**28,000,000**	**89,000,000**	**231,500,000**	**344,000,000**	**139,500,000**	**1,293,129,336**

REVENUE SUMMARY
2018-2019 GENERAL OPERATING BUDGET
UNIVERSITY OF NEBRASKA - LINCOLN
INCLUDING IANR

CAMPUS TOTAL

		UNRESTRICTED	DESIGNATED AND/OR RESTRICTED					
							8/9/18	12:56:54PM
ACCOUNT	**DESCRIPTION**	**STATE AND UNIVERSITY GENERATED**	**CASH**	**REVOLVING**	**FEDERAL**	**AUXILIARIES AND SERVICES**	**TRUST**	**TOTAL**
410000	State Appropriation	242,979,661	0	0	0	0	0	242,979,661
TOTAL STATE SUPPORT		**242,979,661**	**0**	**0**	**0**	**0**	**0**	**242,979,661**
420000	Federal Appropriation	6,201,594	0	0	0	0	0	6,201,594
450000	Sales and Services	0	0	0	5,324,046	0	0	5,324,046
460000	Restricted Revenue	0	0	0	226,175,954	0	0	226,175,954
TOTAL FEDERAL FUND		**6,201,594**	**0**	**0**	**231,500,000**	**0**	**0**	**237,701,594**
442810	Other Student Fees	0	0	4,731,503	0	6,000,000	0	10,731,503
450000	Sales and Services	0	0	96,905,292	0	320,172,899	0	417,078,191
459950	Sales & Services/Offset -	0	0	-12,636,795	0	-608,691	0	-13,245,486
464000	Private Gifts & Contracts	0	0	0	0	18,435,792	0	18,435,792
TOTAL REVOLVING FUND		**0**	**0**	**89,000,000**	**0**	**344,000,000**	**0**	**433,000,000**
460000	Restricted Revenue	0	0	0	0	0	139,500,000	139,500,000
TOTAL TRUST FUND		**0**	**0**	**0**	**0**	**0**	**139,500,000**	**139,500,000**
441100	Undergraduate Resident	113,870,915	0	0	0	0	0	113,870,915
441110	Undergraduate Nonresident	139,856,845	0	0	0	0	0	139,856,845
441200	Graduate Resident	11,541,641	0	0	0	0	0	11,541,641
441210	Graduate Nonresident	41,687,152	0	0	0	0	0	41,687,152
441600	Professional Resident	2,737,920	0	0	0	0	0	2,737,920
441610	Professional Nonresident	4,565,125	0	0	0	0	0	4,565,125
TOTAL GROSS TUITION		**314,259,598**	**0**	**0**	**0**	**0**	**0**	**314,259,598**
441001	Tuition Adjustments	-5,216,174	0	0	0	0	0	-5,216,174
441990	Tuition Remissions	-115,968,663	0	0	0	0	0	-115,968,663
441991	Tuition Remissions	12,585,593	0	0	0	0	0	12,585,593
TOTAL TUITION OFFSETS		**-108,599,244**	**0**	**0**	**0**	**0**	**0**	**-108,599,244**
SUBTOTAL NET TUITION (CASH)		**205,660,354**	**0**	**0**	**0**	**0**	**0**	**205,660,354**
442100	Institutional Student Fee	446,822	0	0	0	0	0	446,822
442310	Application Fees - Gradua	250,528	0	0	0	0	0	250,528
442420	Change of Schedule Fees	1,143,260	0	0	0	0	0	1,143,260
442800	Late Payment Fees	290,875	0	0	0	0	0	290,875
442810	Other Student Fees	824,440	0	0	0	0	0	824,440
SUBTOTAL STUDENT FEES		**2,955,925**	**0**	**0**	**0**	**0**	**0**	**2,955,925**
430000	Invest Loan/Endowment	4,295,728	0	0	0	0	0	4,295,728
461900	Indirect Costs-Federal	700,000	28,000,000	0	0	0	0	28,700,000
490000	Other Revenues	3,985,638	0	0	0	0	0	3,985,638
490100	Misc Cash Income	250,000	0	0	0	0	0	250,000
490200	Misc Other Income	9,663	0	0	0	0	0	9,663
833428	U-Wide Debt Svc & Admin S	-5,909,227	0	0	0	0	0	-5,909,227
SUBTOTAL OTHER CASH		**3,331,802**	**28,000,000**	**0**	**0**	**0**	**0**	**34,287,727**

REVENUE SUMMARY
2018-2019 GENERAL OPERATING BUDGET
UNIVERSITY OF NEBRASKA - LINCOLN
INCLUDING IANR

CAMPUS TOTAL

8/9/18 12:56:54PM

		UNRESTRICTED	DESIGNATED AND/OR RESTRICTED					
ACCOUNT	DESCRIPTION	STATE AND UNIVERSITY GENERATED	CASH	REVOLVING	FEDERAL	AUXILIARIES AND SERVICES	TRUST	TOTAL
TOTAL CASH FUND		211,948,081	28,000,000	0	0	0	0	239,948,081
TOTAL REVENUE		461,129,336	28,000,000	89,000,000	231,500,000	344,000,000	139,500,000	1,293,129,336

EXPENDITURE SUMMARY
2018-2019 GENERAL OPERATING BUDGET
UNIVERSITY OF NEBRASKA - LINCOLN
EXCLUDING IANR AND NCTA

CAMPUS TOTAL

		UNRESTRICTED	DESIGNATED AND/OR RESTRICTED					
ACCOUNT	**DESCRIPTION**	**STATE AND UNIVERSITY GENERATED**	**CASH**	**REVOLVING**	**FEDERAL**	**AUXILIARIES AND SERVICES**	**TRUST**	**TOTAL**
511000	FACULTY							
	Professor	45,936,480	0	328,099	145,597	112,673	1,984,831	48,507,680
	Associate Professor	26,471,308	0	343,654	217,899	102,340	430,949	27,566,150
	Assistant Professor	26,392,126	0	584,506	193,261	222,463	629,328	28,021,684
	Other	22,749,529	0	663,887	190,182	327,058	316,819	24,247,475
	SUBTOTAL FACULTY	**121,549,443**	**0**	**1,920,146**	**746,939**	**764,534**	**3,361,927**	**128,342,989**
512100	Other Administrators	16,996,863	778,029	1,117,008	79,099	22,603,458	676,711	42,251,168
512000	Chairpersons	4,228,888	0	0	0	0	134,062	4,362,950
513000	Managerial/Professional	41,284,157	2,466,558	15,028,404	1,964,632	36,232,673	6,599,277	103,575,701
514000	Clerical/Technical/Service	25,666,505	0	7,021,033	305,904	23,121,438	852,987	56,967,867
515000	Other Academic	12,592,339	0	465,785	0	559,949	53,591	13,671,664
516000	Student Wages	1,822,766	0	651,268	0	8,220,797	0	10,694,831
517000	Supplemental Salaries & Wages	17,647,509	0	189,068	0	982,382	0	18,818,959
	SUBTOTAL NONFACULTY	**120,239,027**	**3,244,587**	**24,472,566**	**2,349,635**	**91,720,697**	**8,316,628**	**250,343,140**
	SUBTOTAL SALARIES & WAGES	**241,788,470**	**3,244,587**	**26,392,712**	**3,096,574**	**92,485,231**	**11,678,555**	**378,686,129**
519100	Retirement Contribution	14,426,391	0	1,067,321	83,856	4,815,523	360,769	20,753,860
519200	FICA Contribution	11,531,994	0	1,212,408	109,455	5,466,166	390,331	18,710,354
519300	Health Insurance Contribution	23,008,532	0	3,640,278	190,789	9,233,678	648,681	36,721,958
519400	Life Insurance Contribution	243,613	0	22,726	1,705	91,075	6,998	366,117
519700	Unemployment Compensation	85,000	0	5,637	481	28,281	1,715	121,114
519800	Workers Compensation	761,803	0	166,384	18,530	479,741	44,497	1,470,955
	SUBTOTAL BENEFITS	**50,057,333**	**0**	**6,114,754**	**404,816**	**20,114,464**	**1,452,991**	**78,144,358**
	TOTAL PERSONAL SERVICES	**291,845,803**	**3,244,587**	**32,507,466**	**3,501,390**	**112,599,695**	**13,131,546**	**456,830,487**
521000	Operating Expense	13,120,458	23,155,413	14,207,333	191,498,610	200,111,426	97,368,454	539,461,694
529000	Utilities	24,984,137	0	0	0	765,531	0	25,749,668
530000	Supplies & Materials	0	0	185,000	0	0	0	185,000
540000	Travel	461,717	0	403,476	0	787,451	0	1,652,644
550000	Capital Outlay	3,032,308	0	4,696,725	0	1,140,236	0	8,869,269
560000	Government Aid	1,114,786	0	0	0	0	0	1,114,786
570000	Cost of Goods Sold	0	0	0	0	23,595,661	0	23,595,661
	TOTAL NET OPERATING EXPENSES	**42,713,406**	**23,155,413**	**19,492,534**	**191,498,610**	**226,400,305**	**97,368,454**	**600,628,722**
	CAMPUS TOTAL	**334,559,209**	**26,400,000**	**52,000,000**	**195,000,000**	**339,000,000**	**110,500,000**	**1,057,459,209**

REVENUE SUMMARY
2018-2019 GENERAL OPERATING BUDGET
UNIVERSITY OF NEBRASKA - LINCOLN
EXCLUDING IANR AND NCTA

CAMPUS TOTAL

8/9/18 12:56:31PM

		UNRESTRICTED	DESIGNATED AND/OR RESTRICTED					
ACCOUNT	**DESCRIPTION**	**STATE AND UNIVERSITY GENERATED**	**CASH**	**REVOLVING**	**FEDERAL**	**AUXILIARIES AND SERVICES**	**TRUST**	**TOTAL**
410000	State Appropriation	146,542,418	0	0	0	0	0	146,542,418
TOTAL STATE SUPPORT		**146,542,418**	**0**	**0**	**0**	**0**	**0**	**146,542,418**
460000	Restricted Revenue	0	0	0	195,000,000	0	0	195,000,000
TOTAL FEDERAL FUND		**0**	**0**	**0**	**195,000,000**	**0**	**0**	**195,000,000**
442810	Other Student Fees	0	0	4,731,503	0	6,000,000	0	10,731,503
450000	Sales and Services	0	0	47,268,497	0	314,564,208	0	361,832,705
464000	Private Gifts & Contracts	0	0	0	0	18,435,792	0	18,435,792
TOTAL REVOLVING FUND		**0**	**0**	**52,000,000**	**0**	**339,000,000**	**0**	**391,000,000**
460000	Restricted Revenue	0	0	0	0	0	110,500,000	110,500,000
TOTAL TRUST FUND		**0**	**0**	**0**	**0**	**0**	**110,500,000**	**110,500,000**
441100	Undergraduate Resident	100,546,379	0	0	0	0	0	100,546,379
441110	Undergraduate Nonresident	127,986,557	0	0	0	0	0	127,986,557
441200	Graduate Resident	9,678,887	0	0	0	0	0	9,678,887
441210	Graduate Nonresident	34,483,416	0	0	0	0	0	34,483,416
441600	Professional Resident	2,737,920	0	0	0	0	0	2,737,920
441610	Professional Nonresident	4,565,125	0	0	0	0	0	4,565,125
TOTAL GROSS TUITION		**279,998,284**	**0**	**0**	**0**	**0**	**0**	**279,998,284**
441001	Tuition Adjustments	-4,703,791	0	0	0	0	0	-4,703,791
441990	Tuition Remissions	-106,619,644	0	0	0	0	0	-106,619,644
441991	Tuition Remissions	12,585,593	0	0	0	0	0	12,585,593
TOTAL TUITION OFFSETS		**-98,737,842**	**0**	**0**	**0**	**0**	**0**	**-98,737,842**
SUBTOTAL NET TUITION (CASH)		**181,260,442**	**0**	**0**	**0**	**0**	**0**	**181,260,442**
442100	Institutional Student Fee	446,822	0	0	0	0	0	446,822
442310	Application Fees - Gradua	250,528	0	0	0	0	0	250,528
442420	Change of Schedule Fees	1,143,260	0	0	0	0	0	1,143,260
442800	Late Payment Fees	290,875	0	0	0	0	0	290,875
442810	Other Student Fees	824,440	0	0	0	0	0	824,440
SUBTOTAL STUDENT FEES		**2,955,925**	**0**	**0**	**0**	**0**	**0**	**2,955,925**
430000	Invest Loan/Endowment	4,295,728	0	0	0	0	0	4,295,728
461900	Indirect Costs-Federal	700,000	26,400,000	0	0	0	0	27,100,000
490000	Other Revenues	3,985,638	0	0	0	0	0	3,985,638
490100	Misc Cash Income	250,000	0	0	0	0	0	250,000
490200	Misc Other Income	9,663	0	0	0	0	0	9,663
833428	U-Wide Debt Svc & Admin S	-5,440,605	0	0	0	0	0	-5,440,605
SUBTOTAL OTHER CASH		**3,800,424**	**26,400,000**	**0**	**0**	**0**	**0**	**33,156,349**
TOTAL CASH FUND		**188,016,791**	**26,400,000**	**0**	**0**	**0**	**0**	**214,416,791**
TOTAL REVENUE		**334,559,209**	**26,400,000**	**52,000,000**	**195,000,000**	**339,000,000**	**110,500,000**	**1,057,459,209**

EXPENDITURE SUMMARY
2018-2019 GENERAL OPERATING BUDGET
UNIVERSITY OF NEBRASKA - LINCOLN
EXCLUDING IANR AND NCTA

SUBPROGRAM #/NAME 01 Academic Affairs

		UNRESTRICTED	DESIGNATED AND/OR RESTRICTED					
ACCOUNT	**DESCRIPTION**	**STATE AND UNIVERSITY GENERATED**	**CASH**	**REVOLVING**	**FEDERAL**	**AUXILIARIES AND SERVICES**	**TRUST**	**TOTAL**
511000 FACULTY								
	Professor	408,000	0	0	0	0	0	408,000
	Associate Professor	0	0	73,744	16,543	0	0	90,287
	Assistant Professor	10,000	0	0	0	125,558	0	135,558
	Other	7,019,782	0	0	0	20,708	0	7,040,490
	SUBTOTAL FACULTY	**7,437,782**	**0**	**73,744**	**16,543**	**146,266**	**0**	**7,674,335**
512100	Other Administrators	3,248,876	0	128,392	0	40,374	0	3,417,642
512000	Chairpersons	118,231	0	0	0	0	0	118,231
513000	Managerial/Professional	4,143,564	0	947,869	17,745	89,963	326,988	5,526,129
514000	Clerical/Technical/Service	340,693	0	115,038	15,902	0	36,783	508,416
515000	Other Academic	157,881	0	0	0	65,749	0	223,630
516000	Student Wages	62,202	0	0	0	21,916	0	84,118
517000	Supplemental Salaries & Wages	92,001	0	0	0	0	0	92,001
	SUBTOTAL NONFACULTY	**8,163,448**	**0**	**1,191,299**	**33,647**	**218,002**	**363,771**	**9,970,167**
	SUBTOTAL SALARIES & WAGES	**15,601,230**	**0**	**1,265,043**	**50,190**	**364,268**	**363,771**	**17,644,502**
519100	Retirement Contribution	446,202	0	38,276	701	4,544	15,608	505,331
519200	FICA Contribution	411,590	0	39,237	891	8,758	17,331	477,807
519300	Health Insurance Contribution	742,039	0	98,993	2,197	8,782	26,880	878,891
519400	Life Insurance Contribution	7,332	0	752	16	165	319	8,584
519700	Unemployment Compensation	0	0	173	4	49	79	305
519800	Workers Compensation	0	0	5,021	214	743	2,271	8,249
	SUBTOTAL BENEFITS	**1,607,163**	**0**	**182,452**	**4,023**	**23,041**	**62,488**	**1,879,167**
	TOTAL PERSONAL SERVICES	**17,208,393**	**0**	**1,447,495**	**54,213**	**387,309**	**426,259**	**19,523,669**
521000	Operating Expense	4,386,416	0	0	0	38,160	0	4,424,576
540000	Travel	10,249	0	0	0	0	0	10,249
560000	Government Aid	675,000	0	0	0	0	0	675,000
	TOTAL NET OPERATING EXPENSES	**5,071,665**	**0**	**0**	**0**	**38,160**	**0**	**5,109,825**
	SUB PROGRAM TOTAL	**22,280,058**	**0**	**1,447,495**	**54,213**	**425,469**	**426,259**	**24,633,494**

EXPENDITURE SUMMARY
2018-2019 GENERAL OPERATING BUDGET
UNIVERSITY OF NEBRASKA - LINCOLN
EXCLUDING IANR AND NCTA

SUBPROGRAM #/NAME 02 College of Architecture

		UNRESTRICTED	DESIGNATED AND/OR RESTRICTED					
ACCOUNT	**DESCRIPTION**	**STATE AND UNIVERSITY GENERATED**	**CASH**	**REVOLVING**	**FEDERAL**	**AUXILIARIES AND SERVICES**	**TRUST**	**TOTAL**
511000 FACULTY								
	Professor	750,283	0	0	0	0	25,000	775,283
	Associate Professor	854,958	0	0	0	0	0	854,958
	Assistant Professor	538,146	0	0	0	0	0	538,146
	Other	752,103	0	0	0	0	0	752,103
	SUBTOTAL FACULTY	**2,895,490**	**0**	**0**	**0**	**0**	**25,000**	**2,920,490**
512100	Other Administrators	32,344	0	0	0	0	0	32,344
512000	Chairpersons	220,086	0	0	0	0	0	220,086
513000	Managerial/Professional	333,550	0	0	0	0	26,343	359,893
514000	Clerical/Technical/Service	65,367	0	0	0	0	0	65,367
515000	Other Academic	253,143	0	0	0	0	0	253,143
516000	Student Wages	25,308	0	0	0	16,000	0	41,308
	SUBTOTAL NONFACULTY	**929,798**	**0**	**0**	**0**	**16,000**	**26,343**	**972,141**
	SUBTOTAL SALARIES & WAGES	**3,825,288**	**0**	**0**	**0**	**16,000**	**51,343**	**3,892,631**
519100	Retirement Contribution	204,994	0	0	0	0	1,547	206,541
519200	FICA Contribution	150,069	0	0	0	0	1,497	151,566
519300	Health Insurance Contribution	351,667	0	0	0	0	3,605	355,272
519400	Life Insurance Contribution	3,490	0	0	0	0	25	3,515
519700	Unemployment Compensation	0	0	0	0	0	6	6
519800	Workers Compensation	0	0	0	0	84	144	228
	SUBTOTAL BENEFITS	**710,220**	**0**	**0**	**0**	**84**	**6,824**	**717,128**
	TOTAL PERSONAL SERVICES	**4,535,508**	**0**	**0**	**0**	**16,084**	**58,167**	**4,609,759**
521000	Operating Expense	101,032	0	68,400	0	73,000	0	242,432
540000	Travel	0	0	10,000	0	0	0	10,000
	TOTAL NET OPERATING EXPENSES	**101,032**	**0**	**78,400**	**0**	**73,000**	**0**	**252,432**
	SUB PROGRAM TOTAL	**4,636,540**	**0**	**78,400**	**0**	**89,084**	**58,167**	**4,862,191**

EXPENDITURE SUMMARY
2018-2019 GENERAL OPERATING BUDGET
UNIVERSITY OF NEBRASKA - LINCOLN
EXCLUDING IANR AND NCTA

SUBPROGRAM #/NAME 05 College of Arts and Sciences

		UNRESTRICTED	DESIGNATED AND/OR RESTRICTED					
ACCOUNT	**DESCRIPTION**	**STATE AND UNIVERSITY GENERATED**	**CASH**	**REVOLVING**	**FEDERAL**	**AUXILIARIES AND SERVICES**	**TRUST**	**TOTAL**
511000 FACULTY								
	Professor	18,773,981	0	1,458	0	0	525,949	19,301,388
	Associate Professor	9,942,070	0	3,785	150,366	0	219,837	10,316,058
	Assistant Professor	6,871,878	0	26,635	51,181	0	363,921	7,313,615
	Other	2,150,421	0	180,580	190,182	0	0	2,521,183
	SUBTOTAL FACULTY	**37,738,350**	**0**	**212,458**	**391,729**	**0**	**1,109,707**	**39,452,244**
512100	Other Administrators	1,555,904	0	83,055	0	0	345,257	1,984,216
512000	Chairpersons	1,495,115	0	0	0	0	0	1,495,115
513000	Managerial/Professional	3,688,324	0	964,861	565,990	0	2,141,213	7,360,388
514000	Clerical/Technical/Service	2,358,505	0	475,174	24,126	0	258,550	3,116,355
515000	Other Academic	6,624,624	0	431,019	0	0	0	7,055,643
516000	Student Wages	158,189	0	167,282	0	0	0	325,471
	SUBTOTAL NONFACULTY	**15,880,661**	**0**	**2,121,391**	**590,116**	**0**	**2,745,020**	**21,337,188**
	SUBTOTAL SALARIES & WAGES	**53,619,011**	**0**	**2,333,849**	**981,845**	**0**	**3,854,727**	**60,789,432**
519100	Retirement Contribution	3,533,980	0	77,926	30,568	0	94,207	3,736,681
519200	FICA Contribution	2,516,306	0	91,338	40,943	0	102,583	2,751,170
519300	Health Insurance Contribution	5,861,913	0	212,618	70,818	0	184,026	6,329,375
519400	Life Insurance Contribution	58,786	0	1,668	607	0	1,792	62,853
519700	Unemployment Compensation	0	0	448	175	0	425	1,048
519800	Workers Compensation	0	0	13,939	6,489	0	11,054	31,482
	SUBTOTAL BENEFITS	**11,970,985**	**0**	**397,937**	**149,600**	**0**	**394,087**	**12,912,609**
	TOTAL PERSONAL SERVICES	**65,589,996**	**0**	**2,731,786**	**1,131,445**	**0**	**4,248,814**	**73,702,041**
521000	Operating Expense	3,148,935	0	802,319	0	53,816	0	4,005,070
540000	Travel	52,057	0	69,641	0	5,000	0	126,698
550000	Capital Outlay	93,500	0	952	0	0	0	94,452
	TOTAL NET OPERATING EXPENSES	**3,294,492**	**0**	**872,912**	**0**	**58,816**	**0**	**4,226,220**
	SUB PROGRAM TOTAL	**68,884,488**	**0**	**3,604,698**	**1,131,445**	**58,816**	**4,248,814**	**77,928,261**

EXPENDITURE SUMMARY
2018-2019 GENERAL OPERATING BUDGET
UNIVERSITY OF NEBRASKA - LINCOLN
EXCLUDING IANR AND NCTA

SUBPROGRAM #/NAME 06 College of Business Administration

		UNRESTRICTED	DESIGNATED AND/OR RESTRICTED					
ACCOUNT	**DESCRIPTION**	**STATE AND UNIVERSITY GENERATED**	**CASH**	**REVOLVING**	**FEDERAL**	**AUXILIARIES AND SERVICES**	**TRUST**	**TOTAL**
511000 FACULTY								
	Professor	4,331,777	0	0	0	0	414,614	4,746,391
	Associate Professor	3,074,401	0	0	0	0	0	3,074,401
	Assistant Professor	8,139,569	0	0	0	0	49,005	8,188,574
	Other	3,203,139	0	0	0	0	64,006	3,267,145
	SUBTOTAL FACULTY	**18,748,886**	**0**	**0**	**0**	**0**	**527,625**	**19,276,511**
512100	Other Administrators	2,478,602	0	0	0	0	105,828	2,584,430
512000	Chairpersons	448,242	0	0	0	0	0	448,242
513000	Managerial/Professional	2,516,299	0	105,157	0	0	178,460	2,799,916
514000	Clerical/Technical/Service	184,873	0	15,419	0	0	18,083	218,375
515000	Other Academic	611,244	0	0	0	0	0	611,244
516000	Student Wages	120,001	0	19,750	0	0	0	139,751
	SUBTOTAL NONFACULTY	**6,359,261**	**0**	**140,326**	**0**	**0**	**302,371**	**6,801,958**
	SUBTOTAL SALARIES & WAGES	**25,108,147**	**0**	**140,326**	**0**	**0**	**829,996**	**26,078,469**
519100	Retirement Contribution	1,104,167	0	4,337	0	0	12,652	1,121,156
519200	FICA Contribution	566,779	0	6,586	0	0	15,811	589,176
519300	Health Insurance Contribution	1,024,534	0	13,331	0	0	8,979	1,046,844
519400	Life Insurance Contribution	13,506	0	122	0	0	234	13,862
519700	Unemployment Compensation	0	0	32	0	0	67	99
519800	Workers Compensation	0	0	957	0	0	1,519	2,476
	SUBTOTAL BENEFITS	**2,708,986**	**0**	**25,365**	**0**	**0**	**39,262**	**2,773,613**
	TOTAL PERSONAL SERVICES	**27,817,133**	**0**	**165,691**	**0**	**0**	**869,258**	**28,852,082**
521000	Operating Expense	3,424,580	0	526,238	0	450,000	0	4,400,818
530000	Supplies & Materials	0	0	185,000	0	0	0	185,000
540000	Travel	27,762	0	10,000	0	0	0	37,762
550000	Capital Outlay	28,565	0	0	0	0	0	28,565
	TOTAL NET OPERATING EXPENSES	**3,480,907**	**0**	**721,238**	**0**	**450,000**	**0**	**4,652,145**
	SUB PROGRAM TOTAL	**31,298,040**	**0**	**886,929**	**0**	**450,000**	**869,258**	**33,504,227**

EXPENDITURE SUMMARY
2018-2019 GENERAL OPERATING BUDGET
UNIVERSITY OF NEBRASKA - LINCOLN
EXCLUDING IANR AND NCTA

SUBPROGRAM #/NAME 07 College of Fine and Performing Arts

		UNRESTRICTED	DESIGNATED AND/OR RESTRICTED					
ACCOUNT	**DESCRIPTION**	**STATE AND UNIVERSITY GENERATED**	**CASH**	**REVOLVING**	**FEDERAL**	**AUXILIARIES AND SERVICES**	**TRUST**	**TOTAL**
511000 FACULTY								
	Professor	2,766,460	0	0	0	0	95,000	2,861,460
	Associate Professor	2,090,874	0	0	0	0	0	2,090,874
	Assistant Professor	881,403	0	0	0	0	60,000	941,403
	Other	673,957	0	0	0	0	0	673,957
	SUBTOTAL FACULTY	**6,412,694**	**0**	**0**	**0**	**0**	**155,000**	**6,567,694**
512100	Other Administrators	892,544	0	0	0	0	20,000	912,544
512000	Chairpersons	363,026	0	0	0	0	12,000	375,026
513000	Managerial/Professional	884,694	0	0	0	82,994	76,921	1,044,609
514000	Clerical/Technical/Service	420,444	0	0	0	27,631	28,695	476,770
515000	Other Academic	854,921	0	0	0	0	0	854,921
516000	Student Wages	36,112	0	79,087	0	60,000	0	175,199
	SUBTOTAL NONFACULTY	**3,451,741**	**0**	**79,087**	**0**	**170,625**	**137,616**	**3,839,069**
	SUBTOTAL SALARIES & WAGES	**9,864,435**	**0**	**79,087**	**0**	**170,625**	**292,616**	**10,406,763**
519100	Retirement Contribution	676,423	0	0	0	8,529	8,945	693,897
519200	FICA Contribution	552,534	0	161	0	13,437	9,480	575,612
519300	Health Insurance Contribution	1,279,102	0	0	0	14,870	15,441	1,309,413
519400	Life Insurance Contribution	12,528	0	0	0	176	178	12,882
519700	Unemployment Compensation	0	0	0	0	58	45	103
519800	Workers Compensation	0	0	54	0	863	1,023	1,940
	SUBTOTAL BENEFITS	**2,520,587**	**0**	**215**	**0**	**37,933**	**35,112**	**2,593,847**
	TOTAL PERSONAL SERVICES	**12,385,022**	**0**	**79,302**	**0**	**208,558**	**327,728**	**13,000,610**
521000	Operating Expense	379,430	0	355,196	0	26,567	211,000	972,193
540000	Travel	0	0	18,000	0	0	0	18,000
	TOTAL NET OPERATING EXPENSES	**379,430**	**0**	**373,196**	**0**	**26,567**	**211,000**	**990,193**
	SUB PROGRAM TOTAL	**12,764,452**	**0**	**452,498**	**0**	**235,125**	**538,728**	**13,990,803**

EXPENDITURE SUMMARY
2018-2019 GENERAL OPERATING BUDGET
UNIVERSITY OF NEBRASKA - LINCOLN
EXCLUDING IANR AND NCTA

SUBPROGRAM #/NAME 11 College of Engineering and Technology

		UNRESTRICTED	DESIGNATED AND/OR RESTRICTED					
ACCOUNT	**DESCRIPTION**	**STATE AND UNIVERSITY GENERATED**	**CASH**	**REVOLVING**	**FEDERAL**	**AUXILIARIES AND SERVICES**	**TRUST**	**TOTAL**
511000 FACULTY								
	Professor	8,819,862	0	130,329	0	0	240,200	9,190,391
	Associate Professor	5,097,938	0	0	0	0	0	5,097,938
	Assistant Professor	4,372,526	0	0	0	0	0	4,372,526
	Other	3,314,543	0	0	0	0	10,000	3,324,543
	SUBTOTAL FACULTY	**21,604,869**	**0**	**130,329**	**0**	**0**	**250,200**	**21,985,398**
512100	Other Administrators	1,395,641	0	13,288	0	0	50,000	1,458,929
512000	Chairpersons	504,661	0	0	0	0	0	504,661
513000	Managerial/Professional	3,578,394	0	957,522	0	0	0	4,535,916
514000	Clerical/Technical/Service	1,747,648	0	252,990	33,004	0	0	2,033,642
515000	Other Academic	1,728,783	0	0	0	0	0	1,728,783
516000	Student Wages	160,203	0	5,879	0	0	0	166,082
	SUBTOTAL NONFACULTY	**9,115,330**	**0**	**1,229,679**	**33,004**	**0**	**50,000**	**10,428,013**
	SUBTOTAL SALARIES & WAGES	**30,720,199**	**0**	**1,360,008**	**33,004**	**0**	**300,200**	**32,413,411**
519100	Retirement Contribution	1,640,369	0	57,145	339	0	3,022	1,700,875
519200	FICA Contribution	1,115,809	0	70,655	430	0	1,859	1,188,753
519300	Health Insurance Contribution	2,378,926	0	166,038	1,201	0	2,332	2,548,497
519400	Life Insurance Contribution	25,685	0	1,268	11	0	28	26,992
519700	Unemployment Compensation	0	0	312	3	0	13	328
519800	Workers Compensation	0	0	11,975	181	0	308	12,464
	SUBTOTAL BENEFITS	**5,160,789**	**0**	**307,393**	**2,165**	**0**	**7,562**	**5,477,909**
	TOTAL PERSONAL SERVICES	**35,880,988**	**0**	**1,667,401**	**35,169**	**0**	**307,762**	**37,891,320**
521000	Operating Expense	1,045,180	0	246,475	0	0	0	1,291,655
540000	Travel	77,374	0	0	0	0	0	77,374
550000	Capital Outlay	52,201	0	26,500	0	0	0	78,701
560000	Government Aid	439,786	0	0	0	0	0	439,786
	TOTAL NET OPERATING EXPENSES	**1,614,541**	**0**	**272,975**	**0**	**0**	**0**	**1,887,516**
	SUB PROGRAM TOTAL	**37,495,529**	**0**	**1,940,376**	**35,169**	**0**	**307,762**	**39,778,836**

EXPENDITURE SUMMARY
2018-2019 GENERAL OPERATING BUDGET
UNIVERSITY OF NEBRASKA - LINCOLN
EXCLUDING IANR AND NCTA

SUBPROGRAM #/NAME 12 Research

		UNRESTRICTED	DESIGNATED AND/OR RESTRICTED					
ACCOUNT	**DESCRIPTION**	**STATE AND UNIVERSITY GENERATED**	**CASH**	**REVOLVING**	**FEDERAL**	**AUXILIARIES AND SERVICES**	**TRUST**	**TOTAL**
511000 FACULTY								
	Professor	15,210	0	0	0	0	0	15,210
	Associate Professor	86,906	0	0	0	0	0	86,906
	Assistant Professor	117,093	0	0	0	0	0	117,093
	Other	0	0	0	0	0	43,525	43,525
	SUBTOTAL FACULTY	**219,209**	**0**	**0**	**0**	**0**	**43,525**	**262,734**
512100	Other Administrators	509,588	778,029	0	0	0	27,576	1,315,193
512000	Chairpersons	330,000	0	0	0	0	10,000	340,000
513000	Managerial/Professional	1,156,325	2,466,558	265,660	13,041	0	209,158	4,110,742
514000	Clerical/Technical/Service	126,880	0	279,599	84,778	0	92,377	583,634
	SUBTOTAL NONFACULTY	**2,122,793**	**3,244,587**	**545,259**	**97,819**	**0**	**339,111**	**6,349,569**
	SUBTOTAL SALARIES & WAGES	**2,342,002**	**3,244,587**	**545,259**	**97,819**	**0**	**382,636**	**6,612,303**
519100	Retirement Contribution	154,329	0	18,839	6,573	0	15,420	195,161
519200	FICA Contribution	129,222	0	31,845	9,681	0	19,658	190,406
519300	Health Insurance Contribution	318,614	0	89,593	17,442	0	30,514	456,163
519400	Life Insurance Contribution	2,368	0	546	161	0	357	3,432
519700	Unemployment Compensation	0	0	141	40	0	98	279
519800	Workers Compensation	0	0	4,502	1,491	0	2,587	8,580
	SUBTOTAL BENEFITS	**604,533**	**0**	**145,466**	**35,388**	**0**	**68,634**	**854,021**
	TOTAL PERSONAL SERVICES	**2,946,535**	**3,244,587**	**690,725**	**133,207**	**0**	**451,270**	**7,466,324**
521000	Operating Expense	38,240	0	0	0	0	0	38,240
	TOTAL NET OPERATING EXPENSES	**38,240**	**0**	**0**	**0**	**0**	**0**	**38,240**
	SUB PROGRAM TOTAL	**2,984,775**	**3,244,587**	**690,725**	**133,207**	**0**	**451,270**	**7,504,564**

EXPENDITURE SUMMARY
2018-2019 GENERAL OPERATING BUDGET
UNIVERSITY OF NEBRASKA - LINCOLN
EXCLUDING IANR AND NCTA

SUBPROGRAM #/NAME 14 College of Journalism and Mass Communication

		UNRESTRICTED	DESIGNATED AND/OR RESTRICTED					
ACCOUNT	**DESCRIPTION**	**STATE AND UNIVERSITY GENERATED**	**CASH**	**REVOLVING**	**FEDERAL**	**AUXILIARIES AND SERVICES**	**TRUST**	**TOTAL**
511000 FACULTY								
	Professor	1,165,343	0	0	0	0	80,000	1,245,343
	Associate Professor	589,641	0	0	0	0	0	589,641
	Assistant Professor	984,191	0	0	0	0	0	984,191
	Other	202,820	0	0	0	0	0	202,820
	SUBTOTAL FACULTY	**2,941,995**	**0**	**0**	**0**	**0**	**80,000**	**3,021,995**
512100	Other Administrators	432,024	0	0	0	0	0	432,024
512000	Chairpersons	5,000	0	0	0	0	0	5,000
513000	Managerial/Professional	419,692	0	0	0	0	0	419,692
514000	Clerical/Technical/Service	164,079	0	0	0	0	0	164,079
515000	Other Academic	75,325	0	0	0	0	0	75,325
516000	Student Wages	67,864	0	0	0	0	0	67,864
517000	Supplemental Salaries & Wages	543	0	0	0	0	0	543
	SUBTOTAL NONFACULTY	**1,164,527**	**0**	**0**	**0**	**0**	**0**	**1,164,527**
	SUBTOTAL SALARIES & WAGES	**4,106,522**	**0**	**0**	**0**	**0**	**80,000**	**4,186,522**
519100	Retirement Contribution	284,568	0	0	0	0	411	284,979
519200	FICA Contribution	226,863	0	0	0	0	153	227,016
519300	Health Insurance Contribution	416,952	0	0	0	0	100	417,052
519400	Life Insurance Contribution	4,939	0	0	0	0	5	4,944
519800	Workers Compensation	0	0	0	0	0	53	53
	SUBTOTAL BENEFITS	**933,322**	**0**	**0**	**0**	**0**	**722**	**934,044**
	TOTAL PERSONAL SERVICES	**5,039,844**	**0**	**0**	**0**	**0**	**80,722**	**5,120,566**
521000	Operating Expense	516,522	0	0	0	0	0	516,522
540000	Travel	12,000	0	0	0	0	0	12,000
	TOTAL NET OPERATING EXPENSES	**528,522**	**0**	**0**	**0**	**0**	**0**	**528,522**
	SUB PROGRAM TOTAL	**5,568,366**	**0**	**0**	**0**	**0**	**80,722**	**5,649,088**

EXPENDITURE SUMMARY
2018-2019 GENERAL OPERATING BUDGET
UNIVERSITY OF NEBRASKA - LINCOLN
EXCLUDING IANR AND NCTA

SUBPROGRAM #/NAME 15 College of Law

		UNRESTRICTED	DESIGNATED AND/OR RESTRICTED					
ACCOUNT	**DESCRIPTION**	**STATE AND UNIVERSITY GENERATED**	**CASH**	**REVOLVING**	**FEDERAL**	**AUXILIARIES AND SERVICES**	**TRUST**	**TOTAL**
511000 FACULTY								
	Professor	3,652,633	0	0	0	0	200,955	3,853,588
	Associate Professor	1,156,711	0	0	0	0	0	1,156,711
	Assistant Professor	524,984	0	0	0	0	0	524,984
	Other	128,550	0	40,961	0	0	1,000	170,511
	SUBTOTAL FACULTY	**5,462,878**	**0**	**40,961**	**0**	**0**	**201,955**	**5,705,794**
512100	Other Administrators	727,772	0	0	0	0	27,000	754,772
512000	Chairpersons	36,678	0	0	0	0	0	36,678
513000	Managerial/Professional	444,249	0	0	0	0	21,357	465,606
514000	Clerical/Technical/Service	485,154	0	39,186	0	0	15,616	539,956
	SUBTOTAL NONFACULTY	**1,693,853**	**0**	**39,186**	**0**	**0**	**63,973**	**1,797,012**
	SUBTOTAL SALARIES & WAGES	**7,156,731**	**0**	**80,147**	**0**	**0**	**265,928**	**7,502,806**
519100	Retirement Contribution	551,059	0	465	0	0	2,181	553,705
519200	FICA Contribution	360,459	0	410	0	0	2,239	363,108
519300	Health Insurance Contribution	604,229	0	1,066	0	0	1,898	607,193
519400	Life Insurance Contribution	7,372	0	8	0	0	35	7,415
519700	Unemployment Compensation	0	0	2	0	0	8	10
519800	Workers Compensation	0	0	56	0	0	221	277
	SUBTOTAL BENEFITS	**1,523,119**	**0**	**2,007**	**0**	**0**	**6,582**	**1,531,708**
	TOTAL PERSONAL SERVICES	**8,679,850**	**0**	**82,154**	**0**	**0**	**272,510**	**9,034,514**
521000	Operating Expense	161,381	0	141,861	0	0	0	303,242
540000	Travel	3,331	0	6,230	0	0	0	9,561
550000	Capital Outlay	233,139	0	560,000	0	0	0	793,139
	TOTAL NET OPERATING EXPENSES	**397,851**	**0**	**708,091**	**0**	**0**	**0**	**1,105,942**
	SUB PROGRAM TOTAL	**9,077,701**	**0**	**790,245**	**0**	**0**	**272,510**	**10,140,456**

EXPENDITURE SUMMARY
2018-2019 GENERAL OPERATING BUDGET
UNIVERSITY OF NEBRASKA - LINCOLN
EXCLUDING IANR AND NCTA

SUBPROGRAM #/NAME 16 University Libraries

		UNRESTRICTED	DESIGNATED AND/OR RESTRICTED					
ACCOUNT	**DESCRIPTION**	**STATE AND UNIVERSITY GENERATED**	**CASH**	**REVOLVING**	**FEDERAL**	**AUXILIARIES AND SERVICES**	**TRUST**	**TOTAL**
511000 FACULTY								
	Professor	1,178,932	0	0	0	0	0	1,178,932
	Associate Professor	1,212,793	0	0	0	0	62,817	1,275,610
	Assistant Professor	467,737	0	0	16,231	0	0	483,968
	Other	57,198	0	0	0	0	0	57,198
	SUBTOTAL FACULTY	**2,916,660**	**0**	**0**	**16,231**	**0**	**62,817**	**2,995,708**
512100	Other Administrators	424,346	0	0	0	0	0	424,346
512000	Chairpersons	133,413	0	0	0	0	0	133,413
513000	Managerial/Professional	1,818,805	0	49,085	0	0	42,125	1,910,015
514000	Clerical/Technical/Service	1,618,390	0	0	34,753	0	0	1,653,143
516000	Student Wages	500,126	0	36,000	0	0	0	536,126
	SUBTOTAL NONFACULTY	**4,495,080**	**0**	**85,085**	**34,753**	**0**	**42,125**	**4,657,043**
	SUBTOTAL SALARIES & WAGES	**7,411,740**	**0**	**85,085**	**50,984**	**0**	**104,942**	**7,652,751**
519100	Retirement Contribution	490,931	0	2,465	1,831	0	2,025	497,252
519200	FICA Contribution	466,301	0	2,424	1,624	0	3,453	473,802
519300	Health Insurance Contribution	1,082,034	0	7,232	3,170	0	6,293	1,098,729
519400	Life Insurance Contribution	9,117	0	45	33	0	66	9,261
519700	Unemployment Compensation	0	0	11	8	0	16	35
519800	Workers Compensation	0	0	476	270	0	355	1,101
	SUBTOTAL BENEFITS	**2,048,383**	**0**	**12,653**	**6,936**	**0**	**12,208**	**2,080,180**
	TOTAL PERSONAL SERVICES	**9,460,123**	**0**	**97,738**	**57,920**	**0**	**117,150**	**9,732,931**
521000	Operating Expense	540,606	2,000,000	138,449	0	10,000	0	2,689,055
540000	Travel	2,521	0	0	0	0	0	2,521
550000	Capital Outlay	2,374,316	0	4,018,000	0	0	0	6,392,316
	TOTAL NET OPERATING EXPENSES	**2,917,443**	**2,000,000**	**4,156,449**	**0**	**10,000**	**0**	**9,083,892**
	SUB PROGRAM TOTAL	**12,377,566**	**2,000,000**	**4,254,187**	**57,920**	**10,000**	**117,150**	**18,816,823**

EXPENDITURE SUMMARY
2018-2019 GENERAL OPERATING BUDGET
UNIVERSITY OF NEBRASKA - LINCOLN
EXCLUDING IANR AND NCTA

SUBPROGRAM #/NAME 17 College of Education and Human Sciences

		UNRESTRICTED	DESIGNATED AND/OR RESTRICTED					
ACCOUNT	**DESCRIPTION**	**STATE AND UNIVERSITY GENERATED**	**CASH**	**REVOLVING**	**FEDERAL**	**AUXILIARIES AND SERVICES**	**TRUST**	**TOTAL**
511000 FACULTY								
	Professor	3,823,783	0	91,185	145,597	112,673	403,113	4,576,351
	Associate Professor	2,263,478	0	266,125	50,990	102,340	148,295	2,831,228
	Assistant Professor	3,698,826	0	557,871	125,849	28,500	156,402	4,567,448
	Other	1,116,303	0	442,346	0	97,099	198,288	1,854,036
	SUBTOTAL FACULTY	**10,902,390**	**0**	**1,357,527**	**322,436**	**340,612**	**906,098**	**13,829,063**
512100	Other Administrators	809,698	0	0	12,211	314,578	101,050	1,237,537
512000	Chairpersons	549,164	0	0	0	0	112,062	661,226
513000	Managerial/Professional	1,859,110	0	392,969	754,514	488,470	1,793,234	5,288,297
514000	Clerical/Technical/Service	716,264	0	227,235	63,079	81,531	185,785	1,273,894
515000	Other Academic	1,058,996	0	13,549	0	88,045	0	1,160,590
516000	Student Wages	78,661	0	19,895	0	4,534	0	103,090
	SUBTOTAL NONFACULTY	**5,071,893**	**0**	**653,648**	**829,804**	**977,158**	**2,192,131**	**9,724,634**
	SUBTOTAL SALARIES & WAGES	**15,974,283**	**0**	**2,011,175**	**1,152,240**	**1,317,770**	**3,098,229**	**23,553,697**
519100	Retirement Contribution	1,038,181	0	75,629	29,372	83,851	133,846	1,360,879
519200	FICA Contribution	821,805	0	84,983	40,231	83,481	138,433	1,168,933
519300	Health Insurance Contribution	1,727,709	0	218,162	62,313	98,124	235,395	2,341,703
519400	Life Insurance Contribution	17,886	0	1,638	603	1,462	2,492	24,081
519700	Unemployment Compensation	0	0	393	186	383	624	1,586
519800	Workers Compensation	0	0	11,978	7,080	4,855	16,878	40,791
	SUBTOTAL BENEFITS	**3,605,581**	**0**	**392,783**	**139,785**	**272,156**	**527,668**	**4,937,973**
	TOTAL PERSONAL SERVICES	**19,579,864**	**0**	**2,403,958**	**1,292,025**	**1,589,926**	**3,625,897**	**28,491,670**
521000	Operating Expense	2,314,263	0	544,958	0	316,823	0	3,176,044
540000	Travel	74,540	0	38,726	0	11,631	0	124,897
550000	Capital Outlay	92,393	0	0	0	0	0	92,393
	TOTAL NET OPERATING EXPENSES	**2,481,196**	**0**	**583,684**	**0**	**328,454**	**0**	**3,393,334**
	SUB PROGRAM TOTAL	**22,061,060**	**0**	**2,987,642**	**1,292,025**	**1,918,380**	**3,625,897**	**31,885,004**

EXPENDITURE SUMMARY
2018-2019 GENERAL OPERATING BUDGET
UNIVERSITY OF NEBRASKA - LINCOLN
EXCLUDING IANR AND NCTA

SUBPROGRAM #/NAME 20 Academic Services & Enrollment Management

		UNRESTRICTED	DESIGNATED AND/OR RESTRICTED					
ACCOUNT	**DESCRIPTION**	**STATE AND UNIVERSITY GENERATED**	**CASH**	**REVOLVING**	**FEDERAL**	**AUXILIARIES AND SERVICES**	**TRUST**	**TOTAL**
512100	Other Administrators	671,476	0	0	0	0	0	671,476
512000	Chairpersons	25,272	0	0	0	0	0	25,272
513000	Managerial/Professional	3,901,803	0	1,852,161	0	0	0	5,753,964
514000	Clerical/Technical/Service	1,039,389	0	508,115	0	0	0	1,547,504
515000	Other Academic	80,867	0	10,849	0	0	0	91,716
516000	Student Wages	103,252	0	142,457	0	0	0	245,709
517000	Supplemental Salaries & Wages	0	0	6,616	0	0	0	6,616
	SUBTOTAL NONFACULTY	**5,822,059**	**0**	**2,520,198**	**0**	**0**	**0**	**8,342,257**
	SUBTOTAL SALARIES & WAGES	**5,822,059**	**0**	**2,520,198**	**0**	**0**	**0**	**8,342,257**
519100	Retirement Contribution	289,942	0	39,223	0	0	0	329,165
519200	FICA Contribution	334,255	0	69,609	0	0	0	403,864
519300	Health Insurance Contribution	789,118	0	188,667	0	0	0	977,785
519400	Life Insurance Contribution	6,440	0	1,306	0	0	0	7,746
519700	Unemployment Compensation	0	0	311	0	0	0	311
519800	Workers Compensation	0	0	8,734	0	0	0	8,734
	SUBTOTAL BENEFITS	**1,419,755**	**0**	**307,850**	**0**	**0**	**0**	**1,727,605**
	TOTAL PERSONAL SERVICES	**7,241,814**	**0**	**2,828,048**	**0**	**0**	**0**	**10,069,862**
521000	Operating Expense	340,142	0	1,566,750	0	0	0	1,906,892
540000	Travel	8,222	0	0	0	0	0	8,222
	TOTAL NET OPERATING EXPENSES	**348,364**	**0**	**1,566,750**	**0**	**0**	**0**	**1,915,114**
	SUB PROGRAM TOTAL	**7,590,178**	**0**	**4,394,798**	**0**	**0**	**0**	**11,984,976**

EXPENDITURE SUMMARY
2018-2019 GENERAL OPERATING BUDGET
UNIVERSITY OF NEBRASKA - LINCOLN
EXCLUDING IANR AND NCTA

SUBPROGRAM #/NAME 21 Summer Sessions

		UNRESTRICTED	DESIGNATED AND/OR RESTRICTED					
ACCOUNT	**DESCRIPTION**	**STATE AND UNIVERSITY GENERATED**	**CASH**	**REVOLVING**	**FEDERAL**	**AUXILIARIES AND SERVICES**	**TRUST**	**TOTAL**
	Other	3,818,926	0	0	0	0	0	3,818,926
	SUBTOTAL FACULTY	**3,818,926**	**0**	**0**	**0**	**0**	**0**	**3,818,926**
515000	Other Academic	374,910	0	0	0	0	0	374,910
	SUBTOTAL NONFACULTY	**374,910**	**0**	**0**	**0**	**0**	**0**	**374,910**
	SUBTOTAL SALARIES & WAGES	**4,193,836**	**0**	**0**	**0**	**0**	**0**	**4,193,836**
	SUBTOTAL BENEFITS	**0**	**0**	**0**	**0**	**0**	**0**	**0**
	TOTAL PERSONAL SERVICES	**4,193,836**	**0**	**0**	**0**	**0**	**0**	**4,193,836**
	SUB PROGRAM TOTAL	**4,193,836**	**0**	**0**	**0**	**0**	**0**	**4,193,836**

EXPENDITURE SUMMARY
2018-2019 GENERAL OPERATING BUDGET
UNIVERSITY OF NEBRASKA - LINCOLN
EXCLUDING IANR AND NCTA

SUBPROGRAM #/NAME 22 Other Instruction or Research

		UNRESTRICTED	DESIGNATED AND/OR RESTRICTED					
ACCOUNT	DESCRIPTION	STATE AND UNIVERSITY GENERATED	CASH	REVOLVING	FEDERAL	AUXILIARIES AND SERVICES	TRUST	TOTAL
514000	Clerical/Technical/Service	75,684	0	0	0	0	0	75,684
516000	Student Wages	156,514	0	0	0	0	0	156,514
	SUBTOTAL NONFACULTY	**232,198**	**0**	**0**	**0**	**0**	**0**	**232,198**
	SUBTOTAL SALARIES & WAGES	**232,198**	**0**	**0**	**0**	**0**	**0**	**232,198**
519100	Retirement Contribution	4,281	0	0	0	0	0	4,281
519200	FICA Contribution	5,990	0	0	0	0	0	5,990
519300	Health Insurance Contribution	30,597	0	0	0	0	0	30,597
519400	Life Insurance Contribution	122	0	0	0	0	0	122
	SUBTOTAL BENEFITS	**40,990**	**0**	**0**	**0**	**0**	**0**	**40,990**
	TOTAL PERSONAL SERVICES	**273,188**	**0**	**0**	**0**	**0**	**0**	**273,188**
521000	Operating Expense	727,838	0	14,066,192	0	0	0	14,794,030
540000	Travel	864	0	0	0	0	0	864
	TOTAL NET OPERATING EXPENSES	**728,702**	**0**	**14,066,192**	**0**	**0**	**0**	**14,794,894**
	SUB PROGRAM TOTAL	**1,001,890**	**0**	**14,066,192**	**0**	**0**	**0**	**15,068,082**

EXPENDITURE SUMMARY
2018-2019 GENERAL OPERATING BUDGET
UNIVERSITY OF NEBRASKA - LINCOLN
EXCLUDING IANR AND NCTA

SUBPROGRAM #/NAME 23 Student Aid

		UNRESTRICTED	DESIGNATED AND/OR RESTRICTED					
ACCOUNT	DESCRIPTION	STATE AND UNIVERSITY GENERATED	CASH	REVOLVING	FEDERAL	AUXILIARIES AND SERVICES	TRUST	TOTAL
521000	Operating Expense	5,269,390	0	0	0	0	0	5,269,390
	TOTAL NET OPERATING EXPENSES	**5,269,390**	**0**	**0**	**0**	**0**	**0**	**5,269,390**
	SUB PROGRAM TOTAL	**5,269,390**	**0**	**0**	**0**	**0**	**0**	**5,269,390**

EXPENDITURE SUMMARY
2018-2019 GENERAL OPERATING BUDGET
UNIVERSITY OF NEBRASKA - LINCOLN
EXCLUDING IANR AND NCTA

SUBPROGRAM #/NAME 24 International Programs

		UNRESTRICTED	DESIGNATED AND/OR RESTRICTED					
ACCOUNT	DESCRIPTION	STATE AND UNIVERSITY GENERATED	CASH	REVOLVING	FEDERAL	AUXILIARIES AND SERVICES	TRUST	TOTAL
513000	Managerial/Professional	536,764	0	109,602	0	0	0	646,366
514000	Clerical/Technical/Service	67,229	0	0	0	0	0	67,229
515000	Other Academic	10,386	0	0	0	0	0	10,386
	SUBTOTAL NONFACULTY	**614,379**	**0**	**109,602**	**0**	**0**	**0**	**723,981**
	SUBTOTAL SALARIES & WAGES	**614,379**	**0**	**109,602**	**0**	**0**	**0**	**723,981**
519100	Retirement Contribution	41,855	0	3,281	0	0	0	45,136
519200	FICA Contribution	45,199	0	3,896	0	0	0	49,095
519300	Health Insurance Contribution	92,801	0	7,243	0	0	0	100,044
519400	Life Insurance Contribution	864	0	69	0	0	0	933
519700	Unemployment Compensation	0	0	18	0	0	0	18
519800	Workers Compensation	0	0	504	0	0	0	504
	SUBTOTAL BENEFITS	**180,719**	**0**	**15,011**	**0**	**0**	**0**	**195,730**
	TOTAL PERSONAL SERVICES	**795,098**	**0**	**124,613**	**0**	**0**	**0**	**919,711**
521000	Operating Expense	54,666	0	0	0	1,325,000	0	1,379,666
540000	Travel	0	0	0	0	255,000	0	255,000
550000	Capital Outlay	0	0	0	0	25,000	0	25,000
	TOTAL NET OPERATING EXPENSES	**54,666**	**0**	**0**	**0**	**1,605,000**	**0**	**1,659,666**
	SUB PROGRAM TOTAL	**849,764**	**0**	**124,613**	**0**	**1,605,000**	**0**	**2,579,377**

EXPENDITURE SUMMARY
2018-2019 GENERAL OPERATING BUDGET
UNIVERSITY OF NEBRASKA - LINCOLN
EXCLUDING IANR AND NCTA

SUBPROGRAM #/NAME 25 Instruction Budget Adjustments

		UNRESTRICTED	DESIGNATED AND/OR RESTRICTED					
ACCOUNT	DESCRIPTION	STATE AND UNIVERSITY GENERATED	CASH	REVOLVING	FEDERAL	AUXILIARIES AND SERVICES	TRUST	TOTAL
	Other	311,210	0	0	0	0	0	311,210
	SUBTOTAL FACULTY	**311,210**	**0**	**0**	**0**	**0**	**0**	**311,210**
514000	Clerical/Technical/Service	1,000,000	0	0	0	0	0	1,000,000
515000	Other Academic	731,260	0	0	0	0	0	731,260
517000	Supplemental Salaries & Wages	17,051,419	0	0	0	0	0	17,051,419
	SUBTOTAL NONFACULTY	**18,782,679**	**0**	**0**	**0**	**0**	**0**	**18,782,679**
	SUBTOTAL SALARIES & WAGES	**19,093,889**	**0**	**0**	**0**	**0**	**0**	**19,093,889**
519100	Retirement Contribution	1,977,945	0	0	0	0	0	1,977,945
519200	FICA Contribution	1,249,657	0	0	0	0	0	1,249,657
519300	Health Insurance Contribution	755,473	0	0	0	0	0	755,473
519400	Life Insurance Contribution	29,134	0	0	0	0	0	29,134
	SUBTOTAL BENEFITS	**4,012,209**	**0**	**0**	**0**	**0**	**0**	**4,012,209**
	TOTAL PERSONAL SERVICES	**23,106,098**	**0**	**0**	**0**	**0**	**0**	**23,106,098**
521000	Operating Expense	-16,911,119	21,155,413	0	0	0	0	4,244,294
	TOTAL NET OPERATING EXPENSES	**-16,911,119**	**21,155,413**	**0**	**0**	**0**	**0**	**4,244,294**
	SUB PROGRAM TOTAL	**6,194,979**	**21,155,413**	**0**	**0**	**0**	**0**	**27,350,392**

EXPENDITURE SUMMARY
2018-2019 GENERAL OPERATING BUDGET
UNIVERSITY OF NEBRASKA - LINCOLN
EXCLUDING IANR AND NCTA

SUBPROGRAM #/NAME 27 Television and Radio

		UNRESTRICTED	DESIGNATED AND/OR RESTRICTED					
ACCOUNT	**DESCRIPTION**	**STATE AND UNIVERSITY GENERATED**	**CASH**	**REVOLVING**	**FEDERAL**	**AUXILIARIES AND SERVICES**	**TRUST**	**TOTAL**
512100	Other Administrators	129,702	0	0	0	0	0	129,702
513000	Managerial/Professional	1,233,764	0	4,639,220	0	0	608,923	6,481,907
514000	Clerical/Technical/Service	102,639	0	428,961	0	0	45,141	576,741
	SUBTOTAL NONFACULTY	**1,466,105**	**0**	**5,068,181**	**0**	**0**	**654,064**	**7,188,350**
	SUBTOTAL SALARIES & WAGES	**1,466,105**	**0**	**5,068,181**	**0**	**0**	**654,064**	**7,188,350**
519100	Retirement Contribution	122,389	0	152,222	0	0	33,479	308,090
519200	FICA Contribution	105,586	0	187,344	0	0	33,313	326,243
519300	Health Insurance Contribution	423,983	0	485,567	0	0	58,129	967,679
519400	Life Insurance Contribution	2,108	0	3,474	0	0	633	6,215
519700	Unemployment Compensation	0	0	891	0	0	130	1,021
519800	Workers Compensation	0	0	25,132	0	0	2,996	28,128
	SUBTOTAL BENEFITS	**654,066**	**0**	**854,630**	**0**	**0**	**128,680**	**1,637,376**
	TOTAL PERSONAL SERVICES	**2,120,171**	**0**	**5,922,811**	**0**	**0**	**782,744**	**8,825,726**
521000	Operating Expense	15	0	1,140,548	0	0	0	1,140,563
540000	Travel	0	0	200,000	0	0	0	200,000
550000	Capital Outlay	0	0	50,000	0	0	0	50,000
	TOTAL NET OPERATING EXPENSES	**15**	**0**	**1,390,548**	**0**	**0**	**0**	**1,390,563**
	SUB PROGRAM TOTAL	**2,120,186**	**0**	**7,313,359**	**0**	**0**	**782,744**	**10,216,289**

EXPENDITURE SUMMARY
2018-2019 GENERAL OPERATING BUDGET
UNIVERSITY OF NEBRASKA - LINCOLN
EXCLUDING IANR AND NCTA

SUBPROGRAM #/NAME 28 Museums and Art Gallery

		UNRESTRICTED	DESIGNATED AND/OR RESTRICTED					
ACCOUNT	**DESCRIPTION**	**STATE AND UNIVERSITY GENERATED**	**CASH**	**REVOLVING**	**FEDERAL**	**AUXILIARIES AND SERVICES**	**TRUST**	**TOTAL**
511000 FACULTY								
	Professor	137,527	0	0	0	0	0	137,527
	Other	577	0	0	0	0	0	577
	SUBTOTAL FACULTY	**138,104**	**0**	**0**	**0**	**0**	**0**	**138,104**
512100	Other Administrators	389,580	0	0	0	0	0	389,580
513000	Managerial/Professional	980,433	0	140,364	0	23,372	443,369	1,587,538
514000	Clerical/Technical/Service	391,381	0	112,308	0	54,162	5,215	563,066
516000	Student Wages	27,768	0	4,725	0	8,340	0	40,833
517000	Supplemental Salaries & Wages	0	0	0	0	2,657	0	2,657
	SUBTOTAL NONFACULTY	**1,789,162**	**0**	**257,397**	**0**	**88,531**	**448,584**	**2,583,674**
	SUBTOTAL SALARIES & WAGES	**1,927,266**	**0**	**257,397**	**0**	**88,531**	**448,584**	**2,721,778**
519100	Retirement Contribution	142,785	0	10,453	0	3,461	17,886	174,585
519200	FICA Contribution	139,908	0	9,795	0	8,570	21,608	179,881
519300	Health Insurance Contribution	298,938	0	35,678	0	10,212	30,465	375,293
519400	Life Insurance Contribution	2,568	0	197	0	128	396	3,289
519700	Unemployment Compensation	0	0	47	0	40	96	183
519800	Workers Compensation	0	0	1,324	0	440	2,536	4,300
	SUBTOTAL BENEFITS	**584,199**	**0**	**57,494**	**0**	**22,851**	**72,987**	**737,531**
	TOTAL PERSONAL SERVICES	**2,511,465**	**0**	**314,891**	**0**	**111,382**	**521,571**	**3,459,309**
521000	Operating Expense	66,836	0	63,056	0	30,382	0	160,274
529000	Utilities	34,207	0	0	0	0	0	34,207
540000	Travel	0	0	2,879	0	6,520	0	9,399
550000	Capital Outlay	0	0	17,273	0	0	0	17,273
570000	Cost of Goods Sold	0	0	0	0	54,000	0	54,000
	TOTAL NET OPERATING EXPENSES	**101,043**	**0**	**83,208**	**0**	**90,902**	**0**	**275,153**
	SUB PROGRAM TOTAL	**2,612,508**	**0**	**398,099**	**0**	**202,284**	**521,571**	**3,734,462**

EXPENDITURE SUMMARY
2018-2019 GENERAL OPERATING BUDGET
UNIVERSITY OF NEBRASKA - LINCOLN
EXCLUDING IANR AND NCTA

SUBPROGRAM #/NAME 30 Extended Education

		UNRESTRICTED	DESIGNATED AND/OR RESTRICTED					
ACCOUNT	**DESCRIPTION**	**STATE AND UNIVERSITY GENERATED**	**CASH**	**REVOLVING**	**FEDERAL**	**AUXILIARIES AND SERVICES**	**TRUST**	**TOTAL**
512100	Other Administrators	0	0	124,483	0	0	0	124,483
513000	Managerial/Professional	0	0	787,589	0	0	0	787,589
514000	Clerical/Technical/Service	0	0	35,193	0	0	0	35,193
	SUBTOTAL NONFACULTY	**0**	**0**	**947,265**	**0**	**0**	**0**	**947,265**
	SUBTOTAL SALARIES & WAGES	**0**	**0**	**947,265**	**0**	**0**	**0**	**947,265**
519100	Retirement Contribution	0	0	12,898	0	0	0	12,898
519200	FICA Contribution	0	0	14,216	0	0	0	14,216
519300	Health Insurance Contribution	0	0	32,807	0	0	0	32,807
519400	Life Insurance Contribution	0	0	177	0	0	0	177
519700	Unemployment Compensation	0	0	20	0	0	0	20
519800	Workers Compensation	0	0	557	0	0	0	557
	SUBTOTAL BENEFITS	**0**	**0**	**60,675**	**0**	**0**	**0**	**60,675**
	TOTAL PERSONAL SERVICES	**0**	**0**	**1,007,940**	**0**	**0**	**0**	**1,007,940**
521000	Operating Expense	48,936	0	0	0	0	0	48,936
540000	Travel	5,859	0	0	0	0	0	5,859
	TOTAL NET OPERATING EXPENSES	**54,795**	**0**	**0**	**0**	**0**	**0**	**54,795**
	SUB PROGRAM TOTAL	**54,795**	**0**	**1,007,940**	**0**	**0**	**0**	**1,062,735**

EXPENDITURE SUMMARY
2018-2019 GENERAL OPERATING BUDGET
UNIVERSITY OF NEBRASKA - LINCOLN
EXCLUDING IANR AND NCTA

SUBPROGRAM #/NAME 33 Facilities Mgmt & Planning

		UNRESTRICTED	DESIGNATED AND/OR RESTRICTED					
ACCOUNT	**DESCRIPTION**	**STATE AND UNIVERSITY GENERATED**	**CASH**	**REVOLVING**	**FEDERAL**	**AUXILIARIES AND SERVICES**	**TRUST**	**TOTAL**
512100	Other Administrators	376,402	0	0	0	0	0	376,402
513000	Managerial/Professional	4,535,664	0	2,979,051	0	1,726,779	0	9,241,494
514000	Clerical/Technical/Service	9,633,341	0	3,751,723	0	1,812,258	0	15,197,322
515000	Other Academic	12,810	0	0	0	0	0	12,810
516000	Student Wages	212,041	0	159,538	0	17,074	0	388,653
517000	Supplemental Salaries & Wages	299,157	0	128,829	0	53,132	0	481,118
	SUBTOTAL NONFACULTY	**15,069,415**	**0**	**7,019,141**	**0**	**3,609,243**	**0**	**25,697,799**
	SUBTOTAL SALARIES & WAGES	**15,069,415**	**0**	**7,019,141**	**0**	**3,609,243**	**0**	**25,697,799**
519100	Retirement Contribution	632,293	0	467,650	0	215,491	0	1,315,434
519200	FICA Contribution	1,202,880	0	490,092	0	254,386	0	1,947,358
519300	Health Insurance Contribution	2,463,759	0	1,782,106	0	397,877	0	4,643,742
519400	Life Insurance Contribution	18,509	0	9,552	0	4,520	0	32,581
519700	Unemployment Compensation	0	0	2,326	0	1,187	0	3,513
519800	Workers Compensation	0	0	66,103	0	12,730	0	78,833
	SUBTOTAL BENEFITS	**4,317,441**	**0**	**2,817,829**	**0**	**886,191**	**0**	**8,021,461**
	TOTAL PERSONAL SERVICES	**19,386,856**	**0**	**9,836,970**	**0**	**4,495,434**	**0**	**33,719,260**
521000	Operating Expense	2,955,186	0	-9,884,970	0	1,981,517	0	-4,948,267
529000	Utilities	24,698,729	0	0	0	0	0	24,698,729
540000	Travel	138,507	0	48,000	0	40,000	0	226,507
550000	Capital Outlay	30,045	0	0	0	90,000	0	120,045
	TOTAL NET OPERATING EXPENSES	**27,822,467**	**0**	**-9,836,970**	**0**	**2,111,517**	**0**	**20,097,014**
	SUB PROGRAM TOTAL	**47,209,323**	**0**	**0**	**0**	**6,606,951**	**0**	**53,816,274**

EXPENDITURE SUMMARY
2018-2019 GENERAL OPERATING BUDGET
UNIVERSITY OF NEBRASKA - LINCOLN
EXCLUDING IANR AND NCTA

SUBPROGRAM #/NAME 34 Innovation Campus

		UNRESTRICTED	DESIGNATED AND/OR RESTRICTED					
ACCOUNT	**DESCRIPTION**	**STATE AND UNIVERSITY GENERATED**	**CASH**	**REVOLVING**	**FEDERAL**	**AUXILIARIES AND SERVICES**	**TRUST**	**TOTAL**
521000	Operating Expense	319,000	0	100,000	0	0	0	419,000
	TOTAL NET OPERATING EXPENSES	**319,000**	**0**	**100,000**	**0**	**0**	**0**	**419,000**
	SUB PROGRAM TOTAL	**319,000**	**0**	**100,000**	**0**	**0**	**0**	**419,000**

EXPENDITURE SUMMARY
2018-2019 GENERAL OPERATING BUDGET
UNIVERSITY OF NEBRASKA - LINCOLN
EXCLUDING IANR AND NCTA

SUBPROGRAM #/NAME 41 Executive Administration

		UNRESTRICTED	DESIGNATED AND/OR RESTRICTED					
ACCOUNT	**DESCRIPTION**	**STATE AND UNIVERSITY GENERATED**	**CASH**	**REVOLVING**	**FEDERAL**	**AUXILIARIES AND SERVICES**	**TRUST**	**TOTAL**
512100	Other Administrators	1,016,578	0	0	0	0	0	1,016,578
513000	Managerial/Professional	332,957	0	26,799	0	0	0	359,756
514000	Clerical/Technical/Service	18,502	0	0	0	0	0	18,502
	SUBTOTAL NONFACULTY	**1,368,037**	**0**	**26,799**	**0**	**0**	**0**	**1,394,836**
	SUBTOTAL SALARIES & WAGES	**1,368,037**	**0**	**26,799**	**0**	**0**	**0**	**1,394,836**
519100	Retirement Contribution	95,711	0	1,339	0	0	0	97,050
519200	FICA Contribution	78,177	0	1,315	0	0	0	79,492
519300	Health Insurance Contribution	91,658	0	6,260	0	0	0	97,918
519400	Life Insurance Contribution	1,279	0	24	0	0	0	1,303
519700	Unemployment Compensation	0	0	6	0	0	0	6
519800	Workers Compensation	0	0	203	0	0	0	203
	SUBTOTAL BENEFITS	**266,825**	**0**	**9,147**	**0**	**0**	**0**	**275,972**
	TOTAL PERSONAL SERVICES	**1,634,862**	**0**	**35,946**	**0**	**0**	**0**	**1,670,808**
521000	Operating Expense	190,124	0	0	0	0	0	190,124
550000	Capital Outlay	9,792	0	0	0	0	0	9,792
	TOTAL NET OPERATING EXPENSES	**199,916**	**0**	**0**	**0**	**0**	**0**	**199,916**
	SUB PROGRAM TOTAL	**1,834,778**	**0**	**35,946**	**0**	**0**	**0**	**1,870,724**

EXPENDITURE SUMMARY
2018-2019 GENERAL OPERATING BUDGET
UNIVERSITY OF NEBRASKA - LINCOLN
EXCLUDING IANR AND NCTA

SUBPROGRAM #/NAME 42 Student Services

		UNRESTRICTED	DESIGNATED AND/OR RESTRICTED					
ACCOUNT	DESCRIPTION	STATE AND UNIVERSITY GENERATED	CASH	REVOLVING	FEDERAL	AUXILIARIES AND SERVICES	TRUST	TOTAL
512100	Other Administrators	332,595	0	767,790	66,888	472,331	0	1,639,604
513000	Managerial/Professional	446,457	0	360,650	613,342	3,224,333	299,026	4,943,808
514000	Clerical/Technical/Service	386,285	0	205,821	50,262	3,042,182	28,085	3,712,635
515000	Other Academic	569	0	10,368	0	274,483	53,591	339,011
516000	Student Wages	16,992	0	1,655	0	2,078,190	0	2,096,837
517000	Supplemental Salaries & Wages	10,236	0	0	0	45,910	0	56,146
	SUBTOTAL NONFACULTY	**1,193,134**	**0**	**1,346,284**	**730,492**	**9,137,429**	**380,702**	**12,788,041**
	SUBTOTAL SALARIES & WAGES	**1,193,134**	**0**	**1,346,284**	**730,492**	**9,137,429**	**380,702**	**12,788,041**
519100	Retirement Contribution	62,666	0	56,144	14,472	493,379	1,365	628,026
519200	FICA Contribution	62,721	0	54,187	15,655	590,363	2,812	725,738
519300	Health Insurance Contribution	199,987	0	135,407	33,648	1,127,952	3,130	1,500,124
519400	Life Insurance Contribution	1,195	0	933	274	11,002	54	13,458
519700	Unemployment Compensation	0	0	228	65	2,722	13	3,028
519800	Workers Compensation	0	0	6,820	2,805	34,300	296	44,221
	SUBTOTAL BENEFITS	**326,569**	**0**	**253,719**	**66,919**	**2,259,718**	**7,670**	**2,914,595**
	TOTAL PERSONAL SERVICES	**1,519,703**	**0**	**1,600,003**	**797,411**	**11,397,147**	**388,372**	**15,702,636**
521000	Operating Expense	-31,913	0	8,861	0	17,004,462	0	16,981,410
529000	Utilities	31,292	0	0	0	765,531	0	796,823
540000	Travel	2,675	0	0	0	146,775	0	149,450
550000	Capital Outlay	0	0	0	0	9,345	0	9,345
570000	Cost of Goods Sold	0	0	0	0	313,000	0	313,000
	TOTAL NET OPERATING EXPENSES	**2,054**	**0**	**8,861**	**0**	**18,239,113**	**0**	**18,250,028**
	SUB PROGRAM TOTAL	**1,521,757**	**0**	**1,608,864**	**797,411**	**29,636,260**	**388,372**	**33,952,664**

EXPENDITURE SUMMARY
2018-2019 GENERAL OPERATING BUDGET
UNIVERSITY OF NEBRASKA - LINCOLN
EXCLUDING IANR AND NCTA

SUBPROGRAM #/NAME 43 Business and Finance

		UNRESTRICTED	DESIGNATED AND/OR RESTRICTED					
ACCOUNT	**DESCRIPTION**	**STATE AND UNIVERSITY GENERATED**	**CASH**	**REVOLVING**	**FEDERAL**	**AUXILIARIES AND SERVICES**	**TRUST**	**TOTAL**
512100	Other Administrators	1,075,001	0	0	0	91,775	0	1,166,776
513000	Managerial/Professional	6,580,970	0	132,099	0	1,461,734	0	8,174,803
514000	Clerical/Technical/Service	4,448,371	0	556,656	0	2,453,085	57,682	7,515,794
515000	Other Academic	16,620	0	0	0	0	0	16,620
516000	Student Wages	97,533	0	0	0	459,164	0	556,697
517000	Supplemental Salaries & Wages	114,135	0	53,623	0	24,616	0	192,374
	SUBTOTAL NONFACULTY	**12,332,630**	**0**	**742,378**	**0**	**4,490,374**	**57,682**	**17,623,064**
	SUBTOTAL SALARIES & WAGES	**12,332,630**	**0**	**742,378**	**0**	**4,490,374**	**57,682**	**17,623,064**
519100	Retirement Contribution	778,171	0	31,061	0	286,630	0	1,095,862
519200	FICA Contribution	815,248	0	39,567	0	348,150	0	1,202,965
519300	Health Insurance Contribution	1,611,960	0	120,079	0	689,105	0	2,421,144
519400	Life Insurance Contribution	15,029	0	657	0	6,273	0	21,959
519700	Unemployment Compensation	0	0	197	0	1,602	0	1,799
519800	Workers Compensation	0	0	5,532	0	18,713	0	24,245
	SUBTOTAL BENEFITS	**3,220,408**	**0**	**197,093**	**0**	**1,350,473**	**0**	**4,767,974**
	TOTAL PERSONAL SERVICES	**15,553,038**	**0**	**939,471**	**0**	**5,840,847**	**57,682**	**22,391,038**
521000	Operating Expense	1,208,355	0	91,000	0	9,564,884	0	10,864,239
529000	Utilities	219,909	0	0	0	0	0	219,909
540000	Travel	34,169	0	0	0	129,061	0	163,230
550000	Capital Outlay	118,357	0	24,000	0	915,391	0	1,057,748
570000	Cost of Goods Sold	0	0	0	0	20,718,827	0	20,718,827
	TOTAL NET OPERATING EXPENSES	**1,580,790**	**0**	**115,000**	**0**	**31,328,163**	**0**	**33,023,953**
	SUB PROGRAM TOTAL	**17,133,828**	**0**	**1,054,471**	**0**	**37,169,010**	**57,682**	**55,414,991**

EXPENDITURE SUMMARY
2018-2019 GENERAL OPERATING BUDGET
UNIVERSITY OF NEBRASKA - LINCOLN
EXCLUDING IANR AND NCTA

SUBPROGRAM #/NAME 44 General Expense

		UNRESTRICTED	DESIGNATED AND/OR RESTRICTED					
ACCOUNT	**DESCRIPTION**	**STATE AND UNIVERSITY GENERATED**	**CASH**	**REVOLVING**	**FEDERAL**	**AUXILIARIES AND SERVICES**	**TRUST**	**TOTAL**
511000 FACULTY								
	Professor	0	0	105,127	0	0	0	105,127
	SUBTOTAL FACULTY	**0**	**0**	**105,127**	**0**	**0**	**0**	**105,127**
512100	Other Administrators	498,190	0	0	0	0	0	498,190
513000	Managerial/Professional	1,649,087	0	317,746	0	145,163	0	2,111,996
514000	Clerical/Technical/Service	131,441	0	17,615	0	29,240	0	178,296
516000	Student Wages	0	0	15,000	0	2,626	0	17,626
517000	Supplemental Salaries & Wages	80,018	0	0	0	1,000	0	81,018
	SUBTOTAL NONFACULTY	**2,358,736**	**0**	**350,361**	**0**	**178,029**	**0**	**2,887,126**
	SUBTOTAL SALARIES & WAGES	**2,358,736**	**0**	**455,488**	**0**	**178,029**	**0**	**2,992,253**
519100	Retirement Contribution	125,464	0	17,968	0	6,695	0	150,127
519200	FICA Contribution	141,679	0	14,748	0	12,371	0	168,798
519300	Health Insurance Contribution	324,875	0	39,431	0	9,747	0	374,053
519400	Life Insurance Contribution	2,686	0	290	0	219	0	3,195
519700	Unemployment Compensation	85,000	0	81	0	57	0	85,138
519800	Workers Compensation	761,803	0	2,517	0	608	0	764,928
	SUBTOTAL BENEFITS	**1,441,507**	**0**	**75,035**	**0**	**29,697**	**0**	**1,546,239**
	TOTAL PERSONAL SERVICES	**3,800,243**	**0**	**530,523**	**0**	**207,726**	**0**	**4,538,492**
521000	Operating Expense	2,801,417	0	4,232,000	0	53,672	0	7,087,089
540000	Travel	11,587	0	0	0	4,000	0	15,587
	TOTAL NET OPERATING EXPENSES	**2,813,004**	**0**	**4,232,000**	**0**	**57,672**	**0**	**7,102,676**
	SUB PROGRAM TOTAL	**6,613,247**	**0**	**4,762,523**	**0**	**265,398**	**0**	**11,641,168**

EXPENDITURE SUMMARY
2018-2019 GENERAL OPERATING BUDGET
UNIVERSITY OF NEBRASKA - LINCOLN
EXCLUDING IANR AND NCTA

SUBPROGRAM #/NAME 58 Innovation Campus

		UNRESTRICTED	DESIGNATED AND/OR RESTRICTED					
ACCOUNT	DESCRIPTION	STATE AND UNIVERSITY GENERATED	CASH	REVOLVING	FEDERAL	AUXILIARIES AND SERVICES	TRUST	TOTAL
513000	Managerial/Professional	60,278	0	0	0	0	0	60,278
	SUBTOTAL NONFACULTY	**60,278**	**0**	**0**	**0**	**0**	**0**	**60,278**
	SUBTOTAL SALARIES & WAGES	**60,278**	**0**	**0**	**0**	**0**	**0**	**60,278**
519100	Retirement Contribution	426	0	0	0	0	0	426
519200	FICA Contribution	8,590	0	0	0	0	0	8,590
519300	Health Insurance Contribution	27,512	0	0	0	0	0	27,512
519400	Life Insurance Contribution	166	0	0	0	0	0	166
	SUBTOTAL BENEFITS	**36,694**	**0**	**0**	**0**	**0**	**0**	**36,694**
	TOTAL PERSONAL SERVICES	**96,972**	**0**	**0**	**0**	**0**	**0**	**96,972**
	SUB PROGRAM TOTAL	**96,972**	**0**	**0**	**0**	**0**	**0**	**96,972**

EXPENDITURE SUMMARY
2018-2019 GENERAL OPERATING BUDGET
UNIVERSITY OF NEBRASKA - LINCOLN
EXCLUDING IANR AND NCTA

SUBPROGRAM #/NAME 74 Agency Funds

		UNRESTRICTED	DESIGNATED AND/OR RESTRICTED					
ACCOUNT	**DESCRIPTION**	**STATE AND UNIVERSITY GENERATED**	**CASH**	**REVOLVING**	**FEDERAL**	**AUXILIARIES AND SERVICES**	**TRUST**	**TOTAL**
513000	Managerial/Professional	0	0	0	0	0	432,160	432,160
514000	Clerical/Technical/Service	0	0	0	0	0	80,975	80,975
	SUBTOTAL NONFACULTY	**0**	**0**	**0**	**0**	**0**	**513,135**	**513,135**
	SUBTOTAL SALARIES & WAGES	**0**	**0**	**0**	**0**	**0**	**513,135**	**513,135**
519100	Retirement Contribution	0	0	0	0	0	18,175	18,175
519200	FICA Contribution	0	0	0	0	0	20,101	20,101
519300	Health Insurance Contribution	0	0	0	0	0	41,494	41,494
519400	Life Insurance Contribution	0	0	0	0	0	384	384
519700	Unemployment Compensation	0	0	0	0	0	95	95
519800	Workers Compensation	0	0	0	0	0	2,256	2,256
	SUBTOTAL BENEFITS	**0**	**0**	**0**	**0**	**0**	**82,505**	**82,505**
	TOTAL PERSONAL SERVICES	**0**	**0**	**0**	**0**	**0**	**595,640**	**595,640**
	SUB PROGRAM TOTAL	**0**	**0**	**0**	**0**	**0**	**595,640**	**595,640**

EXPENDITURE SUMMARY
2018-2019 GENERAL OPERATING BUDGET
UNIVERSITY OF NEBRASKA - LINCOLN
EXCLUDING IANR AND NCTA

SUBPROGRAM #/NAME 75 Student Housing

		UNRESTRICTED	DESIGNATED AND/OR RESTRICTED					
ACCOUNT	**DESCRIPTION**	**STATE AND UNIVERSITY GENERATED**	**CASH**	**REVOLVING**	**FEDERAL**	**AUXILIARIES AND SERVICES**	**TRUST**	**TOTAL**
512100	Other Administrators	0	0	0	0	158,710	0	158,710
513000	Managerial/Professional	0	0	0	0	5,320,778	0	5,320,778
514000	Clerical/Technical/Service	0	0	0	0	10,413,354	0	10,413,354
516000	Student Wages	0	0	0	0	4,053,717	0	4,053,717
517000	Supplemental Salaries & Wages	0	0	0	0	79,642	0	79,642
	SUBTOTAL NONFACULTY	**0**	**0**	**0**	**0**	**20,026,201**	**0**	**20,026,201**
	SUBTOTAL SALARIES & WAGES	**0**	**0**	**0**	**0**	**20,026,201**	**0**	**20,026,201**
519100	Retirement Contribution	0	0	0	0	1,069,122	0	1,069,122
519200	FICA Contribution	0	0	0	0	1,384,522	0	1,384,522
519300	Health Insurance Contribution	0	0	0	0	3,041,685	0	3,041,685
519400	Life Insurance Contribution	0	0	0	0	24,670	0	24,670
519700	Unemployment Compensation	0	0	0	0	6,351	0	6,351
519800	Workers Compensation	0	0	0	0	80,787	0	80,787
	SUBTOTAL BENEFITS	**0**	**0**	**0**	**0**	**5,607,137**	**0**	**5,607,137**
	TOTAL PERSONAL SERVICES	**0**	**0**	**0**	**0**	**25,633,338**	**0**	**25,633,338**
521000	Operating Expense	0	0	0	0	20,558,234	0	20,558,234
540000	Travel	0	0	0	0	56,114	0	56,114
550000	Capital Outlay	0	0	0	0	100,500	0	100,500
570000	Cost of Goods Sold	0	0	0	0	515,734	0	515,734
	TOTAL NET OPERATING EXPENSES	**0**	**0**	**0**	**0**	**21,230,582**	**0**	**21,230,582**
	SUB PROGRAM TOTAL	**0**	**0**	**0**	**0**	**46,863,920**	**0**	**46,863,920**

EXPENDITURE SUMMARY
2018-2019 GENERAL OPERATING BUDGET
UNIVERSITY OF NEBRASKA - LINCOLN
EXCLUDING IANR AND NCTA

SUBPROGRAM #/NAME 77 Intercollegiate Athletics

		UNRESTRICTED	DESIGNATED AND/OR RESTRICTED					
ACCOUNT	DESCRIPTION	STATE AND UNIVERSITY GENERATED	CASH	REVOLVING	FEDERAL	AUXILIARIES AND SERVICES	TRUST	TOTAL
	Assistant Professor	0	0	0	0	68,405	0	68,405
	Other	0	0	0	0	49,293	0	49,293
	SUBTOTAL FACULTY	**0**	**0**	**0**	**0**	**117,698**	**0**	**117,698**
512100	Other Administrators	0	0	0	0	20,236,299	0	20,236,299
513000	Managerial/Professional	0	0	0	0	19,421,707	0	19,421,707
514000	Clerical/Technical/Service	0	0	0	0	3,748,740	0	3,748,740
515000	Other Academic	0	0	0	0	131,672	0	131,672
516000	Student Wages	0	0	0	0	1,405,156	0	1,405,156
517000	Supplemental Salaries & Wages	0	0	0	0	775,425	0	775,425
	SUBTOTAL NONFACULTY	**0**	**0**	**0**	**0**	**45,718,999**	**0**	**45,718,999**
	SUBTOTAL SALARIES & WAGES	**0**	**0**	**0**	**0**	**45,836,697**	**0**	**45,836,697**
519100	Retirement Contribution	0	0	0	0	2,091,913	0	2,091,913
519200	FICA Contribution	0	0	0	0	2,135,468	0	2,135,468
519300	Health Insurance Contribution	0	0	0	0	2,922,919	0	2,922,919
519400	Life Insurance Contribution	0	0	0	0	31,088	0	31,088
519700	Unemployment Compensation	0	0	0	0	13,489	0	13,489
519800	Workers Compensation	0	0	0	0	299,787	0	299,787
	SUBTOTAL BENEFITS	**0**	**0**	**0**	**0**	**7,494,664**	**0**	**7,494,664**
	TOTAL PERSONAL SERVICES	**0**	**0**	**0**	**0**	**53,331,361**	**0**	**53,331,361**
521000	Operating Expense	0	0	0	0	85,427,271	0	85,427,271
	TOTAL NET OPERATING EXPENSES	**0**	**0**	**0**	**0**	**85,427,271**	**0**	**85,427,271**
	SUB PROGRAM TOTAL	**0**	**0**	**0**	**0**	**138,758,632**	**0**	**138,758,632**

EXPENDITURE SUMMARY
2018-2019 GENERAL OPERATING BUDGET
UNIVERSITY OF NEBRASKA - LINCOLN
EXCLUDING IANR AND NCTA

SUBPROGRAM #/NAME 79 Other Auxiliary Enterprises

		UNRESTRICTED	DESIGNATED AND/OR RESTRICTED					
ACCOUNT	**DESCRIPTION**	**STATE AND UNIVERSITY GENERATED**	**CASH**	**REVOLVING**	**FEDERAL**	**AUXILIARIES AND SERVICES**	**TRUST**	**TOTAL**
512100	Other Administrators	0	0	0	0	272,829	0	272,829
513000	Managerial/Professional	182,974	0	0	0	2,483,595	0	2,666,569
514000	Clerical/Technical/Service	143,946	0	0	0	1,103,230	0	1,247,176
516000	Student Wages	0	0	0	0	94,080	0	94,080
	SUBTOTAL NONFACULTY	**326,920**	**0**	**0**	**0**	**3,953,734**	**0**	**4,280,654**
	SUBTOTAL SALARIES & WAGES	**326,920**	**0**	**0**	**0**	**3,953,734**	**0**	**4,280,654**
519100	Retirement Contribution	27,260	0	0	0	291,179	0	318,439
519200	FICA Contribution	24,367	0	0	0	342,915	0	367,282
519300	Health Insurance Contribution	110,152	0	0	0	515,524	0	625,676
519400	Life Insurance Contribution	504	0	0	0	6,167	0	6,671
519700	Unemployment Compensation	0	0	0	0	1,598	0	1,598
519800	Workers Compensation	0	0	0	0	17,692	0	17,692
	SUBTOTAL BENEFITS	**162,283**	**0**	**0**	**0**	**1,175,075**	**0**	**1,337,358**
	TOTAL PERSONAL SERVICES	**489,203**	**0**	**0**	**0**	**5,128,809**	**0**	**5,618,012**
521000	Operating Expense	25,000	0	0	0	4,141,321	0	4,166,321
540000	Travel	0	0	0	0	133,350	0	133,350
570000	Cost of Goods Sold	0	0	0	0	1,994,100	0	1,994,100
	TOTAL NET OPERATING EXPENSES	**25,000**	**0**	**0**	**0**	**6,268,771**	**0**	**6,293,771**
	SUB PROGRAM TOTAL	**514,203**	**0**	**0**	**0**	**11,397,580**	**0**	**11,911,783**

EXPENDITURE SUMMARY
2018-2019 GENERAL OPERATING BUDGET
UNIVERSITY OF NEBRASKA - LINCOLN
EXCLUDING IANR AND NCTA

SUBPROGRAM #/NAME 98 Company Balance Sheets

		UNRESTRICTED	DESIGNATED AND/OR RESTRICTED					
ACCOUNT	**DESCRIPTION**	**STATE AND UNIVERSITY GENERATED**	**CASH**	**REVOLVING**	**FEDERAL**	**AUXILIARIES AND SERVICES**	**TRUST**	**TOTAL**
	Other	0	0	0	0	159,958	0	159,958
	SUBTOTAL FACULTY	**0**	**0**	**0**	**0**	**159,958**	**0**	**159,958**
512100	Other Administrators	0	0	0	0	1,016,562	0	1,016,562
513000	Managerial/Professional	0	0	0	0	1,763,785	0	1,763,785
514000	Clerical/Technical/Service	0	0	0	0	356,025	0	356,025
	SUBTOTAL NONFACULTY	**0**	**0**	**0**	**0**	**3,136,372**	**0**	**3,136,372**
	SUBTOTAL SALARIES & WAGES	**0**	**0**	**0**	**0**	**3,296,330**	**0**	**3,296,330**
519100	Retirement Contribution	0	0	0	0	260,729	0	260,729
519200	FICA Contribution	0	0	0	0	283,745	0	283,745
519300	Health Insurance Contribution	0	0	0	0	396,881	0	396,881
519400	Life Insurance Contribution	0	0	0	0	5,205	0	5,205
519700	Unemployment Compensation	0	0	0	0	745	0	745
519800	Workers Compensation	0	0	0	0	8,139	0	8,139
	SUBTOTAL BENEFITS	**0**	**0**	**0**	**0**	**955,444**	**0**	**955,444**
	TOTAL PERSONAL SERVICES	**0**	**0**	**0**	**0**	**4,251,774**	**0**	**4,251,774**
521000	Operating Expense	0	0	0	191,498,610	59,056,317	97,157,454	347,712,381
	TOTAL NET OPERATING EXPENSES	**0**	**0**	**0**	**191,498,610**	**59,056,317**	**97,157,454**	**347,712,381**
	SUB PROGRAM TOTAL	**0**	**0**	**0**	**191,498,610**	**63,308,091**	**97,157,454**	**351,964,155**

EXPENDITURE SUMMARY
2018-2019 GENERAL OPERATING BUDGET
UNIVERSITY OF NEBRASKA - LINCOLN
INSTITUTE OF AGRICULTURE AND NATURAL RESOURCES

CAMPUS TOTAL

		UNRESTRICTED	DESIGNATED AND/OR RESTRICTED					
ACCOUNT	**DESCRIPTION**	**STATE AND UNIVERSITY GENERATED**	**CASH**	**REVOLVING**	**FEDERAL**	**AUXILIARIES AND SERVICES**	**TRUST**	**TOTAL**
511000	FACULTY							
	Professor	21,963,366	0	309,676	302,223	69,758	651,979	23,297,002
	Associate Professor	12,472,419	0	664,845	267,467	0	251,197	13,655,928
	Assistant Professor	11,820,850	0	1,065,932	580,575	40,360	841,997	14,349,714
	Other	4,202,351	0	-16,670	798,790	-353,088	2,246,690	6,878,073
	SUBTOTAL FACULTY	**50,458,986**	**0**	**2,023,783**	**1,949,055**	**-242,970**	**3,991,863**	**58,180,717**
512100	Other Administrators	5,067,977	0	0	31,238	0	0	5,099,215
512000	Chairpersons	3,570,587	0	0	13,809	0	753,898	4,338,294
513000	Managerial/Professional	14,442,985	0	6,301,327	2,735,582	822,371	2,207,357	26,509,622
514000	Clerical/Technical/Service	5,477,622	0	2,116,378	4,019,424	176,595	405,697	12,195,716
515000	Other Academic	4,451,227	0	1,468,321	751,070	0	748,065	7,418,683
516000	Student Wages	940,673	0	372,935	0	45,950	0	1,359,558
517000	Supplemental Salaries & Wages	0	0	25,000	0	0	0	25,000
	SUBTOTAL NONFACULTY	**33,951,071**	**0**	**10,283,961**	**7,551,123**	**1,044,916**	**4,115,017**	**56,946,088**
	SUBTOTAL SALARIES & WAGES	**84,410,057**	**0**	**12,307,744**	**9,500,178**	**801,946**	**8,106,880**	**115,126,805**
519100	Retirement Contribution	5,985,736	0	590,780	353,213	54,532	251,316	7,235,577
519200	FICA Contribution	5,943,676	0	787,695	563,229	53,731	405,349	7,753,680
519300	Health Insurance Contribution	10,851,176	0	2,006,165	1,374,652	128,311	843,115	15,203,419
519400	Life Insurance Contribution	90,068	0	12,318	9,545	802	8,109	120,842
519800	Workers Compensation	328,804	0	0	0	0	0	328,804
	SUBTOTAL BENEFITS	**23,199,460**	**0**	**3,396,958**	**2,300,639**	**237,376**	**1,507,889**	**30,642,322**
	TOTAL PERSONAL SERVICES	**107,609,517**	**0**	**15,704,702**	**11,800,817**	**1,039,322**	**9,614,769**	**145,769,127**
521000	Operating Expense	16,152,145	0	17,409,461	24,694,483	3,741,010	19,385,231	81,382,330
529000	Utilities	1,948,168	0	3,600	0	0	0	1,951,768
530000	Supplies & Materials	39,329	0	0	0	0	0	39,329
540000	Travel	778,991	0	1,276,411	4,700	169,668	0	2,229,770
550000	Capital Outlay	41,977	1,600,000	2,605,826	0	50,000	0	4,297,803
	TOTAL NET OPERATING EXPENSES	**18,960,610**	**1,600,000**	**21,295,298**	**24,699,183**	**3,960,678**	**19,385,231**	**89,901,000**
	CAMPUS TOTAL	**126,570,127**	**1,600,000**	**37,000,000**	**36,500,000**	**5,000,000**	**29,000,000**	**235,670,127**

REVENUE SUMMARY
2018-2019 GENERAL OPERATING BUDGET
UNIVERSITY OF NEBRASKA - LINCOLN
INSTITUTE OF AGRICULTURE AND NATURAL RESOURCES

CAMPUS TOTAL

8/7/18 8:06:21AM

		UNRESTRICTED	DESIGNATED AND/OR RESTRICTED					
ACCOUNT	**DESCRIPTION**	**STATE AND UNIVERSITY GENERATED**	**CASH**	**REVOLVING**	**FEDERAL**	**AUXILIARIES AND SERVICES**	**TRUST**	**TOTAL**
410000	State Appropriation	96,437,243	0	0	0	0	0	96,437,243
TOTAL STATE SUPPORT		**96,437,243**	**0**	**0**	**0**	**0**	**0**	**96,437,243**
420000	Federal Appropriation	6,201,594	0	0	0	0	0	6,201,594
450000	Sales and Services	0	0	0	5,324,046	0	0	5,324,046
460000	Restricted Revenue	0	0	0	31,175,954	0	0	31,175,954
TOTAL FEDERAL FUND		**6,201,594**	**0**	**0**	**36,500,000**	**0**	**0**	**42,701,594**
450000	Sales and Services	0	0	49,636,795	0	5,608,691	0	55,245,486
459950	Sales & Services/Offset -	0	0	-12,636,795	0	-608,691	0	-13,245,486
TOTAL REVOLVING FUND		**0**	**0**	**37,000,000**	**0**	**5,000,000**	**0**	**42,000,000**
460000	Restricted Revenue	0	0	0	0	0	29,000,000	29,000,000
TOTAL TRUST FUND		**0**	**0**	**0**	**0**	**0**	**29,000,000**	**29,000,000**
441100	Undergraduate Resident	13,324,536	0	0	0	0	0	13,324,536
441110	Undergraduate Nonresident	11,870,288	0	0	0	0	0	11,870,288
441200	Graduate Resident	1,862,754	0	0	0	0	0	1,862,754
441210	Graduate Nonresident	7,203,736	0	0	0	0	0	7,203,736
TOTAL GROSS TUITION		**34,261,314**	**0**	**0**	**0**	**0**	**0**	**34,261,314**
441001	Tuition Adjustments	-512,383	0	0	0	0	0	-512,383
441990	Tuition Remissions	-9,349,019	0	0	0	0	0	-9,349,019
TOTAL TUITION OFFSETS		**-9,861,402**	**0**	**0**	**0**	**0**	**0**	**-9,861,402**
SUBTOTAL NET TUITION (CASH)		**24,399,912**	**0**	**0**	**0**	**0**	**0**	**24,399,912**
461900	Indirect Costs-Federal	0	1,600,000	0	0	0	0	1,600,000
833428	U-Wide Debt Svc & Admin S	-468,622	0	0	0	0	0	-468,622
SUBTOTAL OTHER CASH		**-468,622**	**1,600,000**	**0**	**0**	**0**	**0**	**1,131,378**
TOTAL CASH FUND		**23,931,290**	**1,600,000**	**0**	**0**	**0**	**0**	**25,531,290**
TOTAL REVENUE		**126,570,127**	**1,600,000**	**37,000,000**	**36,500,000**	**5,000,000**	**29,000,000**	**235,670,127**

EXPENDITURE SUMMARY
2018-2019 GENERAL OPERATING BUDGET
UNIVERSITY OF NEBRASKA - LINCOLN
INSTITUTE OF AGRICULTURE AND NATURAL RESOURCES

SUBPROGRAM #/NAME 61 College of Ag Sciences and Natural Resources

		UNRESTRICTED	DESIGNATED AND/OR RESTRICTED					
ACCOUNT	**DESCRIPTION**	**STATE AND UNIVERSITY GENERATED**	**CASH**	**REVOLVING**	**FEDERAL**	**AUXILIARIES AND SERVICES**	**TRUST**	**TOTAL**
511000 FACULTY								
	Professor	4,303,151	0	47,213	0	0	175,000	4,525,364
	Associate Professor	2,876,161	0	107,575	0	0	17,424	3,001,160
	Assistant Professor	2,645,982	0	281,926	0	0	46,278	2,974,186
	Other	0	0	31,620	0	0	0	31,620
	SUBTOTAL FACULTY	**9,825,294**	**0**	**468,334**	**0**	**0**	**238,702**	**10,532,330**
512100	Other Administrators	980,974	0	0	0	0	0	980,974
512000	Chairpersons	640,306	0	0	0	0	0	640,306
513000	Managerial/Professional	1,316,035	0	191,416	42,691	0	80,473	1,630,615
514000	Clerical/Technical/Service	490,634	0	25,153	0	0	0	515,787
515000	Other Academic	718,037	0	0	0	0	0	718,037
516000	Student Wages	177,228	0	9,758	0	0	0	186,986
	SUBTOTAL NONFACULTY	**4,323,214**	**0**	**226,327**	**42,691**	**0**	**80,473**	**4,672,705**
	SUBTOTAL SALARIES & WAGES	**14,148,508**	**0**	**694,661**	**42,691**	**0**	**319,175**	**15,205,035**
519100	Retirement Contribution	990,548	0	33,346	1,580	0	9,895	1,035,369
519200	FICA Contribution	933,948	0	44,460	2,519	0	15,959	996,886
519300	Health Insurance Contribution	1,839,597	0	113,232	6,148	0	33,194	1,992,171
519400	Life Insurance Contribution	14,152	0	699	43	0	318	15,212
	SUBTOTAL BENEFITS	**3,778,245**	**0**	**191,737**	**10,290**	**0**	**59,366**	**4,039,638**
	TOTAL PERSONAL SERVICES	**17,926,753**	**0**	**886,398**	**52,981**	**0**	**378,541**	**19,244,673**
521000	Operating Expense	4,149,299	0	910,889	0	0	0	5,060,188
540000	Travel	34,674	0	11,500	0	0	0	46,174
550000	Capital Outlay	8,951	0	0	0	0	0	8,951
	TOTAL NET OPERATING EXPENSES	**4,192,924**	**0**	**922,389**	**0**	**0**	**0**	**5,115,313**
	SUB PROGRAM TOTAL	**22,119,677**	**0**	**1,808,787**	**52,981**	**0**	**378,541**	**24,359,986**

EXPENDITURE SUMMARY
2018-2019 GENERAL OPERATING BUDGET
UNIVERSITY OF NEBRASKA - LINCOLN
INSTITUTE OF AGRICULTURE AND NATURAL RESOURCES

SUBPROGRAM #/NAME 62 Agriculture Research Division

		UNRESTRICTED	DESIGNATED AND/OR RESTRICTED					
ACCOUNT	**DESCRIPTION**	**STATE AND UNIVERSITY GENERATED**	**CASH**	**REVOLVING**	**FEDERAL**	**AUXILIARIES AND SERVICES**	**TRUST**	**TOTAL**
511000	FACULTY							
	Professor	9,603,898	0	146,777	49,294	0	278,918	10,078,887
	Associate Professor	5,073,199	0	462,610	172,989	0	0	5,708,798
	Assistant Professor	4,498,304	0	597,931	202,812	0	536,003	5,835,050
	Other	-971,836	0	-48,290	0	0	0	-1,020,126
	SUBTOTAL FACULTY	**18,203,565**	**0**	**1,159,028**	**425,095**	**0**	**814,921**	**20,602,609**
512100	Other Administrators	1,156,363	0	0	0	0	0	1,156,363
512000	Chairpersons	1,520,369	0	0	13,809	0	0	1,534,178
513000	Managerial/Professional	6,049,253	0	3,727,753	1,137,346	439,736	743,583	12,097,671
514000	Clerical/Technical/Service	2,949,893	0	1,711,439	3,877,923	148,972	302,096	8,990,323
515000	Other Academic	3,414,653	0	1,468,321	751,070	0	636,483	6,270,527
516000	Student Wages	611,373	0	321,902	0	7,000	0	940,275
517000	Supplemental Salaries & Wages	0	0	25,000	0	0	0	25,000
	SUBTOTAL NONFACULTY	**15,701,904**	**0**	**7,254,415**	**5,780,148**	**595,708**	**1,682,162**	**31,014,337**
	SUBTOTAL SALARIES & WAGES	**33,905,469**	**0**	**8,413,443**	**6,205,243**	**595,708**	**2,497,083**	**51,616,946**
519100	Retirement Contribution	2,372,792	0	403,850	231,298	40,508	77,410	3,125,858
519200	FICA Contribution	2,237,209	0	538,463	368,827	39,912	124,858	3,309,269
519300	Health Insurance Contribution	4,406,608	0	1,371,394	900,181	95,313	259,696	7,033,192
519400	Life Insurance Contribution	33,903	0	8,419	6,249	596	2,500	51,667
	SUBTOTAL BENEFITS	**9,050,512**	**0**	**2,322,126**	**1,506,555**	**176,329**	**464,464**	**13,519,986**
	TOTAL PERSONAL SERVICES	**42,955,981**	**0**	**10,735,569**	**7,711,798**	**772,037**	**2,961,547**	**65,136,932**
521000	Operating Expense	2,754,340	0	18,727,793	0	3,185,072	0	24,667,205
529000	Utilities	0	0	3,600	0	0	0	3,600
530000	Supplies & Materials	37,235	0	0	0	0	0	37,235
540000	Travel	179,527	0	380,451	0	126,168	0	686,146
550000	Capital Outlay	0	0	2,469,000	0	40,000	0	2,509,000
	TOTAL NET OPERATING EXPENSES	**2,971,102**	**0**	**21,580,844**	**0**	**3,351,240**	**0**	**27,903,186**
	SUB PROGRAM TOTAL	**45,927,083**	**0**	**32,316,413**	**7,711,798**	**4,123,277**	**2,961,547**	**93,040,118**

EXPENDITURE SUMMARY
2018-2019 GENERAL OPERATING BUDGET
UNIVERSITY OF NEBRASKA - LINCOLN
INSTITUTE OF AGRICULTURE AND NATURAL RESOURCES

SUBPROGRAM #/NAME 63 Cooperative Extension Service

		UNRESTRICTED	DESIGNATED AND/OR RESTRICTED					
ACCOUNT	**DESCRIPTION**	**STATE AND UNIVERSITY GENERATED**	**CASH**	**REVOLVING**	**FEDERAL**	**AUXILIARIES AND SERVICES**	**TRUST**	**TOTAL**
511000 FACULTY								
	Professor	7,561,301	0	115,686	130,195	0	56,099	7,863,281
	Associate Professor	4,371,752	0	94,660	94,478	0	233,773	4,794,663
	Assistant Professor	4,433,966	0	186,075	305,278	40,360	221,236	5,186,915
	Other	1,734,979	0	0	0	0	0	1,734,979
	SUBTOTAL FACULTY	**18,101,998**	**0**	**396,421**	**529,951**	**40,360**	**511,108**	**19,579,838**
512100	Other Administrators	1,291,415	0	0	31,238	0	0	1,322,653
512000	Chairpersons	1,409,912	0	0	0	0	40,630	1,450,542
513000	Managerial/Professional	2,105,960	0	2,105,635	591,552	153,560	1,009,375	5,966,082
514000	Clerical/Technical/Service	1,073,742	0	309,704	39,358	0	33,007	1,455,811
515000	Other Academic	276,425	0	0	0	0	0	276,425
516000	Student Wages	144,908	0	15,835	0	6,563	0	167,306
	SUBTOTAL NONFACULTY	**6,302,362**	**0**	**2,431,174**	**662,148**	**160,123**	**1,083,012**	**10,638,819**
	SUBTOTAL SALARIES & WAGES	**24,404,360**	**0**	**2,827,595**	**1,192,099**	**200,483**	**1,594,120**	**30,218,657**
519100	Retirement Contribution	1,716,290	0	135,726	44,109	13,632	49,419	1,959,176
519200	FICA Contribution	1,618,211	0	180,961	70,334	13,432	79,706	1,962,644
519300	Health Insurance Contribution	3,187,384	0	460,895	171,662	32,077	165,791	4,017,809
519400	Life Insurance Contribution	24,519	0	2,828	1,193	200	1,595	30,335
	SUBTOTAL BENEFITS	**6,546,404**	**0**	**780,410**	**287,298**	**59,341**	**296,511**	**7,969,964**
	TOTAL PERSONAL SERVICES	**30,950,764**	**0**	**3,608,005**	**1,479,397**	**259,824**	**1,890,631**	**38,188,621**
521000	Operating Expense	1,374,675	0	4,756,554	0	244,144	0	6,375,373
530000	Supplies & Materials	2,094	0	0	0	0	0	2,094
540000	Travel	366,020	0	883,460	0	13,500	0	1,262,980
550000	Capital Outlay	0	0	27,500	0	10,000	0	37,500
	TOTAL NET OPERATING EXPENSES	**1,742,789**	**0**	**5,667,514**	**0**	**267,644**	**0**	**7,677,947**
	SUB PROGRAM TOTAL	**32,693,553**	**0**	**9,275,519**	**1,479,397**	**527,468**	**1,890,631**	**45,866,568**

EXPENDITURE SUMMARY
2018-2019 GENERAL OPERATING BUDGET
UNIVERSITY OF NEBRASKA - LINCOLN
INSTITUTE OF AGRICULTURE AND NATURAL RESOURCES

SUBPROGRAM #/NAME 64 NE Innovation Campus

		UNRESTRICTED	DESIGNATED AND/OR RESTRICTED					
ACCOUNT	**DESCRIPTION**	**STATE AND UNIVERSITY GENERATED**	**CASH**	**REVOLVING**	**FEDERAL**	**AUXILIARIES AND SERVICES**	**TRUST**	**TOTAL**
521000	Operating Expense	5,314,309	0	0	0	0	0	5,314,309
529000	Utilities	939,144	0	0	0	0	0	939,144
	TOTAL NET OPERATING EXPENSES	**6,253,453**	**0**	**0**	**0**	**0**	**0**	**6,253,453**
	SUB PROGRAM TOTAL	**6,253,453**	**0**	**0**	**0**	**0**	**0**	**6,253,453**

EXPENDITURE SUMMARY
2018-2019 GENERAL OPERATING BUDGET
UNIVERSITY OF NEBRASKA - LINCOLN
INSTITUTE OF AGRICULTURE AND NATURAL RESOURCES

SUBPROGRAM #/NAME 65 Nebraska Forest Service

		UNRESTRICTED	DESIGNATED AND/OR RESTRICTED					
ACCOUNT	**DESCRIPTION**	**STATE AND UNIVERSITY GENERATED**	**CASH**	**REVOLVING**	**FEDERAL**	**AUXILIARIES AND SERVICES**	**TRUST**	**TOTAL**
511000 FACULTY								
	Professor	465,016	0	0	122,734	0	31,962	619,712
	Associate Professor	151,307	0	0	0	0	0	151,307
	Assistant Professor	242,598	0	0	72,485	0	0	315,083
	SUBTOTAL FACULTY	**858,921**	**0**	**0**	**195,219**	**0**	**31,962**	**1,086,102**
512100	Other Administrators	125,972	0	0	0	0	0	125,972
513000	Managerial/Professional	373,948	0	0	677,137	0	19,974	1,071,059
514000	Clerical/Technical/Service	194,411	0	38,957	102,143	27,623	70,594	433,728
	SUBTOTAL NONFACULTY	**694,331**	**0**	**38,957**	**779,280**	**27,623**	**90,568**	**1,630,759**
	SUBTOTAL SALARIES & WAGES	**1,553,252**	**0**	**38,957**	**974,499**	**27,623**	**122,530**	**2,716,861**
519100	Retirement Contribution	108,728	0	1,870	36,056	1,878	3,798	152,330
519200	FICA Contribution	102,515	0	2,493	57,495	1,851	6,127	170,481
519300	Health Insurance Contribution	201,923	0	6,350	140,328	4,420	12,742	365,763
519400	Life Insurance Contribution	1,554	0	39	974	28	123	2,718
	SUBTOTAL BENEFITS	**414,720**	**0**	**10,752**	**234,853**	**8,177**	**22,790**	**691,292**
	TOTAL PERSONAL SERVICES	**1,967,972**	**0**	**49,709**	**1,209,352**	**35,800**	**145,320**	**3,408,153**
521000	Operating Expense	1,032,914	0	99,000	0	63,154	0	1,195,068
540000	Travel	0	0	1,000	0	0	0	1,000
	TOTAL NET OPERATING EXPENSES	**1,032,914**	**0**	**100,000**	**0**	**63,154**	**0**	**1,196,068**
	SUB PROGRAM TOTAL	**3,000,886**	**0**	**149,709**	**1,209,352**	**98,954**	**145,320**	**4,604,221**

EXPENDITURE SUMMARY
2018-2019 GENERAL OPERATING BUDGET
UNIVERSITY OF NEBRASKA - LINCOLN
INSTITUTE OF AGRICULTURE AND NATURAL RESOURCES

SUBPROGRAM #/NAME 66 Other IANR

		UNRESTRICTED	DESIGNATED AND/OR RESTRICTED					
ACCOUNT	**DESCRIPTION**	**STATE AND UNIVERSITY GENERATED**	**CASH**	**REVOLVING**	**FEDERAL**	**AUXILIARIES AND SERVICES**	**TRUST**	**TOTAL**
511000 FACULTY								
	Professor	30,000	0	0	0	69,758	65,000	164,758
	Other	3,054,083	0	0	0	-353,088	94,211	2,795,206
	SUBTOTAL FACULTY	**3,084,083**	**0**	**0**	**0**	**-283,330**	**159,211**	**2,959,964**
512100	Other Administrators	983,806	0	0	0	0	0	983,806
513000	Managerial/Professional	4,245,435	0	276,523	0	229,075	40,109	4,791,142
514000	Clerical/Technical/Service	768,942	0	31,125	0	0	0	800,067
516000	Student Wages	7,164	0	25,440	0	32,387	0	64,991
	SUBTOTAL NONFACULTY	**6,005,347**	**0**	**333,088**	**0**	**261,462**	**40,109**	**6,640,006**
	SUBTOTAL SALARIES & WAGES	**9,089,430**	**0**	**333,088**	**0**	**-21,868**	**199,320**	**9,599,970**
519100	Retirement Contribution	705,745	0	15,988	0	-1,486	6,179	726,426
519200	FICA Contribution	965,397	0	21,318	0	-1,464	9,966	995,217
519300	Health Insurance Contribution	1,045,489	0	54,294	0	-3,499	20,729	1,117,013
519400	Life Insurance Contribution	14,632	0	333	0	-22	199	15,142
519800	Workers Compensation	328,804	0	0	0	0	0	328,804
	SUBTOTAL BENEFITS	**3,060,067**	**0**	**91,933**	**0**	**-6,471**	**37,073**	**3,182,602**
	TOTAL PERSONAL SERVICES	**12,149,497**	**0**	**425,021**	**0**	**-28,339**	**236,393**	**12,782,572**
521000	Operating Expense	942,980	0	-7,084,775	0	248,640	0	-5,893,155
529000	Utilities	1,009,024	0	0	0	0	0	1,009,024
540000	Travel	171,770	0	0	0	30,000	0	201,770
550000	Capital Outlay	9,726	1,600,000	109,326	0	0	0	1,719,052
	TOTAL NET OPERATING EXPENSES	**2,133,500**	**1,600,000**	**-6,975,449**	**0**	**278,640**	**0**	**-2,963,309**
	SUB PROGRAM TOTAL	**14,282,997**	**1,600,000**	**-6,550,428**	**0**	**250,301**	**236,393**	**9,819,263**

EXPENDITURE SUMMARY
2018-2019 GENERAL OPERATING BUDGET
UNIVERSITY OF NEBRASKA - LINCOLN
INSTITUTE OF AGRICULTURE AND NATURAL RESOURCES

SUBPROGRAM #/NAME 68 IANR International Programs

		UNRESTRICTED	DESIGNATED AND/OR RESTRICTED					
ACCOUNT	**DESCRIPTION**	**STATE AND UNIVERSITY GENERATED**	**CASH**	**REVOLVING**	**FEDERAL**	**AUXILIARIES AND SERVICES**	**TRUST**	**TOTAL**
511000 FACULTY								
	Professor	0	0	0	0	0	45,000	45,000
	Assistant Professor	0	0	0	0	0	38,480	38,480
	Other	385,125	0	0	0	0	0	385,125
	SUBTOTAL FACULTY	**385,125**	**0**	**0**	**0**	**0**	**83,480**	**468,605**
512100	Other Administrators	529,447	0	0	0	0	0	529,447
512000	Chairpersons	0	0	0	0	0	713,268	713,268
513000	Managerial/Professional	352,354	0	0	286,856	0	313,843	953,053
515000	Other Academic	42,112	0	0	0	0	111,582	153,694
	SUBTOTAL NONFACULTY	**923,913**	**0**	**0**	**286,856**	**0**	**1,138,693**	**2,349,462**
	SUBTOTAL SALARIES & WAGES	**1,309,038**	**0**	**0**	**286,856**	**0**	**1,222,173**	**2,818,067**
519100	Retirement Contribution	91,633	0	0	10,614	0	37,888	140,135
519200	FICA Contribution	86,396	0	0	16,925	0	61,109	164,430
519300	Health Insurance Contribution	170,175	0	0	41,307	0	127,106	338,588
519400	Life Insurance Contribution	1,308	0	0	287	0	1,222	2,817
	SUBTOTAL BENEFITS	**349,512**	**0**	**0**	**69,133**	**0**	**227,325**	**645,970**
	TOTAL PERSONAL SERVICES	**1,658,550**	**0**	**0**	**355,989**	**0**	**1,449,498**	**3,464,037**
521000	Operating Expense	583,628	0	0	0	0	0	583,628
540000	Travel	27,000	0	0	0	0	0	27,000
550000	Capital Outlay	23,300	0	0	0	0	0	23,300
	TOTAL NET OPERATING EXPENSES	**633,928**	**0**	**0**	**0**	**0**	**0**	**633,928**
	SUB PROGRAM TOTAL	**2,292,478**	**0**	**0**	**355,989**	**0**	**1,449,498**	**4,097,965**

EXPENDITURE SUMMARY
2018-2019 GENERAL OPERATING BUDGET
UNIVERSITY OF NEBRASKA - LINCOLN
INSTITUTE OF AGRICULTURE AND NATURAL RESOURCES

SUBPROGRAM #/NAME 74 Agency Funds

		UNRESTRICTED	DESIGNATED AND/OR RESTRICTED					
ACCOUNT	**DESCRIPTION**	**STATE AND UNIVERSITY GENERATED**	**CASH**	**REVOLVING**	**FEDERAL**	**AUXILIARIES AND SERVICES**	**TRUST**	**TOTAL**
521000	Operating Expense	0	0	0	787,963	0	0	787,963
540000	Travel	0	0	0	4,700	0	0	4,700
	TOTAL NET OPERATING EXPENSES	**0**	**0**	**0**	**792,663**	**0**	**0**	**792,663**
	SUB PROGRAM TOTAL	**0**	**0**	**0**	**792,663**	**0**	**0**	**792,663**

EXPENDITURE SUMMARY
2018-2019 GENERAL OPERATING BUDGET
UNIVERSITY OF NEBRASKA - LINCOLN
INSTITUTE OF AGRICULTURE AND NATURAL RESOURCES

SUBPROGRAM #/NAME 98 Company Balance Sheets

		UNRESTRICTED	DESIGNATED AND/OR RESTRICTED					
ACCOUNT	DESCRIPTION	STATE AND UNIVERSITY GENERATED	CASH	REVOLVING	FEDERAL	AUXILIARIES AND SERVICES	TRUST	TOTAL
	Other	0	0	0	798,790	0	2,152,479	2,951,269
	SUBTOTAL FACULTY	**0**	**0**	**0**	**798,790**	**0**	**2,152,479**	**2,951,269**
	SUBTOTAL SALARIES & WAGES	**0**	**0**	**0**	**798,790**	**0**	**2,152,479**	**2,951,269**
519100	Retirement Contribution	0	0	0	29,556	0	66,727	96,283
519200	FICA Contribution	0	0	0	47,129	0	107,624	154,753
519300	Health Insurance Contribution	0	0	0	115,026	0	223,857	338,883
519400	Life Insurance Contribution	0	0	0	799	0	2,152	2,951
	SUBTOTAL BENEFITS	**0**	**0**	**0**	**192,510**	**0**	**400,360**	**592,870**
	TOTAL PERSONAL SERVICES	**0**	**0**	**0**	**991,300**	**0**	**2,552,839**	**3,544,139**
521000	Operating Expense	0	0	0	23,906,520	0	19,385,231	43,291,751
	TOTAL NET OPERATING EXPENSES	**0**	**0**	**0**	**23,906,520**	**0**	**19,385,231**	**43,291,751**
	SUB PROGRAM TOTAL	**0**	**0**	**0**	**24,897,820**	**0**	**21,938,070**	**46,835,890**

EXPENDITURE SUMMARY
2018-2019 GENERAL OPERATING BUDGET
NEBRASKA COLLEGE OF TECHNICAL AGRICULTURE

CAMPUS TOTAL

		UNRESTRICTED	DESIGNATED AND/OR RESTRICTED					
ACCOUNT	**DESCRIPTION**	**STATE AND UNIVERSITY GENERATED**	**CASH**	**REVOLVING**	**FEDERAL**	**AUXILIARIES AND SERVICES**	**TRUST**	**TOTAL**
511000	FACULTY							
	Professor	100,771	0	0	0	0	0	100,771
	Associate Professor	551,710	0	0	0	0	0	551,710
	Assistant Professor	377,608	0	0	0	0	0	377,608
	Other	499,668	0	0	0	0	0	499,668
	SUBTOTAL FACULTY	**1,529,757**	**0**	**0**	**0**	**0**	**0**	**1,529,757**
512100	Other Administrators	308,041	0	0	0	0	0	308,041
513000	Managerial/Professional	429,327	0	23,877	0	78,661	0	531,865
514000	Clerical/Technical/Service	388,818	0	0	0	218,354	0	607,172
516000	Student Wages	53,100	0	4,247	0	20,161	0	77,508
	SUBTOTAL NONFACULTY	**1,179,286**	**0**	**28,124**	**0**	**317,176**	**0**	**1,524,586**
	SUBTOTAL SALARIES & WAGES	**2,709,043**	**0**	**28,124**	**0**	**317,176**	**0**	**3,054,343**
519100	Retirement Contribution	181,508	0	0	0	10,784	0	192,292
519200	FICA Contribution	189,634	0	422	0	22,519	0	212,575
519300	Health Insurance Contribution	381,190	0	0	0	66,289	0	447,479
519400	Life Insurance Contribution	2,710	0	0	0	294	0	3,004
519800	Workers Compensation	8,681	0	115	0	1,301	0	10,097
	SUBTOTAL BENEFITS	**763,723**	**0**	**537**	**0**	**101,187**	**0**	**865,447**
	TOTAL PERSONAL SERVICES	**3,472,766**	**0**	**28,661**	**0**	**418,363**	**0**	**3,919,790**
521000	Operating Expense	336,774	0	571,339	0	931,637	0	1,839,750
529000	Utilities	458,206	0	0	0	0	0	458,206
	TOTAL NET OPERATING EXPENSES	**794,980**	**0**	**571,339**	**0**	**931,637**	**0**	**2,297,956**
	CAMPUS TOTAL	**4,267,746**	**0**	**600,000**	**0**	**1,350,000**	**0**	**6,217,746**

REVENUE SUMMARY
2018-2019 GENERAL OPERATING BUDGET
NEBRASKA COLLEGE OF TECHNICAL AGRICULTURE

CAMPUS TOTAL

		UNRESTRICTED	DESIGNATED AND/OR RESTRICTED					
							8/7/18	8:05:45AM
ACCOUNT	**DESCRIPTION**	**STATE AND UNIVERSITY GENERATED**	**CASH**	**REVOLVING**	**FEDERAL**	**AUXILIARIES AND SERVICES**	**TRUST**	**TOTAL**
410000	State Appropriation	3,373,163	0	0	0	0	0	3,373,163
TOTAL STATE SUPPORT		**3,373,163**	**0**	**0**	**0**	**0**	**0**	**3,373,163**
TOTAL FEDERAL FUND		**0**	**0**	**0**	**0**	**0**	**0**	**0**
450000	Sales and Services	0	0	600,000	0	1,350,000	0	1,950,000
TOTAL REVOLVING FUND		**0**	**0**	**600,000**	**0**	**1,350,000**	**0**	**1,950,000**
TOTAL TRUST FUND		**0**	**0**	**0**	**0**	**0**	**0**	**0**
441100	Undergraduate Resident	955,511	0	0	0	0	0	955,511
441110	Undergraduate Nonresident	195,397	0	0	0	0	0	195,397
TOTAL GROSS TUITION		**1,150,908**	**0**	**0**	**0**	**0**	**0**	**1,150,908**
441001	Tuition Adjustments	-29,650	0	0	0	0	0	-29,650
441990	Tuition Remissions	-226,675	0	0	0	0	0	-226,675
TOTAL TUITION OFFSETS		**-256,325**	**0**	**0**	**0**	**0**	**0**	**-256,325**
SUBTOTAL NET TUITION (CASH)		**894,583**	**0**	**0**	**0**	**0**	**0**	**894,583**
SUBTOTAL OTHER CASH		**0**	**0**	**0**	**0**	**0**	**0**	**0**
TOTAL CASH FUND		**894,583**	**0**	**0**	**0**	**0**	**0**	**894,583**
TOTAL REVENUE		**4,267,746**	**0**	**600,000**	**0**	**1,350,000**	**0**	**6,217,746**

EXPENDITURE SUMMARY
2018-2019 GENERAL OPERATING BUDGET
NEBRASKA COLLEGE OF TECHNICAL AGRICULTURE

SUBPROGRAM #/NAME 67 Nebraska College of Technical Agriculture

		UNRESTRICTED	DESIGNATED AND/OR RESTRICTED					
ACCOUNT	**DESCRIPTION**	**STATE AND UNIVERSITY GENERATED**	**CASH**	**REVOLVING**	**FEDERAL**	**AUXILIARIES AND SERVICES**	**TRUST**	**TOTAL**
511000 FACULTY								
	Professor	100,771	0	0	0	0	0	100,771
	Associate Professor	551,710	0	0	0	0	0	551,710
	Assistant Professor	377,608	0	0	0	0	0	377,608
	Other	499,668	0	0	0	0	0	499,668
	SUBTOTAL FACULTY	**1,529,757**	**0**	**0**	**0**	**0**	**0**	**1,529,757**
512100	Other Administrators	308,041	0	0	0	0	0	308,041
513000	Managerial/Professional	429,327	0	23,877	0	78,661	0	531,865
514000	Clerical/Technical/Service	388,818	0	0	0	218,354	0	607,172
516000	Student Wages	53,100	0	4,247	0	20,161	0	77,508
	SUBTOTAL NONFACULTY	**1,179,286**	**0**	**28,124**	**0**	**317,176**	**0**	**1,524,586**
	SUBTOTAL SALARIES & WAGES	**2,709,043**	**0**	**28,124**	**0**	**317,176**	**0**	**3,054,343**
519100	Retirement Contribution	181,508	0	0	0	10,784	0	192,292
519200	FICA Contribution	189,634	0	422	0	22,519	0	212,575
519300	Health Insurance Contribution	381,190	0	0	0	66,289	0	447,479
519400	Life Insurance Contribution	2,710	0	0	0	294	0	3,004
519800	Workers Compensation	8,681	0	115	0	1,301	0	10,097
	SUBTOTAL BENEFITS	**763,723**	**0**	**537**	**0**	**101,187**	**0**	**865,447**
	TOTAL PERSONAL SERVICES	**3,472,766**	**0**	**28,661**	**0**	**418,363**	**0**	**3,919,790**
521000	Operating Expense	336,774	0	571,339	0	931,637	0	1,839,750
529000	Utilities	458,206	0	0	0	0	0	458,206
	TOTAL NET OPERATING EXPENSES	**794,980**	**0**	**571,339**	**0**	**931,637**	**0**	**2,297,956**
	SUB PROGRAM TOTAL	**4,267,746**	**0**	**600,000**	**0**	**1,350,000**	**0**	**6,217,746**

EXPENDITURE SUMMARY
2018-2019 GENERAL OPERATING BUDGET
UNIVERSITY OF NEBRASKA MEDICAL CENTER

CAMPUS TOTAL

		UNRESTRICTED	DESIGNATED AND/OR RESTRICTED					
ACCOUNT	**DESCRIPTION**	**STATE AND UNIVERSITY GENERATED**	**CASH**	**REVOLVING**	**FEDERAL**	**AUXILIARIES AND SERVICES**	**TRUST**	**TOTAL**
511000	FACULTY							
	Professor	22,367,587	498,635	0	5,682,369	895,359	14,802,254	44,246,204
	Associate Professor	16,633,443	135,170	0	2,833,014	478,744	13,914,523	33,994,894
	Assistant Professor	20,359,079	2,850,503	70,600	2,887,265	486,541	21,743,556	48,397,544
	Instructor	4,757,379	428,986	0	1,930,217	435,106	2,595,337	10,147,025
	Other	8,417,157	-69,293	0	328,769	52,409	617,922	9,346,964
	SUBTOTAL FACULTY	**72,534,645**	**3,844,001**	**70,600**	**13,661,634**	**2,348,159**	**53,673,592**	**146,132,631**
512100	Other Administrators	8,437,743	573,439	3,000	475,289	1,218,150	876,951	11,584,572
512000	Chairpersons	4,304,927	28,574	0	82,553	12,000	1,202,693	5,630,747
513000	Managerial/Professional	29,145,061	7,494,997	813,928	7,345,634	15,713,611	19,594,520	80,107,751
514000	Clerical/Technical/Service	19,743,153	5,092,083	418,875	1,081,489	8,878,590	8,193,097	43,407,287
515000	Other Academic	14,149,388	1,054,205	0	3,253,519	122,309	1,995,668	20,575,089
516000	Student Wages	88,687	29,367	0	0	31,618	0	149,672
517000	Supplemental Salaries & Wages	285,718	0	0	0	351	0	286,069
	SUBTOTAL NONFACULTY	**76,154,677**	**14,272,665**	**1,235,803**	**12,238,484**	**25,976,629**	**31,862,929**	**161,741,187**
	SUBTOTAL SALARIES & WAGES	**148,689,322**	**18,116,666**	**1,306,403**	**25,900,118**	**28,324,788**	**85,536,521**	**307,873,818**
519100	Retirement Contribution	8,048,530	1,040,242	91,240	801,375	1,246,235	3,341,981	14,569,603
519200	FICA Contribution	7,654,488	1,094,380	105,157	1,189,138	1,501,148	4,198,903	15,743,214
519300	Health Insurance Contribution	18,544,642	1,877,905	248,973	2,068,060	3,143,912	7,198,115	33,081,607
519400	Life Insurance Contribution	539,629	15,979	1,546	25,853	28,323	85,686	697,016
519800	Workers Compensation	492,399	24,099	6,552	109,539	120,017	363,101	1,115,707
	SUBTOTAL BENEFITS	**35,279,688**	**4,052,605**	**453,468**	**4,193,965**	**6,039,635**	**15,187,786**	**65,207,147**
	TOTAL PERSONAL SERVICES	**183,969,010**	**22,169,271**	**1,759,871**	**30,094,083**	**34,364,423**	**100,724,307**	**373,080,965**
521000	Operating Expense	6,049,380	31,822,919	2,798,729	124,555,917	63,516,385	110,775,693	339,519,023
529000	Utilities	12,985,329	0	0	0	105,500	0	13,090,829
530000	Supplies & Materials	610,116	1,943,731	383,500	0	4,552,587	0	7,489,934
540000	Travel	123,319	15,594	57,900	0	788,569	0	985,382
550000	Capital Outlay	1,336,703	323,485	0	0	1,129,920	0	2,790,108
560000	Government Aid	0	0	0	550,000	382,956	0	932,956
570000	Cost of Goods Sold	0	0	0	0	3,159,660	0	3,159,660
	TOTAL NET OPERATING EXPENSES	**21,104,847**	**34,105,729**	**3,240,129**	**125,105,917**	**73,635,577**	**110,775,693**	**367,967,892**
	CAMPUS TOTAL	**205,073,857**	**56,275,000**	**5,000,000**	**155,200,000**	**108,000,000**	**211,500,000**	**741,048,857**

REVENUE SUMMARY
2018-2019 GENERAL OPERATING BUDGET
UNIVERSITY OF NEBRASKA MEDICAL CENTER

CAMPUS TOTAL

		UNRESTRICTED	DESIGNATED AND/OR RESTRICTED				8/7/18	8:08:24AM
ACCOUNT	**DESCRIPTION**	**STATE AND UNIVERSITY GENERATED**	**CASH**	**REVOLVING**	**FEDERAL**	**AUXILIARIES AND SERVICES**	**TRUST**	**TOTAL**
410000	State Appropriation	155,090,369	0	0	0	0	0	155,090,369
TOTAL STATE SUPPORT		**155,090,369**	**0**	**0**	**0**	**0**	**0**	**155,090,369**
460000	Restricted Revenue	0	0	0	155,200,000	0	0	155,200,000
TOTAL FEDERAL FUND		**0**	**0**	**0**	**155,200,000**	**0**	**0**	**155,200,000**
450000	Sales and Services	0	0	5,000,000	0	108,000,000	0	113,000,000
TOTAL REVOLVING FUND		**0**	**0**	**5,000,000**	**0**	**108,000,000**	**0**	**113,000,000**
460000	Restricted Revenue	0	0	0	0	0	211,500,000	211,500,000
TOTAL TRUST FUND		**0**	**0**	**0**	**0**	**0**	**211,500,000**	**211,500,000**
441100	Undergraduate Resident	7,690,997	0	0	0	0	0	7,690,997
441110	Undergraduate Nonresident	3,291,293	0	0	0	0	0	3,291,293
441200	Graduate Resident	3,869,235	0	0	0	0	0	3,869,235
441210	Graduate Nonresident	4,544,788	0	0	0	0	0	4,544,788
441300	Off-Campus Undergraduate	468,457	0	0	0	0	0	468,457
441600	Professional Resident	28,187,137	0	0	0	0	0	28,187,137
441610	Professional Nonresident	15,280,239	0	0	0	0	0	15,280,239
TOTAL GROSS TUITION		**63,332,146**	**0**	**0**	**0**	**0**	**0**	**63,332,146**
441001	Tuition Adjustments	-1,191,148	0	0	0	0	0	-1,191,148
441990	Tuition Remissions	-15,550,105	0	0	0	0	0	-15,550,105
TOTAL TUITION OFFSETS		**-16,741,253**	**0**	**0**	**0**	**0**	**0**	**-16,741,253**
SUBTOTAL NET TUITION (CASH)		**46,590,893**	**0**	**0**	**0**	**0**	**0**	**46,590,893**
442100	Institutional Student Fee	103,555	0	0	0	0	0	103,555
442310	Application Fees - Gradua	23,585	0	0	0	0	0	23,585
SUBTOTAL STUDENT FEES		**127,140**	**0**	**0**	**0**	**0**	**0**	**127,140**
430000	Invest Loan/Endowment	2,750,000	0	0	0	0	0	2,750,000
450000	Sales and Services	0	29,500,000	0	0	0	0	29,500,000
461900	Indirect Costs-Federal	1,825,000	26,775,000	0	0	0	0	28,600,000
833428	U-Wide Debt Svc & Admin S	-1,309,545	0	0	0	0	0	-1,309,545
SUBTOTAL OTHER CASH		**3,265,455**	**56,275,000**	**0**	**0**	**0**	**0**	**59,667,595**
TOTAL CASH FUND		**49,983,488**	**56,275,000**	**0**	**0**	**0**	**0**	**106,258,488**
TOTAL REVENUE		**205,073,857**	**56,275,000**	**5,000,000**	**155,200,000**	**108,000,000**	**211,500,000**	**741,048,857**

EXPENDITURE SUMMARY
2018-2019 GENERAL OPERATING BUDGET
UNIVERSITY OF NEBRASKA MEDICAL CENTER

SUBPROGRAM #/NAME 01 Academic Affairs

		UNRESTRICTED	DESIGNATED AND/OR RESTRICTED					
ACCOUNT	**DESCRIPTION**	**STATE AND UNIVERSITY GENERATED**	**CASH**	**REVOLVING**	**FEDERAL**	**AUXILIARIES AND SERVICES**	**TRUST**	**TOTAL**
511000 FACULTY								
	Professor	114,255	123,685	0	0	0	0	237,940
	Assistant Professor	126,410	0	0	0	0	0	126,410
	Other	-65,607	-26,230	0	0	0	0	-91,837
	SUBTOTAL FACULTY	**175,058**	**97,455**	**0**	**0**	**0**	**0**	**272,513**
512100	Other Administrators	1,076,618	170,078	0	0	5,000	0	1,251,696
512000	Chairpersons	89,486	0	0	0	0	0	89,486
513000	Managerial/Professional	2,343,833	354,126	0	0	24,897	54,559	2,777,415
514000	Clerical/Technical/Service	235,688	-51,752	0	0	34,340	22,546	240,822
517000	Supplemental Salaries & Wages	50,000	0	0	0	0	0	50,000
	SUBTOTAL NONFACULTY	**3,795,625**	**472,452**	**0**	**0**	**64,237**	**77,105**	**4,409,419**
	SUBTOTAL SALARIES & WAGES	**3,970,683**	**569,907**	**0**	**0**	**64,237**	**77,105**	**4,681,932**
519100	Retirement Contribution	291,056	46,272	0	0	2,826	2,971	343,125
519200	FICA Contribution	312,641	44,848	0	0	3,405	3,731	364,625
519300	Health Insurance Contribution	481,380	84,001	0	0	7,130	6,398	578,909
519400	Life Insurance Contribution	2,942	712	0	0	64	76	3,794
519800	Workers Compensation	0	0	0	0	272	323	595
	SUBTOTAL BENEFITS	**1,088,019**	**175,833**	**0**	**0**	**13,697**	**13,499**	**1,291,048**
	TOTAL PERSONAL SERVICES	**5,058,702**	**745,740**	**0**	**0**	**77,934**	**90,604**	**5,972,980**
521000	Operating Expense	34,891	21,927	0	0	0	0	56,818
530000	Supplies & Materials	63,720	1,638	0	0	0	0	65,358
540000	Travel	2,092	3,328	0	0	0	0	5,420
	TOTAL NET OPERATING EXPENSES	**100,703**	**26,893**	**0**	**0**	**0**	**0**	**127,596**
	SUB PROGRAM TOTAL	**5,159,405**	**772,633**	**0**	**0**	**77,934**	**90,604**	**6,100,576**

EXPENDITURE SUMMARY
2018-2019 GENERAL OPERATING BUDGET
UNIVERSITY OF NEBRASKA MEDICAL CENTER

SUBPROGRAM #/NAME 04 College of Allied Health

		UNRESTRICTED	DESIGNATED AND/OR RESTRICTED					
ACCOUNT	**DESCRIPTION**	**STATE AND UNIVERSITY GENERATED**	**CASH**	**REVOLVING**	**FEDERAL**	**AUXILIARIES AND SERVICES**	**TRUST**	**TOTAL**
511000 FACULTY								
	Professor	355,246	111,026	0	0	0	0	466,272
	Associate Professor	842,642	129,822	0	29,401	120,603	28,291	1,150,759
	Assistant Professor	2,238,727	351,318	0	24,929	20,104	124,229	2,759,307
	Instructor	499,692	64,155	0	0	133,059	86,020	782,926
	Other	16,249	21,352	0	0	0	0	37,601
	SUBTOTAL FACULTY	**3,952,556**	**677,673**	**0**	**54,330**	**273,766**	**238,540**	**5,196,865**
512100	Other Administrators	399,490	380,634	0	0	6,235	1,072	787,431
512000	Chairpersons	15,238	20,574	0	0	0	10,000	45,812
513000	Managerial/Professional	863,350	97,321	0	124,257	171,702	0	1,256,630
514000	Clerical/Technical/Service	612,907	342,674	0	16,223	0	2,189	973,993
515000	Other Academic	98,302	0	0	0	0	0	98,302
	SUBTOTAL NONFACULTY	**1,989,287**	**841,203**	**0**	**140,480**	**177,937**	**13,261**	**3,162,168**
	SUBTOTAL SALARIES & WAGES	**5,941,843**	**1,518,876**	**0**	**194,810**	**451,703**	**251,801**	**8,359,033**
519100	Retirement Contribution	316,415	98,726	0	6,039	19,874	9,820	450,874
519200	FICA Contribution	306,680	95,689	0	8,961	23,939	12,338	447,607
519300	Health Insurance Contribution	574,418	179,227	0	15,585	50,139	21,151	840,520
519400	Life Insurance Contribution	4,869	1,519	0	195	451	252	7,286
519800	Workers Compensation	0	0	0	825	1,914	1,066	3,805
	SUBTOTAL BENEFITS	**1,202,382**	**375,161**	**0**	**31,605**	**96,317**	**44,627**	**1,750,092**
	TOTAL PERSONAL SERVICES	**7,144,225**	**1,894,037**	**0**	**226,415**	**548,020**	**296,428**	**10,109,125**
521000	Operating Expense	79,202	0	0	0	468,968	0	548,170
530000	Supplies & Materials	2,502	0	0	0	156,465	0	158,967
540000	Travel	0	0	0	0	90,574	0	90,574
	TOTAL NET OPERATING EXPENSES	**81,704**	**0**	**0**	**0**	**716,007**	**0**	**797,711**
	SUB PROGRAM TOTAL	**7,225,929**	**1,894,037**	**0**	**226,415**	**1,264,027**	**296,428**	**10,906,836**

EXPENDITURE SUMMARY
2018-2019 GENERAL OPERATING BUDGET
UNIVERSITY OF NEBRASKA MEDICAL CENTER

SUBPROGRAM #/NAME 09 College of Dentistry

		UNRESTRICTED	DESIGNATED AND/OR RESTRICTED					
ACCOUNT	**DESCRIPTION**	**STATE AND UNIVERSITY GENERATED**	**CASH**	**REVOLVING**	**FEDERAL**	**AUXILIARIES AND SERVICES**	**TRUST**	**TOTAL**
511000 FACULTY								
	Professor	2,390,606	0	0	156,768	88,894	54,114	2,690,382
	Associate Professor	2,126,615	0	0	62,560	0	43,039	2,232,214
	Assistant Professor	2,189,354	0	0	24,413	0	0	2,213,767
	Instructor	268,700	0	0	0	251,838	83,067	603,605
	Other	-115,710	0	0	0	0	0	-115,710
	SUBTOTAL FACULTY	**6,859,565**	**0**	**0**	**243,741**	**340,732**	**180,220**	**7,624,258**
512100	Other Administrators	798,718	0	0	0	68,800	107,773	975,291
512000	Chairpersons	411,932	0	0	0	12,000	0	423,932
513000	Managerial/Professional	337,569	0	0	262,817	41,660	246,452	888,498
514000	Clerical/Technical/Service	909,332	0	0	43,607	121,642	272,045	1,346,626
515000	Other Academic	37,350	0	0	0	0	0	37,350
	SUBTOTAL NONFACULTY	**2,494,901**	**0**	**0**	**306,424**	**244,102**	**626,270**	**3,671,697**
	SUBTOTAL SALARIES & WAGES	**9,354,466**	**0**	**0**	**550,165**	**584,834**	**806,490**	**11,295,955**
519100	Retirement Contribution	554,195	0	0	17,055	25,732	31,453	628,435
519200	FICA Contribution	537,145	0	0	25,308	30,997	39,518	632,968
519300	Health Insurance Contribution	1,006,080	0	0	44,013	64,917	67,745	1,182,755
519400	Life Insurance Contribution	8,528	0	0	550	585	806	10,469
519800	Workers Compensation	0	0	0	2,330	2,477	3,416	8,223
	SUBTOTAL BENEFITS	**2,105,948**	**0**	**0**	**89,256**	**124,708**	**142,938**	**2,462,850**
	TOTAL PERSONAL SERVICES	**11,460,414**	**0**	**0**	**639,421**	**709,542**	**949,428**	**13,758,805**
521000	Operating Expense	136,046	0	0	0	56,500	0	192,546
530000	Supplies & Materials	81,528	0	0	0	923,500	0	1,005,028
540000	Travel	6,333	0	0	0	0	0	6,333
550000	Capital Outlay	2,055	0	0	0	0	0	2,055
	TOTAL NET OPERATING EXPENSES	**225,962**	**0**	**0**	**0**	**980,000**	**0**	**1,205,962**
	SUB PROGRAM TOTAL	**11,686,376**	**0**	**0**	**639,421**	**1,689,542**	**949,428**	**14,964,767**

EXPENDITURE SUMMARY
2018-2019 GENERAL OPERATING BUDGET
UNIVERSITY OF NEBRASKA MEDICAL CENTER

SUBPROGRAM #/NAME 12 Graduate College

		UNRESTRICTED	DESIGNATED AND/OR RESTRICTED					
ACCOUNT	**DESCRIPTION**	**STATE AND UNIVERSITY GENERATED**	**CASH**	**REVOLVING**	**FEDERAL**	**AUXILIARIES AND SERVICES**	**TRUST**	**TOTAL**
511000 FACULTY								
	Professor	109,000	0	0	0	0	667	109,667
	Associate Professor	34,437	0	0	30,778	105,309	18,554	189,078
	Assistant Professor	63,671	0	0	33,421	35,495	297,034	429,621
	Instructor	0	0	0	46,538	50,209	23,145	119,892
	Other	-103,053	0	0	0	0	47,823	-55,230
	SUBTOTAL FACULTY	**104,055**	**0**	**0**	**110,737**	**191,013**	**387,223**	**793,028**
512100	Other Administrators	154,481	0	0	20,051	65,520	44,337	284,389
513000	Managerial/Professional	391,825	0	0	287,824	1,411,060	175,667	2,266,376
514000	Clerical/Technical/Service	106,849	0	0	61,864	589,270	75,445	833,428
515000	Other Academic	849,350	0	0	0	22,555	124,264	996,169
	SUBTOTAL NONFACULTY	**1,502,505**	**0**	**0**	**369,739**	**2,088,405**	**419,713**	**4,380,362**
	SUBTOTAL SALARIES & WAGES	**1,606,560**	**0**	**0**	**480,476**	**2,279,418**	**806,936**	**5,173,390**
519100	Retirement Contribution	52,789	0	0	14,895	100,294	31,472	199,450
519200	FICA Contribution	51,166	0	0	22,102	120,810	39,541	233,619
519300	Health Insurance Contribution	95,834	0	0	38,438	253,017	67,783	455,072
519400	Life Insurance Contribution	813	0	0	480	2,279	805	4,377
519800	Workers Compensation	0	0	0	2,036	9,660	3,421	15,117
	SUBTOTAL BENEFITS	**200,602**	**0**	**0**	**77,951**	**486,060**	**143,022**	**907,635**
	TOTAL PERSONAL SERVICES	**1,807,162**	**0**	**0**	**558,427**	**2,765,478**	**949,958**	**6,081,025**
521000	Operating Expense	41,076	0	0	0	3,851	0	44,927
530000	Supplies & Materials	4,159	0	0	0	0	0	4,159
540000	Travel	3,423	0	0	0	0	0	3,423
	TOTAL NET OPERATING EXPENSES	**48,658**	**0**	**0**	**0**	**3,851**	**0**	**52,509**
	SUB PROGRAM TOTAL	**1,855,820**	**0**	**0**	**558,427**	**2,769,329**	**949,958**	**6,133,534**

EXPENDITURE SUMMARY
2018-2019 GENERAL OPERATING BUDGET
UNIVERSITY OF NEBRASKA MEDICAL CENTER

SUBPROGRAM #/NAME 16 McGoogan Library of Medicine

		UNRESTRICTED	DESIGNATED AND/OR RESTRICTED					
ACCOUNT	DESCRIPTION	STATE AND UNIVERSITY GENERATED	CASH	REVOLVING	FEDERAL	AUXILIARIES AND SERVICES	TRUST	TOTAL
	Associate Professor	632,669	0	0	0	0	0	632,669
	Assistant Professor	371,319	0	0	0	0	0	371,319
	Other	23,000	0	0	0	0	0	23,000
	SUBTOTAL FACULTY	**1,026,988**	**0**	**0**	**0**	**0**	**0**	**1,026,988**
512100	Other Administrators	162,410	0	0	0	0	0	162,410
513000	Managerial/Professional	80,020	0	0	0	0	0	80,020
514000	Clerical/Technical/Service	380,641	0	0	0	111,309	0	491,950
517000	Supplemental Salaries & Wages	1,346	0	0	0	351	0	1,697
	SUBTOTAL NONFACULTY	**624,417**	**0**	**0**	**0**	**111,660**	**0**	**736,077**
	SUBTOTAL SALARIES & WAGES	**1,651,405**	**0**	**0**	**0**	**111,660**	**0**	**1,763,065**
519100	Retirement Contribution	109,470	0	0	0	4,913	0	114,383
519200	FICA Contribution	106,102	0	0	0	5,919	0	112,021
519300	Health Insurance Contribution	198,730	0	0	0	12,394	0	211,124
519400	Life Insurance Contribution	1,685	0	0	0	111	0	1,796
519800	Workers Compensation	0	0	0	0	473	0	473
	SUBTOTAL BENEFITS	**415,987**	**0**	**0**	**0**	**23,810**	**0**	**439,797**
	TOTAL PERSONAL SERVICES	**2,067,392**	**0**	**0**	**0**	**135,470**	**0**	**2,202,862**
521000	Operating Expense	30,258	0	0	0	17,846	0	48,104
530000	Supplies & Materials	25,000	0	0	0	8,191	0	33,191
550000	Capital Outlay	711,805	0	0	0	1,052,151	0	1,763,956
	TOTAL NET OPERATING EXPENSES	**767,063**	**0**	**0**	**0**	**1,078,188**	**0**	**1,845,251**
	SUB PROGRAM TOTAL	**2,834,455**	**0**	**0**	**0**	**1,213,658**	**0**	**4,048,113**

EXPENDITURE SUMMARY
2018-2019 GENERAL OPERATING BUDGET
UNIVERSITY OF NEBRASKA MEDICAL CENTER

SUBPROGRAM #/NAME 18 College of Nursing

ACCOUNT	DESCRIPTION	UNRESTRICTED STATE AND UNIVERSITY GENERATED	DESIGNATED AND/OR RESTRICTED CASH	REVOLVING	FEDERAL	AUXILIARIES AND SERVICES	TRUST	TOTAL
511000	FACULTY							
	Professor	2,605,004	0	0	45,438	0	206,571	2,857,013
	Associate Professor	2,084,553	0	0	4,400	0	9,826	2,098,779
	Assistant Professor	4,972,609	0	0	37,757	0	20,216	5,030,582
	Instructor	2,689,008	0	0	0	0	483,981	3,172,989
	Other	57,060	0	0	0	0	0	57,060
	SUBTOTAL FACULTY	**12,408,234**	**0**	**0**	**87,595**	**0**	**720,594**	**13,216,423**
512100	Other Administrators	360,605	0	0	0	0	13,000	373,605
513000	Managerial/Professional	2,195,577	0	0	122,021	192,160	177,659	2,687,417
514000	Clerical/Technical/Service	768,214	0	0	0	51,651	42,100	861,965
515000	Other Academic	8,963	0	0	1,966	0	99,938	110,867
516000	Student Wages	52,420	0	0	0	0	0	52,420
	SUBTOTAL NONFACULTY	**3,385,779**	**0**	**0**	**123,987**	**243,811**	**332,697**	**4,086,274**
	SUBTOTAL SALARIES & WAGES	**15,794,013**	**0**	**0**	**211,582**	**243,811**	**1,053,291**	**17,302,697**
519100	Retirement Contribution	775,328	0	0	6,559	10,728	41,138	833,753
519200	FICA Contribution	751,468	0	0	9,733	12,923	51,685	825,809
519300	Health Insurance Contribution	1,407,515	0	0	16,926	27,064	88,602	1,540,107
519400	Life Insurance Contribution	11,930	0	0	212	244	1,053	13,439
519800	Workers Compensation	0	0	0	896	1,033	4,472	6,401
	SUBTOTAL BENEFITS	**2,946,241**	**0**	**0**	**34,326**	**51,992**	**186,950**	**3,219,509**
	TOTAL PERSONAL SERVICES	**18,740,254**	**0**	**0**	**245,908**	**295,803**	**1,240,241**	**20,522,206**
521000	Operating Expense	17,019	0	0	0	181,970	0	198,989
530000	Supplies & Materials	17,269	0	0	0	966,350	0	983,619
540000	Travel	6,122	0	0	0	54,600	0	60,722
	TOTAL NET OPERATING EXPENSES	**40,410**	**0**	**0**	**0**	**1,202,920**	**0**	**1,243,330**
	SUB PROGRAM TOTAL	**18,780,664**	**0**	**0**	**245,908**	**1,498,723**	**1,240,241**	**21,765,536**

EXPENDITURE SUMMARY
2018-2019 GENERAL OPERATING BUDGET
UNIVERSITY OF NEBRASKA MEDICAL CENTER

SUBPROGRAM #/NAME 19 Eppley Research Institute

		UNRESTRICTED	DESIGNATED AND/OR RESTRICTED					
ACCOUNT	**DESCRIPTION**	**STATE AND UNIVERSITY GENERATED**	**CASH**	**REVOLVING**	**FEDERAL**	**AUXILIARIES AND SERVICES**	**TRUST**	**TOTAL**
511000 FACULTY								
	Professor	1,233,955	0	0	977,334	0	140,802	2,352,091
	Associate Professor	228,294	0	0	304,410	0	0	532,704
	Assistant Professor	88,810	0	0	603,018	0	115,146	806,974
	Instructor	0	0	0	316,509	0	112,363	428,872
	Other	1,260	0	0	13,509	0	0	14,769
	SUBTOTAL FACULTY	**1,552,319**	**0**	**0**	**2,214,780**	**0**	**368,311**	**4,135,410**
512100	Other Administrators	332,784	0	0	94,800	0	80,724	508,308
512000	Chairpersons	60,000	0	0	18,700	0	0	78,700
513000	Managerial/Professional	633,475	0	0	1,338,073	0	397,569	2,369,117
514000	Clerical/Technical/Service	399,914	0	0	103,209	0	50,059	553,182
515000	Other Academic	0	0	0	895,487	0	0	895,487
516000	Student Wages	3	0	0	0	0	0	3
	SUBTOTAL NONFACULTY	**1,426,176**	**0**	**0**	**2,450,269**	**0**	**528,352**	**4,404,797**
	SUBTOTAL SALARIES & WAGES	**2,978,495**	**0**	**0**	**4,665,049**	**0**	**896,663**	**8,540,207**
519100	Retirement Contribution	191,855	0	0	144,616	0	34,970	371,441
519200	FICA Contribution	185,950	0	0	214,590	0	43,938	444,478
519300	Health Insurance Contribution	348,288	0	0	373,205	0	75,320	796,813
519400	Life Insurance Contribution	2,952	0	0	4,664	0	897	8,513
519800	Workers Compensation	0	0	0	19,767	0	3,798	23,565
	SUBTOTAL BENEFITS	**729,045**	**0**	**0**	**756,842**	**0**	**158,923**	**1,644,810**
	TOTAL PERSONAL SERVICES	**3,707,540**	**0**	**0**	**5,421,891**	**0**	**1,055,586**	**10,185,017**
521000	Operating Expense	125,867	0	0	0	0	0	125,867
530000	Supplies & Materials	52,000	0	0	0	0	0	52,000
540000	Travel	5,201	0	0	0	0	0	5,201
	TOTAL NET OPERATING EXPENSES	**183,068**	**0**	**0**	**0**	**0**	**0**	**183,068**
	SUB PROGRAM TOTAL	**3,890,608**	**0**	**0**	**5,421,891**	**0**	**1,055,586**	**10,368,085**

EXPENDITURE SUMMARY
2018-2019 GENERAL OPERATING BUDGET
UNIVERSITY OF NEBRASKA MEDICAL CENTER

SUBPROGRAM #/NAME 20 College of Pharmacy

		UNRESTRICTED	DESIGNATED AND/OR RESTRICTED					
ACCOUNT	**DESCRIPTION**	**STATE AND UNIVERSITY GENERATED**	**CASH**	**REVOLVING**	**FEDERAL**	**AUXILIARIES AND SERVICES**	**TRUST**	**TOTAL**
511000 FACULTY								
	Professor	1,573,930	0	0	409,248	0	104,780	2,087,958
	Associate Professor	935,920	0	0	453,083	0	180,644	1,569,647
	Assistant Professor	747,028	0	0	276,469	11,068	81,747	1,116,312
	Instructor	482,985	0	0	81,713	0	92,685	657,383
	Other	-360,223	0	0	0	0	0	-360,223
	SUBTOTAL FACULTY	**3,379,640**	**0**	**0**	**1,220,513**	**11,068**	**459,856**	**5,071,077**
512100	Other Administrators	311,993	0	0	43,010	0	70,143	425,146
512000	Chairpersons	180,762	0	0	4,620	0	0	185,382
513000	Managerial/Professional	305,445	0	0	124,361	174,576	178,174	782,556
514000	Clerical/Technical/Service	400,436	0	0	26,739	100,116	115,515	642,806
515000	Other Academic	396,636	0	0	451,388	48,307	146,583	1,042,914
	SUBTOTAL NONFACULTY	**1,595,272**	**0**	**0**	**650,118**	**322,999**	**510,415**	**3,078,804**
	SUBTOTAL SALARIES & WAGES	**4,974,912**	**0**	**0**	**1,870,631**	**334,067**	**970,271**	**8,149,881**
519100	Retirement Contribution	274,914	0	0	57,986	14,699	37,803	385,402
519200	FICA Contribution	266,456	0	0	86,047	17,705	47,496	417,704
519300	Health Insurance Contribution	499,076	0	0	149,650	37,081	81,420	767,227
519400	Life Insurance Contribution	4,229	0	0	1,869	334	971	7,403
519800	Workers Compensation	0	0	0	7,928	1,416	4,109	13,453
	SUBTOTAL BENEFITS	**1,044,675**	**0**	**0**	**303,480**	**71,235**	**171,799**	**1,591,189**
	TOTAL PERSONAL SERVICES	**6,019,587**	**0**	**0**	**2,174,111**	**405,302**	**1,142,070**	**9,741,070**
521000	Operating Expense	39,510	0	0	0	0	0	39,510
530000	Supplies & Materials	62,553	0	0	0	0	0	62,553
	TOTAL NET OPERATING EXPENSES	**102,063**	**0**	**0**	**0**	**0**	**0**	**102,063**
	SUB PROGRAM TOTAL	**6,121,650**	**0**	**0**	**2,174,111**	**405,302**	**1,142,070**	**9,843,133**

EXPENDITURE SUMMARY
2018-2019 GENERAL OPERATING BUDGET
UNIVERSITY OF NEBRASKA MEDICAL CENTER

SUBPROGRAM #/NAME 22 Other Instruction or Research

		UNRESTRICTED	DESIGNATED AND/OR RESTRICTED					
ACCOUNT	**DESCRIPTION**	**STATE AND UNIVERSITY GENERATED**	**CASH**	**REVOLVING**	**FEDERAL**	**AUXILIARIES AND SERVICES**	**TRUST**	**TOTAL**
511000 FACULTY								
	Other	1,631,612	0	0	0	0	0	1,631,612
	SUBTOTAL FACULTY	**1,631,612**	**0**	**0**	**0**	**0**	**0**	**1,631,612**
512100	Other Administrators	273,518	0	0	0	0	0	273,518
513000	Managerial/Professional	463,486	0	0	0	91,160	0	554,646
514000	Clerical/Technical/Service	300,848	0	0	0	0	0	300,848
517000	Supplemental Salaries & Wages	86,176	0	0	0	0	0	86,176
	SUBTOTAL NONFACULTY	**1,124,028**	**0**	**0**	**0**	**91,160**	**0**	**1,215,188**
	SUBTOTAL SALARIES & WAGES	**2,755,640**	**0**	**0**	**0**	**91,160**	**0**	**2,846,800**
519100	Retirement Contribution	88,298	0	0	0	4,011	0	92,309
519200	FICA Contribution	94,988	0	0	0	4,831	0	99,819
519300	Health Insurance Contribution	257,963	0	0	0	10,119	0	268,082
519400	Life Insurance Contribution	487	0	0	0	91	0	578
519800	Workers Compensation	0	0	0	0	386	0	386
	SUBTOTAL BENEFITS	**441,736**	**0**	**0**	**0**	**19,438**	**0**	**461,174**
	TOTAL PERSONAL SERVICES	**3,197,376**	**0**	**0**	**0**	**110,598**	**0**	**3,307,974**
521000	Operating Expense	161,700	24,775,000	0	0	0	0	24,936,700
530000	Supplies & Materials	5,822	0	0	0	0	0	5,822
540000	Travel	1,937	0	0	0	0	0	1,937
550000	Capital Outlay	2,055	0	0	0	0	0	2,055
	TOTAL NET OPERATING EXPENSES	**171,514**	**24,775,000**	**0**	**0**	**0**	**0**	**24,946,514**
	SUB PROGRAM TOTAL	**3,368,890**	**24,775,000**	**0**	**0**	**110,598**	**0**	**28,254,488**

EXPENDITURE SUMMARY
2018-2019 GENERAL OPERATING BUDGET
UNIVERSITY OF NEBRASKA MEDICAL CENTER

SUBPROGRAM #/NAME 23 Student Aid

		UNRESTRICTED	DESIGNATED AND/OR RESTRICTED					
ACCOUNT	**DESCRIPTION**	**STATE AND UNIVERSITY GENERATED**	**CASH**	**REVOLVING**	**FEDERAL**	**AUXILIARIES AND SERVICES**	**TRUST**	**TOTAL**
521000	Operating Expense	224,380	0	0	0	0	0	224,380
	TOTAL NET OPERATING EXPENSES	**224,380**	**0**	**0**	**0**	**0**	**0**	**224,380**
	SUB PROGRAM TOTAL	**224,380**	**0**	**0**	**0**	**0**	**0**	**224,380**

EXPENDITURE SUMMARY
2018-2019 GENERAL OPERATING BUDGET
UNIVERSITY OF NEBRASKA MEDICAL CENTER

SUBPROGRAM #/NAME 24 International Programs

		UNRESTRICTED	DESIGNATED AND/OR RESTRICTED					
ACCOUNT	**DESCRIPTION**	**STATE AND UNIVERSITY GENERATED**	**CASH**	**REVOLVING**	**FEDERAL**	**AUXILIARIES AND SERVICES**	**TRUST**	**TOTAL**
513000	Managerial/Professional	0	0	0	0	244,152	0	244,152
	SUBTOTAL NONFACULTY	**0**	**0**	**0**	**0**	**244,152**	**0**	**244,152**
	SUBTOTAL SALARIES & WAGES	**0**	**0**	**0**	**0**	**244,152**	**0**	**244,152**
519100	Retirement Contribution	0	0	0	0	10,686	0	10,686
519200	FICA Contribution	0	0	0	0	12,872	0	12,872
519300	Health Insurance Contribution	0	0	0	0	26,959	0	26,959
519400	Life Insurance Contribution	0	0	0	0	243	0	243
519800	Workers Compensation	0	0	0	0	1,029	0	1,029
	SUBTOTAL BENEFITS	**0**	**0**	**0**	**0**	**51,789**	**0**	**51,789**
	TOTAL PERSONAL SERVICES	**0**	**0**	**0**	**0**	**295,941**	**0**	**295,941**
521000	Operating Expense	0	0	0	0	24,000	0	24,000
530000	Supplies & Materials	0	0	0	0	5,000	0	5,000
540000	Travel	0	0	0	0	15,672	0	15,672
	TOTAL NET OPERATING EXPENSES	**0**	**0**	**0**	**0**	**44,672**	**0**	**44,672**
	SUB PROGRAM TOTAL	**0**	**0**	**0**	**0**	**340,613**	**0**	**340,613**

EXPENDITURE SUMMARY
2018-2019 GENERAL OPERATING BUDGET
UNIVERSITY OF NEBRASKA MEDICAL CENTER

SUBPROGRAM #/NAME 25 Instruction Budget Adjustments

		UNRESTRICTED	DESIGNATED AND/OR RESTRICTED					
ACCOUNT	DESCRIPTION	STATE AND UNIVERSITY GENERATED	CASH	REVOLVING	FEDERAL	AUXILIARIES AND SERVICES	TRUST	TOTAL
	Associate Professor	1,903,681	0	0	0	0	0	1,903,681
	Assistant Professor	454,696	0	0	0	0	0	454,696
	Other	3,964,783	0	0	0	0	0	3,964,783
	SUBTOTAL FACULTY	**6,323,160**	**0**	**0**	**0**	**0**	**0**	**6,323,160**
512100	Other Administrators	79,397	0	0	0	0	0	79,397
513000	Managerial/Professional	529,755	0	0	0	0	0	529,755
514000	Clerical/Technical/Service	137,012	0	0	0	0	0	137,012
515000	Other Academic	178	0	0	0	0	0	178
	SUBTOTAL NONFACULTY	**746,342**	**0**	**0**	**0**	**0**	**0**	**746,342**
	SUBTOTAL SALARIES & WAGES	**7,069,502**	**0**	**0**	**0**	**0**	**0**	**7,069,502**
519100	Retirement Contribution	1,094,072	0	0	0	0	0	1,094,072
519200	FICA Contribution	-68,082	0	0	0	0	0	-68,082
519300	Health Insurance Contribution	3,748,346	0	0	0	0	0	3,748,346
519400	Life Insurance Contribution	442,185	0	0	0	0	0	442,185
	SUBTOTAL BENEFITS	**5,216,521**	**0**	**0**	**0**	**0**	**0**	**5,216,521**
	TOTAL PERSONAL SERVICES	**12,286,023**	**0**	**0**	**0**	**0**	**0**	**12,286,023**
521000	Operating Expense	-1,324,465	0	0	0	0	0	-1,324,465
	TOTAL NET OPERATING EXPENSES	**-1,324,465**	**0**	**0**	**0**	**0**	**0**	**-1,324,465**
	SUB PROGRAM TOTAL	**10,961,558**	**0**	**0**	**0**	**0**	**0**	**10,961,558**

EXPENDITURE SUMMARY
2018-2019 GENERAL OPERATING BUDGET
UNIVERSITY OF NEBRASKA MEDICAL CENTER

SUBPROGRAM #/NAME 26 Continuing Studies and Public Services

		UNRESTRICTED	DESIGNATED AND/OR RESTRICTED					
ACCOUNT	**DESCRIPTION**	**STATE AND UNIVERSITY GENERATED**	**CASH**	**REVOLVING**	**FEDERAL**	**AUXILIARIES AND SERVICES**	**TRUST**	**TOTAL**
	Assistant Professor	0	0	70,600	0	0	0	70,600
	SUBTOTAL FACULTY	**0**	**0**	**70,600**	**0**	**0**	**0**	**70,600**
512100	Other Administrators	0	0	3,000	0	0	0	3,000
513000	Managerial/Professional	0	0	813,928	0	0	0	813,928
514000	Clerical/Technical/Service	0	0	418,875	0	0	0	418,875
	SUBTOTAL NONFACULTY	**0**	**0**	**1,235,803**	**0**	**0**	**0**	**1,235,803**
	SUBTOTAL SALARIES & WAGES	**0**	**0**	**1,306,403**	**0**	**0**	**0**	**1,306,403**
519100	Retirement Contribution	0	0	91,240	0	0	0	91,240
519200	FICA Contribution	0	0	105,157	0	0	0	105,157
519300	Health Insurance Contribution	0	0	248,973	0	0	0	248,973
519400	Life Insurance Contribution	0	0	1,546	0	0	0	1,546
519800	Workers Compensation	0	0	6,552	0	0	0	6,552
	SUBTOTAL BENEFITS	**0**	**0**	**453,468**	**0**	**0**	**0**	**453,468**
	TOTAL PERSONAL SERVICES	**0**	**0**	**1,759,871**	**0**	**0**	**0**	**1,759,871**
521000	Operating Expense	0	0	2,798,729	0	0	0	2,798,729
530000	Supplies & Materials	0	0	383,500	0	0	0	383,500
540000	Travel	0	0	57,900	0	0	0	57,900
	TOTAL NET OPERATING EXPENSES	**0**	**0**	**3,240,129**	**0**	**0**	**0**	**3,240,129**
	SUB PROGRAM TOTAL	**0**	**0**	**5,000,000**	**0**	**0**	**0**	**5,000,000**

EXPENDITURE SUMMARY
2018-2019 GENERAL OPERATING BUDGET
UNIVERSITY OF NEBRASKA MEDICAL CENTER

SUBPROGRAM #/NAME 29 Academic Computing Support

		UNRESTRICTED	DESIGNATED AND/OR RESTRICTED					
ACCOUNT	DESCRIPTION	STATE AND UNIVERSITY GENERATED	CASH	REVOLVING	FEDERAL	AUXILIARIES AND SERVICES	TRUST	TOTAL
	Assistant Professor	42,203	0	0	0	0	0	42,203
	Other	-42,203	0	0	0	0	0	-42,203
	SUBTOTAL FACULTY	**0**	**0**	**0**	**0**	**0**	**0**	**0**
513000	Managerial/Professional	1,152,361	0	0	0	1,230,808	0	2,383,169
514000	Clerical/Technical/Service	51,180	0	0	0	335,987	0	387,167
	SUBTOTAL NONFACULTY	**1,203,541**	**0**	**0**	**0**	**1,566,795**	**0**	**2,770,336**
	SUBTOTAL SALARIES & WAGES	**1,203,541**	**0**	**0**	**0**	**1,566,795**	**0**	**2,770,336**
519100	Retirement Contribution	77,980	0	0	0	68,939	0	146,919
519200	FICA Contribution	75,580	0	0	0	83,040	0	158,620
519300	Health Insurance Contribution	141,561	0	0	0	173,915	0	315,476
519400	Life Insurance Contribution	1,200	0	0	0	1,568	0	2,768
519800	Workers Compensation	0	0	0	0	6,639	0	6,639
	SUBTOTAL BENEFITS	**296,321**	**0**	**0**	**0**	**334,101**	**0**	**630,422**
	TOTAL PERSONAL SERVICES	**1,499,862**	**0**	**0**	**0**	**1,900,896**	**0**	**3,400,758**
521000	Operating Expense	627,069	0	0	0	3,730,642	0	4,357,711
	TOTAL NET OPERATING EXPENSES	**627,069**	**0**	**0**	**0**	**3,730,642**	**0**	**4,357,711**
	SUB PROGRAM TOTAL	**2,126,931**	**0**	**0**	**0**	**5,631,538**	**0**	**7,758,469**

EXPENDITURE SUMMARY
2018-2019 GENERAL OPERATING BUDGET
UNIVERSITY OF NEBRASKA MEDICAL CENTER

SUBPROGRAM #/NAME 30 Rural Health Education Network

		UNRESTRICTED	DESIGNATED AND/OR RESTRICTED					
ACCOUNT	DESCRIPTION	STATE AND UNIVERSITY GENERATED	CASH	REVOLVING	FEDERAL	AUXILIARIES AND SERVICES	TRUST	TOTAL
517000	Supplemental Salaries & Wages	45,045	0	0	0	0	0	45,045
	SUBTOTAL NONFACULTY	**45,045**	**0**	**0**	**0**	**0**	**0**	**45,045**
	SUBTOTAL SALARIES & WAGES	**45,045**	**0**	**0**	**0**	**0**	**0**	**45,045**
	SUBTOTAL BENEFITS	**0**	**0**	**0**	**0**	**0**	**0**	**0**
	TOTAL PERSONAL SERVICES	**45,045**	**0**	**0**	**0**	**0**	**0**	**45,045**
	SUB PROGRAM TOTAL	**45,045**	**0**	**0**	**0**	**0**	**0**	**45,045**

EXPENDITURE SUMMARY
2018-2019 GENERAL OPERATING BUDGET
UNIVERSITY OF NEBRASKA MEDICAL CENTER

SUBPROGRAM #/NAME 33 Physical Plant Administration

		UNRESTRICTED	DESIGNATED AND/OR RESTRICTED					
ACCOUNT	DESCRIPTION	STATE AND UNIVERSITY GENERATED	CASH	REVOLVING	FEDERAL	AUXILIARIES AND SERVICES	TRUST	TOTAL
512100	Other Administrators	88,178	0	0	0	0	0	88,178
513000	Managerial/Professional	1,471,475	0	0	0	3,113,967	0	4,585,442
514000	Clerical/Technical/Service	3,830,122	0	0	0	3,302,837	0	7,132,959
516000	Student Wages	33,728	0	0	0	0	0	33,728
517000	Supplemental Salaries & Wages	101,698	0	0	0	0	0	101,698
	SUBTOTAL NONFACULTY	**5,525,201**	**0**	**0**	**0**	**6,416,804**	**0**	**11,942,005**
	SUBTOTAL SALARIES & WAGES	**5,525,201**	**0**	**0**	**0**	**6,416,804**	**0**	**11,942,005**
519100	Retirement Contribution	186,170	0	0	0	282,339	0	468,509
519200	FICA Contribution	224,312	0	0	0	340,090	0	564,402
519300	Health Insurance Contribution	793,355	0	0	0	712,265	0	1,505,620
519400	Life Insurance Contribution	-1,197	0	0	0	6,416	0	5,219
519800	Workers Compensation	0	0	0	0	27,189	0	27,189
	SUBTOTAL BENEFITS	**1,202,640**	**0**	**0**	**0**	**1,368,299**	**0**	**2,570,939**
	TOTAL PERSONAL SERVICES	**6,727,841**	**0**	**0**	**0**	**7,785,103**	**0**	**14,512,944**
521000	Operating Expense	715,452	0	0	0	4,649,420	0	5,364,872
529000	Utilities	12,985,329	0	0	0	0	0	12,985,329
530000	Supplies & Materials	204,335	0	0	0	899,859	0	1,104,194
540000	Travel	15,929	0	0	0	38,472	0	54,401
550000	Capital Outlay	16,000	0	0	0	22,650	0	38,650
	TOTAL NET OPERATING EXPENSES	**13,937,045**	**0**	**0**	**0**	**5,610,401**	**0**	**19,547,446**
	SUB PROGRAM TOTAL	**20,664,886**	**0**	**0**	**0**	**13,395,504**	**0**	**34,060,390**

EXPENDITURE SUMMARY
2018-2019 GENERAL OPERATING BUDGET
UNIVERSITY OF NEBRASKA MEDICAL CENTER

SUBPROGRAM #/NAME 38 Other Plant Operations & Maintenance

		UNRESTRICTED	DESIGNATED AND/OR RESTRICTED					
ACCOUNT	DESCRIPTION	STATE AND UNIVERSITY GENERATED	CASH	REVOLVING	FEDERAL	AUXILIARIES AND SERVICES	TRUST	TOTAL
513000	Managerial/Professional	170,785	0	0	0	0	0	170,785
514000	Clerical/Technical/Service	2,932,069	0	0	0	0	0	2,932,069
	SUBTOTAL NONFACULTY	**3,102,854**	**0**	**0**	**0**	**0**	**0**	**3,102,854**
	SUBTOTAL SALARIES & WAGES	**3,102,854**	**0**	**0**	**0**	**0**	**0**	**3,102,854**
519100	Retirement Contribution	224,929	0	0	0	0	0	224,929
519200	FICA Contribution	250,409	0	0	0	0	0	250,409
519300	Health Insurance Contribution	358,471	0	0	0	0	0	358,471
519400	Life Insurance Contribution	1,830	0	0	0	0	0	1,830
	SUBTOTAL BENEFITS	**835,639**	**0**	**0**	**0**	**0**	**0**	**835,639**
	TOTAL PERSONAL SERVICES	**3,938,493**	**0**	**0**	**0**	**0**	**0**	**3,938,493**
	SUB PROGRAM TOTAL	**3,938,493**	**0**	**0**	**0**	**0**	**0**	**3,938,493**

EXPENDITURE SUMMARY
2018-2019 GENERAL OPERATING BUDGET
UNIVERSITY OF NEBRASKA MEDICAL CENTER

SUBPROGRAM #/NAME 41 Executive Administration

		UNRESTRICTED	DESIGNATED AND/OR RESTRICTED					
ACCOUNT	DESCRIPTION	STATE AND UNIVERSITY GENERATED	CASH	REVOLVING	FEDERAL	AUXILIARIES AND SERVICES	TRUST	TOTAL
512100	Other Administrators	1,109,184	0	0	0	0	52,094	1,161,278
513000	Managerial/Professional	172,929	0	0	0	0	0	172,929
514000	Clerical/Technical/Service	46,468	0	0	0	0	0	46,468
	SUBTOTAL NONFACULTY	**1,328,581**	**0**	**0**	**0**	**0**	**52,094**	**1,380,675**
	SUBTOTAL SALARIES & WAGES	**1,328,581**	**0**	**0**	**0**	**0**	**52,094**	**1,380,675**
519100	Retirement Contribution	100,552	0	0	0	0	2,032	102,584
519200	FICA Contribution	97,459	0	0	0	0	2,553	100,012
519300	Health Insurance Contribution	182,540	0	0	0	0	4,376	186,916
519400	Life Insurance Contribution	1,547	0	0	0	0	52	1,599
519800	Workers Compensation	0	0	0	0	0	221	221
	SUBTOTAL BENEFITS	**382,098**	**0**	**0**	**0**	**0**	**9,234**	**391,332**
	TOTAL PERSONAL SERVICES	**1,710,679**	**0**	**0**	**0**	**0**	**61,328**	**1,772,007**
521000	Operating Expense	158,534	0	0	0	0	0	158,534
530000	Supplies & Materials	13,469	0	0	0	0	0	13,469
540000	Travel	11,314	0	0	0	0	0	11,314
	TOTAL NET OPERATING EXPENSES	**183,317**	**0**	**0**	**0**	**0**	**0**	**183,317**
	SUB PROGRAM TOTAL	**1,893,996**	**0**	**0**	**0**	**0**	**61,328**	**1,955,324**

EXPENDITURE SUMMARY
2018-2019 GENERAL OPERATING BUDGET
UNIVERSITY OF NEBRASKA MEDICAL CENTER

SUBPROGRAM #/NAME 42 Student Services

		UNRESTRICTED	DESIGNATED AND/OR RESTRICTED					
ACCOUNT	**DESCRIPTION**	**STATE AND UNIVERSITY GENERATED**	**CASH**	**REVOLVING**	**FEDERAL**	**AUXILIARIES AND SERVICES**	**TRUST**	**TOTAL**
	Associate Professor	0	0	0	0	28,350	0	28,350
	SUBTOTAL FACULTY	**0**	**0**	**0**	**0**	**28,350**	**0**	**28,350**
513000	Managerial/Professional	717,570	0	0	0	24,224	0	741,794
514000	Clerical/Technical/Service	157,205	0	0	0	123,842	0	281,047
516000	Student Wages	2,000	0	0	0	0	0	2,000
	SUBTOTAL NONFACULTY	**876,775**	**0**	**0**	**0**	**148,066**	**0**	**1,024,841**
	SUBTOTAL SALARIES & WAGES	**876,775**	**0**	**0**	**0**	**176,416**	**0**	**1,053,191**
519100	Retirement Contribution	54,884	0	0	0	7,762	0	62,646
519200	FICA Contribution	53,194	0	0	0	9,350	0	62,544
519300	Health Insurance Contribution	99,633	0	0	0	19,582	0	119,215
519400	Life Insurance Contribution	845	0	0	0	176	0	1,021
519800	Workers Compensation	0	0	0	0	748	0	748
	SUBTOTAL BENEFITS	**208,556**	**0**	**0**	**0**	**37,618**	**0**	**246,174**
	TOTAL PERSONAL SERVICES	**1,085,331**	**0**	**0**	**0**	**214,034**	**0**	**1,299,365**
521000	Operating Expense	126,079	0	0	0	432,000	0	558,079
530000	Supplies & Materials	9,061	0	0	0	123,125	0	132,186
540000	Travel	11,266	0	0	0	1,500	0	12,766
560000	Government Aid	0	0	0	550,000	0	0	550,000
	TOTAL NET OPERATING EXPENSES	**146,406**	**0**	**0**	**550,000**	**556,625**	**0**	**1,253,031**
	SUB PROGRAM TOTAL	**1,231,737**	**0**	**0**	**550,000**	**770,659**	**0**	**2,552,396**

EXPENDITURE SUMMARY
2018-2019 GENERAL OPERATING BUDGET
UNIVERSITY OF NEBRASKA MEDICAL CENTER

SUBPROGRAM #/NAME 43 Business and Finance

		UNRESTRICTED	DESIGNATED AND/OR RESTRICTED					
ACCOUNT	**DESCRIPTION**	**STATE AND UNIVERSITY GENERATED**	**CASH**	**REVOLVING**	**FEDERAL**	**AUXILIARIES AND SERVICES**	**TRUST**	**TOTAL**
511000 FACULTY								
	Professor	0	0	0	0	194,923	0	194,923
	Associate Professor	50,875	0	0	0	0	0	50,875
	Other	-50,875	0	0	0	32,409	0	-18,466
	SUBTOTAL FACULTY	**0**	**0**	**0**	**0**	**227,332**	**0**	**227,332**
512100	Other Administrators	852,380	0	0	0	348,171	0	1,200,551
513000	Managerial/Professional	7,859,398	249,669	0	0	2,175,406	0	10,284,473
514000	Clerical/Technical/Service	2,092,327	78,599	0	0	1,259,795	0	3,430,721
515000	Other Academic	183,496	0	0	0	0	0	183,496
516000	Student Wages	488	0	0	0	16,036	0	16,524
517000	Supplemental Salaries & Wages	1,453	0	0	0	0	0	1,453
	SUBTOTAL NONFACULTY	**10,989,542**	**328,268**	**0**	**0**	**3,799,408**	**0**	**15,117,218**
	SUBTOTAL SALARIES & WAGES	**10,989,542**	**328,268**	**0**	**0**	**4,026,740**	**0**	**15,344,550**
519100	Retirement Contribution	556,515	21,911	0	0	177,177	0	755,603
519200	FICA Contribution	550,410	21,237	0	0	213,418	0	785,065
519300	Health Insurance Contribution	1,064,529	39,776	0	0	446,970	0	1,551,275
519400	Life Insurance Contribution	7,682	338	0	0	4,028	0	12,048
519800	Workers Compensation	0	0	0	0	17,063	0	17,063
	SUBTOTAL BENEFITS	**2,179,136**	**83,262**	**0**	**0**	**858,656**	**0**	**3,121,054**
	TOTAL PERSONAL SERVICES	**13,168,678**	**411,530**	**0**	**0**	**4,885,396**	**0**	**18,465,604**
521000	Operating Expense	1,267,630	-1,083,556	0	0	3,441,808	0	3,625,882
529000	Utilities	0	0	0	0	105,500	0	105,500
530000	Supplies & Materials	28,792	3,090	0	0	607,381	0	639,263
540000	Travel	39,202	2,266	0	0	427,229	0	468,697
550000	Capital Outlay	4,258	0	0	0	18,000	0	22,258
570000	Cost of Goods Sold	0	0	0	0	2,860,256	0	2,860,256
	TOTAL NET OPERATING EXPENSES	**1,339,882**	**-1,078,200**	**0**	**0**	**7,460,174**	**0**	**7,721,856**
	SUB PROGRAM TOTAL	**14,508,560**	**-666,670**	**0**	**0**	**12,345,570**	**0**	**26,187,460**

EXPENDITURE SUMMARY
2018-2019 GENERAL OPERATING BUDGET
UNIVERSITY OF NEBRASKA MEDICAL CENTER

SUBPROGRAM #/NAME 44 General Expense

		UNRESTRICTED	DESIGNATED AND/OR RESTRICTED					
ACCOUNT	**DESCRIPTION**	**STATE AND UNIVERSITY GENERATED**	**CASH**	**REVOLVING**	**FEDERAL**	**AUXILIARIES AND SERVICES**	**TRUST**	**TOTAL**
513000	Managerial/Professional	858,413	0	0	0	306,741	139,051	1,304,205
514000	Clerical/Technical/Service	45,411	0	0	0	125,718	40,194	211,323
516000	Student Wages	48	0	0	0	0	0	48
	SUBTOTAL NONFACULTY	**903,872**	**0**	**0**	**0**	**432,459**	**179,245**	**1,515,576**
	SUBTOTAL SALARIES & WAGES	**903,872**	**0**	**0**	**0**	**432,459**	**179,245**	**1,515,576**
519100	Retirement Contribution	64,276	0	0	0	19,029	6,991	90,296
519200	FICA Contribution	62,298	0	0	0	22,920	8,783	94,001
519300	Health Insurance Contribution	116,686	0	0	0	48,003	15,057	179,746
519400	Life Insurance Contribution	989	0	0	0	432	179	1,600
519800	Workers Compensation	492,399	0	0	0	1,832	760	494,991
	SUBTOTAL BENEFITS	**736,648**	**0**	**0**	**0**	**92,216**	**31,770**	**860,634**
	TOTAL PERSONAL SERVICES	**1,640,520**	**0**	**0**	**0**	**524,675**	**211,015**	**2,376,210**
521000	Operating Expense	2,010,499	0	0	0	326,815	0	2,337,314
530000	Supplies & Materials	5,000	0	0	0	36,415	0	41,415
540000	Travel	2,000	0	0	0	10,300	0	12,300
550000	Capital Outlay	530	0	0	0	0	0	530
	TOTAL NET OPERATING EXPENSES	**2,018,029**	**0**	**0**	**0**	**373,530**	**0**	**2,391,559**
	SUB PROGRAM TOTAL	**3,658,549**	**0**	**0**	**0**	**898,205**	**211,015**	**4,767,769**

EXPENDITURE SUMMARY
2018-2019 GENERAL OPERATING BUDGET
UNIVERSITY OF NEBRASKA MEDICAL CENTER

SUBPROGRAM #/NAME 51 College of Medicine

		UNRESTRICTED	DESIGNATED AND/OR RESTRICTED					
ACCOUNT	**DESCRIPTION**	**STATE AND UNIVERSITY GENERATED**	**CASH**	**REVOLVING**	**FEDERAL**	**AUXILIARIES AND SERVICES**	**TRUST**	**TOTAL**
511000 FACULTY								
	Professor	6,106,404	0	0	1,729,155	0	1,268,565	9,104,124
	Associate Professor	978,102	0	0	576,351	0	363,654	1,918,107
	Assistant Professor	1,519,040	0	0	1,030,494	101,546	812,140	3,463,220
	Instructor	40,001	0	0	895,619	0	156,746	1,092,366
	Other	3,499,551	0	0	208,364	0	81,876	3,789,791
	SUBTOTAL FACULTY	**12,143,098**	**0**	**0**	**4,439,983**	**101,546**	**2,682,981**	**19,367,608**
512100	Other Administrators	1,317,981	0	0	13,090	264,550	90,000	1,685,621
512000	Chairpersons	2,344,586	0	0	46,944	0	392,004	2,783,534
513000	Managerial/Professional	1,919,102	0	0	1,706,507	964,321	921,518	5,511,448
514000	Clerical/Technical/Service	1,345,559	0	0	184,723	1,026,614	226,607	2,783,503
515000	Other Academic	11,340,184	0	0	1,020,816	9,661	552,325	12,922,986
516000	Student Wages	0	0	0	0	15,582	0	15,582
	SUBTOTAL NONFACULTY	**18,267,412**	**0**	**0**	**2,972,080**	**2,280,728**	**2,182,454**	**25,702,674**
	SUBTOTAL SALARIES & WAGES	**30,410,510**	**0**	**0**	**7,412,063**	**2,382,274**	**4,865,435**	**45,070,282**
519100	Retirement Contribution	814,996	0	0	228,262	104,819	189,754	1,337,831
519200	FICA Contribution	1,633,324	0	0	338,714	126,262	238,406	2,336,706
519300	Health Insurance Contribution	3,157,993	0	0	589,062	264,431	408,698	4,420,184
519400	Life Insurance Contribution	12,538	0	0	7,365	2,383	4,859	27,145
519800	Workers Compensation	0	0	0	31,200	10,094	20,617	61,911
	SUBTOTAL BENEFITS	**5,618,851**	**0**	**0**	**1,194,603**	**507,989**	**862,334**	**8,183,777**
	TOTAL PERSONAL SERVICES	**36,029,361**	**0**	**0**	**8,606,666**	**2,890,263**	**5,727,769**	**53,254,059**
521000	Operating Expense	174,319	0	0	0	766,020	1,273,601	2,213,940
530000	Supplies & Materials	27,906	0	0	0	338,983	0	366,889
540000	Travel	0	0	0	0	29,558	0	29,558
550000	Capital Outlay	0	0	0	0	336	0	336
	TOTAL NET OPERATING EXPENSES	**202,225**	**0**	**0**	**0**	**1,134,897**	**1,273,601**	**2,610,723**
	SUB PROGRAM TOTAL	**36,231,586**	**0**	**0**	**8,606,666**	**4,025,160**	**7,001,370**	**55,864,782**

EXPENDITURE SUMMARY
2018-2019 GENERAL OPERATING BUDGET
UNIVERSITY OF NEBRASKA MEDICAL CENTER

SUBPROGRAM #/NAME 52 College of Medicine

		UNRESTRICTED	DESIGNATED AND/OR RESTRICTED					
ACCOUNT	**DESCRIPTION**	**STATE AND UNIVERSITY GENERATED**	**CASH**	**REVOLVING**	**FEDERAL**	**AUXILIARIES AND SERVICES**	**TRUST**	**TOTAL**
511000 FACULTY								
	Professor	2,388,403	0	0	879,167	15,830	1,219,684	4,503,084
	Associate Professor	2,367,433	0	0	288,895	0	1,052,133	3,708,461
	Assistant Professor	3,479,884	0	0	274,001	0	1,358,328	5,112,213
	Instructor	389,877	0	0	330,776	0	118,890	839,543
	Other	0	0	0	24,000	0	54,300	78,300
	SUBTOTAL FACULTY	**8,625,597**	**0**	**0**	**1,796,839**	**15,830**	**3,803,335**	**14,241,601**
512100	Other Administrators	48,750	0	0	18,736	0	0	67,486
512000	Chairpersons	345,237	0	0	0	0	37,531	382,768
513000	Managerial/Professional	1,962,054	0	0	1,043,275	82,537	4,064,965	7,152,831
514000	Clerical/Technical/Service	1,974,268	0	0	385,174	71,160	972,123	3,402,725
515000	Other Academic	58,553	0	0	224,192	0	403,249	685,994
	SUBTOTAL NONFACULTY	**4,388,862**	**0**	**0**	**1,671,377**	**153,697**	**5,477,868**	**11,691,804**
	SUBTOTAL SALARIES & WAGES	**13,014,459**	**0**	**0**	**3,468,216**	**169,527**	**9,281,203**	**25,933,405**
519100	Retirement Contribution	713,847	0	0	107,499	7,459	361,963	1,190,768
519200	FICA Contribution	691,883	0	0	159,518	8,985	454,777	1,315,163
519300	Health Insurance Contribution	1,295,906	0	0	277,417	18,817	779,618	2,371,758
519400	Life Insurance Contribution	10,983	0	0	3,469	170	9,284	23,906
519800	Workers Compensation	0	0	0	14,697	719	39,322	54,738
	SUBTOTAL BENEFITS	**2,712,619**	**0**	**0**	**562,600**	**36,150**	**1,644,964**	**4,956,333**
	TOTAL PERSONAL SERVICES	**15,727,078**	**0**	**0**	**4,030,816**	**205,677**	**10,926,167**	**30,889,738**
	SUB PROGRAM TOTAL	**15,727,078**	**0**	**0**	**4,030,816**	**205,677**	**10,926,167**	**30,889,738**

EXPENDITURE SUMMARY
2018-2019 GENERAL OPERATING BUDGET
UNIVERSITY OF NEBRASKA MEDICAL CENTER

SUBPROGRAM #/NAME 53 College of Medicine

		UNRESTRICTED	DESIGNATED AND/OR RESTRICTED					
ACCOUNT	**DESCRIPTION**	**STATE AND UNIVERSITY GENERATED**	**CASH**	**REVOLVING**	**FEDERAL**	**AUXILIARIES AND SERVICES**	**TRUST**	**TOTAL**
511000 FACULTY								
	Professor	2,978,734	0	0	677,437	42,798	2,060,807	5,759,776
	Associate Professor	1,953,412	0	0	656,670	0	1,755,239	4,365,321
	Assistant Professor	2,486,334	0	0	205,035	30,602	3,910,967	6,632,938
	Instructor	205,027	0	0	196,962	0	297,347	699,336
	Other	3,717	0	0	82,896	15,000	82,808	184,421
	SUBTOTAL FACULTY	**7,627,224**	**0**	**0**	**1,819,000**	**88,400**	**8,107,168**	**17,641,792**
512100	Other Administrators	85,107	0	0	8,845	0	70,563	164,515
512000	Chairpersons	655,264	0	0	12,289	0	30,000	697,553
513000	Managerial/Professional	1,842,888	0	0	1,483,176	1,192,419	5,767,793	10,286,276
514000	Clerical/Technical/Service	1,604,699	0	0	142,779	148,991	2,104,532	4,001,001
515000	Other Academic	926,858	0	0	507,583	0	311,084	1,745,525
	SUBTOTAL NONFACULTY	**5,114,816**	**0**	**0**	**2,154,672**	**1,341,410**	**8,283,972**	**16,894,870**
	SUBTOTAL SALARIES & WAGES	**12,742,040**	**0**	**0**	**3,973,672**	**1,429,810**	**16,391,140**	**34,536,662**
519100	Retirement Contribution	785,876	0	0	123,186	62,913	639,255	1,611,230
519200	FICA Contribution	773,143	0	0	182,791	75,780	803,169	1,834,883
519300	Health Insurance Contribution	1,409,046	0	0	317,891	158,711	1,376,857	3,262,505
519400	Life Insurance Contribution	11,516	0	0	3,973	1,429	16,396	33,314
519800	Workers Compensation	0	0	0	16,837	6,058	69,458	92,353
	SUBTOTAL BENEFITS	**2,979,581**	**0**	**0**	**644,678**	**304,891**	**2,905,135**	**6,834,285**
	TOTAL PERSONAL SERVICES	**15,721,621**	**0**	**0**	**4,618,350**	**1,734,701**	**19,296,275**	**41,370,947**
521000	Operating Expense	1,283,288	0	0	0	1,640,790	0	2,924,078
530000	Supplies & Materials	0	0	0	0	346,705	0	346,705
540000	Travel	12,500	0	0	0	60,807	0	73,307
550000	Capital Outlay	600,000	0	0	0	35,983	0	635,983
	TOTAL NET OPERATING EXPENSES	**1,895,788**	**0**	**0**	**0**	**2,084,285**	**0**	**3,980,073**
	SUB PROGRAM TOTAL	**17,617,409**	**0**	**0**	**4,618,350**	**3,818,986**	**19,296,275**	**45,351,020**

EXPENDITURE SUMMARY
2018-2019 GENERAL OPERATING BUDGET
UNIVERSITY OF NEBRASKA MEDICAL CENTER

SUBPROGRAM #/NAME 54 College of Public Health

		UNRESTRICTED	DESIGNATED AND/OR RESTRICTED					
ACCOUNT	**DESCRIPTION**	**STATE AND UNIVERSITY GENERATED**	**CASH**	**REVOLVING**	**FEDERAL**	**AUXILIARIES AND SERVICES**	**TRUST**	**TOTAL**
511000 FACULTY								
	Professor	1,568,368	0	0	223,410	3,209	414,033	2,209,020
	Associate Professor	2,119,328	0	0	171,852	3,400	586,626	2,881,206
	Assistant Professor	1,029,805	0	0	9,935	0	405,005	1,444,745
	Instructor	182,089	0	0	4,641	0	164,135	350,865
	Other	0	0	0	0	0	107,000	107,000
	SUBTOTAL FACULTY	**4,899,590**	**0**	**0**	**409,838**	**6,609**	**1,676,799**	**6,992,836**
512100	Other Administrators	550,616	0	0	0	0	26,945	577,561
512000	Chairpersons	198,422	0	0	0	0	0	198,422
513000	Managerial/Professional	1,785,480	0	0	309,751	62,094	846,529	3,003,854
514000	Clerical/Technical/Service	564,641	0	0	0	88,385	150,279	803,305
515000	Other Academic	49,518	0	0	0	0	48,978	98,496
	SUBTOTAL NONFACULTY	**3,148,677**	**0**	**0**	**309,751**	**150,479**	**1,072,731**	**4,681,638**
	SUBTOTAL SALARIES & WAGES	**8,048,267**	**0**	**0**	**719,589**	**157,088**	**2,749,530**	**11,674,474**
519100	Retirement Contribution	478,839	0	0	22,307	6,913	109,019	617,078
519200	FICA Contribution	464,111	0	0	33,098	8,325	136,972	642,506
519300	Health Insurance Contribution	869,285	0	0	57,567	17,437	234,809	1,179,098
519400	Life Insurance Contribution	7,364	0	0	721	158	2,795	11,038
519800	Workers Compensation	0	0	0	3,049	666	11,845	15,560
	SUBTOTAL BENEFITS	**1,819,599**	**0**	**0**	**116,742**	**33,499**	**495,440**	**2,465,280**
	TOTAL PERSONAL SERVICES	**9,867,866**	**0**	**0**	**836,331**	**190,587**	**3,244,970**	**14,139,754**
521000	Operating Expense	121,026	0	0	0	165,279	0	286,305
530000	Supplies & Materials	7,000	0	0	0	0	0	7,000
540000	Travel	6,000	0	0	0	0	0	6,000
	TOTAL NET OPERATING EXPENSES	**134,026**	**0**	**0**	**0**	**165,279**	**0**	**299,305**
	SUB PROGRAM TOTAL	**10,001,892**	**0**	**0**	**836,331**	**355,866**	**3,244,970**	**14,439,059**

EXPENDITURE SUMMARY
2018-2019 GENERAL OPERATING BUDGET
UNIVERSITY OF NEBRASKA MEDICAL CENTER

SUBPROGRAM #/NAME 55 Munroe-Meyer Institute

		UNRESTRICTED	DESIGNATED AND/OR RESTRICTED					
ACCOUNT	**DESCRIPTION**	**STATE AND UNIVERSITY GENERATED**	**CASH**	**REVOLVING**	**FEDERAL**	**AUXILIARIES AND SERVICES**	**TRUST**	**TOTAL**
511000	FACULTY							
	Professor	0	263,924	0	584,412	532,771	528,823	1,909,930
	Associate Professor	0	5,348	0	254,614	221,082	420,170	901,214
	Assistant Professor	0	341,049	0	367,793	200,754	761,461	1,671,057
	Instructor	0	0	0	57,459	0	29,223	86,682
	Other	0	-64,415	0	0	5,000	0	-59,415
	SUBTOTAL FACULTY	**0**	**545,906**	**0**	**1,264,278**	**959,607**	**1,739,677**	**4,509,468**
512100	Other Administrators	0	0	0	276,757	0	10,564	287,321
512000	Chairpersons	0	8,000	0	0	0	0	8,000
513000	Managerial/Professional	0	3,654,824	0	543,572	2,382,056	3,293,508	9,873,960
514000	Clerical/Technical/Service	0	1,498,974	0	117,171	614,859	292,479	2,523,483
515000	Other Academic	0	45,385	0	152,087	41,786	4,719	243,977
516000	Student Wages	0	29,367	0	0	0	0	29,367
	SUBTOTAL NONFACULTY	**0**	**5,236,550**	**0**	**1,089,587**	**3,038,701**	**3,601,270**	**12,966,108**
	SUBTOTAL SALARIES & WAGES	**0**	**5,782,456**	**0**	**2,353,865**	**3,998,308**	**5,340,947**	**17,475,576**
519100	Retirement Contribution	0	375,809	0	72,971	175,926	208,296	833,002
519200	FICA Contribution	0	364,245	0	108,276	211,909	261,704	946,134
519300	Health Insurance Contribution	0	682,237	0	188,306	443,810	448,640	1,762,993
519400	Life Insurance Contribution	0	5,781	0	2,355	3,997	5,337	17,470
519800	Workers Compensation	0	0	0	9,974	16,942	22,629	49,545
	SUBTOTAL BENEFITS	**0**	**1,428,072**	**0**	**381,882**	**852,584**	**946,606**	**3,609,144**
	TOTAL PERSONAL SERVICES	**0**	**7,210,528**	**0**	**2,735,747**	**4,850,892**	**6,287,553**	**21,084,720**
521000	Operating Expense	0	1,355,613	0	0	347,163	0	1,702,776
530000	Supplies & Materials	0	498,859	0	0	23,997	0	522,856
540000	Travel	0	10,000	0	0	58,379	0	68,379
550000	Capital Outlay	0	125,000	0	0	0	0	125,000
	TOTAL NET OPERATING EXPENSES	**0**	**1,989,472**	**0**	**0**	**429,539**	**0**	**2,419,011**
	SUB PROGRAM TOTAL	**0**	**9,200,000**	**0**	**2,735,747**	**5,280,431**	**6,287,553**	**23,503,731**

EXPENDITURE SUMMARY
2018-2019 GENERAL OPERATING BUDGET
UNIVERSITY OF NEBRASKA MEDICAL CENTER

SUBPROGRAM #/NAME 56 Dental Clinic

		UNRESTRICTED	DESIGNATED AND/OR RESTRICTED					
ACCOUNT	DESCRIPTION	STATE AND UNIVERSITY GENERATED	CASH	REVOLVING	FEDERAL	AUXILIARIES AND SERVICES	TRUST	TOTAL
	Assistant Professor	0	212,726	0	0	0	0	212,726
	Instructor	0	364,831	0	0	0	0	364,831
	SUBTOTAL FACULTY	**0**	**577,557**	**0**	**0**	**0**	**0**	**577,557**
512100	Other Administrators	0	22,727	0	0	5,000	0	27,727
513000	Managerial/Professional	0	918,597	0	0	0	0	918,597
514000	Clerical/Technical/Service	0	2,685,414	0	0	41,148	0	2,726,562
515000	Other Academic	0	41,786	0	0	0	0	41,786
	SUBTOTAL NONFACULTY	**0**	**3,668,524**	**0**	**0**	**46,148**	**0**	**3,714,672**
	SUBTOTAL SALARIES & WAGES	**0**	**4,246,081**	**0**	**0**	**46,148**	**0**	**4,292,229**
519100	Retirement Contribution	0	275,996	0	0	2,031	0	278,027
519200	FICA Contribution	0	267,502	0	0	2,446	0	269,948
519300	Health Insurance Contribution	0	501,039	0	0	5,122	0	506,161
519400	Life Insurance Contribution	0	4,245	0	0	46	0	4,291
519800	Workers Compensation	0	0	0	0	196	0	196
	SUBTOTAL BENEFITS	**0**	**1,048,782**	**0**	**0**	**9,841**	**0**	**1,058,623**
	TOTAL PERSONAL SERVICES	**0**	**5,294,863**	**0**	**0**	**55,989**	**0**	**5,350,852**
521000	Operating Expense	0	1,566,508	0	0	0	0	1,566,508
530000	Supplies & Materials	0	1,440,144	0	0	0	0	1,440,144
550000	Capital Outlay	0	198,485	0	0	0	0	198,485
	TOTAL NET OPERATING EXPENSES	**0**	**3,205,137**	**0**	**0**	**0**	**0**	**3,205,137**
	SUB PROGRAM TOTAL	**0**	**8,500,000**	**0**	**0**	**55,989**	**0**	**8,555,989**

EXPENDITURE SUMMARY
2018-2019 GENERAL OPERATING BUDGET
UNIVERSITY OF NEBRASKA MEDICAL CENTER

SUBPROGRAM #/NAME 57 Tobacco Fund Research

		UNRESTRICTED	DESIGNATED AND/OR RESTRICTED					
ACCOUNT	**DESCRIPTION**	**STATE AND UNIVERSITY GENERATED**	**CASH**	**REVOLVING**	**FEDERAL**	**AUXILIARIES AND SERVICES**	**TRUST**	**TOTAL**
511000 FACULTY								
	Assistant Professor	0	1,945,410	0	0	0	0	1,945,410
	SUBTOTAL FACULTY	**0**	**1,945,410**	**0**	**0**	**0**	**0**	**1,945,410**
513000	Managerial/Professional	0	2,220,460	0	0	0	0	2,220,460
514000	Clerical/Technical/Service	0	538,174	0	0	0	0	538,174
515000	Other Academic	0	967,034	0	0	0	0	967,034
	SUBTOTAL NONFACULTY	**0**	**3,725,668**	**0**	**0**	**0**	**0**	**3,725,668**
	SUBTOTAL SALARIES & WAGES	**0**	**5,671,078**	**0**	**0**	**0**	**0**	**5,671,078**
519100	Retirement Contribution	0	221,528	0	0	0	0	221,528
519200	FICA Contribution	0	300,859	0	0	0	0	300,859
519300	Health Insurance Contribution	0	391,625	0	0	0	0	391,625
519400	Life Insurance Contribution	0	3,384	0	0	0	0	3,384
519800	Workers Compensation	0	24,099	0	0	0	0	24,099
	SUBTOTAL BENEFITS	**0**	**941,495**	**0**	**0**	**0**	**0**	**941,495**
	TOTAL PERSONAL SERVICES	**0**	**6,612,573**	**0**	**0**	**0**	**0**	**6,612,573**
521000	Operating Expense	0	5,187,427	0	0	0	0	5,187,427
	TOTAL NET OPERATING EXPENSES	**0**	**5,187,427**	**0**	**0**	**0**	**0**	**5,187,427**
	SUB PROGRAM TOTAL	**0**	**11,800,000**	**0**	**0**	**0**	**0**	**11,800,000**

EXPENDITURE SUMMARY
2018-2019 GENERAL OPERATING BUDGET
UNIVERSITY OF NEBRASKA MEDICAL CENTER

SUBPROGRAM #/NAME 71 UNMC/Eppley Center Cancer Research & Care

		UNRESTRICTED	DESIGNATED AND/OR RESTRICTED					
ACCOUNT	**DESCRIPTION**	**STATE AND UNIVERSITY GENERATED**	**CASH**	**REVOLVING**	**FEDERAL**	**AUXILIARIES AND SERVICES**	**TRUST**	**TOTAL**
511000 FACULTY								
	Professor	142,398	0	0	0	0	54,340	196,738
	Associate Professor	0	0	0	0	0	16,067	16,067
	Assistant Professor	0	0	0	0	0	132,771	132,771
	Instructor	0	0	0	0	0	44,322	44,322
	SUBTOTAL FACULTY	**142,398**	**0**	**0**	**0**	**0**	**247,500**	**389,898**
512100	Other Administrators	70,655	0	0	0	0	10,000	80,655
512000	Chairpersons	0	0	0	0	0	31,061	31,061
513000	Managerial/Professional	185,625	0	0	0	0	310,129	495,754
514000	Clerical/Technical/Service	14,815	0	0	0	0	61,135	75,950
515000	Other Academic	0	0	0	0	0	34,679	34,679
	SUBTOTAL NONFACULTY	**271,095**	**0**	**0**	**0**	**0**	**447,004**	**718,099**
	SUBTOTAL SALARIES & WAGES	**413,493**	**0**	**0**	**0**	**0**	**694,504**	**1,107,997**
519100	Retirement Contribution	0	0	0	0	0	27,085	27,085
519200	FICA Contribution	0	0	0	0	0	34,030	34,030
519300	Health Insurance Contribution	0	0	0	0	0	58,339	58,339
519400	Life Insurance Contribution	0	0	0	0	0	693	693
519800	Workers Compensation	0	0	0	0	0	2,942	2,942
	SUBTOTAL BENEFITS	**0**	**0**	**0**	**0**	**0**	**123,089**	**123,089**
	TOTAL PERSONAL SERVICES	**413,493**	**0**	**0**	**0**	**0**	**817,593**	**1,231,086**
	SUB PROGRAM TOTAL	**413,493**	**0**	**0**	**0**	**0**	**817,593**	**1,231,086**

EXPENDITURE SUMMARY
2018-2019 GENERAL OPERATING BUDGET
UNIVERSITY OF NEBRASKA MEDICAL CENTER

SUBPROGRAM #/NAME 82 Munroe-Meyer State Support

		UNRESTRICTED	DESIGNATED AND/OR RESTRICTED					
ACCOUNT	**DESCRIPTION**	**STATE AND UNIVERSITY GENERATED**	**CASH**	**REVOLVING**	**FEDERAL**	**AUXILIARIES AND SERVICES**	**TRUST**	**TOTAL**
511000 FACULTY								
	Professor	801,284	0	0	0	0	0	801,284
	Associate Professor	375,482	0	0	0	0	0	375,482
	Assistant Professor	549,189	0	0	0	0	0	549,189
	Other	-42,404	0	0	0	0	0	-42,404
	SUBTOTAL FACULTY	**1,683,551**	**0**	**0**	**0**	**0**	**0**	**1,683,551**
512100	Other Administrators	364,878	0	0	0	0	0	364,878
512000	Chairpersons	4,000	0	0	0	0	0	4,000
513000	Managerial/Professional	902,646	0	0	0	0	0	902,646
514000	Clerical/Technical/Service	832,548	0	0	0	0	0	832,548
515000	Other Academic	200,000	0	0	0	0	0	200,000
	SUBTOTAL NONFACULTY	**2,304,072**	**0**	**0**	**0**	**0**	**0**	**2,304,072**
	SUBTOTAL SALARIES & WAGES	**3,987,623**	**0**	**0**	**0**	**0**	**0**	**3,987,623**
519100	Retirement Contribution	241,274	0	0	0	0	0	241,274
519200	FICA Contribution	233,851	0	0	0	0	0	233,851
519300	Health Insurance Contribution	438,007	0	0	0	0	0	438,007
519400	Life Insurance Contribution	3,712	0	0	0	0	0	3,712
	SUBTOTAL BENEFITS	**916,844**	**0**	**0**	**0**	**0**	**0**	**916,844**
	TOTAL PERSONAL SERVICES	**4,904,467**	**0**	**0**	**0**	**0**	**0**	**4,904,467**
	TOTAL NET OPERATING EXPENSES	**0**	**0**	**0**	**0**	**0**	**0**	**0**
	SUB PROGRAM TOTAL	**4,904,467**	**0**	**0**	**0**	**0**	**0**	**4,904,467**

EXPENDITURE SUMMARY
2018-2019 GENERAL OPERATING BUDGET
UNIVERSITY OF NEBRASKA MEDICAL CENTER

SUBPROGRAM #/NAME 83 College of Medicine Clinical

		UNRESTRICTED	DESIGNATED AND/OR RESTRICTED					
ACCOUNT	**DESCRIPTION**	**STATE AND UNIVERSITY GENERATED**	**CASH**	**REVOLVING**	**FEDERAL**	**AUXILIARIES AND SERVICES**	**TRUST**	**TOTAL**
511000 FACULTY								
	Professor	0	0	0	0	0	4,295,025	4,295,025
	Associate Professor	0	0	0	0	0	5,179,718	5,179,718
	Assistant Professor	0	0	0	0	0	10,218,398	10,218,398
	Instructor	0	0	0	0	0	480,837	480,837
	Other	0	0	0	0	0	40,088	40,088
	SUBTOTAL FACULTY	**0**	**0**	**0**	**0**	**0**	**20,214,066**	**20,214,066**
512100	Other Administrators	0	0	0	0	0	146,238	146,238
512000	Chairpersons	0	0	0	0	0	205,675	205,675
513000	Managerial/Professional	0	0	0	0	0	2,511,144	2,511,144
514000	Clerical/Technical/Service	0	0	0	0	0	2,244,991	2,244,991
515000	Other Academic	0	0	0	0	0	92,480	92,480
	SUBTOTAL NONFACULTY	**0**	**0**	**0**	**0**	**0**	**5,200,528**	**5,200,528**
	SUBTOTAL SALARIES & WAGES	**0**	**0**	**0**	**0**	**0**	**25,414,594**	**25,414,594**
519100	Retirement Contribution	0	0	0	0	0	993,563	993,563
519200	FICA Contribution	0	0	0	0	0	1,248,328	1,248,328
519300	Health Insurance Contribution	0	0	0	0	0	2,139,987	2,139,987
519400	Life Insurance Contribution	0	0	0	0	0	25,477	25,477
519800	Workers Compensation	0	0	0	0	0	107,949	107,949
	SUBTOTAL BENEFITS	**0**	**0**	**0**	**0**	**0**	**4,515,304**	**4,515,304**
	TOTAL PERSONAL SERVICES	**0**	**0**	**0**	**0**	**0**	**29,929,898**	**29,929,898**
	SUB PROGRAM TOTAL	**0**	**0**	**0**	**0**	**0**	**29,929,898**	**29,929,898**

EXPENDITURE SUMMARY
2018-2019 GENERAL OPERATING BUDGET
UNIVERSITY OF NEBRASKA MEDICAL CENTER

SUBPROGRAM #/NAME 84 College of Medicine Clinical

		UNRESTRICTED	DESIGNATED AND/OR RESTRICTED					
ACCOUNT	**DESCRIPTION**	**STATE AND UNIVERSITY GENERATED**	**CASH**	**REVOLVING**	**FEDERAL**	**AUXILIARIES AND SERVICES**	**TRUST**	**TOTAL**
511000 FACULTY								
	Professor	0	0	0	0	0	4,454,043	4,454,043
	Associate Professor	0	0	0	0	0	4,260,562	4,260,562
	Assistant Professor	0	0	0	0	0	3,506,114	3,506,114
	Instructor	0	0	0	0	0	422,576	422,576
	Other	0	0	0	0	0	204,027	204,027
	SUBTOTAL FACULTY	**0**	**0**	**0**	**0**	**0**	**12,847,322**	**12,847,322**
512100	Other Administrators	0	0	0	0	0	153,498	153,498
512000	Chairpersons	0	0	0	0	0	496,422	496,422
513000	Managerial/Professional	0	0	0	0	0	509,803	509,803
514000	Clerical/Technical/Service	0	0	0	0	0	1,520,858	1,520,858
515000	Other Academic	0	0	0	0	0	177,369	177,369
	SUBTOTAL NONFACULTY	**0**	**0**	**0**	**0**	**0**	**2,857,950**	**2,857,950**
	SUBTOTAL SALARIES & WAGES	**0**	**0**	**0**	**0**	**0**	**15,705,272**	**15,705,272**
519100	Retirement Contribution	0	0	0	0	0	614,396	614,396
519200	FICA Contribution	0	0	0	0	0	771,934	771,934
519300	Health Insurance Contribution	0	0	0	0	0	1,323,315	1,323,315
519400	Life Insurance Contribution	0	0	0	0	0	15,754	15,754
519800	Workers Compensation	0	0	0	0	0	66,753	66,753
	SUBTOTAL BENEFITS	**0**	**0**	**0**	**0**	**0**	**2,792,152**	**2,792,152**
	TOTAL PERSONAL SERVICES	**0**	**0**	**0**	**0**	**0**	**18,497,424**	**18,497,424**
	SUB PROGRAM TOTAL	**0**	**0**	**0**	**0**	**0**	**18,497,424**	**18,497,424**

EXPENDITURE SUMMARY
2018-2019 GENERAL OPERATING BUDGET
UNIVERSITY OF NEBRASKA MEDICAL CENTER

SUBPROGRAM #/NAME 96 Stores/Services

		UNRESTRICTED	DESIGNATED AND/OR RESTRICTED					
ACCOUNT	DESCRIPTION	STATE AND UNIVERSITY GENERATED	CASH	REVOLVING	FEDERAL	AUXILIARIES AND SERVICES	TRUST	TOTAL
512100	Other Administrators	0	0	0	0	443,917	0	443,917
513000	Managerial/Professional	0	0	0	0	1,415,739	0	1,415,739
514000	Clerical/Technical/Service	0	0	0	0	652,206	0	652,206
	SUBTOTAL NONFACULTY	**0**	**0**	**0**	**0**	**2,511,862**	**0**	**2,511,862**
	SUBTOTAL SALARIES & WAGES	**0**	**0**	**0**	**0**	**2,511,862**	**0**	**2,511,862**
519100	Retirement Contribution	0	0	0	0	110,522	0	110,522
519200	FICA Contribution	0	0	0	0	133,130	0	133,130
519300	Health Insurance Contribution	0	0	0	0	278,816	0	278,816
519400	Life Insurance Contribution	0	0	0	0	2,512	0	2,512
519800	Workers Compensation	0	0	0	0	10,644	0	10,644
	SUBTOTAL BENEFITS	**0**	**0**	**0**	**0**	**535,624**	**0**	**535,624**
	TOTAL PERSONAL SERVICES	**0**	**0**	**0**	**0**	**3,047,486**	**0**	**3,047,486**
521000	Operating Expense	0	0	0	0	259,222	0	259,222
530000	Supplies & Materials	0	0	0	0	116,616	0	116,616
540000	Travel	0	0	0	0	1,478	0	1,478
550000	Capital Outlay	0	0	0	0	800	0	800
560000	Government Aid	0	0	0	0	382,956	0	382,956
570000	Cost of Goods Sold	0	0	0	0	298,404	0	298,404
	TOTAL NET OPERATING EXPENSES	**0**	**0**	**0**	**0**	**1,059,476**	**0**	**1,059,476**
	SUB PROGRAM TOTAL	**0**	**0**	**0**	**0**	**4,106,962**	**0**	**4,106,962**

EXPENDITURE SUMMARY
2018-2019 GENERAL OPERATING BUDGET
UNIVERSITY OF NEBRASKA MEDICAL CENTER

SUBPROGRAM #/NAME 97 Clearing Centers

		UNRESTRICTED	DESIGNATED AND/OR RESTRICTED					
ACCOUNT	**DESCRIPTION**	**STATE AND UNIVERSITY GENERATED**	**CASH**	**REVOLVING**	**FEDERAL**	**AUXILIARIES AND SERVICES**	**TRUST**	**TOTAL**
511000 FACULTY								
	Professor	0	0	0	0	16,934	0	16,934
	Assistant Professor	0	0	0	0	86,972	0	86,972
	SUBTOTAL FACULTY	**0**	**0**	**0**	**0**	**103,906**	**0**	**103,906**
512100	Other Administrators	0	0	0	0	10,957	0	10,957
513000	Managerial/Professional	0	0	0	0	303,044	0	303,044
514000	Clerical/Technical/Service	0	0	0	0	78,720	0	78,720
	SUBTOTAL NONFACULTY	**0**	**0**	**0**	**0**	**392,721**	**0**	**392,721**
	SUBTOTAL SALARIES & WAGES	**0**	**0**	**0**	**0**	**496,627**	**0**	**496,627**
519100	Retirement Contribution	0	0	0	0	21,852	0	21,852
519200	FICA Contribution	0	0	0	0	26,321	0	26,321
519300	Health Insurance Contribution	0	0	0	0	55,126	0	55,126
519400	Life Insurance Contribution	0	0	0	0	497	0	497
519800	Workers Compensation	0	0	0	0	2,105	0	2,105
	SUBTOTAL BENEFITS	**0**	**0**	**0**	**0**	**105,901**	**0**	**105,901**
	TOTAL PERSONAL SERVICES	**0**	**0**	**0**	**0**	**602,528**	**0**	**602,528**
521000	Operating Expense	0	0	0	0	61,924	0	61,924
	TOTAL NET OPERATING EXPENSES	**0**	**0**	**0**	**0**	**61,924**	**0**	**61,924**
	SUB PROGRAM TOTAL	**0**	**0**	**0**	**0**	**664,452**	**0**	**664,452**

EXPENDITURE SUMMARY
2018-2019 GENERAL OPERATING BUDGET
UNIVERSITY OF NEBRASKA MEDICAL CENTER

SUBPROGRAM #/NAME 98 Company Balance Sheets

		UNRESTRICTED	DESIGNATED AND/OR RESTRICTED					
ACCOUNT	DESCRIPTION	STATE AND UNIVERSITY GENERATED	CASH	REVOLVING	FEDERAL	AUXILIARIES AND SERVICES	TRUST	TOTAL
513000	Managerial/Professional	0	0	0	0	108,888	0	108,888
	SUBTOTAL NONFACULTY	**0**	**0**	**0**	**0**	**108,888**	**0**	**108,888**
	SUBTOTAL SALARIES & WAGES	**0**	**0**	**0**	**0**	**108,888**	**0**	**108,888**
519100	Retirement Contribution	0	0	0	0	4,791	0	4,791
519200	FICA Contribution	0	0	0	0	5,771	0	5,771
519300	Health Insurance Contribution	0	0	0	0	12,087	0	12,087
519400	Life Insurance Contribution	0	0	0	0	109	0	109
519800	Workers Compensation	0	0	0	0	462	0	462
	SUBTOTAL BENEFITS	**0**	**0**	**0**	**0**	**23,220**	**0**	**23,220**
	TOTAL PERSONAL SERVICES	**0**	**0**	**0**	**0**	**132,108**	**0**	**132,108**
521000	Operating Expense	0	0	0	124,555,917	46,942,167	109,502,092	281,000,176
570000	Cost of Goods Sold	0	0	0	0	1,000	0	1,000
	TOTAL NET OPERATING EXPENSES	**0**	**0**	**0**	**124,555,917**	**46,943,167**	**109,502,092**	**281,001,176**
	SUB PROGRAM TOTAL	**0**	**0**	**0**	**124,555,917**	**47,075,275**	**109,502,092**	**281,133,284**

EXPENDITURE SUMMARY
2018-2019 GENERAL OPERATING BUDGET
UNIVERSITY OF NEBRASKA AT OMAHA

CAMPUS TOTAL

ACCOUNT	DESCRIPTION	UNRESTRICTED STATE AND UNIVERSITY GENERATED	DESIGNATED AND/OR RESTRICTED CASH	REVOLVING	FEDERAL	AUXILIARIES AND SERVICES	TRUST	TOTAL
511000	FACULTY							
	Professor	13,288,214	0	0	0	0	20,000	13,308,214
	Associate Professor	13,613,417	0	3,075	0	0	0	13,616,492
	Assistant Professor	11,362,032	0	0	152,934	0	0	11,514,966
	Instructor	5,124,630	0	78,827	0	0	81,901	5,285,358
	Other	6,349,020	0	256,696	205,929	0	805,258	7,616,903
	SUBTOTAL FACULTY	**49,737,313**	**0**	**338,598**	**358,863**	**0**	**907,159**	**51,341,933**
512100	Other Administrators	6,720,423	0	210,147	82,723	2,552,721	215,742	9,781,756
512000	Chairpersons	2,784,629	0	0	0	0	0	2,784,629
513000	Managerial/Professional	20,001,181	49,451	4,549,716	1,035,523	2,816,983	1,229,983	29,682,837
514000	Clerical/Technical/Service	11,587,046	0	1,062,899	102,362	2,938,986	201,458	15,892,751
515000	Other Academic	3,199,066	0	104,904	0	90,597	0	3,394,567
516000	Student Wages	972,753	0	345,058	0	1,824,250	0	3,142,061
517000	Supplemental Salaries & Wages	369,691	0	182,015	0	434,699	0	986,405
	SUBTOTAL NONFACULTY	**45,634,789**	**49,451**	**6,454,739**	**1,220,608**	**10,658,236**	**1,647,183**	**65,665,006**
	SUBTOTAL SALARIES & WAGES	**95,372,102**	**49,451**	**6,793,337**	**1,579,471**	**10,658,236**	**2,554,342**	**117,006,939**
519100	Retirement Contribution	6,624,972	3,956	410,418	77,395	419,389	68,846	7,604,976
519200	FICA Contribution	6,602,533	3,632	471,250	83,713	565,785	78,681	7,805,594
519300	Health Insurance Contribution	9,990,701	5,709	868,420	145,311	1,306,039	127,856	12,444,036
519400	Life Insurance Contribution	190,580	72	8,598	1,581	-14,114	1,639	188,356
519700	Unemployment Compensation	34,000	0	0	0	0	0	34,000
519800	Workers Compensation	330,012	0	35,679	0	78,896	0	444,587
	SUBTOTAL BENEFITS	**23,772,798**	**13,369**	**1,794,365**	**308,000**	**2,355,995**	**277,022**	**28,521,549**
	TOTAL PERSONAL SERVICES	**119,144,900**	**62,820**	**8,587,702**	**1,887,471**	**13,014,231**	**2,831,364**	**145,528,488**
521000	Operating Expense	22,484,836	137,180	16,765,271	7,100,529	23,272,495	5,528,136	75,288,447
529000	Utilities	5,981,557	0	0	0	650,000	0	6,631,557
530000	Supplies & Materials	5,009,251	2,500,000	3,680,546	1,768,000	1,352,793	3,880,500	18,191,090
540000	Travel	449,432	0	222,025	331,000	1,998,646	155,000	3,156,103
550000	Capital Outlay	1,323,228	0	442,000	148,000	2,450	130,000	2,045,678
560000	Government Aid	77,716	0	796,456	84,415,000	1,121,000	22,475,000	108,885,172
570000	Cost of Goods Sold	0	0	6,000	0	6,588,385	0	6,594,385
	TOTAL NET OPERATING EXPENSES	**35,326,020**	**2,637,180**	**21,912,298**	**93,762,529**	**34,985,769**	**32,168,636**	**220,792,432**
	CAMPUS TOTAL	**154,470,920**	**2,700,000**	**30,500,000**	**95,650,000**	**48,000,000**	**35,000,000**	**366,320,920**

REVENUE SUMMARY
2018-2019 GENERAL OPERATING BUDGET
UNIVERSITY OF NEBRASKA AT OMAHA

CAMPUS TOTAL

		UNRESTRICTED	DESIGNATED AND/OR RESTRICTED					
							8/7/18	8:08:35AM
ACCOUNT	**DESCRIPTION**	**STATE AND UNIVERSITY GENERATED**	**CASH**	**REVOLVING**	**FEDERAL**	**AUXILIARIES AND SERVICES**	**TRUST**	**TOTAL**
410000	State Appropriation	67,577,041	0	0	0	0	0	67,577,041
TOTAL STATE SUPPORT		**67,577,041**	**0**	**0**	**0**	**0**	**0**	**67,577,041**
460000	Restricted Revenue	0	0	0	95,650,000	0	0	95,650,000
TOTAL FEDERAL FUND		**0**	**0**	**0**	**95,650,000**	**0**	**0**	**95,650,000**
442100	Institutional Student Fee	0	0	4,679,181	0	1,785,165	0	6,464,346
442500	Student Transcript Fees	0	0	130,394	0	0	0	130,394
442810	Other Student Fees	0	0	22,725,802	0	5,352,604	0	28,078,406
450000	Sales and Services	0	0	2,845,387	0	43,083,112	0	45,928,499
459950	Sales & Services/Offset -	0	0	0	0	-5,696,064	0	-5,696,064
461000	Federal Grants & Contract	0	0	119,236	0	13,500	0	132,736
464000	Private Gifts & Contracts	0	0	0	0	3,461,683	0	3,461,683
TOTAL REVOLVING FUND		**0**	**0**	**30,500,000**	**0**	**48,000,000**	**0**	**78,500,000**
460000	Restricted Revenue	0	0	0	0	0	35,000,000	35,000,000
TOTAL TRUST FUND		**0**	**0**	**0**	**0**	**0**	**35,000,000**	**35,000,000**
441100	Undergraduate Resident	61,290,386	0	0	0	0	0	61,290,386
441110	Undergraduate Nonresident	16,378,542	0	0	0	0	0	16,378,542
441120	Undergraduate Audit	2,679	0	0	0	0	0	2,679
441200	Graduate Resident	7,296,199	0	0	0	0	0	7,296,199
441210	Graduate Nonresident	6,541,505	0	0	0	0	0	6,541,505
441220	Graduate Audit	897	0	0	0	0	0	897
441300	Off-Campus Undergraduate	29,889,577	0	0	0	0	0	29,889,577
441320	Offutt Undergraduate	76,304	0	0	0	0	0	76,304
441995	Tuition Transfer Program	-6,669,597	0	0	0	0	0	-6,669,597
TOTAL GROSS TUITION		**114,806,492**	**0**	**0**	**0**	**0**	**0**	**114,806,492**
441001	Tuition Adjustments	-2,543,908	0	0	0	0	0	-2,543,908
441990	Tuition Remissions	-26,042,401	0	0	0	0	0	-26,042,401
441991	Tuition Remissions	1,535,890	0	0	0	0	0	1,535,890
TOTAL TUITION OFFSETS		**-27,050,419**	**0**	**0**	**0**	**0**	**0**	**-27,050,419**
SUBTOTAL NET TUITION (CASH)		**87,756,073**	**0**	**0**	**0**	**0**	**0**	**87,756,073**
442100	Institutional Student Fee	272,000	0	0	0	0	0	272,000
442310	Application Fees - Gradua	122,000	0	0	0	0	0	122,000
442800	Late Payment Fees	324,000	0	0	0	0	0	324,000
442810	Other Student Fees	99,000	0	0	0	0	0	99,000
SUBTOTAL STUDENT FEES		**817,000**	**0**	**0**	**0**	**0**	**0**	**817,000**
430000	Invest Loan/Endowment	534,600	0	0	0	0	0	534,600
461900	Indirect Costs-Federal	120,000	2,700,000	0	0	0	0	2,820,000
490000	Other Revenues	296,000	0	0	0	0	0	296,000
490200	Misc Other Income	20,300	0	0	0	0	0	20,300

REVENUE SUMMARY
2018-2019 GENERAL OPERATING BUDGET
UNIVERSITY OF NEBRASKA AT OMAHA

CAMPUS TOTAL

		UNRESTRICTED	DESIGNATED AND/OR RESTRICTED					8/7/18 8:08:35AM
ACCOUNT	**DESCRIPTION**	**STATE AND UNIVERSITY GENERATED**	**CASH**	**REVOLVING**	**FEDERAL**	**AUXILIARIES AND SERVICES**	**TRUST**	**TOTAL**
833428	U-Wide Debt Svc & Admin S	-2,650,094	0	0	0	0	0	-2,650,094
SUBTOTAL OTHER CASH		**-1,679,194**	**2,700,000**	**0**	**0**	**0**	**0**	**1,837,806**
TOTAL CASH FUND		**86,893,879**	**2,700,000**	**0**	**0**	**0**	**0**	**89,593,879**
TOTAL REVENUE		**154,470,920**	**2,700,000**	**30,500,000**	**95,650,000**	**48,000,000**	**35,000,000**	**366,320,920**

EXPENDITURE SUMMARY
2018-2019 GENERAL OPERATING BUDGET
UNIVERSITY OF NEBRASKA AT OMAHA

SUBPROGRAM #/NAME 01 Academic Affairs

		UNRESTRICTED	DESIGNATED AND/OR RESTRICTED					
ACCOUNT	**DESCRIPTION**	**STATE AND UNIVERSITY GENERATED**	**CASH**	**REVOLVING**	**FEDERAL**	**AUXILIARIES AND SERVICES**	**TRUST**	**TOTAL**
511000 FACULTY								
	Professor	0	0	0	0	0	10,000	10,000
	Assistant Professor	13,000	0	0	0	0	0	13,000
	Other	0	0	0	0	0	576,474	576,474
	SUBTOTAL FACULTY	**13,000**	**0**	**0**	**0**	**0**	**586,474**	**599,474**
512100	Other Administrators	764,253	0	0	0	0	20,000	784,253
513000	Managerial/Professional	678,758	0	0	0	0	364,780	1,043,538
514000	Clerical/Technical/Service	188,614	0	0	0	0	36,279	224,893
	SUBTOTAL NONFACULTY	**1,631,625**	**0**	**0**	**0**	**0**	**421,059**	**2,052,684**
	SUBTOTAL SALARIES & WAGES	**1,644,625**	**0**	**0**	**0**	**0**	**1,007,533**	**2,652,158**
519100	Retirement Contribution	128,273	0	0	0	0	18,754	147,027
519200	FICA Contribution	113,500	0	0	0	0	21,434	134,934
519300	Health Insurance Contribution	194,206	0	0	0	0	34,830	229,036
519400	Life Insurance Contribution	3,306	0	0	0	0	447	3,753
	SUBTOTAL BENEFITS	**439,285**	**0**	**0**	**0**	**0**	**75,465**	**514,750**
	TOTAL PERSONAL SERVICES	**2,083,910**	**0**	**0**	**0**	**0**	**1,082,998**	**3,166,908**
521000	Operating Expense	247,412	0	0	0	0	0	247,412
530000	Supplies & Materials	30,846	0	0	0	0	0	30,846
540000	Travel	44,097	0	0	0	0	0	44,097
	TOTAL NET OPERATING EXPENSES	**322,355**	**0**	**0**	**0**	**0**	**0**	**322,355**
	SUB PROGRAM TOTAL	**2,406,265**	**0**	**0**	**0**	**0**	**1,082,998**	**3,489,263**

EXPENDITURE SUMMARY
2018-2019 GENERAL OPERATING BUDGET
UNIVERSITY OF NEBRASKA AT OMAHA

SUBPROGRAM #/NAME 03 College of Public Affairs and Community Services

		UNRESTRICTED	DESIGNATED AND/OR RESTRICTED					
ACCOUNT	**DESCRIPTION**	**STATE AND UNIVERSITY GENERATED**	**CASH**	**REVOLVING**	**FEDERAL**	**AUXILIARIES AND SERVICES**	**TRUST**	**TOTAL**
511000 FACULTY								
	Professor	2,511,676	0	0	0	0	0	2,511,676
	Associate Professor	1,259,451	0	0	0	0	0	1,259,451
	Assistant Professor	1,282,868	0	0	0	0	0	1,282,868
	Instructor	895,086	0	0	0	0	26,516	921,602
	Other	622,948	0	21,475	0	0	86,784	731,207
	SUBTOTAL FACULTY	**6,572,029**	**0**	**21,475**	**0**	**0**	**113,300**	**6,706,804**
512100	Other Administrators	378,932	0	0	0	0	0	378,932
512000	Chairpersons	505,731	0	0	0	0	0	505,731
513000	Managerial/Professional	1,147,862	0	28,705	113,007	0	208,378	1,497,952
514000	Clerical/Technical/Service	541,514	0	95,309	0	0	16,270	653,093
515000	Other Academic	529,060	0	0	0	0	0	529,060
516000	Student Wages	11,703	0	7,464	0	0	0	19,167
517000	Supplemental Salaries & Wages	24,169	0	0	0	0	0	24,169
	SUBTOTAL NONFACULTY	**3,138,971**	**0**	**131,478**	**113,007**	**0**	**224,648**	**3,608,104**
	SUBTOTAL SALARIES & WAGES	**9,711,000**	**0**	**152,953**	**113,007**	**0**	**337,948**	**10,314,908**
519100	Retirement Contribution	696,236	0	9,107	5,537	0	7,358	718,238
519200	FICA Contribution	670,375	0	9,352	5,989	0	8,410	694,126
519300	Health Insurance Contribution	1,061,751	0	24,717	10,397	0	13,666	1,110,531
519400	Life Insurance Contribution	18,015	0	185	113	0	175	18,488
519800	Workers Compensation	0	0	804	0	0	0	804
	SUBTOTAL BENEFITS	**2,446,377**	**0**	**44,165**	**22,036**	**0**	**29,609**	**2,542,187**
	TOTAL PERSONAL SERVICES	**12,157,377**	**0**	**197,118**	**135,043**	**0**	**367,557**	**12,857,095**
521000	Operating Expense	270,010	0	1,202,025	0	0	0	1,472,035
530000	Supplies & Materials	693,866	0	53,488	0	0	0	747,354
540000	Travel	56,618	0	134,000	0	0	0	190,618
560000	Government Aid	28,178	0	0	0	0	0	28,178
	TOTAL NET OPERATING EXPENSES	**1,048,672**	**0**	**1,389,513**	**0**	**0**	**0**	**2,438,185**
	SUB PROGRAM TOTAL	**13,206,049**	**0**	**1,586,631**	**135,043**	**0**	**367,557**	**15,295,280**

EXPENDITURE SUMMARY
2018-2019 GENERAL OPERATING BUDGET
UNIVERSITY OF NEBRASKA AT OMAHA

SUBPROGRAM #/NAME 05 College of Arts and Sciences

		UNRESTRICTED	DESIGNATED AND/OR RESTRICTED					
ACCOUNT	**DESCRIPTION**	**STATE AND UNIVERSITY GENERATED**	**CASH**	**REVOLVING**	**FEDERAL**	**AUXILIARIES AND SERVICES**	**TRUST**	**TOTAL**
511000 FACULTY								
	Professor	4,551,412	0	0	0	0	0	4,551,412
	Associate Professor	5,161,257	0	0	0	0	0	5,161,257
	Assistant Professor	2,943,583	0	0	0	0	0	2,943,583
	Instructor	813,627	0	0	0	0	0	813,627
	Other	1,053,840	0	37,017	0	0	41,500	1,132,357
	SUBTOTAL FACULTY	**14,523,719**	**0**	**37,017**	**0**	**0**	**41,500**	**14,602,236**
512100	Other Administrators	400,337	0	0	0	0	0	400,337
512000	Chairpersons	832,239	0	0	0	0	0	832,239
513000	Managerial/Professional	887,764	0	154,373	0	0	144,375	1,186,512
514000	Clerical/Technical/Service	948,745	0	76,998	0	0	77,993	1,103,736
515000	Other Academic	1,005,610	0	0	0	0	0	1,005,610
516000	Student Wages	195,778	0	83,092	0	0	0	278,870
517000	Supplemental Salaries & Wages	30,525	0	101,750	0	0	0	132,275
	SUBTOTAL NONFACULTY	**4,300,998**	**0**	**416,213**	**0**	**0**	**222,368**	**4,939,579**
	SUBTOTAL SALARIES & WAGES	**18,824,717**	**0**	**453,230**	**0**	**0**	**263,868**	**19,541,815**
519100	Retirement Contribution	1,371,703	0	31,345	0	0	8,861	1,411,909
519200	FICA Contribution	1,298,254	0	40,114	0	0	10,126	1,348,494
519300	Health Insurance Contribution	2,052,329	0	71,142	0	0	16,454	2,139,925
519400	Life Insurance Contribution	35,162	0	549	0	0	211	35,922
519800	Workers Compensation	0	0	2,387	0	0	0	2,387
	SUBTOTAL BENEFITS	**4,757,448**	**0**	**145,537**	**0**	**0**	**35,652**	**4,938,637**
	TOTAL PERSONAL SERVICES	**23,582,165**	**0**	**598,767**	**0**	**0**	**299,520**	**24,480,452**
521000	Operating Expense	288,943	0	430,616	0	0	0	719,559
530000	Supplies & Materials	1,149,732	0	801,652	0	0	0	1,951,384
540000	Travel	64,097	0	16,900	0	0	0	80,997
550000	Capital Outlay	3,930	0	0	0	0	0	3,930
560000	Government Aid	10,368	0	0	0	0	0	10,368
570000	Cost of Goods Sold	0	0	6,000	0	0	0	6,000
	TOTAL NET OPERATING EXPENSES	**1,517,070**	**0**	**1,255,168**	**0**	**0**	**0**	**2,772,238**
	SUB PROGRAM TOTAL	**25,099,235**	**0**	**1,853,935**	**0**	**0**	**299,520**	**27,252,690**

EXPENDITURE SUMMARY
2018-2019 GENERAL OPERATING BUDGET
UNIVERSITY OF NEBRASKA AT OMAHA

SUBPROGRAM #/NAME 06 College of Business Administration

ACCOUNT	DESCRIPTION	UNRESTRICTED STATE AND UNIVERSITY GENERATED	DESIGNATED AND/OR RESTRICTED CASH	REVOLVING	FEDERAL	AUXILIARIES AND SERVICES	TRUST	TOTAL
511000 FACULTY								
	Professor	1,734,964	0	0	0	0	10,000	1,744,964
	Associate Professor	2,445,961	0	0	0	0	0	2,445,961
	Assistant Professor	1,608,872	0	0	0	0	0	1,608,872
	Instructor	839,397	0	0	0	0	0	839,397
	Other	311,315	0	126,604	68,874	0	66,000	572,793
	SUBTOTAL FACULTY	**6,940,509**	**0**	**126,604**	**68,874**	**0**	**76,000**	**7,211,987**
512100	Other Administrators	652,136	0	0	82,723	0	0	734,859
512000	Chairpersons	423,595	0	0	0	0	0	423,595
513000	Managerial/Professional	1,384,182	0	587,832	542,527	0	0	2,514,541
514000	Clerical/Technical/Service	448,761	0	72,963	38,391	0	0	560,115
515000	Other Academic	65,119	0	13,591	0	0	0	78,710
516000	Student Wages	88,746	0	3,818	0	0	0	92,564
	SUBTOTAL NONFACULTY	**3,062,539**	**0**	**678,204**	**663,641**	**0**	**0**	**4,404,384**
	SUBTOTAL SALARIES & WAGES	**10,003,048**	**0**	**804,808**	**732,515**	**0**	**76,000**	**11,616,371**
519100	Retirement Contribution	764,831	0	55,195	35,894	0	0	855,920
519200	FICA Contribution	691,407	0	57,685	38,824	0	0	787,916
519300	Health Insurance Contribution	1,128,423	0	101,620	67,391	0	0	1,297,434
519400	Life Insurance Contribution	18,684	0	937	734	0	0	20,355
519800	Workers Compensation	0	0	4,239	0	0	0	4,239
	SUBTOTAL BENEFITS	**2,603,345**	**0**	**219,676**	**142,843**	**0**	**0**	**2,965,864**
	TOTAL PERSONAL SERVICES	**12,606,393**	**0**	**1,024,484**	**875,358**	**0**	**76,000**	**14,582,235**
521000	Operating Expense	242,864	0	1,206,763	0	0	0	1,449,627
530000	Supplies & Materials	428,994	0	152,000	0	0	0	580,994
540000	Travel	47,536	0	30,000	0	0	0	77,536
550000	Capital Outlay	11,239	0	12,000	0	0	0	23,239
	TOTAL NET OPERATING EXPENSES	**730,633**	**0**	**1,400,763**	**0**	**0**	**0**	**2,131,396**
	SUB PROGRAM TOTAL	**13,337,026**	**0**	**2,425,247**	**875,358**	**0**	**76,000**	**16,713,631**

EXPENDITURE SUMMARY
2018-2019 GENERAL OPERATING BUDGET
UNIVERSITY OF NEBRASKA AT OMAHA

SUBPROGRAM #/NAME 07 College of Communication, Fine Arts and Media

		UNRESTRICTED	DESIGNATED AND/OR RESTRICTED					
ACCOUNT	**DESCRIPTION**	**STATE AND UNIVERSITY GENERATED**	**CASH**	**REVOLVING**	**FEDERAL**	**AUXILIARIES AND SERVICES**	**TRUST**	**TOTAL**
511000 FACULTY								
	Professor	1,550,082	0	0	0	0	0	1,550,082
	Associate Professor	840,735	0	0	0	0	0	840,735
	Assistant Professor	1,159,395	0	0	0	0	0	1,159,395
	Instructor	614,775	0	78,827	0	0	0	693,602
	Other	756,299	0	0	0	0	0	756,299
	SUBTOTAL FACULTY	**4,921,286**	**0**	**78,827**	**0**	**0**	**0**	**5,000,113**
512100	Other Administrators	441,061	0	0	0	0	0	441,061
512000	Chairpersons	348,618	0	0	0	0	0	348,618
513000	Managerial/Professional	950,004	0	162,969	0	0	0	1,112,973
514000	Clerical/Technical/Service	383,180	0	63,998	0	0	0	447,178
515000	Other Academic	203,849	0	0	0	0	0	203,849
516000	Student Wages	49,400	0	5,690	0	0	0	55,090
	SUBTOTAL NONFACULTY	**2,376,112**	**0**	**232,657**	**0**	**0**	**0**	**2,608,769**
	SUBTOTAL SALARIES & WAGES	**7,297,398**	**0**	**311,484**	**0**	**0**	**0**	**7,608,882**
519100	Retirement Contribution	507,153	0	16,194	0	0	0	523,347
519200	FICA Contribution	504,146	0	19,835	0	0	0	523,981
519300	Health Insurance Contribution	783,368	0	20,829	0	0	0	804,197
519400	Life Insurance Contribution	13,203	0	362	0	0	0	13,565
519800	Workers Compensation	0	0	1,489	0	0	0	1,489
	SUBTOTAL BENEFITS	**1,807,870**	**0**	**58,709**	**0**	**0**	**0**	**1,866,579**
	TOTAL PERSONAL SERVICES	**9,105,268**	**0**	**370,193**	**0**	**0**	**0**	**9,475,461**
521000	Operating Expense	318,377	0	505,526	0	0	87,125	911,028
530000	Supplies & Materials	491,482	0	189,660	0	0	20,500	701,642
540000	Travel	40,023	0	0	0	0	0	40,023
550000	Capital Outlay	15,000	0	0	0	0	0	15,000
560000	Government Aid	2,453	0	0	0	0	0	2,453
	TOTAL NET OPERATING EXPENSES	**867,335**	**0**	**695,186**	**0**	**0**	**107,625**	**1,670,146**
	SUB PROGRAM TOTAL	**9,972,603**	**0**	**1,065,379**	**0**	**0**	**107,625**	**11,145,607**

EXPENDITURE SUMMARY
2018-2019 GENERAL OPERATING BUDGET
UNIVERSITY OF NEBRASKA AT OMAHA

SUBPROGRAM #/NAME 08 College of Information Science and Technology

		UNRESTRICTED	DESIGNATED AND/OR RESTRICTED					
ACCOUNT	**DESCRIPTION**	**STATE AND UNIVERSITY GENERATED**	**CASH**	**REVOLVING**	**FEDERAL**	**AUXILIARIES AND SERVICES**	**TRUST**	**TOTAL**
511000 FACULTY								
	Professor	1,738,220	0	0	0	0	0	1,738,220
	Associate Professor	1,683,190	0	0	0	0	0	1,683,190
	Assistant Professor	1,699,398	0	0	0	0	0	1,699,398
	Instructor	163,103	0	0	0	0	0	163,103
	Other	572,355	0	10,000	0	0	34,500	616,855
	SUBTOTAL FACULTY	**5,856,266**	**0**	**10,000**	**0**	**0**	**34,500**	**5,900,766**
512100	Other Administrators	409,859	0	0	0	0	48,921	458,780
512000	Chairpersons	278,315	0	0	0	0	0	278,315
513000	Managerial/Professional	662,700	0	0	0	0	110,596	773,296
514000	Clerical/Technical/Service	161,157	0	0	0	0	0	161,157
515000	Other Academic	265,258	0	0	0	0	0	265,258
516000	Student Wages	71,243	0	0	0	0	0	71,243
	SUBTOTAL NONFACULTY	**1,848,532**	**0**	**0**	**0**	**0**	**159,517**	**2,008,049**
	SUBTOTAL SALARIES & WAGES	**7,704,798**	**0**	**10,000**	**0**	**0**	**194,017**	**7,908,815**
519100	Retirement Contribution	591,614	0	470	0	0	6,700	598,784
519200	FICA Contribution	531,216	0	660	0	0	7,656	539,532
519300	Health Insurance Contribution	874,945	0	970	0	0	12,442	888,357
519400	Life Insurance Contribution	15,084	0	10	0	0	160	15,254
519800	Workers Compensation	0	0	53	0	0	0	53
	SUBTOTAL BENEFITS	**2,012,859**	**0**	**2,163**	**0**	**0**	**26,958**	**2,041,980**
	TOTAL PERSONAL SERVICES	**9,717,657**	**0**	**12,163**	**0**	**0**	**220,975**	**9,950,795**
521000	Operating Expense	664,615	0	417,472	0	0	0	1,082,087
530000	Supplies & Materials	240,557	0	118,981	0	0	0	359,538
540000	Travel	52,498	0	0	0	0	0	52,498
560000	Government Aid	9,209	0	0	0	0	0	9,209
	TOTAL NET OPERATING EXPENSES	**966,879**	**0**	**536,453**	**0**	**0**	**0**	**1,503,332**
	SUB PROGRAM TOTAL	**10,684,536**	**0**	**548,616**	**0**	**0**	**220,975**	**11,454,127**

EXPENDITURE SUMMARY
2018-2019 GENERAL OPERATING BUDGET
UNIVERSITY OF NEBRASKA AT OMAHA

SUBPROGRAM #/NAME 10 College of Education

ACCOUNT	DESCRIPTION	UNRESTRICTED STATE AND UNIVERSITY GENERATED	DESIGNATED AND/OR RESTRICTED CASH	REVOLVING	FEDERAL	AUXILIARIES AND SERVICES	TRUST	TOTAL
511000 FACULTY								
	Professor	1,053,556	0	0	0	0	0	1,053,556
	Associate Professor	1,343,028	0	0	0	0	0	1,343,028
	Assistant Professor	2,133,492	0	0	152,934	0	0	2,286,426
	Instructor	1,447,156	0	0	0	0	55,385	1,502,541
	Other	263,254	0	61,600	137,055	0	0	461,909
	SUBTOTAL FACULTY	**6,240,486**	**0**	**61,600**	**289,989**	**0**	**55,385**	**6,647,460**
512100	Other Administrators	637,667	0	0	0	0	121,825	759,492
512000	Chairpersons	376,131	0	0	0	0	0	376,131
513000	Managerial/Professional	920,178	0	49,635	147,960	0	0	1,117,773
514000	Clerical/Technical/Service	585,709	0	0	0	0	0	585,709
515000	Other Academic	397,911	0	0	0	0	0	397,911
516000	Student Wages	105,206	0	4,192	0	0	0	109,398
	SUBTOTAL NONFACULTY	**3,022,802**	**0**	**53,827**	**147,960**	**0**	**121,825**	**3,346,414**
	SUBTOTAL SALARIES & WAGES	**9,263,288**	**0**	**115,427**	**437,949**	**0**	**177,210**	**9,993,874**
519100	Retirement Contribution	668,537	0	8,899	21,460	0	6,813	705,709
519200	FICA Contribution	639,720	0	7,827	23,212	0	7,786	678,545
519300	Health Insurance Contribution	1,003,171	0	12,808	40,291	0	12,652	1,068,922
519400	Life Insurance Contribution	17,419	0	186	438	0	162	18,205
519800	Workers Compensation	0	0	607	0	0	0	607
	SUBTOTAL BENEFITS	**2,328,847**	**0**	**30,327**	**85,401**	**0**	**27,413**	**2,471,988**
	TOTAL PERSONAL SERVICES	**11,592,135**	**0**	**145,754**	**523,350**	**0**	**204,623**	**12,465,862**
521000	Operating Expense	308,241	0	421,779	0	40,000	0	770,020
530000	Supplies & Materials	163,150	0	43,359	0	0	0	206,509
540000	Travel	41,121	0	6,125	0	0	0	47,246
560000	Government Aid	10,500	0	774,828	0	0	0	785,328
	TOTAL NET OPERATING EXPENSES	**523,012**	**0**	**1,246,091**	**0**	**40,000**	**0**	**1,809,103**
	SUB PROGRAM TOTAL	**12,115,147**	**0**	**1,391,845**	**523,350**	**40,000**	**204,623**	**14,274,965**

EXPENDITURE SUMMARY
2018-2019 GENERAL OPERATING BUDGET
UNIVERSITY OF NEBRASKA AT OMAHA

SUBPROGRAM #/NAME 12 Graduate Studies

		UNRESTRICTED	DESIGNATED AND/OR RESTRICTED					
ACCOUNT	**DESCRIPTION**	**STATE AND UNIVERSITY GENERATED**	**CASH**	**REVOLVING**	**FEDERAL**	**AUXILIARIES AND SERVICES**	**TRUST**	**TOTAL**
512100	Other Administrators	174,592	0	0	0	0	0	174,592
513000	Managerial/Professional	477,782	0	157,710	0	0	0	635,492
514000	Clerical/Technical/Service	152,117	0	87,738	0	0	0	239,855
515000	Other Academic	686,958	0	0	0	0	0	686,958
516000	Student Wages	9,940	0	0	0	0	0	9,940
517000	Supplemental Salaries & Wages	0	0	20,350	0	0	0	20,350
	SUBTOTAL NONFACULTY	**1,501,389**	**0**	**265,798**	**0**	**0**	**0**	**1,767,187**
	SUBTOTAL SALARIES & WAGES	**1,501,389**	**0**	**265,798**	**0**	**0**	**0**	**1,767,187**
519100	Retirement Contribution	55,891	0	7,045	0	0	0	62,936
519200	FICA Contribution	104,060	0	16,707	0	0	0	120,767
519300	Health Insurance Contribution	92,640	0	29,963	0	0	0	122,603
519400	Life Insurance Contribution	1,506	0	291	0	0	0	1,797
519800	Workers Compensation	0	0	1,400	0	0	0	1,400
	SUBTOTAL BENEFITS	**254,097**	**0**	**55,406**	**0**	**0**	**0**	**309,503**
	TOTAL PERSONAL SERVICES	**1,755,486**	**0**	**321,204**	**0**	**0**	**0**	**2,076,690**
521000	Operating Expense	94,678	0	630,203	0	0	0	724,881
530000	Supplies & Materials	5,336	0	0	0	0	0	5,336
540000	Travel	11,051	0	0	0	0	0	11,051
560000	Government Aid	2,648	0	0	0	0	0	2,648
	TOTAL NET OPERATING EXPENSES	**113,713**	**0**	**630,203**	**0**	**0**	**0**	**743,916**
	SUB PROGRAM TOTAL	**1,869,199**	**0**	**951,407**	**0**	**0**	**0**	**2,820,606**

EXPENDITURE SUMMARY
2018-2019 GENERAL OPERATING BUDGET
UNIVERSITY OF NEBRASKA AT OMAHA

SUBPROGRAM #/NAME 16 Criss Library

		UNRESTRICTED	DESIGNATED AND/OR RESTRICTED					
ACCOUNT	**DESCRIPTION**	**STATE AND UNIVERSITY GENERATED**	**CASH**	**REVOLVING**	**FEDERAL**	**AUXILIARIES AND SERVICES**	**TRUST**	**TOTAL**
511000 FACULTY								
	Professor	145,739	0	0	0	0	0	145,739
	Associate Professor	65,782	0	0	0	0	0	65,782
	Assistant Professor	521,424	0	0	0	0	0	521,424
	SUBTOTAL FACULTY	**732,945**	**0**	**0**	**0**	**0**	**0**	**732,945**
512100	Other Administrators	276,466	0	0	0	0	0	276,466
512000	Chairpersons	20,000	0	0	0	0	0	20,000
513000	Managerial/Professional	570,343	0	22,300	0	0	0	592,643
514000	Clerical/Technical/Service	687,268	0	31,061	0	0	0	718,329
516000	Student Wages	196,376	0	0	0	0	0	196,376
	SUBTOTAL NONFACULTY	**1,750,453**	**0**	**53,361**	**0**	**0**	**0**	**1,803,814**
	SUBTOTAL SALARIES & WAGES	**2,483,398**	**0**	**53,361**	**0**	**0**	**0**	**2,536,759**
519100	Retirement Contribution	190,801	0	2,688	0	0	0	193,489
519200	FICA Contribution	170,945	0	5,169	0	0	0	176,114
519300	Health Insurance Contribution	275,146	0	5,594	0	0	0	280,740
519400	Life Insurance Contribution	4,807	0	46	0	0	0	4,853
519800	Workers Compensation	0	0	281	0	0	0	281
	SUBTOTAL BENEFITS	**641,699**	**0**	**13,778**	**0**	**0**	**0**	**655,477**
	TOTAL PERSONAL SERVICES	**3,125,097**	**0**	**67,139**	**0**	**0**	**0**	**3,192,236**
521000	Operating Expense	155,141	0	1,974,861	0	0	0	2,130,002
530000	Supplies & Materials	50,740	0	90,500	0	0	0	141,240
540000	Travel	21,695	0	0	0	0	0	21,695
550000	Capital Outlay	1,165,909	0	430,000	0	0	0	1,595,909
	TOTAL NET OPERATING EXPENSES	**1,393,485**	**0**	**2,495,361**	**0**	**0**	**0**	**3,888,846**
	SUB PROGRAM TOTAL	**4,518,582**	**0**	**2,562,500**	**0**	**0**	**0**	**7,081,082**

EXPENDITURE SUMMARY
2018-2019 GENERAL OPERATING BUDGET
UNIVERSITY OF NEBRASKA AT OMAHA

SUBPROGRAM #/NAME 21 Summer Sessions

		UNRESTRICTED	DESIGNATED AND/OR RESTRICTED					
ACCOUNT	**DESCRIPTION**	**STATE AND UNIVERSITY GENERATED**	**CASH**	**REVOLVING**	**FEDERAL**	**AUXILIARIES AND SERVICES**	**TRUST**	**TOTAL**
	Other	2,364,285	0	0	0	0	0	2,364,285
	SUBTOTAL FACULTY	**2,364,285**	**0**	**0**	**0**	**0**	**0**	**2,364,285**
	SUBTOTAL SALARIES & WAGES	**2,364,285**	**0**	**0**	**0**	**0**	**0**	**2,364,285**
519200	FICA Contribution	163,869	0	0	0	0	0	163,869
	SUBTOTAL BENEFITS	**163,869**	**0**	**0**	**0**	**0**	**0**	**163,869**
	TOTAL PERSONAL SERVICES	**2,528,154**	**0**	**0**	**0**	**0**	**0**	**2,528,154**
	SUB PROGRAM TOTAL	**2,528,154**	**0**	**0**	**0**	**0**	**0**	**2,528,154**

EXPENDITURE SUMMARY
2018-2019 GENERAL OPERATING BUDGET
UNIVERSITY OF NEBRASKA AT OMAHA

SUBPROGRAM #/NAME 22 Other Instruction or Research

		UNRESTRICTED	DESIGNATED AND/OR RESTRICTED					
ACCOUNT	**DESCRIPTION**	**STATE AND UNIVERSITY GENERATED**	**CASH**	**REVOLVING**	**FEDERAL**	**AUXILIARIES AND SERVICES**	**TRUST**	**TOTAL**
	Associate Professor	814,013	0	0	0	0	0	814,013
	Other	377,208	0	0	0	0	0	377,208
	SUBTOTAL FACULTY	**1,191,221**	**0**	**0**	**0**	**0**	**0**	**1,191,221**
512100	Other Administrators	325,273	0	33,382	0	0	0	358,655
513000	Managerial/Professional	379,798	0	278,771	0	0	162,430	820,999
514000	Clerical/Technical/Service	178,990	0	67,257	0	0	30,000	276,247
515000	Other Academic	13,591	0	18,120	0	0	0	31,711
516000	Student Wages	296	0	29,508	0	0	0	29,804
	SUBTOTAL NONFACULTY	**897,948**	**0**	**427,038**	**0**	**0**	**192,430**	**1,517,416**
	SUBTOTAL SALARIES & WAGES	**2,089,169**	**0**	**427,038**	**0**	**0**	**192,430**	**2,708,637**
519100	Retirement Contribution	73,258	0	26,886	0	0	8,082	108,226
519200	FICA Contribution	128,760	0	26,141	0	0	9,237	164,138
519300	Health Insurance Contribution	103,645	0	48,903	0	0	15,010	167,558
519400	Life Insurance Contribution	1,685	0	483	0	0	192	2,360
519700	Unemployment Compensation	25,948	0	0	0	0	0	25,948
519800	Workers Compensation	251,858	0	2,249	0	0	0	254,107
	SUBTOTAL BENEFITS	**585,154**	**0**	**104,662**	**0**	**0**	**32,521**	**722,337**
	TOTAL PERSONAL SERVICES	**2,674,323**	**0**	**531,700**	**0**	**0**	**224,951**	**3,430,974**
521000	Operating Expense	10,399,074	93,280	2,885,020	0	0	0	13,377,374
530000	Supplies & Materials	237,598	2,500,000	320,000	0	0	0	3,057,598
540000	Travel	1,955	0	7,000	0	0	0	8,955
560000	Government Aid	4,500	0	0	0	0	0	4,500
	TOTAL NET OPERATING EXPENSES	**10,643,127**	**2,593,280**	**3,212,020**	**0**	**0**	**0**	**16,448,427**
	SUB PROGRAM TOTAL	**13,317,450**	**2,593,280**	**3,743,720**	**0**	**0**	**224,951**	**19,879,401**

EXPENDITURE SUMMARY
2018-2019 GENERAL OPERATING BUDGET
UNIVERSITY OF NEBRASKA AT OMAHA

SUBPROGRAM #/NAME 23 Student Aid

		UNRESTRICTED	DESIGNATED AND/OR RESTRICTED					
ACCOUNT	**DESCRIPTION**	**STATE AND UNIVERSITY GENERATED**	**CASH**	**REVOLVING**	**FEDERAL**	**AUXILIARIES AND SERVICES**	**TRUST**	**TOTAL**
521000	Operating Expense	4,890,180	0	0	0	0	0	4,890,180
	TOTAL NET OPERATING EXPENSES	**4,890,180**	**0**	**0**	**0**	**0**	**0**	**4,890,180**
	SUB PROGRAM TOTAL	**4,890,180**	**0**	**0**	**0**	**0**	**0**	**4,890,180**

EXPENDITURE SUMMARY
2018-2019 GENERAL OPERATING BUDGET
UNIVERSITY OF NEBRASKA AT OMAHA

SUBPROGRAM #/NAME 24 International Programs

		UNRESTRICTED	DESIGNATED AND/OR RESTRICTED					
ACCOUNT	**DESCRIPTION**	**STATE AND UNIVERSITY GENERATED**	**CASH**	**REVOLVING**	**FEDERAL**	**AUXILIARIES AND SERVICES**	**TRUST**	**TOTAL**
511000 FACULTY								
	Professor	2,565	0	0	0	0	0	2,565
	Associate Professor	0	0	3,075	0	0	0	3,075
	Instructor	13,256	0	0	0	0	0	13,256
	SUBTOTAL FACULTY	**15,821**	**0**	**3,075**	**0**	**0**	**0**	**18,896**
512100	Other Administrators	82,559	0	0	0	0	0	82,559
513000	Managerial/Professional	290,274	0	680,636	0	0	0	970,910
514000	Clerical/Technical/Service	105,739	0	153,868	35,978	0	40,916	336,501
516000	Student Wages	9,577	0	9,515	0	0	0	19,092
517000	Supplemental Salaries & Wages	0	0	23,850	0	0	0	23,850
	SUBTOTAL NONFACULTY	**488,149**	**0**	**867,869**	**35,978**	**0**	**40,916**	**1,432,912**
	SUBTOTAL SALARIES & WAGES	**503,970**	**0**	**870,944**	**35,978**	**0**	**40,916**	**1,451,808**
519100	Retirement Contribution	34,207	0	57,498	1,763	0	1,718	95,186
519200	FICA Contribution	34,931	0	61,474	1,907	0	1,964	100,276
519300	Health Insurance Contribution	56,698	0	139,263	3,310	0	3,191	202,462
519400	Life Insurance Contribution	922	0	1,057	36	0	41	2,056
519800	Workers Compensation	0	0	4,588	0	0	0	4,588
	SUBTOTAL BENEFITS	**126,758**	**0**	**263,880**	**7,016**	**0**	**6,914**	**404,568**
	TOTAL PERSONAL SERVICES	**630,728**	**0**	**1,134,824**	**42,994**	**0**	**47,830**	**1,856,376**
521000	Operating Expense	4,170	0	628,647	0	0	0	632,817
530000	Supplies & Materials	6,076	0	91,000	0	0	0	97,076
540000	Travel	2,341	0	18,000	0	0	0	20,341
	TOTAL NET OPERATING EXPENSES	**12,587**	**0**	**737,647**	**0**	**0**	**0**	**750,234**
	SUB PROGRAM TOTAL	**643,315**	**0**	**1,872,471**	**42,994**	**0**	**47,830**	**2,606,610**

EXPENDITURE SUMMARY
2018-2019 GENERAL OPERATING BUDGET
UNIVERSITY OF NEBRASKA AT OMAHA

SUBPROGRAM #/NAME 26 Continuing Studies

		UNRESTRICTED	DESIGNATED AND/OR RESTRICTED					
ACCOUNT	**DESCRIPTION**	**STATE AND UNIVERSITY GENERATED**	**CASH**	**REVOLVING**	**FEDERAL**	**AUXILIARIES AND SERVICES**	**TRUST**	**TOTAL**
	Instructor	338,230	0	0	0	0	0	338,230
	SUBTOTAL FACULTY	**338,230**	**0**	**0**	**0**	**0**	**0**	**338,230**
512100	Other Administrators	85,850	0	0	0	0	0	85,850
513000	Managerial/Professional	423,879	0	27,258	0	0	0	451,137
514000	Clerical/Technical/Service	112,709	0	0	0	0	0	112,709
516000	Student Wages	8,408	0	0	0	0	0	8,408
517000	Supplemental Salaries & Wages	21,474	0	18,688	0	0	0	40,162
	SUBTOTAL NONFACULTY	**652,320**	**0**	**45,946**	**0**	**0**	**0**	**698,266**
	SUBTOTAL SALARIES & WAGES	**990,550**	**0**	**45,946**	**0**	**0**	**0**	**1,036,496**
519100	Retirement Contribution	42,647	0	0	0	0	0	42,647
519200	FICA Contribution	68,654	0	1,233	0	0	0	69,887
519300	Health Insurance Contribution	70,688	0	0	0	0	0	70,688
519400	Life Insurance Contribution	1,150	0	0	0	0	0	1,150
519800	Workers Compensation	0	0	242	0	0	0	242
	SUBTOTAL BENEFITS	**183,139**	**0**	**1,475**	**0**	**0**	**0**	**184,614**
	TOTAL PERSONAL SERVICES	**1,173,689**	**0**	**47,421**	**0**	**0**	**0**	**1,221,110**
521000	Operating Expense	54,052	0	4,309,047	0	0	0	4,363,099
530000	Supplies & Materials	581,868	0	1,519,533	0	0	0	2,101,401
540000	Travel	10,660	0	0	0	0	0	10,660
	TOTAL NET OPERATING EXPENSES	**646,580**	**0**	**5,828,580**	**0**	**0**	**0**	**6,475,160**
	SUB PROGRAM TOTAL	**1,820,269**	**0**	**5,876,001**	**0**	**0**	**0**	**7,696,270**

EXPENDITURE SUMMARY
2018-2019 GENERAL OPERATING BUDGET
UNIVERSITY OF NEBRASKA AT OMAHA

SUBPROGRAM #/NAME 30 Distance Education

		UNRESTRICTED	DESIGNATED AND/OR RESTRICTED					
ACCOUNT	**DESCRIPTION**	**STATE AND UNIVERSITY GENERATED**	**CASH**	**REVOLVING**	**FEDERAL**	**AUXILIARIES AND SERVICES**	**TRUST**	**TOTAL**
513000	Managerial/Professional	102,146	0	274,948	0	0	0	377,094
	SUBTOTAL NONFACULTY	**102,146**	**0**	**274,948**	**0**	**0**	**0**	**377,094**
	SUBTOTAL SALARIES & WAGES	**102,146**	**0**	**274,948**	**0**	**0**	**0**	**377,094**
519100	Retirement Contribution	7,105	0	20,942	0	0	0	28,047
519200	FICA Contribution	7,081	0	20,358	0	0	0	27,439
519300	Health Insurance Contribution	11,776	0	30,479	0	0	0	42,255
519400	Life Insurance Contribution	192	0	418	0	0	0	610
519800	Workers Compensation	0	0	1,448	0	0	0	1,448
	SUBTOTAL BENEFITS	**26,154**	**0**	**73,645**	**0**	**0**	**0**	**99,799**
	TOTAL PERSONAL SERVICES	**128,300**	**0**	**348,593**	**0**	**0**	**0**	**476,893**
521000	Operating Expense	0	0	444,887	0	0	0	444,887
530000	Supplies & Materials	36,300	0	225,000	0	0	0	261,300
	TOTAL NET OPERATING EXPENSES	**36,300**	**0**	**669,887**	**0**	**0**	**0**	**706,187**
	SUB PROGRAM TOTAL	**164,600**	**0**	**1,018,480**	**0**	**0**	**0**	**1,183,080**

EXPENDITURE SUMMARY
2018-2019 GENERAL OPERATING BUDGET
UNIVERSITY OF NEBRASKA AT OMAHA

SUBPROGRAM #/NAME 33 Physical Plant Administration

		UNRESTRICTED	DESIGNATED AND/OR RESTRICTED					
ACCOUNT	**DESCRIPTION**	**STATE AND UNIVERSITY GENERATED**	**CASH**	**REVOLVING**	**FEDERAL**	**AUXILIARIES AND SERVICES**	**TRUST**	**TOTAL**
512100	Other Administrators	278,490	0	0	0	0	0	278,490
513000	Managerial/Professional	1,049,513	0	0	0	75,577	0	1,125,090
514000	Clerical/Technical/Service	4,954,612	0	0	0	315,523	0	5,270,135
516000	Student Wages	68,165	0	0	0	121,890	0	190,055
517000	Supplemental Salaries & Wages	153,094	0	0	0	0	0	153,094
	SUBTOTAL NONFACULTY	**6,503,874**	**0**	**0**	**0**	**512,990**	**0**	**7,016,864**
	SUBTOTAL SALARIES & WAGES	**6,503,874**	**0**	**0**	**0**	**512,990**	**0**	**7,016,864**
519100	Retirement Contribution	498,489	0	0	0	18,112	0	516,601
519200	FICA Contribution	450,052	0	0	0	28,936	0	478,988
519300	Health Insurance Contribution	736,393	0	0	0	79,259	0	815,652
519400	Life Insurance Contribution	13,430	0	0	0	552	0	13,982
519700	Unemployment Compensation	1,774	0	0	0	0	0	1,774
519800	Workers Compensation	17,215	0	0	0	2,702	0	19,917
	SUBTOTAL BENEFITS	**1,717,353**	**0**	**0**	**0**	**129,561**	**0**	**1,846,914**
	TOTAL PERSONAL SERVICES	**8,221,227**	**0**	**0**	**0**	**642,551**	**0**	**8,863,778**
521000	Operating Expense	2,567,029	0	0	0	1,663,498	0	4,230,527
529000	Utilities	5,981,557	0	0	0	0	0	5,981,557
530000	Supplies & Materials	634,906	0	0	0	0	0	634,906
540000	Travel	17,754	0	0	0	0	0	17,754
550000	Capital Outlay	105,772	0	0	0	0	0	105,772
	TOTAL NET OPERATING EXPENSES	**9,307,018**	**0**	**0**	**0**	**1,663,498**	**0**	**10,970,516**
	SUB PROGRAM TOTAL	**17,528,245**	**0**	**0**	**0**	**2,306,049**	**0**	**19,834,294**

EXPENDITURE SUMMARY
2018-2019 GENERAL OPERATING BUDGET
UNIVERSITY OF NEBRASKA AT OMAHA

SUBPROGRAM #/NAME 41 Executive Administration

		UNRESTRICTED	DESIGNATED AND/OR RESTRICTED					
ACCOUNT	**DESCRIPTION**	**STATE AND UNIVERSITY GENERATED**	**CASH**	**REVOLVING**	**FEDERAL**	**AUXILIARIES AND SERVICES**	**TRUST**	**TOTAL**
	Other	27,516	0	0	0	0	0	27,516
	SUBTOTAL FACULTY	**27,516**	**0**	**0**	**0**	**0**	**0**	**27,516**
512100	Other Administrators	321,043	0	0	0	0	24,996	346,039
513000	Managerial/Professional	114,246	0	0	0	0	39,975	154,221
514000	Clerical/Technical/Service	95,942	0	0	0	0	0	95,942
516000	Student Wages	7,347	0	0	0	0	0	7,347
	SUBTOTAL NONFACULTY	**538,578**	**0**	**0**	**0**	**0**	**64,971**	**603,549**
	SUBTOTAL SALARIES & WAGES	**566,094**	**0**	**0**	**0**	**0**	**64,971**	**631,065**
519100	Retirement Contribution	35,853	0	0	0	0	2,183	38,036
519200	FICA Contribution	39,235	0	0	0	0	2,495	41,730
519300	Health Insurance Contribution	59,427	0	0	0	0	4,054	63,481
519400	Life Insurance Contribution	967	0	0	0	0	52	1,019
	SUBTOTAL BENEFITS	**135,482**	**0**	**0**	**0**	**0**	**8,784**	**144,266**
	TOTAL PERSONAL SERVICES	**701,576**	**0**	**0**	**0**	**0**	**73,755**	**775,331**
521000	Operating Expense	71,713	18,880	0	0	0	0	90,593
530000	Supplies & Materials	14,794	0	0	0	0	0	14,794
540000	Travel	11,069	0	0	0	0	0	11,069
550000	Capital Outlay	1,174	0	0	0	0	0	1,174
	TOTAL NET OPERATING EXPENSES	**98,750**	**18,880**	**0**	**0**	**0**	**0**	**117,630**
	SUB PROGRAM TOTAL	**800,326**	**18,880**	**0**	**0**	**0**	**73,755**	**892,961**

EXPENDITURE SUMMARY
2018-2019 GENERAL OPERATING BUDGET
UNIVERSITY OF NEBRASKA AT OMAHA

SUBPROGRAM #/NAME 42 Student Services

		UNRESTRICTED	DESIGNATED AND/OR RESTRICTED					
ACCOUNT	**DESCRIPTION**	**STATE AND UNIVERSITY GENERATED**	**CASH**	**REVOLVING**	**FEDERAL**	**AUXILIARIES AND SERVICES**	**TRUST**	**TOTAL**
512100	Other Administrators	665,402	0	176,765	0	0	0	842,167
513000	Managerial/Professional	2,296,942	0	1,973,748	232,029	1,724,860	95,098	6,322,677
514000	Clerical/Technical/Service	906,081	0	413,707	27,993	1,823,302	0	3,171,083
515000	Other Academic	31,710	0	73,193	0	90,597	0	195,500
516000	Student Wages	90,171	0	199,732	0	1,497,062	0	1,786,965
517000	Supplemental Salaries & Wages	94,293	0	16,889	0	71,333	0	182,515
	SUBTOTAL NONFACULTY	**4,084,599**	**0**	**2,854,034**	**260,022**	**5,207,154**	**95,098**	**12,500,907**
	SUBTOTAL SALARIES & WAGES	**4,084,599**	**0**	**2,854,034**	**260,022**	**5,207,154**	**95,098**	**12,500,907**
519100	Retirement Contribution	266,504	0	162,618	12,741	220,892	3,994	666,749
519200	FICA Contribution	283,103	0	193,671	13,781	264,404	4,564	759,523
519300	Health Insurance Contribution	441,734	0	364,383	23,922	648,542	7,418	1,485,999
519400	Life Insurance Contribution	7,182	0	3,862	260	4,587	95	15,986
519700	Unemployment Compensation	2,622	0	0	0	0	0	2,622
519800	Workers Compensation	25,446	0	15,084	0	27,625	0	68,155
	SUBTOTAL BENEFITS	**1,026,591**	**0**	**739,618**	**50,704**	**1,166,050**	**16,071**	**2,999,034**
	TOTAL PERSONAL SERVICES	**5,111,190**	**0**	**3,593,652**	**310,726**	**6,373,204**	**111,169**	**15,499,941**
521000	Operating Expense	344,095	25,020	1,660,419	0	2,206,920	0	4,236,454
530000	Supplies & Materials	18,176	0	75,373	0	314,319	0	407,868
540000	Travel	10,811	0	10,000	0	34,396	0	55,207
550000	Capital Outlay	0	0	0	0	2,450	0	2,450
560000	Government Aid	9,860	0	21,628	0	26,000	0	57,488
570000	Cost of Goods Sold	0	0	0	0	6,568,385	0	6,568,385
	TOTAL NET OPERATING EXPENSES	**382,942**	**25,020**	**1,767,420**	**0**	**9,152,470**	**0**	**11,327,852**
	SUB PROGRAM TOTAL	**5,494,132**	**25,020**	**5,361,072**	**310,726**	**15,525,674**	**111,169**	**26,827,793**

EXPENDITURE SUMMARY
2018-2019 GENERAL OPERATING BUDGET
UNIVERSITY OF NEBRASKA AT OMAHA

SUBPROGRAM #/NAME 43 Business and Finance

		UNRESTRICTED	DESIGNATED AND/OR RESTRICTED					
ACCOUNT	**DESCRIPTION**	**STATE AND UNIVERSITY GENERATED**	**CASH**	**REVOLVING**	**FEDERAL**	**AUXILIARIES AND SERVICES**	**TRUST**	**TOTAL**
512100	Other Administrators	814,648	0	0	0	0	0	814,648
513000	Managerial/Professional	2,291,800	49,451	150,831	0	63,586	0	2,555,668
514000	Clerical/Technical/Service	920,432	0	0	0	0	0	920,432
516000	Student Wages	60,397	0	2,047	0	0	0	62,444
517000	Supplemental Salaries & Wages	45,142	0	488	0	0	0	45,630
	SUBTOTAL NONFACULTY	**4,132,419**	**49,451**	**153,366**	**0**	**63,586**	**0**	**4,398,822**
	SUBTOTAL SALARIES & WAGES	**4,132,419**	**49,451**	**153,366**	**0**	**63,586**	**0**	**4,398,822**
519100	Retirement Contribution	274,108	3,956	11,531	0	4,272	0	293,867
519200	FICA Contribution	286,419	3,632	11,024	0	4,648	0	305,723
519300	Health Insurance Contribution	454,338	5,709	17,749	0	5,566	0	483,362
519400	Life Insurance Contribution	7,389	72	212	0	90	0	7,763
519700	Unemployment Compensation	3,656	0	0	0	0	0	3,656
519800	Workers Compensation	35,493	0	808	0	335	0	36,636
	SUBTOTAL BENEFITS	**1,061,403**	**13,369**	**41,324**	**0**	**14,911**	**0**	**1,131,007**
	TOTAL PERSONAL SERVICES	**5,193,822**	**62,820**	**194,690**	**0**	**78,497**	**0**	**5,529,829**
521000	Operating Expense	1,249,555	0	48,006	0	0	0	1,297,561
530000	Supplies & Materials	105,499	0	0	0	0	0	105,499
540000	Travel	16,106	0	0	0	0	0	16,106
550000	Capital Outlay	20,204	0	0	0	0	0	20,204
	TOTAL NET OPERATING EXPENSES	**1,391,364**	**0**	**48,006**	**0**	**0**	**0**	**1,439,370**
	SUB PROGRAM TOTAL	**6,585,186**	**62,820**	**242,696**	**0**	**78,497**	**0**	**6,969,199**

EXPENDITURE SUMMARY
2018-2019 GENERAL OPERATING BUDGET
UNIVERSITY OF NEBRASKA AT OMAHA

SUBPROGRAM #/NAME 44 General Expense

		UNRESTRICTED	DESIGNATED AND/OR RESTRICTED					
ACCOUNT	**DESCRIPTION**	**STATE AND UNIVERSITY GENERATED**	**CASH**	**REVOLVING**	**FEDERAL**	**AUXILIARIES AND SERVICES**	**TRUST**	**TOTAL**
512100	Other Administrators	11,855	0	0	0	0	0	11,855
513000	Managerial/Professional	861,227	0	0	0	183,726	0	1,044,953
514000	Clerical/Technical/Service	215,476	0	0	0	51,211	0	266,687
516000	Student Wages	0	0	0	0	8,465	0	8,465
517000	Supplemental Salaries & Wages	994	0	0	0	0	0	994
	SUBTOTAL NONFACULTY	**1,089,552**	**0**	**0**	**0**	**243,402**	**0**	**1,332,954**
	SUBTOTAL SALARIES & WAGES	**1,089,552**	**0**	**0**	**0**	**243,402**	**0**	**1,332,954**
519100	Retirement Contribution	72,740	0	0	0	16,867	0	89,607
519200	FICA Contribution	75,517	0	0	0	17,696	0	93,213
519300	Health Insurance Contribution	120,569	0	0	0	29,383	0	149,952
519400	Life Insurance Contribution	1,961	0	0	0	320	0	2,281
519800	Workers Compensation	0	0	0	0	1,281	0	1,281
	SUBTOTAL BENEFITS	**270,787**	**0**	**0**	**0**	**65,547**	**0**	**336,334**
	TOTAL PERSONAL SERVICES	**1,360,339**	**0**	**0**	**0**	**308,949**	**0**	**1,669,288**
521000	Operating Expense	314,687	0	0	0	296,639	0	611,326
530000	Supplies & Materials	119,331	0	0	0	51,639	0	170,970
	TOTAL NET OPERATING EXPENSES	**434,018**	**0**	**0**	**0**	**348,278**	**0**	**782,296**
	SUB PROGRAM TOTAL	**1,794,357**	**0**	**0**	**0**	**657,227**	**0**	**2,451,584**

EXPENDITURE SUMMARY
2018-2019 GENERAL OPERATING BUDGET
UNIVERSITY OF NEBRASKA AT OMAHA

SUBPROGRAM #/NAME 46 Peter Kiewit Institute

		UNRESTRICTED	DESIGNATED AND/OR RESTRICTED					
ACCOUNT	DESCRIPTION	STATE AND UNIVERSITY GENERATED	CASH	REVOLVING	FEDERAL	AUXILIARIES AND SERVICES	TRUST	TOTAL
513000	Managerial/Professional	0	0	0	0	0	104,351	104,351
	SUBTOTAL NONFACULTY	**0**	**0**	**0**	**0**	**0**	**104,351**	**104,351**
	SUBTOTAL SALARIES & WAGES	**0**	**0**	**0**	**0**	**0**	**104,351**	**104,351**
519100	Retirement Contribution	0	0	0	0	0	4,383	4,383
519200	FICA Contribution	0	0	0	0	0	5,009	5,009
519300	Health Insurance Contribution	0	0	0	0	0	8,139	8,139
519400	Life Insurance Contribution	0	0	0	0	0	104	104
	SUBTOTAL BENEFITS	**0**	**0**	**0**	**0**	**0**	**17,635**	**17,635**
	TOTAL PERSONAL SERVICES	**0**	**0**	**0**	**0**	**0**	**121,986**	**121,986**
	SUB PROGRAM TOTAL	**0**	**0**	**0**	**0**	**0**	**121,986**	**121,986**

EXPENDITURE SUMMARY
2018-2019 GENERAL OPERATING BUDGET
UNIVERSITY OF NEBRASKA AT OMAHA

SUBPROGRAM #/NAME 75 Student Housing

		UNRESTRICTED	DESIGNATED AND/OR RESTRICTED					
ACCOUNT	**DESCRIPTION**	**STATE AND UNIVERSITY GENERATED**	**CASH**	**REVOLVING**	**FEDERAL**	**AUXILIARIES AND SERVICES**	**TRUST**	**TOTAL**
512100	Other Administrators	0	0	0	0	25,714	0	25,714
513000	Managerial/Professional	0	0	0	0	392,659	0	392,659
514000	Clerical/Technical/Service	0	0	0	0	178,465	0	178,465
516000	Student Wages	0	0	0	0	83,011	0	83,011
517000	Supplemental Salaries & Wages	0	0	0	0	24,796	0	24,796
	SUBTOTAL NONFACULTY	**0**	**0**	**0**	**0**	**704,645**	**0**	**704,645**
	SUBTOTAL SALARIES & WAGES	**0**	**0**	**0**	**0**	**704,645**	**0**	**704,645**
519100	Retirement Contribution	0	0	0	0	37,918	0	37,918
519200	FICA Contribution	0	0	0	0	44,444	0	44,444
519300	Health Insurance Contribution	0	0	0	0	163,179	0	163,179
519400	Life Insurance Contribution	0	0	0	0	884	0	884
519800	Workers Compensation	0	0	0	0	3,711	0	3,711
	SUBTOTAL BENEFITS	**0**	**0**	**0**	**0**	**250,136**	**0**	**250,136**
	TOTAL PERSONAL SERVICES	**0**	**0**	**0**	**0**	**954,781**	**0**	**954,781**
521000	Operating Expense	0	0	0	0	1,445,319	0	1,445,319
530000	Supplies & Materials	0	0	0	0	156,085	0	156,085
	TOTAL NET OPERATING EXPENSES	**0**	**0**	**0**	**0**	**1,601,404**	**0**	**1,601,404**
	SUB PROGRAM TOTAL	**0**	**0**	**0**	**0**	**2,556,185**	**0**	**2,556,185**

EXPENDITURE SUMMARY
2018-2019 GENERAL OPERATING BUDGET
UNIVERSITY OF NEBRASKA AT OMAHA

SUBPROGRAM #/NAME 77 Intercollegiate Athletics

		UNRESTRICTED	DESIGNATED AND/OR RESTRICTED					
ACCOUNT	**DESCRIPTION**	**STATE AND UNIVERSITY GENERATED**	**CASH**	**REVOLVING**	**FEDERAL**	**AUXILIARIES AND SERVICES**	**TRUST**	**TOTAL**
512100	Other Administrators	0	0	0	0	1,678,869	0	1,678,869
513000	Managerial/Professional	4,511,783	0	0	0	-1,932,960	0	2,578,823
514000	Clerical/Technical/Service	0	0	0	0	294,861	0	294,861
516000	Student Wages	0	0	0	0	113,822	0	113,822
517000	Supplemental Salaries & Wages	0	0	0	0	15,132	0	15,132
	SUBTOTAL NONFACULTY	**4,511,783**	**0**	**0**	**0**	**169,724**	**0**	**4,681,507**
	SUBTOTAL SALARIES & WAGES	**4,511,783**	**0**	**0**	**0**	**169,724**	**0**	**4,681,507**
519100	Retirement Contribution	345,022	0	0	0	19,639	0	364,661
519200	FICA Contribution	341,289	0	0	0	17,877	0	359,166
519300	Health Insurance Contribution	469,454	0	0	0	101,362	0	570,816
519400	Life Insurance Contribution	28,516	0	0	0	-23,519	0	4,997
519800	Workers Compensation	0	0	0	0	16,854	0	16,854
	SUBTOTAL BENEFITS	**1,184,281**	**0**	**0**	**0**	**132,213**	**0**	**1,316,494**
	TOTAL PERSONAL SERVICES	**5,696,064**	**0**	**0**	**0**	**301,937**	**0**	**5,998,001**
521000	Operating Expense	0	0	0	0	2,047,888	0	2,047,888
530000	Supplies & Materials	0	0	0	0	830,750	0	830,750
540000	Travel	0	0	0	0	1,964,250	0	1,964,250
560000	Government Aid	0	0	0	0	1,095,000	0	1,095,000
570000	Cost of Goods Sold	0	0	0	0	20,000	0	20,000
	TOTAL NET OPERATING EXPENSES	**0**	**0**	**0**	**0**	**5,957,888**	**0**	**5,957,888**
	SUB PROGRAM TOTAL	**5,696,064**	**0**	**0**	**0**	**6,259,825**	**0**	**11,955,889**

EXPENDITURE SUMMARY
2018-2019 GENERAL OPERATING BUDGET
UNIVERSITY OF NEBRASKA AT OMAHA

SUBPROGRAM #/NAME 78 Arena

		UNRESTRICTED	DESIGNATED AND/OR RESTRICTED					
ACCOUNT	**DESCRIPTION**	**STATE AND UNIVERSITY GENERATED**	**CASH**	**REVOLVING**	**FEDERAL**	**AUXILIARIES AND SERVICES**	**TRUST**	**TOTAL**
513000	Managerial/Professional	0	0	0	0	596,117	0	596,117
514000	Clerical/Technical/Service	0	0	0	0	146,286	0	146,286
517000	Supplemental Salaries & Wages	0	0	0	0	302,732	0	302,732
	SUBTOTAL NONFACULTY	**0**	**0**	**0**	**0**	**1,045,135**	**0**	**1,045,135**
	SUBTOTAL SALARIES & WAGES	**0**	**0**	**0**	**0**	**1,045,135**	**0**	**1,045,135**
519100	Retirement Contribution	0	0	0	0	34,118	0	34,118
519200	FICA Contribution	0	0	0	0	93,983	0	93,983
519300	Health Insurance Contribution	0	0	0	0	90,043	0	90,043
519400	Life Insurance Contribution	0	0	0	0	1,502	0	1,502
519800	Workers Compensation	0	0	0	0	6,339	0	6,339
	SUBTOTAL BENEFITS	**0**	**0**	**0**	**0**	**225,985**	**0**	**225,985**
	TOTAL PERSONAL SERVICES	**0**	**0**	**0**	**0**	**1,271,120**	**0**	**1,271,120**
521000	Operating Expense	0	0	0	0	1,610,855	0	1,610,855
529000	Utilities	0	0	0	0	650,000	0	650,000
	TOTAL NET OPERATING EXPENSES	**0**	**0**	**0**	**0**	**2,260,855**	**0**	**2,260,855**
	SUB PROGRAM TOTAL	**0**	**0**	**0**	**0**	**3,531,975**	**0**	**3,531,975**

EXPENDITURE SUMMARY
2018-2019 GENERAL OPERATING BUDGET
UNIVERSITY OF NEBRASKA AT OMAHA

SUBPROGRAM #/NAME 98 Company Balance Sheets

		UNRESTRICTED	DESIGNATED AND/OR RESTRICTED					
ACCOUNT	**DESCRIPTION**	**STATE AND UNIVERSITY GENERATED**	**CASH**	**REVOLVING**	**FEDERAL**	**AUXILIARIES AND SERVICES**	**TRUST**	**TOTAL**
512100	Other Administrators	0	0	0	0	848,138	0	848,138
513000	Managerial/Professional	0	0	0	0	1,713,418	0	1,713,418
514000	Clerical/Technical/Service	0	0	0	0	129,338	0	129,338
517000	Supplemental Salaries & Wages	0	0	0	0	20,706	0	20,706
	SUBTOTAL NONFACULTY	**0**	**0**	**0**	**0**	**2,711,600**	**0**	**2,711,600**
	SUBTOTAL SALARIES & WAGES	**0**	**0**	**0**	**0**	**2,711,600**	**0**	**2,711,600**
519100	Retirement Contribution	0	0	0	0	67,571	0	67,571
519200	FICA Contribution	0	0	0	0	93,797	0	93,797
519300	Health Insurance Contribution	0	0	0	0	188,705	0	188,705
519400	Life Insurance Contribution	0	0	0	0	1,470	0	1,470
519800	Workers Compensation	0	0	0	0	20,049	0	20,049
	SUBTOTAL BENEFITS	**0**	**0**	**0**	**0**	**371,592**	**0**	**371,592**
	TOTAL PERSONAL SERVICES	**0**	**0**	**0**	**0**	**3,083,192**	**0**	**3,083,192**
521000	Operating Expense	0	0	0	0	13,961,376	0	13,961,376
	TOTAL NET OPERATING EXPENSES	**0**	**0**	**0**	**0**	**13,961,376**	**0**	**13,961,376**
	SUB PROGRAM TOTAL	**0**	**0**	**0**	**0**	**17,044,568**	**0**	**17,044,568**

EXPENDITURE SUMMARY
2018-2019 GENERAL OPERATING BUDGET
UNIVERSITY OF NEBRASKA AT OMAHA

SUBPROGRAM #/NAME 99 Income Activity

		UNRESTRICTED	DESIGNATED AND/OR RESTRICTED					
ACCOUNT	**DESCRIPTION**	**STATE AND UNIVERSITY GENERATED**	**CASH**	**REVOLVING**	**FEDERAL**	**AUXILIARIES AND SERVICES**	**TRUST**	**TOTAL**
521000	Operating Expense	0	0	0	7,100,529	0	5,441,011	12,541,540
530000	Supplies & Materials	0	0	0	1,768,000	0	3,860,000	5,628,000
540000	Travel	0	0	0	331,000	0	155,000	486,000
550000	Capital Outlay	0	0	0	148,000	0	130,000	278,000
560000	Government Aid	0	0	0	84,415,000	0	22,475,000	106,890,000
	TOTAL NET OPERATING EXPENSES	**0**	**0**	**0**	**93,762,529**	**0**	**32,061,011**	**125,823,540**
	SUB PROGRAM TOTAL	**0**	**0**	**0**	**93,762,529**	**0**	**32,061,011**	**125,823,540**

EXPENDITURE SUMMARY
2018-2019 GENERAL OPERATING BUDGET
UNIVERSITY OF NEBRASKA AT KEARNEY

CAMPUS TOTAL

		UNRESTRICTED	DESIGNATED AND/OR RESTRICTED					
ACCOUNT	**DESCRIPTION**	**STATE AND UNIVERSITY GENERATED**	**CASH**	**REVOLVING**	**FEDERAL**	**AUXILIARIES AND SERVICES**	**TRUST**	**TOTAL**
511000	FACULTY							
	Professor	8,182,592	0	0	0	0	139,061	8,321,653
	Associate Professor	4,860,097	0	0	0	0	0	4,860,097
	Assistant Professor	6,270,995	0	0	0	0	55,963	6,326,958
	Other	4,670,618	0	321,483	363,248	0	999,673	6,355,022
	SUBTOTAL FACULTY	**23,984,302**	**0**	**321,483**	**363,248**	**0**	**1,194,697**	**25,863,730**
512100	Other Administrators	4,616,951	0	0	0	669,099	79,762	5,365,812
512000	Chairpersons	1,168,632	0	0	0	0	0	1,168,632
513000	Managerial/Professional	6,681,806	0	477,649	137,706	1,398,325	551,768	9,247,254
514000	Clerical/Technical/Service	5,561,539	0	0	51,766	1,685,382	103,823	7,402,510
515000	Other Academic	603,619	0	0	0	32,618	0	636,237
516000	Student Wages	447,665	0	930,281	391,199	215,408	409,140	2,393,693
517000	Supplemental Salaries & Wages	6,232	0	591,897	0	875,105	0	1,473,234
	SUBTOTAL NONFACULTY	**19,086,444**	**0**	**1,999,827**	**580,671**	**4,875,937**	**1,144,493**	**27,687,372**
	SUBTOTAL SALARIES & WAGES	**43,070,746**	**0**	**2,321,310**	**943,919**	**4,875,937**	**2,339,190**	**53,551,102**
519100	Retirement Contribution	3,497,229	0	60,346	43,480	266,284	131,991	3,999,330
519200	FICA Contribution	3,148,938	0	57,706	42,283	285,122	135,747	3,669,796
519300	Health Insurance Contribution	6,730,439	0	10,508	130,192	884,038	285,679	8,040,856
519400	Life Insurance Contribution	47,076	0	1,358	996	6,855	3,153	59,438
519700	Unemployment Compensation	46,000	0	0	0	5,000	0	51,000
519800	Workers Compensation	147,801	0	23,232	0	12,292	8,163	191,488
	SUBTOTAL BENEFITS	**13,617,483**	**0**	**153,150**	**216,951**	**1,459,591**	**564,733**	**16,011,908**
	TOTAL PERSONAL SERVICES	**56,688,229**	**0**	**2,474,460**	**1,160,870**	**6,335,528**	**2,903,923**	**69,563,010**
521000	Operating Expense	4,624,314	190,000	5,498,386	839,130	15,925,230	1,731,518	28,808,578
529000	Utilities	3,186,138	0	0	0	1,693,839	0	4,879,977
530000	Supplies & Materials	2,955,899	0	977,154	0	0	0	3,933,053
540000	Travel	373,418	0	0	0	21,587	0	395,005
550000	Capital Outlay	949,096	0	0	0	6,816	0	955,912
560000	Government Aid	78,939	0	50,000	38,000,000	17,000	10,364,559	48,510,498
	TOTAL NET OPERATING EXPENSES	**12,167,804**	**190,000**	**6,525,540**	**38,839,130**	**17,664,472**	**12,096,077**	**87,483,023**
	CAMPUS TOTAL	**68,856,033**	**190,000**	**9,000,000**	**40,000,000**	**24,000,000**	**15,000,000**	**157,046,033**

REVENUE SUMMARY
2018-2019 GENERAL OPERATING BUDGET
UNIVERSITY OF NEBRASKA AT KEARNEY

CAMPUS TOTAL

		UNRESTRICTED	DESIGNATED AND/OR RESTRICTED					
							8/7/18	8:06:41AM
ACCOUNT	**DESCRIPTION**	**STATE AND UNIVERSITY GENERATED**	**CASH**	**REVOLVING**	**FEDERAL**	**AUXILIARIES AND SERVICES**	**TRUST**	**TOTAL**
410000	State Appropriation	41,165,766	0	0	0	0	0	41,165,766
TOTAL STATE SUPPORT		**41,165,766**	**0**	**0**	**0**	**0**	**0**	**41,165,766**
460000	Restricted Revenue	0	0	0	185,624	0	0	185,624
461000	Federal Grants & Contract	0	0	0	1,814,376	0	0	1,814,376
490000	Other Revenues	0	0	0	38,000,000	0	0	38,000,000
TOTAL FEDERAL FUND		**0**	**0**	**0**	**40,000,000**	**0**	**0**	**40,000,000**
442810	Other Student Fees	0	0	4,166,512	0	0	0	4,166,512
450000	Sales and Services	0	0	4,783,488	0	23,645,179	0	28,428,667
460000	Restricted Revenue	0	0	0	0	354,821	0	354,821
464000	Private Gifts & Contracts	0	0	50,000	0	0	0	50,000
TOTAL REVOLVING FUND		**0**	**0**	**9,000,000**	**0**	**24,000,000**	**0**	**33,000,000**
442810	Other Student Fees	0	0	0	0	0	200,000	200,000
460000	Restricted Revenue	0	0	0	0	0	14,424,140	14,424,140
461000	Federal Grants & Contract	0	0	0	0	0	289,116	289,116
464000	Private Gifts & Contracts	0	0	0	0	0	86,744	86,744
TOTAL TRUST FUND		**0**	**0**	**0**	**0**	**0**	**15,000,000**	**15,000,000**
441100	Undergraduate Resident	22,176,464	0	0	0	0	0	22,176,464
441110	Undergraduate Nonresident	6,611,693	0	0	0	0	0	6,611,693
441200	Graduate Resident	4,979,304	0	0	0	0	0	4,979,304
441210	Graduate Nonresident	3,237,009	0	0	0	0	0	3,237,009
TOTAL GROSS TUITION		**37,004,470**	**0**	**0**	**0**	**0**	**0**	**37,004,470**
441001	Tuition Adjustments	-985,700	0	0	0	0	0	-985,700
441990	Tuition Remissions	-8,175,369	0	0	0	0	0	-8,175,369
TOTAL TUITION OFFSETS		**-9,161,069**	**0**	**0**	**0**	**0**	**0**	**-9,161,069**
SUBTOTAL NET TUITION (CASH)		**27,843,401**	**0**	**0**	**0**	**0**	**0**	**27,843,401**
442100	Institutional Student Fee	140,000	0	0	0	0	0	140,000
442710	Graduation Processing Fee	38,000	0	0	0	0	0	38,000
442800	Late Payment Fees	70,000	0	0	0	0	0	70,000
SUBTOTAL STUDENT FEES		**248,000**	**0**	**0**	**0**	**0**	**0**	**248,000**
430000	Invest Loan/Endowment	650,000	0	0	0	0	0	650,000
461900	Indirect Costs-Federal	20,000	190,000	0	0	0	0	210,000
490100	Misc Cash Income	60,000	0	0	0	0	0	60,000
833428	U-Wide Debt Svc & Admin S	-1,131,134	0	0	0	0	0	-1,131,134
SUBTOTAL OTHER CASH		**-401,134**	**190,000**	**0**	**0**	**0**	**0**	**36,866**
TOTAL CASH FUND		**27,690,267**	**190,000**	**0**	**0**	**0**	**0**	**27,880,267**
TOTAL REVENUE		**68,856,033**	**190,000**	**9,000,000**	**40,000,000**	**24,000,000**	**15,000,000**	**157,046,033**

EXPENDITURE SUMMARY
2018-2019 GENERAL OPERATING BUDGET
UNIVERSITY OF NEBRASKA AT KEARNEY

SUBPROGRAM #/NAME 01 Academic Affairs

		UNRESTRICTED	DESIGNATED AND/OR RESTRICTED					
ACCOUNT	**DESCRIPTION**	**STATE AND UNIVERSITY GENERATED**	**CASH**	**REVOLVING**	**FEDERAL**	**AUXILIARIES AND SERVICES**	**TRUST**	**TOTAL**
511000	FACULTY							
	Professor	307,954	0	0	0	0	65,844	373,798
	Associate Professor	80,702	0	0	0	0	0	80,702
	Assistant Professor	291,994	0	0	0	0	0	291,994
	Other	540,325	0	321,483	0	0	0	861,808
	SUBTOTAL FACULTY	**1,220,975**	**0**	**321,483**	**0**	**0**	**65,844**	**1,608,302**
512100	Other Administrators	831,688	0	0	0	0	0	831,688
513000	Managerial/Professional	739,796	0	432,847	0	0	166,273	1,338,916
514000	Clerical/Technical/Service	337,844	0	0	0	0	37,648	375,492
516000	Student Wages	49	0	674,756	0	0	0	674,805
	SUBTOTAL NONFACULTY	**1,909,377**	**0**	**1,107,603**	**0**	**0**	**203,921**	**3,220,901**
	SUBTOTAL SALARIES & WAGES	**3,130,352**	**0**	**1,429,086**	**0**	**0**	**269,765**	**4,829,203**
519100	Retirement Contribution	550,237	0	60,346	0	0	15,252	625,835
519200	FICA Contribution	189,485	0	57,706	0	0	15,600	262,791
519300	Health Insurance Contribution	-355,012	0	10,508	0	0	53,976	-290,528
519400	Life Insurance Contribution	-22,367	0	1,358	0	0	367	-20,642
	SUBTOTAL BENEFITS	**362,343**	**0**	**129,918**	**0**	**0**	**85,195**	**577,456**
	TOTAL PERSONAL SERVICES	**3,492,695**	**0**	**1,559,004**	**0**	**0**	**354,960**	**5,406,659**
521000	Operating Expense	-1,534,834	190,000	2,391,592	0	0	0	1,046,758
529000	Utilities	56,000	0	0	0	0	0	56,000
530000	Supplies & Materials	2,955,899	0	0	0	0	0	2,955,899
540000	Travel	71,708	0	0	0	0	0	71,708
550000	Capital Outlay	900	0	0	0	0	0	900
	TOTAL NET OPERATING EXPENSES	**1,549,673**	**190,000**	**2,391,592**	**0**	**0**	**0**	**4,131,265**
	SUB PROGRAM TOTAL	**5,042,368**	**190,000**	**3,950,596**	**0**	**0**	**354,960**	**9,537,924**

EXPENDITURE SUMMARY
2018-2019 GENERAL OPERATING BUDGET
UNIVERSITY OF NEBRASKA AT KEARNEY

SUBPROGRAM #/NAME 05 College of Natural and Social Sciences

		UNRESTRICTED	DESIGNATED AND/OR RESTRICTED					
ACCOUNT	**DESCRIPTION**	**STATE AND UNIVERSITY GENERATED**	**CASH**	**REVOLVING**	**FEDERAL**	**AUXILIARIES AND SERVICES**	**TRUST**	**TOTAL**
511000 FACULTY								
	Professor	0	0	0	0	0	5,758	5,758
	Assistant Professor	0	0	0	0	0	55,963	55,963
	SUBTOTAL FACULTY	**0**	**0**	**0**	**0**	**0**	**61,721**	**61,721**
	SUBTOTAL NONFACULTY	**0**	**0**	**0**	**0**	**0**	**0**	**0**
	SUBTOTAL SALARIES & WAGES	**0**	**0**	**0**	**0**	**0**	**61,721**	**61,721**
519100	Retirement Contribution	0	0	0	0	0	4,477	4,477
519200	FICA Contribution	0	0	0	0	0	4,281	4,281
519300	Health Insurance Contribution	0	0	0	0	0	16,704	16,704
519400	Life Insurance Contribution	0	0	0	0	0	101	101
	SUBTOTAL BENEFITS	**0**	**0**	**0**	**0**	**0**	**25,563**	**25,563**
	TOTAL PERSONAL SERVICES	**0**	**0**	**0**	**0**	**0**	**87,284**	**87,284**
	SUB PROGRAM TOTAL	**0**	**0**	**0**	**0**	**0**	**87,284**	**87,284**

EXPENDITURE SUMMARY
2018-2019 GENERAL OPERATING BUDGET
UNIVERSITY OF NEBRASKA AT KEARNEY

SUBPROGRAM #/NAME 06 College of Business Administration

		UNRESTRICTED	DESIGNATED AND/OR RESTRICTED					
ACCOUNT	**DESCRIPTION**	**STATE AND UNIVERSITY GENERATED**	**CASH**	**REVOLVING**	**FEDERAL**	**AUXILIARIES AND SERVICES**	**TRUST**	**TOTAL**
511000 FACULTY								
	Professor	1,922,582	0	0	0	0	22,000	1,944,582
	Associate Professor	1,081,840	0	0	0	0	0	1,081,840
	Assistant Professor	1,349,754	0	0	0	0	0	1,349,754
	Other	882,073	0	0	0	0	0	882,073
	SUBTOTAL FACULTY	**5,236,249**	**0**	**0**	**0**	**0**	**22,000**	**5,258,249**
512100	Other Administrators	277,868	0	0	0	0	0	277,868
512000	Chairpersons	359,256	0	0	0	0	0	359,256
513000	Managerial/Professional	209,970	0	0	0	0	0	209,970
514000	Clerical/Technical/Service	265,038	0	0	0	0	0	265,038
516000	Student Wages	54,938	0	0	0	0	0	54,938
	SUBTOTAL NONFACULTY	**1,167,070**	**0**	**0**	**0**	**0**	**0**	**1,167,070**
	SUBTOTAL SALARIES & WAGES	**6,403,319**	**0**	**0**	**0**	**0**	**22,000**	**6,425,319**
519100	Retirement Contribution	497,658	0	0	0	0	0	497,658
519200	FICA Contribution	482,177	0	0	0	0	0	482,177
519300	Health Insurance Contribution	898,348	0	0	0	0	0	898,348
519400	Life Insurance Contribution	11,301	0	0	0	0	0	11,301
	SUBTOTAL BENEFITS	**1,889,484**	**0**	**0**	**0**	**0**	**0**	**1,889,484**
	TOTAL PERSONAL SERVICES	**8,292,803**	**0**	**0**	**0**	**0**	**22,000**	**8,314,803**
521000	Operating Expense	265,476	0	0	0	0	0	265,476
540000	Travel	40,090	0	0	0	0	0	40,090
550000	Capital Outlay	67,500	0	0	0	0	0	67,500
	TOTAL NET OPERATING EXPENSES	**373,066**	**0**	**0**	**0**	**0**	**0**	**373,066**
	SUB PROGRAM TOTAL	**8,665,869**	**0**	**0**	**0**	**0**	**22,000**	**8,687,869**

EXPENDITURE SUMMARY
2018-2019 GENERAL OPERATING BUDGET
UNIVERSITY OF NEBRASKA AT KEARNEY

SUBPROGRAM #/NAME 07 College of Fine Arts & Humanities

		UNRESTRICTED	DESIGNATED AND/OR RESTRICTED					
ACCOUNT	**DESCRIPTION**	**STATE AND UNIVERSITY GENERATED**	**CASH**	**REVOLVING**	**FEDERAL**	**AUXILIARIES AND SERVICES**	**TRUST**	**TOTAL**
511000 FACULTY								
	Professor	0	0	0	0	0	42,000	42,000
	SUBTOTAL FACULTY	**0**	**0**	**0**	**0**	**0**	**42,000**	**42,000**
	SUBTOTAL NONFACULTY	**0**	**0**	**0**	**0**	**0**	**0**	**0**
	SUBTOTAL SALARIES & WAGES	**0**	**0**	**0**	**0**	**0**	**42,000**	**42,000**
	SUBTOTAL BENEFITS	**0**	**0**	**0**	**0**	**0**	**0**	**0**
	TOTAL PERSONAL SERVICES	**0**	**0**	**0**	**0**	**0**	**42,000**	**42,000**
	SUB PROGRAM TOTAL	**0**	**0**	**0**	**0**	**0**	**42,000**	**42,000**

EXPENDITURE SUMMARY
2018-2019 GENERAL OPERATING BUDGET
UNIVERSITY OF NEBRASKA AT KEARNEY

SUBPROGRAM #/NAME 10 College of Education

		UNRESTRICTED	DESIGNATED AND/OR RESTRICTED					
ACCOUNT	**DESCRIPTION**	**STATE AND UNIVERSITY GENERATED**	**CASH**	**REVOLVING**	**FEDERAL**	**AUXILIARIES AND SERVICES**	**TRUST**	**TOTAL**
511000 FACULTY								
	Professor	995,742	0	0	0	0	0	995,742
	Associate Professor	1,212,041	0	0	0	0	0	1,212,041
	Assistant Professor	1,244,594	0	0	0	0	0	1,244,594
	Other	809,432	0	0	0	0	44,249	853,681
	SUBTOTAL FACULTY	**4,261,809**	**0**	**0**	**0**	**0**	**44,249**	**4,306,058**
512100	Other Administrators	205,438	0	0	0	0	0	205,438
512000	Chairpersons	219,951	0	0	0	0	0	219,951
513000	Managerial/Professional	170,206	0	0	0	0	0	170,206
514000	Clerical/Technical/Service	281,858	0	0	0	0	0	281,858
516000	Student Wages	42,791	0	0	0	0	0	42,791
	SUBTOTAL NONFACULTY	**920,244**	**0**	**0**	**0**	**0**	**0**	**920,244**
	SUBTOTAL SALARIES & WAGES	**5,182,053**	**0**	**0**	**0**	**0**	**44,249**	**5,226,302**
519100	Retirement Contribution	391,192	0	0	0	0	2,876	394,068
519200	FICA Contribution	394,200	0	0	0	0	3,385	397,585
519300	Health Insurance Contribution	926,174	0	0	0	0	16,704	942,878
519400	Life Insurance Contribution	9,263	0	0	0	0	80	9,343
	SUBTOTAL BENEFITS	**1,720,829**	**0**	**0**	**0**	**0**	**23,045**	**1,743,874**
	TOTAL PERSONAL SERVICES	**6,902,882**	**0**	**0**	**0**	**0**	**67,294**	**6,970,176**
521000	Operating Expense	375,245	0	0	0	0	0	375,245
540000	Travel	64,717	0	0	0	0	0	64,717
550000	Capital Outlay	10,000	0	0	0	0	0	10,000
	TOTAL NET OPERATING EXPENSES	**449,962**	**0**	**0**	**0**	**0**	**0**	**449,962**
	SUB PROGRAM TOTAL	**7,352,844**	**0**	**0**	**0**	**0**	**67,294**	**7,420,138**

EXPENDITURE SUMMARY
2018-2019 GENERAL OPERATING BUDGET
UNIVERSITY OF NEBRASKA AT KEARNEY

SUBPROGRAM #/NAME 12 College of Graduate Studies

		UNRESTRICTED	DESIGNATED AND/OR RESTRICTED					
ACCOUNT	**DESCRIPTION**	**STATE AND UNIVERSITY GENERATED**	**CASH**	**REVOLVING**	**FEDERAL**	**AUXILIARIES AND SERVICES**	**TRUST**	**TOTAL**
	Assistant Professor	49,786	0	0	0	0	0	49,786
	SUBTOTAL FACULTY	**49,786**	**0**	**0**	**0**	**0**	**0**	**49,786**
512100	Other Administrators	287,518	0	0	0	0	0	287,518
513000	Managerial/Professional	176,899	0	44,802	0	0	0	221,701
514000	Clerical/Technical/Service	94,503	0	0	0	0	0	94,503
515000	Other Academic	538,993	0	0	0	0	0	538,993
516000	Student Wages	3,205	0	106,273	0	0	0	109,478
	SUBTOTAL NONFACULTY	**1,101,118**	**0**	**151,075**	**0**	**0**	**0**	**1,252,193**
	SUBTOTAL SALARIES & WAGES	**1,150,904**	**0**	**151,075**	**0**	**0**	**0**	**1,301,979**
519100	Retirement Contribution	48,697	0	0	0	0	0	48,697
519200	FICA Contribution	45,975	0	0	0	0	0	45,975
519300	Health Insurance Contribution	96,820	0	0	0	0	0	96,820
519400	Life Insurance Contribution	1,067	0	0	0	0	0	1,067
	SUBTOTAL BENEFITS	**192,559**	**0**	**0**	**0**	**0**	**0**	**192,559**
	TOTAL PERSONAL SERVICES	**1,343,463**	**0**	**151,075**	**0**	**0**	**0**	**1,494,538**
521000	Operating Expense	163,615	0	84,039	0	0	0	247,654
540000	Travel	16,016	0	0	0	0	0	16,016
	TOTAL NET OPERATING EXPENSES	**179,631**	**0**	**84,039**	**0**	**0**	**0**	**263,670**
	SUB PROGRAM TOTAL	**1,523,094**	**0**	**235,114**	**0**	**0**	**0**	**1,758,208**

EXPENDITURE SUMMARY
2018-2019 GENERAL OPERATING BUDGET
UNIVERSITY OF NEBRASKA AT KEARNEY

SUBPROGRAM #/NAME 16 University Libraries

		UNRESTRICTED	DESIGNATED AND/OR RESTRICTED					
ACCOUNT	**DESCRIPTION**	**STATE AND UNIVERSITY GENERATED**	**CASH**	**REVOLVING**	**FEDERAL**	**AUXILIARIES AND SERVICES**	**TRUST**	**TOTAL**
	Associate Professor	252,000	0	0	0	0	0	252,000
	Assistant Professor	319,775	0	0	0	0	0	319,775
	Other	13,943	0	0	0	0	0	13,943
	SUBTOTAL FACULTY	**585,718**	**0**	**0**	**0**	**0**	**0**	**585,718**
512100	Other Administrators	150,417	0	0	0	0	0	150,417
513000	Managerial/Professional	341,814	0	0	0	0	0	341,814
514000	Clerical/Technical/Service	346,605	0	0	0	0	0	346,605
516000	Student Wages	73,005	0	0	0	0	0	73,005
	SUBTOTAL NONFACULTY	**911,841**	**0**	**0**	**0**	**0**	**0**	**911,841**
	SUBTOTAL SALARIES & WAGES	**1,497,559**	**0**	**0**	**0**	**0**	**0**	**1,497,559**
519100	Retirement Contribution	94,287	0	0	0	0	0	94,287
519200	FICA Contribution	108,608	0	0	0	0	0	108,608
519300	Health Insurance Contribution	257,628	0	0	0	0	0	257,628
519400	Life Insurance Contribution	2,564	0	0	0	0	0	2,564
	SUBTOTAL BENEFITS	**463,087**	**0**	**0**	**0**	**0**	**0**	**463,087**
	TOTAL PERSONAL SERVICES	**1,960,646**	**0**	**0**	**0**	**0**	**0**	**1,960,646**
521000	Operating Expense	0	0	940,000	0	0	0	940,000
550000	Capital Outlay	625,935	0	0	0	0	0	625,935
	TOTAL NET OPERATING EXPENSES	**625,935**	**0**	**940,000**	**0**	**0**	**0**	**1,565,935**
	SUB PROGRAM TOTAL	**2,586,581**	**0**	**940,000**	**0**	**0**	**0**	**3,526,581**

EXPENDITURE SUMMARY
2018-2019 GENERAL OPERATING BUDGET
UNIVERSITY OF NEBRASKA AT KEARNEY

SUBPROGRAM #/NAME 21 Summer Sessions

		UNRESTRICTED	DESIGNATED AND/OR RESTRICTED					
ACCOUNT	**DESCRIPTION**	**STATE AND UNIVERSITY GENERATED**	**CASH**	**REVOLVING**	**FEDERAL**	**AUXILIARIES AND SERVICES**	**TRUST**	**TOTAL**
	Other	1,193,269	0	0	0	0	0	1,193,269
	SUBTOTAL FACULTY	**1,193,269**	**0**	**0**	**0**	**0**	**0**	**1,193,269**
	SUBTOTAL SALARIES & WAGES	**1,193,269**	**0**	**0**	**0**	**0**	**0**	**1,193,269**
519100	Retirement Contribution	95,462	0	0	0	0	0	95,462
519200	FICA Contribution	91,285	0	0	0	0	0	91,285
519400	Life Insurance Contribution	2,148	0	0	0	0	0	2,148
	SUBTOTAL BENEFITS	**188,895**	**0**	**0**	**0**	**0**	**0**	**188,895**
	TOTAL PERSONAL SERVICES	**1,382,164**	**0**	**0**	**0**	**0**	**0**	**1,382,164**
	SUB PROGRAM TOTAL	**1,382,164**	**0**	**0**	**0**	**0**	**0**	**1,382,164**

EXPENDITURE SUMMARY
2018-2019 GENERAL OPERATING BUDGET
UNIVERSITY OF NEBRASKA AT KEARNEY

SUBPROGRAM #/NAME 22 Other Instruction or Research

		UNRESTRICTED	DESIGNATED AND/OR RESTRICTED					
ACCOUNT	**DESCRIPTION**	**STATE AND UNIVERSITY GENERATED**	**CASH**	**REVOLVING**	**FEDERAL**	**AUXILIARIES AND SERVICES**	**TRUST**	**TOTAL**
	Other	13,735	0	0	0	0	0	13,735
	SUBTOTAL FACULTY	**13,735**	**0**	**0**	**0**	**0**	**0**	**13,735**
512100	Other Administrators	266,455	0	0	0	0	0	266,455
513000	Managerial/Professional	346,756	0	0	0	0	191,993	538,749
514000	Clerical/Technical/Service	31,971	0	0	0	0	63,863	95,834
516000	Student Wages	15,379	0	0	0	0	0	15,379
517000	Supplemental Salaries & Wages	0	0	340,537	0	0	0	340,537
	SUBTOTAL NONFACULTY	**660,561**	**0**	**340,537**	**0**	**0**	**255,856**	**1,256,954**
	SUBTOTAL SALARIES & WAGES	**674,296**	**0**	**340,537**	**0**	**0**	**255,856**	**1,270,689**
519100	Retirement Contribution	52,096	0	0	0	0	13,797	65,893
519200	FICA Contribution	49,818	0	0	0	0	19,573	69,391
519300	Health Insurance Contribution	94,408	0	0	0	0	36,256	130,664
519400	Life Insurance Contribution	1,157	0	0	0	0	461	1,618
	SUBTOTAL BENEFITS	**197,479**	**0**	**0**	**0**	**0**	**70,087**	**267,566**
	TOTAL PERSONAL SERVICES	**871,775**	**0**	**340,537**	**0**	**0**	**325,943**	**1,538,255**
521000	Operating Expense	103,568	0	249,630	0	0	0	353,198
540000	Travel	28,691	0	0	0	0	0	28,691
550000	Capital Outlay	38,313	0	0	0	0	0	38,313
560000	Government Aid	3,060	0	0	0	0	0	3,060
	TOTAL NET OPERATING EXPENSES	**173,632**	**0**	**249,630**	**0**	**0**	**0**	**423,262**
	SUB PROGRAM TOTAL	**1,045,407**	**0**	**590,167**	**0**	**0**	**325,943**	**1,961,517**

EXPENDITURE SUMMARY
2018-2019 GENERAL OPERATING BUDGET
UNIVERSITY OF NEBRASKA AT KEARNEY

SUBPROGRAM #/NAME 23 Student Aid

		UNRESTRICTED	DESIGNATED AND/OR RESTRICTED					
ACCOUNT	**DESCRIPTION**	**STATE AND UNIVERSITY GENERATED**	**CASH**	**REVOLVING**	**FEDERAL**	**AUXILIARIES AND SERVICES**	**TRUST**	**TOTAL**
513000	Managerial/Professional	0	0	0	15,190	0	0	15,190
	SUBTOTAL NONFACULTY	**0**	**0**	**0**	**15,190**	**0**	**0**	**15,190**
	SUBTOTAL SALARIES & WAGES	**0**	**0**	**0**	**15,190**	**0**	**0**	**15,190**
519100	Retirement Contribution	0	0	0	1,215	0	0	1,215
519200	FICA Contribution	0	0	0	1,162	0	0	1,162
519300	Health Insurance Contribution	0	0	0	1,657	0	0	1,657
519400	Life Insurance Contribution	0	0	0	27	0	0	27
	SUBTOTAL BENEFITS	**0**	**0**	**0**	**4,061**	**0**	**0**	**4,061**
	TOTAL PERSONAL SERVICES	**0**	**0**	**0**	**19,251**	**0**	**0**	**19,251**
521000	Operating Expense	1,906,050	0	0	0	0	0	1,906,050
560000	Government Aid	74,000	0	50,000	0	0	0	124,000
	TOTAL NET OPERATING EXPENSES	**1,980,050**	**0**	**50,000**	**0**	**0**	**0**	**2,030,050**
	SUB PROGRAM TOTAL	**1,980,050**	**0**	**50,000**	**19,251**	**0**	**0**	**2,049,301**

EXPENDITURE SUMMARY
2018-2019 GENERAL OPERATING BUDGET
UNIVERSITY OF NEBRASKA AT KEARNEY

SUBPROGRAM #/NAME 24 International Programs

		UNRESTRICTED	DESIGNATED AND/OR RESTRICTED					
ACCOUNT	**DESCRIPTION**	**STATE AND UNIVERSITY GENERATED**	**CASH**	**REVOLVING**	**FEDERAL**	**AUXILIARIES AND SERVICES**	**TRUST**	**TOTAL**
512100	Other Administrators	142,094	0	0	0	0	0	142,094
513000	Managerial/Professional	245,371	0	0	0	0	0	245,371
514000	Clerical/Technical/Service	15,914	0	0	0	0	0	15,914
	SUBTOTAL NONFACULTY	**403,379**	**0**	**0**	**0**	**0**	**0**	**403,379**
	SUBTOTAL SALARIES & WAGES	**403,379**	**0**	**0**	**0**	**0**	**0**	**403,379**
519100	Retirement Contribution	32,270	0	0	0	0	0	32,270
519200	FICA Contribution	30,858	0	0	0	0	0	30,858
519300	Health Insurance Contribution	77,319	0	0	0	0	0	77,319
519400	Life Insurance Contribution	726	0	0	0	0	0	726
	SUBTOTAL BENEFITS	**141,173**	**0**	**0**	**0**	**0**	**0**	**141,173**
	TOTAL PERSONAL SERVICES	**544,552**	**0**	**0**	**0**	**0**	**0**	**544,552**
521000	Operating Expense	12,117	0	0	0	0	0	12,117
540000	Travel	2,650	0	0	0	0	0	2,650
	TOTAL NET OPERATING EXPENSES	**14,767**	**0**	**0**	**0**	**0**	**0**	**14,767**
	SUB PROGRAM TOTAL	**559,319**	**0**	**0**	**0**	**0**	**0**	**559,319**

EXPENDITURE SUMMARY
2018-2019 GENERAL OPERATING BUDGET
UNIVERSITY OF NEBRASKA AT KEARNEY

SUBPROGRAM #/NAME 26 Continuing Studies and Public Services

		UNRESTRICTED	DESIGNATED AND/OR RESTRICTED					
ACCOUNT	**DESCRIPTION**	**STATE AND UNIVERSITY GENERATED**	**CASH**	**REVOLVING**	**FEDERAL**	**AUXILIARIES AND SERVICES**	**TRUST**	**TOTAL**
	Other	95,929	0	0	0	0	0	95,929
	SUBTOTAL FACULTY	**95,929**	**0**	**0**	**0**	**0**	**0**	**95,929**
513000	Managerial/Professional	214,596	0	0	0	0	0	214,596
514000	Clerical/Technical/Service	91,936	0	0	0	0	0	91,936
	SUBTOTAL NONFACULTY	**306,532**	**0**	**0**	**0**	**0**	**0**	**306,532**
	SUBTOTAL SALARIES & WAGES	**402,461**	**0**	**0**	**0**	**0**	**0**	**402,461**
519100	Retirement Contribution	31,587	0	0	0	0	0	31,587
519200	FICA Contribution	30,788	0	0	0	0	0	30,788
519300	Health Insurance Contribution	50,761	0	0	0	0	0	50,761
519400	Life Insurance Contribution	725	0	0	0	0	0	725
	SUBTOTAL BENEFITS	**113,861**	**0**	**0**	**0**	**0**	**0**	**113,861**
	TOTAL PERSONAL SERVICES	**516,322**	**0**	**0**	**0**	**0**	**0**	**516,322**
521000	Operating Expense	40,126	0	0	0	0	0	40,126
	TOTAL NET OPERATING EXPENSES	**40,126**	**0**	**0**	**0**	**0**	**0**	**40,126**
	SUB PROGRAM TOTAL	**556,448**	**0**	**0**	**0**	**0**	**0**	**556,448**

EXPENDITURE SUMMARY
2018-2019 GENERAL OPERATING BUDGET
UNIVERSITY OF NEBRASKA AT KEARNEY

SUBPROGRAM #/NAME 28 Museums and Art Gallery

		UNRESTRICTED	DESIGNATED AND/OR RESTRICTED					
ACCOUNT	DESCRIPTION	STATE AND UNIVERSITY GENERATED	CASH	REVOLVING	FEDERAL	AUXILIARIES AND SERVICES	TRUST	TOTAL
512100	Other Administrators	107,510	0	0	0	0	0	107,510
513000	Managerial/Professional	104,898	0	0	0	0	15,489	120,387
516000	Student Wages	6,320	0	0	0	0	0	6,320
	SUBTOTAL NONFACULTY	**218,728**	**0**	**0**	**0**	**0**	**15,489**	**234,217**
	SUBTOTAL SALARIES & WAGES	**218,728**	**0**	**0**	**0**	**0**	**15,489**	**234,217**
519100	Retirement Contribution	16,993	0	0	0	0	1,239	18,232
519200	FICA Contribution	16,250	0	0	0	0	1,185	17,435
519300	Health Insurance Contribution	23,234	0	0	0	0	1,509	24,743
519400	Life Insurance Contribution	383	0	0	0	0	28	411
	SUBTOTAL BENEFITS	**56,860**	**0**	**0**	**0**	**0**	**3,961**	**60,821**
	TOTAL PERSONAL SERVICES	**275,588**	**0**	**0**	**0**	**0**	**19,450**	**295,038**
521000	Operating Expense	9,482	0	0	0	0	0	9,482
	TOTAL NET OPERATING EXPENSES	**9,482**	**0**	**0**	**0**	**0**	**0**	**9,482**
	SUB PROGRAM TOTAL	**285,070**	**0**	**0**	**0**	**0**	**19,450**	**304,520**

EXPENDITURE SUMMARY
2018-2019 GENERAL OPERATING BUDGET
UNIVERSITY OF NEBRASKA AT KEARNEY

SUBPROGRAM #/NAME 29 Academic Computing Support

		UNRESTRICTED	DESIGNATED AND/OR RESTRICTED					
ACCOUNT	DESCRIPTION	STATE AND UNIVERSITY GENERATED	CASH	REVOLVING	FEDERAL	AUXILIARIES AND SERVICES	TRUST	TOTAL
	SUBTOTAL NONFACULTY	**0**	**0**	**0**	**0**	**0**	**0**	**0**
	SUBTOTAL SALARIES & WAGES	**0**	**0**	**0**	**0**	**0**	**0**	**0**
	SUBTOTAL BENEFITS	**0**	**0**	**0**	**0**	**0**	**0**	**0**
	TOTAL PERSONAL SERVICES	**0**	**0**	**0**	**0**	**0**	**0**	**0**
521000	Operating Expense	0	0	612,852	0	244,066	0	856,918
530000	Supplies & Materials	0	0	977,154	0	0	0	977,154
	TOTAL NET OPERATING EXPENSES	**0**	**0**	**1,590,006**	**0**	**244,066**	**0**	**1,834,072**
	SUB PROGRAM TOTAL	**0**	**0**	**1,590,006**	**0**	**244,066**	**0**	**1,834,072**

EXPENDITURE SUMMARY
2018-2019 GENERAL OPERATING BUDGET
UNIVERSITY OF NEBRASKA AT KEARNEY

SUBPROGRAM #/NAME 33 Physical Plant Administration

		UNRESTRICTED	DESIGNATED AND/OR RESTRICTED					
ACCOUNT	**DESCRIPTION**	**STATE AND UNIVERSITY GENERATED**	**CASH**	**REVOLVING**	**FEDERAL**	**AUXILIARIES AND SERVICES**	**TRUST**	**TOTAL**
512100	Other Administrators	76,541	0	0	0	48,662	0	125,203
513000	Managerial/Professional	221,188	0	0	0	57,703	0	278,891
514000	Clerical/Technical/Service	2,216,501	0	0	0	1,112,991	0	3,329,492
516000	Student Wages	37,033	0	0	0	41,856	0	78,889
517000	Supplemental Salaries & Wages	0	0	2,052	0	68,038	0	70,090
	SUBTOTAL NONFACULTY	**2,551,263**	**0**	**2,052**	**0**	**1,329,250**	**0**	**3,882,565**
	SUBTOTAL SALARIES & WAGES	**2,551,263**	**0**	**2,052**	**0**	**1,329,250**	**0**	**3,882,565**
519100	Retirement Contribution	170,961	0	0	0	88,031	0	258,992
519200	FICA Contribution	192,258	0	0	0	93,280	0	285,538
519300	Health Insurance Contribution	744,690	0	0	0	340,380	0	1,085,070
519400	Life Insurance Contribution	4,525	0	0	0	2,194	0	6,719
	SUBTOTAL BENEFITS	**1,112,434**	**0**	**0**	**0**	**523,885**	**0**	**1,636,319**
	TOTAL PERSONAL SERVICES	**3,663,697**	**0**	**2,052**	**0**	**1,853,135**	**0**	**5,518,884**
521000	Operating Expense	623,152	0	47,791	0	428,644	0	1,099,587
529000	Utilities	3,130,138	0	0	0	1,693,839	0	4,823,977
540000	Travel	9,500	0	0	0	3,750	0	13,250
	TOTAL NET OPERATING EXPENSES	**3,762,790**	**0**	**47,791**	**0**	**2,126,233**	**0**	**5,936,814**
	SUB PROGRAM TOTAL	**7,426,487**	**0**	**49,843**	**0**	**3,979,368**	**0**	**11,455,698**

EXPENDITURE SUMMARY
2018-2019 GENERAL OPERATING BUDGET
UNIVERSITY OF NEBRASKA AT KEARNEY

SUBPROGRAM #/NAME 35 College of Arts & Sciences

		UNRESTRICTED	DESIGNATED AND/OR RESTRICTED					
ACCOUNT	**DESCRIPTION**	**STATE AND UNIVERSITY GENERATED**	**CASH**	**REVOLVING**	**FEDERAL**	**AUXILIARIES AND SERVICES**	**TRUST**	**TOTAL**
511000 FACULTY								
	Professor	4,956,314	0	0	0	0	3,459	4,959,773
	Associate Professor	2,233,514	0	0	0	0	0	2,233,514
	Assistant Professor	3,000,263	0	0	0	0	0	3,000,263
	Other	1,117,771	0	0	0	0	0	1,117,771
	SUBTOTAL FACULTY	**11,307,862**	**0**	**0**	**0**	**0**	**3,459**	**11,311,321**
512100	Other Administrators	34,538	0	0	0	0	0	34,538
512000	Chairpersons	589,425	0	0	0	0	0	589,425
513000	Managerial/Professional	336,393	0	0	0	0	50,875	387,268
514000	Clerical/Technical/Service	564,862	0	0	0	0	2,312	567,174
515000	Other Academic	10,771	0	0	0	0	0	10,771
516000	Student Wages	137,755	0	0	0	0	0	137,755
	SUBTOTAL NONFACULTY	**1,673,744**	**0**	**0**	**0**	**0**	**53,187**	**1,726,931**
	SUBTOTAL SALARIES & WAGES	**12,981,606**	**0**	**0**	**0**	**0**	**56,646**	**13,038,252**
519100	Retirement Contribution	1,006,764	0	0	0	0	4,532	1,011,296
519200	FICA Contribution	985,944	0	0	0	0	4,334	990,278
519300	Health Insurance Contribution	2,387,759	0	0	0	0	6,091	2,393,850
519400	Life Insurance Contribution	23,181	0	0	0	0	96	23,277
	SUBTOTAL BENEFITS	**4,403,648**	**0**	**0**	**0**	**0**	**15,053**	**4,418,701**
	TOTAL PERSONAL SERVICES	**17,385,254**	**0**	**0**	**0**	**0**	**71,699**	**17,456,953**
521000	Operating Expense	799,099	0	0	0	0	0	799,099
540000	Travel	68,645	0	0	0	0	0	68,645
550000	Capital Outlay	103,264	0	0	0	0	0	103,264
560000	Government Aid	1,879	0	0	0	0	0	1,879
	TOTAL NET OPERATING EXPENSES	**972,887**	**0**	**0**	**0**	**0**	**0**	**972,887**
	SUB PROGRAM TOTAL	**18,358,141**	**0**	**0**	**0**	**0**	**71,699**	**18,429,840**

EXPENDITURE SUMMARY
2018-2019 GENERAL OPERATING BUDGET
UNIVERSITY OF NEBRASKA AT KEARNEY

SUBPROGRAM #/NAME 41 Executive Administration

		UNRESTRICTED	DESIGNATED AND/OR RESTRICTED					
ACCOUNT	**DESCRIPTION**	**STATE AND UNIVERSITY GENERATED**	**CASH**	**REVOLVING**	**FEDERAL**	**AUXILIARIES AND SERVICES**	**TRUST**	**TOTAL**
	Other	4,141	0	0	0	0	0	4,141
	SUBTOTAL FACULTY	**4,141**	**0**	**0**	**0**	**0**	**0**	**4,141**
512100	Other Administrators	398,751	0	0	0	0	39,599	438,350
513000	Managerial/Professional	62,759	0	0	0	0	0	62,759
514000	Clerical/Technical/Service	36,876	0	0	0	0	0	36,876
	SUBTOTAL NONFACULTY	**498,386**	**0**	**0**	**0**	**0**	**39,599**	**537,985**
	SUBTOTAL SALARIES & WAGES	**502,527**	**0**	**0**	**0**	**0**	**39,599**	**542,126**
519100	Retirement Contribution	39,242	0	0	0	0	0	39,242
519200	FICA Contribution	27,997	0	0	0	0	1,500	29,497
519300	Health Insurance Contribution	46,860	0	0	0	0	0	46,860
519400	Life Insurance Contribution	628	0	0	0	0	0	628
	SUBTOTAL BENEFITS	**114,727**	**0**	**0**	**0**	**0**	**1,500**	**116,227**
	TOTAL PERSONAL SERVICES	**617,254**	**0**	**0**	**0**	**0**	**41,099**	**658,353**
521000	Operating Expense	49,777	0	0	0	0	0	49,777
540000	Travel	7,230	0	0	0	0	0	7,230
550000	Capital Outlay	2,193	0	0	0	0	0	2,193
	TOTAL NET OPERATING EXPENSES	**59,200**	**0**	**0**	**0**	**0**	**0**	**59,200**
	SUB PROGRAM TOTAL	**676,454**	**0**	**0**	**0**	**0**	**41,099**	**717,553**

EXPENDITURE SUMMARY
2018-2019 GENERAL OPERATING BUDGET
UNIVERSITY OF NEBRASKA AT KEARNEY

SUBPROGRAM #/NAME 42 Student Affairs

		UNRESTRICTED	DESIGNATED AND/OR RESTRICTED					
ACCOUNT	**DESCRIPTION**	**STATE AND UNIVERSITY GENERATED**	**CASH**	**REVOLVING**	**FEDERAL**	**AUXILIARIES AND SERVICES**	**TRUST**	**TOTAL**
512100	Other Administrators	516,549	0	0	0	220,396	0	736,945
513000	Managerial/Professional	1,555,286	0	0	122,516	713,855	0	2,391,657
514000	Clerical/Technical/Service	667,894	0	0	51,766	146,797	0	866,457
515000	Other Academic	0	0	0	0	32,618	0	32,618
516000	Student Wages	66,932	0	149,252	0	142,293	0	358,477
517000	Supplemental Salaries & Wages	0	0	0	0	802,072	0	802,072
	SUBTOTAL NONFACULTY	**2,806,661**	**0**	**149,252**	**174,282**	**2,058,031**	**0**	**5,188,226**
	SUBTOTAL SALARIES & WAGES	**2,806,661**	**0**	**149,252**	**174,282**	**2,058,031**	**0**	**5,188,226**
519100	Retirement Contribution	179,898	0	0	13,206	78,406	0	271,510
519200	FICA Contribution	208,487	0	0	13,332	82,476	0	304,295
519300	Health Insurance Contribution	613,937	0	0	20,115	272,633	0	906,685
519400	Life Insurance Contribution	4,882	0	0	314	1,946	0	7,142
	SUBTOTAL BENEFITS	**1,007,204**	**0**	**0**	**46,967**	**435,461**	**0**	**1,489,632**
	TOTAL PERSONAL SERVICES	**3,813,865**	**0**	**149,252**	**221,249**	**2,493,492**	**0**	**6,677,858**
521000	Operating Expense	344,072	0	244,330	0	7,112,156	0	7,700,558
540000	Travel	45,535	0	0	0	8,699	0	54,234
560000	Government Aid	0	0	0	0	17,000	0	17,000
	TOTAL NET OPERATING EXPENSES	**389,607**	**0**	**244,330**	**0**	**7,137,855**	**0**	**7,771,792**
	SUB PROGRAM TOTAL	**4,203,472**	**0**	**393,582**	**221,249**	**9,631,347**	**0**	**14,449,650**

EXPENDITURE SUMMARY
2018-2019 GENERAL OPERATING BUDGET
UNIVERSITY OF NEBRASKA AT KEARNEY

SUBPROGRAM #/NAME 43 Business and Finance

		UNRESTRICTED	DESIGNATED AND/OR RESTRICTED					
ACCOUNT	**DESCRIPTION**	**STATE AND UNIVERSITY GENERATED**	**CASH**	**REVOLVING**	**FEDERAL**	**AUXILIARIES AND SERVICES**	**TRUST**	**TOTAL**
	Assistant Professor	14,829	0	0	0	0	0	14,829
	SUBTOTAL FACULTY	**14,829**	**0**	**0**	**0**	**0**	**0**	**14,829**
512100	Other Administrators	395,749	0	0	0	372,281	0	768,030
513000	Managerial/Professional	626,418	0	0	0	361,299	27,423	1,015,140
514000	Clerical/Technical/Service	459,660	0	0	0	399,671	0	859,331
516000	Student Wages	9,979	0	0	0	31,259	0	41,238
517000	Supplemental Salaries & Wages	0	0	0	0	4,995	0	4,995
	SUBTOTAL NONFACULTY	**1,491,806**	**0**	**0**	**0**	**1,169,505**	**27,423**	**2,688,734**
	SUBTOTAL SALARIES & WAGES	**1,506,635**	**0**	**0**	**0**	**1,169,505**	**27,423**	**2,703,563**
519100	Retirement Contribution	117,515	0	0	0	74,426	2,194	194,135
519200	FICA Contribution	113,833	0	0	0	84,953	2,098	200,884
519300	Health Insurance Contribution	267,701	0	0	0	203,036	8,352	479,089
519400	Life Insurance Contribution	2,605	0	0	0	2,130	49	4,784
519800	Workers Compensation	0	0	0	0	0	8,163	8,163
	SUBTOTAL BENEFITS	**501,654**	**0**	**0**	**0**	**364,545**	**20,856**	**887,055**
	TOTAL PERSONAL SERVICES	**2,008,289**	**0**	**0**	**0**	**1,534,050**	**48,279**	**3,590,618**
521000	Operating Expense	335,982	0	0	0	379,481	0	715,463
540000	Travel	10,480	0	0	0	9,138	0	19,618
550000	Capital Outlay	691	0	0	0	6,816	0	7,507
	TOTAL NET OPERATING EXPENSES	**347,153**	**0**	**0**	**0**	**395,435**	**0**	**742,588**
	SUB PROGRAM TOTAL	**2,355,442**	**0**	**0**	**0**	**1,929,485**	**48,279**	**4,333,206**

EXPENDITURE SUMMARY
2018-2019 GENERAL OPERATING BUDGET
UNIVERSITY OF NEBRASKA AT KEARNEY

SUBPROGRAM #/NAME 44 General Expense

		UNRESTRICTED	DESIGNATED AND/OR RESTRICTED					
ACCOUNT	**DESCRIPTION**	**STATE AND UNIVERSITY GENERATED**	**CASH**	**REVOLVING**	**FEDERAL**	**AUXILIARIES AND SERVICES**	**TRUST**	**TOTAL**
512100	Other Administrators	184,544	0	0	0	27,760	0	212,304
513000	Managerial/Professional	443,013	0	0	0	44,986	0	487,999
514000	Clerical/Technical/Service	52,394	0	0	0	0	0	52,394
516000	Student Wages	279	0	0	0	0	0	279
517000	Supplemental Salaries & Wages	6,232	0	0	0	0	0	6,232
	SUBTOTAL NONFACULTY	**686,462**	**0**	**0**	**0**	**72,746**	**0**	**759,208**
	SUBTOTAL SALARIES & WAGES	**686,462**	**0**	**0**	**0**	**72,746**	**0**	**759,208**
519100	Retirement Contribution	48,061	0	0	0	5,820	0	53,881
519200	FICA Contribution	52,016	0	0	0	5,565	0	57,581
519300	Health Insurance Contribution	87,192	0	0	0	10,465	0	97,657
519400	Life Insurance Contribution	1,252	0	0	0	142	0	1,394
519700	Unemployment Compensation	46,000	0	0	0	5,000	0	51,000
519800	Workers Compensation	147,801	0	23,232	0	12,292	0	183,325
	SUBTOTAL BENEFITS	**382,322**	**0**	**23,232**	**0**	**39,284**	**0**	**444,838**
	TOTAL PERSONAL SERVICES	**1,068,784**	**0**	**23,232**	**0**	**112,030**	**0**	**1,204,046**
521000	Operating Expense	1,304,736	0	60,000	0	7,376,953	0	8,741,689
540000	Travel	8,156	0	0	0	0	0	8,156
550000	Capital Outlay	300	0	0	0	0	0	300
	TOTAL NET OPERATING EXPENSES	**1,313,192**	**0**	**60,000**	**0**	**7,376,953**	**0**	**8,750,145**
	SUB PROGRAM TOTAL	**2,381,976**	**0**	**83,232**	**0**	**7,488,983**	**0**	**9,954,191**

EXPENDITURE SUMMARY
2018-2019 GENERAL OPERATING BUDGET
UNIVERSITY OF NEBRASKA AT KEARNEY

SUBPROGRAM #/NAME 74 Agency Funds

		UNRESTRICTED	DESIGNATED AND/OR RESTRICTED					
ACCOUNT	**DESCRIPTION**	**STATE AND UNIVERSITY GENERATED**	**CASH**	**REVOLVING**	**FEDERAL**	**AUXILIARIES AND SERVICES**	**TRUST**	**TOTAL**
560000	Government Aid	0	0	0	28,000,000	0	0	28,000,000
	TOTAL NET OPERATING EXPENSES	**0**	**0**	**0**	**28,000,000**	**0**	**0**	**28,000,000**
	SUB PROGRAM TOTAL	**0**	**0**	**0**	**28,000,000**	**0**	**0**	**28,000,000**

EXPENDITURE SUMMARY
2018-2019 GENERAL OPERATING BUDGET
UNIVERSITY OF NEBRASKA AT KEARNEY

SUBPROGRAM #/NAME 77 Intercollegiate Athletics

		UNRESTRICTED	DESIGNATED AND/OR RESTRICTED					
ACCOUNT	DESCRIPTION	STATE AND UNIVERSITY GENERATED	CASH	REVOLVING	FEDERAL	AUXILIARIES AND SERVICES	TRUST	TOTAL
512100	Other Administrators	741,291	0	0	0	0	40,163	781,454
513000	Managerial/Professional	886,443	0	0	0	28	99,715	986,186
514000	Clerical/Technical/Service	97,683	0	0	0	0	0	97,683
515000	Other Academic	53,855	0	0	0	0	0	53,855
	SUBTOTAL NONFACULTY	**1,779,272**	**0**	**0**	**0**	**28**	**139,878**	**1,919,178**
	SUBTOTAL SALARIES & WAGES	**1,779,272**	**0**	**0**	**0**	**28**	**139,878**	**1,919,178**
519100	Retirement Contribution	124,309	0	0	0	0	11,190	135,499
519200	FICA Contribution	128,959	0	0	0	0	10,700	139,659
519300	Health Insurance Contribution	512,620	0	0	0	-28	32,663	545,255
519400	Life Insurance Contribution	3,036	0	0	0	0	252	3,288
	SUBTOTAL BENEFITS	**768,924**	**0**	**0**	**0**	**-28**	**54,805**	**823,701**
	TOTAL PERSONAL SERVICES	**2,548,196**	**0**	**0**	**0**	**0**	**194,683**	**2,742,879**
521000	Operating Expense	-173,349	0	0	0	371,930	40,000	238,581
550000	Capital Outlay	100,000	0	0	0	0	0	100,000
	TOTAL NET OPERATING EXPENSES	**-73,349**	**0**	**0**	**0**	**371,930**	**40,000**	**338,581**
	SUB PROGRAM TOTAL	**2,474,847**	**0**	**0**	**0**	**371,930**	**234,683**	**3,081,460**

EXPENDITURE SUMMARY
2018-2019 GENERAL OPERATING BUDGET
UNIVERSITY OF NEBRASKA AT KEARNEY

SUBPROGRAM #/NAME 98 Company Balance Sheets

		UNRESTRICTED	DESIGNATED AND/OR RESTRICTED					
ACCOUNT	**DESCRIPTION**	**STATE AND UNIVERSITY GENERATED**	**CASH**	**REVOLVING**	**FEDERAL**	**AUXILIARIES AND SERVICES**	**TRUST**	**TOTAL**
513000	Managerial/Professional	0	0	0	0	220,454	0	220,454
514000	Clerical/Technical/Service	0	0	0	0	25,923	0	25,923
	SUBTOTAL NONFACULTY	**0**	**0**	**0**	**0**	**246,377**	**0**	**246,377**
	SUBTOTAL SALARIES & WAGES	**0**	**0**	**0**	**0**	**246,377**	**0**	**246,377**
519100	Retirement Contribution	0	0	0	0	19,601	0	19,601
519200	FICA Contribution	0	0	0	0	18,848	0	18,848
519300	Health Insurance Contribution	0	0	0	0	57,552	0	57,552
519400	Life Insurance Contribution	0	0	0	0	443	0	443
	SUBTOTAL BENEFITS	**0**	**0**	**0**	**0**	**96,444**	**0**	**96,444**
	TOTAL PERSONAL SERVICES	**0**	**0**	**0**	**0**	**342,821**	**0**	**342,821**
521000	Operating Expense	0	0	0	0	12,000	0	12,000
	TOTAL NET OPERATING EXPENSES	**0**	**0**	**0**	**0**	**12,000**	**0**	**12,000**
	SUB PROGRAM TOTAL	**0**	**0**	**0**	**0**	**354,821**	**0**	**354,821**

EXPENDITURE SUMMARY
2018-2019 GENERAL OPERATING BUDGET
UNIVERSITY OF NEBRASKA AT KEARNEY

SUBPROGRAM #/NAME 99 Income Activity

		UNRESTRICTED	DESIGNATED AND/OR RESTRICTED					
ACCOUNT	**DESCRIPTION**	**STATE AND UNIVERSITY GENERATED**	**CASH**	**REVOLVING**	**FEDERAL**	**AUXILIARIES AND SERVICES**	**TRUST**	**TOTAL**
	Other	0	0	0	363,248	0	955,424	1,318,672
	SUBTOTAL FACULTY	**0**	**0**	**0**	**363,248**	**0**	**955,424**	**1,318,672**
516000	Student Wages	0	0	0	391,199	0	409,140	800,339
517000	Supplemental Salaries & Wages	0	0	249,308	0	0	0	249,308
	SUBTOTAL NONFACULTY	**0**	**0**	**249,308**	**391,199**	**0**	**409,140**	**1,049,647**
	SUBTOTAL SALARIES & WAGES	**0**	**0**	**249,308**	**754,447**	**0**	**1,364,564**	**2,368,319**
519100	Retirement Contribution	0	0	0	29,059	0	76,434	105,493
519200	FICA Contribution	0	0	0	27,789	0	73,091	100,880
519300	Health Insurance Contribution	0	0	0	108,420	0	113,424	221,844
519400	Life Insurance Contribution	0	0	0	655	0	1,719	2,374
	SUBTOTAL BENEFITS	**0**	**0**	**0**	**165,923**	**0**	**264,668**	**430,591**
	TOTAL PERSONAL SERVICES	**0**	**0**	**249,308**	**920,370**	**0**	**1,629,232**	**2,798,910**
521000	Operating Expense	0	0	868,152	839,130	0	1,691,518	3,398,800
560000	Government Aid	0	0	0	10,000,000	0	10,364,559	20,364,559
	TOTAL NET OPERATING EXPENSES	**0**	**0**	**868,152**	**10,839,130**	**0**	**12,056,077**	**23,763,359**
	SUB PROGRAM TOTAL	**0**	**0**	**1,117,460**	**11,759,500**	**0**	**13,685,309**	**26,562,269**

EXPENDITURE SUMMARY
2018-2019 GENERAL OPERATING BUDGET
UNIVERSITY OF NEBRASKA CENTRAL ADMINISTRATION
INCLUDING ITS

CAMPUS TOTAL

		UNRESTRICTED	DESIGNATED AND/OR RESTRICTED					
ACCOUNT	**DESCRIPTION**	**STATE AND UNIVERSITY GENERATED**	**CASH**	**REVOLVING**	**FEDERAL**	**AUXILIARIES AND SERVICES**	**TRUST**	**TOTAL**
511000 FACULTY								
	Professor	59,413	0	0	0	0	0	59,413
	SUBTOTAL FACULTY	**59,413**	**0**	**0**	**0**	**0**	**0**	**59,413**
512100	Other Administrators	7,909,432	0	176,282	105,551	0	288,692	8,479,957
513000	Managerial/Professional	17,698,650	173,410	6,046,697	82,970	125,641	1,256,812	25,384,180
514000	Clerical/Technical/Service	1,252,365	0	886,660	78,034	217,113	136,464	2,570,636
515000	Other Academic	0	0	41,860	0	0	0	41,860
516000	Student Wages	188,660	0	724,199	0	91,641	0	1,004,500
517000	Supplemental Salaries & Wages	1,961,709	0	20,000	0	0	0	1,981,709
	SUBTOTAL NONFACULTY	**29,010,816**	**173,410**	**7,895,698**	**266,555**	**434,395**	**1,681,968**	**39,462,842**
	SUBTOTAL SALARIES & WAGES	**29,070,229**	**173,410**	**7,895,698**	**266,555**	**434,395**	**1,681,968**	**39,522,255**
519100	Retirement Contribution	2,000,835	15,309	458,674	18,925	19,114	89,641	2,602,498
519200	FICA Contribution	1,827,444	13,841	565,686	15,460	23,024	90,940	2,536,395
519300	Health Insurance Contribution	2,938,309	22,230	1,054,906	45,581	48,219	139,009	4,248,254
519400	Life Insurance Contribution	27,839	210	7,655	267	434	1,298	37,703
519800	Workers Compensation	0	0	7,421	258	421	1,260	9,360
	SUBTOTAL BENEFITS	**6,794,427**	**51,590**	**2,094,342**	**80,491**	**91,212**	**322,148**	**9,434,210**
	TOTAL PERSONAL SERVICES	**35,864,656**	**225,000**	**9,990,040**	**347,046**	**525,607**	**2,004,116**	**48,956,465**
521000	Operating Expense	40,280,866	375,000	-7,404,933	1,652,954	-6,382,311	1,495,884	30,017,460
529000	Utilities	75,000	0	0	0	0	0	75,000
530000	Supplies & Materials	99,000	0	0	0	0	0	99,000
540000	Travel	233,500	0	0	0	0	0	233,500
550000	Capital Outlay	0	0	414,893	0	0	0	414,893
570000	Cost of Goods Sold	0	0	0	0	6,156,704	0	6,156,704
	TOTAL NET OPERATING EXPENSES	**40,688,366**	**375,000**	**-6,990,040**	**1,652,954**	**-225,607**	**1,495,884**	**36,996,557**
	CAMPUS TOTAL	**76,553,022**	**600,000**	**3,000,000**	**2,000,000**	**300,000**	**3,500,000**	**85,953,022**

REVENUE SUMMARY
2018-2019 GENERAL OPERATING BUDGET
UNIVERSITY OF NEBRASKA CENTRAL ADMINISTRATION
INCLUDING UNCSN

CAMPUS TOTAL

8/12/18 1:07:54PM

		UNRESTRICTED	DESIGNATED AND/OR RESTRICTED					
ACCOUNT	**DESCRIPTION**	**STATE AND UNIVERSITY GENERATED**	**CASH**	**REVOLVING**	**FEDERAL**	**AUXILIARIES AND SERVICES**	**TRUST**	**TOTAL**
410000	State Appropriation	64,559,874	0	0	0	0	0	64,559,874
TOTAL STATE SUPPORT		**64,559,874**	**0**	**0**	**0**	**0**	**0**	**64,559,874**
460000	Restricted Revenue	0	0	0	2,000,000	0	0	2,000,000
TOTAL FEDERAL FUND		**0**	**0**	**0**	**2,000,000**	**0**	**0**	**2,000,000**
442810	Other Student Fees	0	0	9,470,108	0	0	0	9,470,108
450000	Sales and Services	0	0	19,101,678	0	8,099,062	0	27,200,740
459950	Sales & Services/Offset -	0	0	-25,571,786	0	-7,799,062	0	-33,370,848
TOTAL REVOLVING FUND		**0**	**0**	**3,000,000**	**0**	**300,000**	**0**	**3,300,000**
460000	Restricted Revenue	0	0	0	0	0	3,500,000	3,500,000
TOTAL TRUST FUND		**0**	**0**	**0**	**0**	**0**	**3,500,000**	**3,500,000**
TOTAL GROSS TUITION		**0**	**0**	**0**	**0**	**0**	**0**	**0**
TOTAL TUITION OFFSETS		**0**	**0**	**0**	**0**	**0**	**0**	**0**
SUBTOTAL NET TUITION (CASH)		**0**	**0**	**0**	**0**	**0**	**0**	**0**
SUBTOTAL STUDENT FEES		**0**	**0**	**0**	**0**	**0**	**0**	**0**
450000	Sales and Services	0	600,000	0	0	0	0	600,000
490000	Other Revenues	11,993,148	0	0	0	0	0	11,993,148
SUBTOTAL OTHER CASH		**11,993,148**	**600,000**	**0**	**0**	**0**	**0**	**12,593,148**
TOTAL CASH FUND		**11,993,148**	**600,000**	**0**	**0**	**0**	**0**	**12,593,148**
TOTAL REVENUE		**76,553,022**	**600,000**	**3,000,000**	**2,000,000**	**300,000**	**3,500,000**	**85,953,022**

EXPENDITURE SUMMARY
2018-2019 GENERAL OPERATING BUDGET
UNIVERSITY OF NEBRASKA CENTRAL ADMINISTRATION
INCLUDING ITS

SUBPROGRAM #/NAME 29 Information Technology Services

		UNRESTRICTED	DESIGNATED AND/OR RESTRICTED					
ACCOUNT	**DESCRIPTION**	**STATE AND UNIVERSITY GENERATED**	**CASH**	**REVOLVING**	**FEDERAL**	**AUXILIARIES AND SERVICES**	**TRUST**	**TOTAL**
511000 FACULTY								
	Professor	59,413	0	0	0	0	0	59,413
	SUBTOTAL FACULTY	**59,413**	**0**	**0**	**0**	**0**	**0**	**59,413**
512100	Other Administrators	1,520,736	0	0	0	0	0	1,520,736
513000	Managerial/Professional	11,033,227	173,410	5,257,903	0	125,641	0	16,590,181
514000	Clerical/Technical/Service	741,960	0	674,105	0	217,113	0	1,633,178
516000	Student Wages	148,260	0	724,199	0	91,641	0	964,100
517000	Supplemental Salaries & Wages	200,000	0	20,000	0	0	0	220,000
	SUBTOTAL NONFACULTY	**13,644,183**	**173,410**	**6,676,207**	**0**	**434,395**	**0**	**20,928,195**
	SUBTOTAL SALARIES & WAGES	**13,703,596**	**173,410**	**6,676,207**	**0**	**434,395**	**0**	**20,987,608**
519100	Retirement Contribution	1,006,677	15,309	382,758	0	19,114	0	1,423,858
519200	FICA Contribution	905,115	13,841	472,056	0	23,024	0	1,414,036
519300	Health Insurance Contribution	1,456,994	22,230	880,298	0	48,219	0	2,407,741
519400	Life Insurance Contribution	13,866	210	6,390	0	434	0	20,900
519800	Workers Compensation	0	0	6,195	0	421	0	6,616
	SUBTOTAL BENEFITS	**3,382,652**	**51,590**	**1,747,697**	**0**	**91,212**	**0**	**5,273,151**
	TOTAL PERSONAL SERVICES	**17,086,248**	**225,000**	**8,423,904**	**0**	**525,607**	**0**	**26,260,759**
521000	Operating Expense	4,023,074	375,000	-8,320,917	0	1,116,751	0	-2,806,092
570000	Cost of Goods Sold	0	0	0	0	6,156,704	0	6,156,704
	TOTAL NET OPERATING EXPENSES	**4,023,074**	**375,000**	**-8,320,917**	**0**	**7,273,455**	**0**	**3,350,612**
	SUB PROGRAM TOTAL	**21,109,322**	**600,000**	**102,987**	**0**	**7,799,062**	**0**	**29,611,371**

EXPENDITURE SUMMARY
2018-2019 GENERAL OPERATING BUDGET
UNIVERSITY OF NEBRASKA CENTRAL ADMINISTRATION
INCLUDING ITS

SUBPROGRAM #/NAME 30 Distance Education

		UNRESTRICTED	DESIGNATED AND/OR RESTRICTED					
ACCOUNT	**DESCRIPTION**	**STATE AND UNIVERSITY GENERATED**	**CASH**	**REVOLVING**	**FEDERAL**	**AUXILIARIES AND SERVICES**	**TRUST**	**TOTAL**
512100	Other Administrators	0	0	176,282	0	0	0	176,282
513000	Managerial/Professional	0	0	788,794	0	0	0	788,794
514000	Clerical/Technical/Service	0	0	212,555	0	0	0	212,555
515000	Other Academic	0	0	41,860	0	0	0	41,860
	SUBTOTAL NONFACULTY	**0**	**0**	**1,219,491**	**0**	**0**	**0**	**1,219,491**
	SUBTOTAL SALARIES & WAGES	**0**	**0**	**1,219,491**	**0**	**0**	**0**	**1,219,491**
519100	Retirement Contribution	0	0	75,916	0	0	0	75,916
519200	FICA Contribution	0	0	93,630	0	0	0	93,630
519300	Health Insurance Contribution	0	0	174,608	0	0	0	174,608
519400	Life Insurance Contribution	0	0	1,265	0	0	0	1,265
519800	Workers Compensation	0	0	1,226	0	0	0	1,226
	SUBTOTAL BENEFITS	**0**	**0**	**346,645**	**0**	**0**	**0**	**346,645**
	TOTAL PERSONAL SERVICES	**0**	**0**	**1,566,136**	**0**	**0**	**0**	**1,566,136**
521000	Operating Expense	0	0	915,984	0	0	0	915,984
550000	Capital Outlay	0	0	414,893	0	0	0	414,893
	TOTAL NET OPERATING EXPENSES	**0**	**0**	**1,330,877**	**0**	**0**	**0**	**1,330,877**
	SUB PROGRAM TOTAL	**0**	**0**	**2,897,013**	**0**	**0**	**0**	**2,897,013**

EXPENDITURE SUMMARY
2018-2019 GENERAL OPERATING BUDGET
UNIVERSITY OF NEBRASKA CENTRAL ADMINISTRATION
INCLUDING ITS

SUBPROGRAM #/NAME 31 EPSCoR

		UNRESTRICTED	DESIGNATED AND/OR RESTRICTED					
ACCOUNT	**DESCRIPTION**	**STATE AND UNIVERSITY GENERATED**	**CASH**	**REVOLVING**	**FEDERAL**	**AUXILIARIES AND SERVICES**	**TRUST**	**TOTAL**
512100	Other Administrators	35,184	0	0	105,551	0	0	140,735
513000	Managerial/Professional	20,743	0	0	82,970	0	0	103,713
514000	Clerical/Technical/Service	19,508	0	0	78,034	0	0	97,542
	SUBTOTAL NONFACULTY	**75,435**	**0**	**0**	**266,555**	**0**	**0**	**341,990**
	SUBTOTAL SALARIES & WAGES	**75,435**	**0**	**0**	**266,555**	**0**	**0**	**341,990**
519100	Retirement Contribution	5,507	0	0	18,925	0	0	24,432
519200	FICA Contribution	4,979	0	0	15,460	0	0	20,439
519300	Health Insurance Contribution	7,996	0	0	45,581	0	0	53,577
519400	Life Insurance Contribution	75	0	0	267	0	0	342
519800	Workers Compensation	0	0	0	258	0	0	258
	SUBTOTAL BENEFITS	**18,557**	**0**	**0**	**80,491**	**0**	**0**	**99,048**
	TOTAL PERSONAL SERVICES	**93,992**	**0**	**0**	**347,046**	**0**	**0**	**441,038**
521000	Operating Expense	321,299	0	0	1,652,954	0	0	1,974,253
	TOTAL NET OPERATING EXPENSES	**321,299**	**0**	**0**	**1,652,954**	**0**	**0**	**1,974,253**
	SUB PROGRAM TOTAL	**415,291**	**0**	**0**	**2,000,000**	**0**	**0**	**2,415,291**

EXPENDITURE SUMMARY
2018-2019 GENERAL OPERATING BUDGET
UNIVERSITY OF NEBRASKA CENTRAL ADMINISTRATION
INCLUDING ITS

SUBPROGRAM #/NAME 32 Research Initiative

		UNRESTRICTED	DESIGNATED AND/OR RESTRICTED					
ACCOUNT	**DESCRIPTION**	**STATE AND UNIVERSITY GENERATED**	**CASH**	**REVOLVING**	**FEDERAL**	**AUXILIARIES AND SERVICES**	**TRUST**	**TOTAL**
521000	Operating Expense	11,404,187	0	0	0	0	0	11,404,187
	TOTAL NET OPERATING EXPENSES	**11,404,187**	**0**	**0**	**0**	**0**	**0**	**11,404,187**
	SUB PROGRAM TOTAL	**11,404,187**	**0**	**0**	**0**	**0**	**0**	**11,404,187**

EXPENDITURE SUMMARY

2018-2019 GENERAL OPERATING BUDGET

UNIVERSITY OF NEBRASKA CENTRAL ADMINISTRATION

INCLUDING ITS

SUBPROGRAM #/NAME 33 Facilities Management & Planning

		UNRESTRICTED	DESIGNATED AND/OR RESTRICTED					
ACCOUNT	**DESCRIPTION**	**STATE AND UNIVERSITY GENERATED**	**CASH**	**REVOLVING**	**FEDERAL**	**AUXILIARIES AND SERVICES**	**TRUST**	**TOTAL**
521000	Operating Expense	11,000,000	0	0	0	0	0	11,000,000
	TOTAL NET OPERATING EXPENSES	**11,000,000**	**0**	**0**	**0**	**0**	**0**	**11,000,000**
	SUB PROGRAM TOTAL	**11,000,000**	**0**	**0**	**0**	**0**	**0**	**11,000,000**

EXPENDITURE SUMMARY
2018-2019 GENERAL OPERATING BUDGET
UNIVERSITY OF NEBRASKA CENTRAL ADMINISTRATION
INCLUDING ITS

SUBPROGRAM #/NAME 41 System Administration

		UNRESTRICTED	DESIGNATED AND/OR RESTRICTED					
ACCOUNT	**DESCRIPTION**	**STATE AND UNIVERSITY GENERATED**	**CASH**	**REVOLVING**	**FEDERAL**	**AUXILIARIES AND SERVICES**	**TRUST**	**TOTAL**
512100	Other Administrators	5,455,569	0	0	0	0	0	5,455,569
513000	Managerial/Professional	1,934,987	0	0	0	0	0	1,934,987
514000	Clerical/Technical/Service	385,443	0	0	0	0	0	385,443
516000	Student Wages	40,400	0	0	0	0	0	40,400
517000	Supplemental Salaries & Wages	1,266,000	0	0	0	0	0	1,266,000
	SUBTOTAL NONFACULTY	**9,082,399**	**0**	**0**	**0**	**0**	**0**	**9,082,399**
	SUBTOTAL SALARIES & WAGES	**9,082,399**	**0**	**0**	**0**	**0**	**0**	**9,082,399**
519100	Retirement Contribution	521,210	0	0	0	0	0	521,210
519200	FICA Contribution	494,733	0	0	0	0	0	494,733
519300	Health Insurance Contribution	794,570	0	0	0	0	0	794,570
519400	Life Insurance Contribution	7,495	0	0	0	0	0	7,495
	SUBTOTAL BENEFITS	**1,818,008**	**0**	**0**	**0**	**0**	**0**	**1,818,008**
	TOTAL PERSONAL SERVICES	**10,900,407**	**0**	**0**	**0**	**0**	**0**	**10,900,407**
521000	Operating Expense	1,365,552	0	0	0	0	250,000	1,615,552
529000	Utilities	75,000	0	0	0	0	0	75,000
530000	Supplies & Materials	99,000	0	0	0	0	0	99,000
540000	Travel	218,500	0	0	0	0	0	218,500
	TOTAL NET OPERATING EXPENSES	**1,758,052**	**0**	**0**	**0**	**0**	**250,000**	**2,008,052**
	SUB PROGRAM TOTAL	**12,658,459**	**0**	**0**	**0**	**0**	**250,000**	**12,908,459**

EXPENDITURE SUMMARY
2018-2019 GENERAL OPERATING BUDGET
UNIVERSITY OF NEBRASKA CENTRAL ADMINISTRATION
INCLUDING ITS

SUBPROGRAM #/NAME 42 Nebraska Student Information System

		UNRESTRICTED	DESIGNATED AND/OR RESTRICTED					
ACCOUNT	**DESCRIPTION**	**STATE AND UNIVERSITY GENERATED**	**CASH**	**REVOLVING**	**FEDERAL**	**AUXILIARIES AND SERVICES**	**TRUST**	**TOTAL**
513000	Managerial/Professional	1,575,409	0	0	0	0	0	1,575,409
514000	Clerical/Technical/Service	24,339	0	0	0	0	0	24,339
517000	Supplemental Salaries & Wages	42,709	0	0	0	0	0	42,709
	SUBTOTAL NONFACULTY	**1,642,457**	**0**	**0**	**0**	**0**	**0**	**1,642,457**
	SUBTOTAL SALARIES & WAGES	**1,642,457**	**0**	**0**	**0**	**0**	**0**	**1,642,457**
519100	Retirement Contribution	124,218	0	0	0	0	0	124,218
519200	FICA Contribution	112,306	0	0	0	0	0	112,306
519300	Health Insurance Contribution	180,370	0	0	0	0	0	180,370
519400	Life Insurance Contribution	1,702	0	0	0	0	0	1,702
	SUBTOTAL BENEFITS	**418,596**	**0**	**0**	**0**	**0**	**0**	**418,596**
	TOTAL PERSONAL SERVICES	**2,061,053**	**0**	**0**	**0**	**0**	**0**	**2,061,053**
521000	Operating Expense	1,585,876	0	0	0	0	0	1,585,876
	TOTAL NET OPERATING EXPENSES	**1,585,876**	**0**	**0**	**0**	**0**	**0**	**1,585,876**
	SUB PROGRAM TOTAL	**3,646,929**	**0**	**0**	**0**	**0**	**0**	**3,646,929**

EXPENDITURE SUMMARY
2018-2019 GENERAL OPERATING BUDGET
UNIVERSITY OF NEBRASKA CENTRAL ADMINISTRATION
INCLUDING ITS

SUBPROGRAM #/NAME 45 SAP Activity

		UNRESTRICTED	DESIGNATED AND/OR RESTRICTED					
ACCOUNT	DESCRIPTION	STATE AND UNIVERSITY GENERATED	CASH	REVOLVING	FEDERAL	AUXILIARIES AND SERVICES	TRUST	TOTAL
513000	Managerial/Professional	2,263,563	0	0	0	0	0	2,263,563
	SUBTOTAL NONFACULTY	**2,263,563**	**0**	**0**	**0**	**0**	**0**	**2,263,563**
	SUBTOTAL SALARIES & WAGES	**2,263,563**	**0**	**0**	**0**	**0**	**0**	**2,263,563**
519100	Retirement Contribution	175,983	0	0	0	0	0	175,983
519200	FICA Contribution	159,108	0	0	0	0	0	159,108
519300	Health Insurance Contribution	255,538	0	0	0	0	0	255,538
519400	Life Insurance Contribution	2,410	0	0	0	0	0	2,410
	SUBTOTAL BENEFITS	**593,039**	**0**	**0**	**0**	**0**	**0**	**593,039**
	TOTAL PERSONAL SERVICES	**2,856,602**	**0**	**0**	**0**	**0**	**0**	**2,856,602**
521000	Operating Expense	1,282,879	0	0	0	0	0	1,282,879
540000	Travel	15,000	0	0	0	0	0	15,000
	TOTAL NET OPERATING EXPENSES	**1,297,879**	**0**	**0**	**0**	**0**	**0**	**1,297,879**
	SUB PROGRAM TOTAL	**4,154,481**	**0**	**0**	**0**	**0**	**0**	**4,154,481**

EXPENDITURE SUMMARY
2018-2019 GENERAL OPERATING BUDGET
UNIVERSITY OF NEBRASKA CENTRAL ADMINISTRATION
INCLUDING ITS

SUBPROGRAM #/NAME 46 General Administration

		UNRESTRICTED	DESIGNATED AND/OR RESTRICTED					
ACCOUNT	**DESCRIPTION**	**STATE AND UNIVERSITY GENERATED**	**CASH**	**REVOLVING**	**FEDERAL**	**AUXILIARIES AND SERVICES**	**TRUST**	**TOTAL**
512100	Other Administrators	897,943	0	0	0	0	288,692	1,186,635
513000	Managerial/Professional	870,721	0	0	0	0	1,256,812	2,127,533
514000	Clerical/Technical/Service	81,115	0	0	0	0	136,464	217,579
517000	Supplemental Salaries & Wages	453,000	0	0	0	0	0	453,000
	SUBTOTAL NONFACULTY	**2,302,779**	**0**	**0**	**0**	**0**	**1,681,968**	**3,984,747**
	SUBTOTAL SALARIES & WAGES	**2,302,779**	**0**	**0**	**0**	**0**	**1,681,968**	**3,984,747**
519100	Retirement Contribution	167,240	0	0	0	0	89,641	256,881
519200	FICA Contribution	151,203	0	0	0	0	90,940	242,143
519300	Health Insurance Contribution	242,841	0	0	0	0	139,009	381,850
519400	Life Insurance Contribution	2,291	0	0	0	0	1,298	3,589
519800	Workers Compensation	0	0	0	0	0	1,260	1,260
	SUBTOTAL BENEFITS	**563,575**	**0**	**0**	**0**	**0**	**322,148**	**885,723**
	TOTAL PERSONAL SERVICES	**2,866,354**	**0**	**0**	**0**	**0**	**2,004,116**	**4,870,470**
521000	Operating Expense	9,297,999	0	0	0	0	1,245,884	10,543,883
	TOTAL NET OPERATING EXPENSES	**9,297,999**	**0**	**0**	**0**	**0**	**1,245,884**	**10,543,883**
	SUB PROGRAM TOTAL	**12,164,353**	**0**	**0**	**0**	**0**	**3,250,000**	**15,414,353**

EXPENDITURE SUMMARY
2018-2019 GENERAL OPERATING BUDGET
UNIVERSITY OF NEBRASKA CENTRAL ADMINISTRATION
INCLUDING ITS

SUBPROGRAM #/NAME 97 Clearing Centers

		UNRESTRICTED	DESIGNATED AND/OR RESTRICTED					
ACCOUNT	**DESCRIPTION**	**STATE AND UNIVERSITY GENERATED**	**CASH**	**REVOLVING**	**FEDERAL**	**AUXILIARIES AND SERVICES**	**TRUST**	**TOTAL**
521000	Operating Expense	0	0	0	0	-7,499,062	0	-7,499,062
	TOTAL NET OPERATING EXPENSES	**0**	**0**	**0**	**0**	**-7,499,062**	**0**	**-7,499,062**
	SUB PROGRAM TOTAL	**0**	**0**	**0**	**0**	**-7,499,062**	**0**	**-7,499,062**

COST OBJECT LISTING BY SUB PROGRAM
2018-2019GENERAL OPERATING BUDGET
UNIVERSITY OF NEBRASKA - LINCOLN
Excluding IANR and NCTA

SUBPROGRAM #/NAME: 01 Academics Affairs

UNL-State General Fund-711 State & University Generated/Unrestricted

COST OBJECT		FACULTY Dollar	FACULTY FTE	NON FACULTY Dollar	NON FACULTY FTE	EMPLOYEE BENEFITS	PERSONAL SERVICE CREDITS	TOTAL PERSONAL SERVICES	TOTAL OPERATING EXPENSES	TOTAL
21-0101-0001	Office of EVC	0	0.00	2,415,503	15.00	420,523	0	2,836,026	114,826	2,950,852
21-0101-0004	Diversity Chancellor Pool	200,676	7.50	73,766	0.00	0	0	274,442	92,000	366,442
21-0101-0005	EVC Commitments	43	0.00	8,729	0.25	1,151	0	9,923	10,749	20,672
21-0101-0007	Diversity Central Admin Pool	2,537,315	0.00	92,001	0.00	0	0	2,629,316	0	2,629,316
21-0101-0008	EVC-Distinguished Prof	256,505	0.00	0	0.00	55,603	0	312,108	0	312,108
21-0101-0010	EVC-Faculty Pool	609,929	0.00	0	0.00	0	0	609,929	0	609,929
21-0101-0012	VSIP Funding Pool	399,823	0.00	0	0.00	0	0	399,823	0	399,823
21-0101-0013	VSIP 2014-15 Funding Pool	922,332	0.00	0	0.00	0	0	922,332	0	922,332
21-0101-0021	International Student Fee	0	0.00	0	0.00	0	0	0	5,700	5,700
21-0101-5100	POE EVC	0	0.00	18,620	0.00	0	0	18,620	1,748,966	1,767,586
21-0101-5702	ODE Course Development	0	0.00	0	0.00	0	0	0	1,578,044	1,578,044
21-0101-5800	EVC Diff Tuition Temp	1,485,234	0.00	0	0.00	0	0	1,485,234	0	1,485,234
21-0101-5801	Diff Tuition ASF-CoE	204,780	0.00	0	0.00	0	0	204,780	0	204,780
21-0101-5802	Diff Tuition ASF-CBA	344,170	0.00	0	0.00	0	0	344,170	0	344,170
21-0101-5803	Diff Tuition ASF-Arch	5,918	0.00	0	0.00	0	0	5,918	0	5,918
21-0105-0001	Faculty Senate	0	0.00	75,033	1.00	15,510	0	90,543	16,157	106,700
21-0108-0002	College Distinguished Tchg Awards	15,375	0.00	0	0.00	0	0	15,375	0	15,375
21-0108-0004	Acad Dist Teachers & Peer Review	15,000	0.00	2,500	0.00	19,022	0	36,522	0	36,522
21-0111-0001	Honors Pgm	257,000	0.00	226,601	3.23	69,256	0	552,857	1,059	553,916
21-0111-0004	Honors Pgm-Book Scholarship	0	0.00	0	0.00	0	0	0	675,000	675,000
21-0111-5101	POE - Honors Pgm	0	0.00	61,728	1.17	0	0	61,728	71,540	133,268
21-0112-0001	Graduate Studies	0	0.00	1,405,243	26.75	405,061	0	1,810,304	194,168	2,004,472
21-0112-0005	Grad Studies Grambling State	0	0.00	0	0.00	0	0	0	10,000	10,000
21-0116-0001	Public Policy Cnt	0	0.00	159,803	0.75	47,630	0	207,433	0	207,433
21-0117-0001	Exploratory & Pre-Prof Advising Cnt	0	0.00	0	0.00	0	0	0	20,263	20,263
21-0117-5801	Explore Center-Diff	0	0.00	525,100	12.00	0	0	525,100	31,060	556,160
21-0123-0001	Undergraduate Programs	0	0.00	208,373	2.40	57,333	0	265,706	22,880	288,586
21-0123-5101	UG POE-Undergraduate Programs	0	0.00	126,085	2.60	0	0	126,085	113,199	239,284
21-0123-5701	Undergrad Ed-Distance Ed	0	0.00	36,503	0.50	0	0	36,503	0	36,503
21-0123-5801	Undergraduate Programs-Diff	0	0.00	21,742	0.50	0	0	21,742	0	21,742
21-0124-5101	POE Raikes Schl Comp Sci & Mgm	183,682	1.00	773,432	8.00	0	0	957,114	251,753	1,208,867
21-0125-0001	Partnership Degree Pgm	0	0.00	162,700	1.00	85,327	0	248,027	0	248,027
21-0125-0002	Confucius Institute-SCH	0	0.00	0	0.00	36,389	0	36,389	0	36,389
21-0126-0001	Undergrad Ed & Student Success	0	0.00	44,224	0.60	7,370	0	51,594	0	51,594
21-0127-0001	Career Services	0	0.00	669,180	12.21	190,267	0	859,447	801	860,248
21-0128-0001	First Year Expr & Transition Programs	0	0.00	43,775	1.00	16,120	0	59,895	0	59,895
21-0128-0003	FYETP-Emerging Leaders	0	0.00	43,260	1.00	6,235	0	49,495	0	49,495
21-0128-5801	First Year Expr & Transition Progms-Diff	0	0.00	246,346	5.00	0	0	246,346	25,000	271,346
21-0128-5802	FYE&TP-First Husker Orientation Program	0	0.00	0	0.00	0	0	0	45,000	45,000
21-0129-0001	Military and Veteran Success Center	0	0.00	88,720	2.00	28,105	0	116,825	20,000	136,825
21-0130-0001	Instl Effectiveness & Analytics	0	0.00	572,668	7.50	146,261	0	718,929	23,500	742,429
21-0130-5701	Insti Effectivenes & Analytics-Dist Ed	0	0.00	61,813	0.00	0	0	61,813	0	61,813
	TOTAL	**7,437,782**	**8.50**	**8,163,448**	**104.45**	**1,607,163**	**0**	**17,208,393**	**5,071,665**	**22,280,058**

UNL-State General Fund-711 Revolving/Designated

COST OBJECT		FACULTY Dollar	FACULTY FTE	NON FACULTY Dollar	NON FACULTY FTE	EMPLOYEE BENEFITS	PERSONAL SERVICE CREDITS	TOTAL PERSONAL SERVICES	TOTAL OPERATING EXPENSES	TOTAL
22-0116-0002	PPC-Service Center Account	73,744	1.00	1,064,215	16.70	169,416	0	1,307,375	0	1,307,375
22-0130-0001	Instl Effectiveness & Analytics Tech Fee	0	0.00	127,084	2.00	13,036	0	140,120	0	140,120
	TOTAL	**73,744**	**1.00**	**1,191,299**	**18.70**	**182,452**	**0**	**1,447,495**	**0**	**1,447,495**

COST OBJECT LISTING BY SUB PROGRAM
2018-2019GENERAL OPERATING BUDGET
UNIVERSITY OF NEBRASKA - LINCOLN
Excluding IANR and NCTA

SUBPROGRAM #/NAME: 01 Academics Affairs

UNL-Federal Letter of Credit-716 Federal/Restricted

COST OBJECT		FACULTY Dollar	FACULTY FTE	NON FACULTY Dollar	NON FACULTY FTE	EMPLOYEE BENEFITS	PERSONAL SERVICE CREDITS	TOTAL PERSONAL SERVICES	TOTAL OPERATING EXPENSES	TOTAL
24-0127-2016001	2015-16 Educ WS Job Locator Program	0	0.00	9,273	0.30	0	0	9,273	0	9,273
24-0127-2018001	Career Services	0	0.00	24,374	0.59	4,023	0	28,397	0	28,397
	TOTAL	**0**	**0.00**	**33,647**	**0.89**	**4,023**	**0**	**37,670**	**0**	**37,670**

UNL-Federal Advance-717 Federal/Restricted

COST OBJECT		FACULTY Dollar	FACULTY FTE	NON FACULTY Dollar	NON FACULTY FTE	EMPLOYEE BENEFITS	PERSONAL SERVICE CREDITS	TOTAL PERSONAL SERVICES	TOTAL OPERATING EXPENSES	TOTAL
25-0101-0014001	VC Academic Affairs	16,543	0.25	0	0.00	0	0	16,543	0	16,543
	TOTAL	**16,543**	**0.25**	**0**	**0.00**	**0**	**0**	**16,543**	**0**	**16,543**

UNL-Trust-Grant/Cont/Loan/End-718 Trust/Restricted

COST OBJECT		FACULTY Dollar	FACULTY FTE	NON FACULTY Dollar	NON FACULTY FTE	EMPLOYEE BENEFITS	PERSONAL SERVICE CREDITS	TOTAL PERSONAL SERVICES	TOTAL OPERATING EXPENSES	TOTAL
26-0123-0003001	William H Thompson Scholars	0	0.00	363,771	8.00	62,488	0	426,259	0	426,259
	TOTAL	**0**	**0.00**	**363,771**	**8.00**	**62,488**	**0**	**426,259**	**0**	**426,259**

UNL-Auxiliary-719 Auxiliaries & Services/Restricted

COST OBJECT		FACULTY Dollar	FACULTY FTE	NON FACULTY Dollar	NON FACULTY FTE	EMPLOYEE BENEFITS	PERSONAL SERVICE CREDITS	TOTAL PERSONAL SERVICES	TOTAL OPERATING EXPENSES	TOTAL
23-0124-0001	Raikes School Master	20,708	0.50	65,749	1.00	0	0	86,457	2,736	89,193
23-0124-3001	Raikes Design Studio	125,558	1.35	40,374	0.34	11,340	0	177,272	0	177,272
23-0127-0001	Career Services	0	0.00	111,879	2.95	11,701	0	123,580	35,424	159,004
	TOTAL	**146,266**	**1.85**	**218,002**	**4.29**	**23,041**	**0**	**387,309**	**38,160**	**425,469**
	SUB PROGRAM TOTAL	**7,674,335**	**12**	**9,970,167**	**136**	**1,879,167**	**0**	**19,523,669**	**5,109,825**	**24,633,494**

SUBPROGRAM #/NAME: 02 College of Architecture

UNL-State General Fund-711 State & University Generated/Unrestricted

COST OBJECT		FACULTY Dollar	FACULTY FTE	NON FACULTY Dollar	NON FACULTY FTE	EMPLOYEE BENEFITS	PERSONAL SERVICE CREDITS	TOTAL PERSONAL SERVICES	TOTAL OPERATING EXPENSES	TOTAL
21-0201-0001	Dean College Of Architecture	18,024	0.12	598,723	9.11	138,651	0	755,398	69,200	824,598
21-0201-5701	Col of Architecture-Distance Ed	0	0.00	0	0.00	0	0	0	31,832	31,832
21-0202-0001	Architecture General	5,385	0.00	0	0.00	0	0	5,385	0	5,385
21-0202-5102	POE Architecture-Visual Literacy	63,474	0.81	0	0.00	0	0	63,474	0	63,474
21-0202-5801	College Arch Diff Tuition	719,331	0.24	35,511	1.00	0	0	754,842	0	754,842
21-0202-5810	College Diff	0	0.00	119,844	3.00	0	0	119,844	0	119,844
21-0205-0001	Architecture	1,224,639	14.13	152,917	4.25	329,869	0	1,707,425	0	1,707,425
21-0206-0001	Community & Regional Planning	381,914	4.76	22,785	0.10	104,820	0	509,519	0	509,519
21-0207-0001	Interior Design	222,937	3.00	18	0.00	69,839	0	292,794	0	292,794
21-0208-0001	Landscape Architecture	259,786	2.77	0	0.00	67,041	0	326,827	0	326,827
	TOTAL	**2,895,490**	**25.83**	**929,798**	**17.46**	**710,220**	**0**	**4,535,508**	**101,032**	**4,636,540**

UNL-State General Fund-711 Revolving/Designated

COST OBJECT		FACULTY Dollar	FACULTY FTE	NON FACULTY Dollar	NON FACULTY FTE	EMPLOYEE BENEFITS	PERSONAL SERVICE CREDITS	TOTAL PERSONAL SERVICES	TOTAL OPERATING EXPENSES	TOTAL
22-0202-0001	Architecture General Community Studies	0	0.00	0	0.00	0	0	0	33,000	33,000
22-0202-0002	Architecture General Student Tech Fee	0	0.00	0	0.00	0	0	0	45,400	45,400

COST OBJECT LISTING BY SUB PROGRAM
2018-2019GENERAL OPERATING BUDGET
UNIVERSITY OF NEBRASKA - LINCOLN
Excluding IANR and NCTA

SUBPROGRAM #/NAME: 02 College of Architecture

	TOTAL	**0**	**0.00**	**0**	**0.00**	**0**	**0**	**0**	**78,400**	**78,400**

UNL-Trust-Grant/Cont/Loan/End-718 Trust/Restricted

COST OBJECT		FACULTY Dollar	FACULTY FTE	NON FACULTY Dollar	NON FACULTY FTE	EMPLOYEE BENEFITS	PERSONAL SERVICE CREDITS	TOTAL PERSONAL SERVICES	TOTAL OPERATING EXPENSES	TOTAL
26-0201-0006001	Eloise Kruger Collection	0	0.00	26,343	0.60	5,631	0	31,974	0	31,974
27-0201-0051001	NU FDN Bachman Prof Health Care 01126600	10,000	0.00	0	0.00	1,193	0	11,193	0	11,193
27-0206-0001001	Hyde Chair Of Planning	15,000	0.00	0	0.00	0	0	15,000	0	15,000
	TOTAL	**25,000**	**0.00**	**26,343**	**0.60**	**6,824**	**0**	**58,167**	**0**	**58,167**

UNL-Auxiliary-719 Auxiliaries & Services/Restricted

COST OBJECT		FACULTY Dollar	FACULTY FTE	NON FACULTY Dollar	NON FACULTY FTE	EMPLOYEE BENEFITS	PERSONAL SERVICE CREDITS	TOTAL PERSONAL SERVICES	TOTAL OPERATING EXPENSES	TOTAL
23-0202-0001	Arch Gen-Media Center	0	0.00	16,000	1.00	84	0	16,084	59,000	75,084
23-0205-0001	Arch-High School Workshop	0	0.00	0	0.00	0	0	0	14,000	14,000
	TOTAL	**0**	**0.00**	**16,000**	**1.00**	**84**	**0**	**16,084**	**73,000**	**89,084**
	SUB PROGRAM TOTAL	**2,920,490**	**26**	**972,141**	**19**	**717,128**	**0**	**4,609,759**	**252,432**	**4,862,191**

SUBPROGRAM #/NAME: 05 College of Arts and Sciences

UNL-State General Fund-711 State & University Generated/Unrestricted

COST OBJECT		FACULTY Dollar	FACULTY FTE	NON FACULTY Dollar	NON FACULTY FTE	EMPLOYEE BENEFITS	PERSONAL SERVICE CREDITS	TOTAL PERSONAL SERVICES	TOTAL OPERATING EXPENSES	TOTAL
21-0501-0001	Dean Arts & Sciences	0	0.00	2,226,785	34.37	599,940	0	2,826,725	48,602	2,875,327
21-0501-5701	A&S Dean-Distance Ed	0	0.00	76,531	2.00	0	0	76,531	0	76,531
21-0502-0001	Arts & Science General	1,012,417	0.00	1,005,914	0.00	0	0	2,018,331	-242,460	1,775,871
21-0502-5701	A&S Gen-Distance Ed	94,165	0.00	0	0.00	0	0	94,165	1,754,283	1,848,448
21-0503-0001	OldH Business Co-op	0	0.00	183,617	3.75	0	0	183,617	0	183,617
21-0503-0002	New Bus Co-op	0	0.00	120,046	3.32	2,092	0	122,138	0	122,138
21-0505-0001	Anthropology	644,541	8.70	176,894	3.48	218,789	0	1,040,224	16,995	1,057,219
21-0506-0001	School Of Biological Sci	3,688,236	38.56	1,587,850	41.23	1,313,595	0	6,589,681	266,062	6,855,743
21-0506-0002	School Of Biological Sci	0	0.00	61,243	1.33	44,914	0	106,157	39,479	145,636
21-0506-1173	SBS Life Sciences	0	0.00	0	0.00	32,276	0	32,276	0	32,276
21-0506-5104	POE Bio Sci-Init Ecol/Evol Analysis	84,249	1.00	98,373	0.00	0	0	182,622	0	182,622
21-0507-0001	Ethnic Studies	619,131	8.00	50,276	0.60	175,875	0	845,282	15,044	860,326
21-0508-0001	Center For Biotechnology	0	0.00	0	0.00	0	0	0	35,306	35,306
21-0509-0001	Chemistry-Operations	2,773,923	24.74	1,667,323	46.85	870,021	0	5,311,267	249,048	5,560,315
21-0509-0002	Electronic Shop	0	0.00	66,977	1.03	21,938	0	88,915	0	88,915
21-0509-0003	Chemistry Deptl Research Support	90,852	0.96	124,639	4.14	69,037	0	284,528	0	284,528
21-0509-0007	Chem-Instrument Shop	0	0.00	70,533	1.38	15,302	0	85,835	0	85,835
21-0510-0001	Classics	802,209	10.44	73,387	1.65	278,264	0	1,153,860	13,849	1,167,709
21-0511-0001	Computer Science	2,125,017	17.55	634,279	13.70	593,356	0	3,352,652	43,330	3,395,982
21-0511-5101	POE Comp Sci-Comp Simul	278,418	1.60	148,941	1.00	0	0	427,359	0	427,359
21-0511-5103	POE Comp Sci-Creating Depd End-User Soft	0	0.00	45,674	1.00	0	0	45,674	6,444	52,118
21-0511-5104	POE Comp Sci-Sim Comp IT Telecomm	84,023	1.00	0	0.00	0	0	84,023	0	84,023
21-0511-5105	POE Comp Sci-Faculty	106,767	1.00	0	0.00	0	0	106,767	0	106,767
21-0511-5106	POE Comp Sci-Crtg Dpdp Software-Suing	0	0.00	39,370	0.33	0	0	39,370	0	39,370
21-0511-5703	CSE Software Engineering Program	304,968	3.00	0	0.00	0	0	304,968	0	304,968
21-0512-0001	English	3,261,385	35.30	959,871	26.70	943,752	0	5,165,008	102,662	5,267,670
21-0512-0002	English Prairie Schooner	0	0.00	9,256	0.25	3,520	0	12,776	0	12,776
21-0512-0004	English-Film Studies Support	0	0.00	0	0.00	0	0	0	1,500	1,500
21-0512-0005	English-Temp Instructors	295,093	6.90	0	0.00	180,219	0	475,312	0	475,312

COST OBJECT LISTING BY SUB PROGRAM
2018-2019GENERAL OPERATING BUDGET
UNIVERSITY OF NEBRASKA - LINCOLN
Excluding IANR and NCTA

SUBPROGRAM #/NAME: 05 College of Arts and Sciences

UNL-State General Fund-711 State & University Generated/Unrestricted

COST OBJECT		FACULTY Dollar	FACULTY FTE	NON FACULTY Dollar	NON FACULTY FTE	EMPLOYEE BENEFITS	PERSONAL SERVICE CREDITS	TOTAL PERSONAL SERVICES	TOTAL OPERATING EXPENSES	TOTAL
21-0512-0010	Engl-19th Century Studies	0	0.00	0	0.00	0	0	0	200	200
21-0512-0016	Ted Kooser Presidential Support	0	0.00	0	0.00	1,710	0	1,710	0	1,710
21-0512-0018	Humanities on the Edge	0	0.00	0	0.00	0	0	0	2,000	2,000
21-0512-0019	Digital Humanities Certification Program	0	0.00	0	0.00	0	0	0	500	500
21-0512-5101	POE English-Cather Studies	152,845	1.70	39,821	0.82	0	0	192,666	1,829	194,495
21-0512-5110	POE English-Digital Rsch	103,280	1.00	0	0.00	0	0	103,280	0	103,280
21-0512-5111	POE Engl-Fac Leadership Writing Init	97,520	1.00	0	0.00	0	0	97,520	0	97,520
21-0513-0001	Geography	329,387	3.75	140,367	4.61	94,082	0	563,836	17,296	581,132
21-0514-0001	Geosciences	1,680,005	17.85	405,358	10.97	541,638	0	2,627,001	65,638	2,692,639
21-0514-5102	POE-GeoSci-Water Initiative	83,916	0.00	0	0.00	0	0	83,916	0	83,916
21-0515-0001	Cnt Biological Chemistry	0	0.00	62,161	1.94	5,753	0	67,914	1,600	69,514
21-0516-0001	History	2,050,095	22.10	263,091	7.26	595,487	0	2,908,673	45,017	2,953,690
21-0517-0001	Mathematics	3,007,334	32.82	1,144,468	31.89	886,998	0	5,038,800	77,245	5,116,045
21-0518-0001	Modern Languages	1,362,297	20.20	501,713	14.60	603,155	0	2,467,165	61,390	2,528,555
21-0518-0009	Mod Lang-Research Support	0	0.00	0	0.00	0	0	0	2,285	2,285
21-0519-0001	Philosophy	1,060,819	12.40	208,879	4.85	284,866	0	1,554,564	25,367	1,579,931
21-0520-0001	Center on Children Families Law	0	0.00	96,264	0.75	15,925	0	112,189	4,307	116,496
21-0521-0001	Physics And Astronomy	2,818,092	25.09	648,145	17.04	749,057	0	4,215,294	94,576	4,309,870
21-0521-0003	Physics-Instru Support	69,502	1.00	0	0.00	20,898	0	90,400	7,203	97,603
21-0521-0005	Physics And Astronomy Physics Shops	0	0.00	94,755	1.48	47,948	0	142,703	0	142,703
21-0521-0006	Physics And Astronomy Physics Special	0	0.00	0	0.00	0	0	0	3,451	3,451
21-0521-0010	Physics-Chemistry Machine Shop	0	0.00	135,197	3.20	29,325	0	164,522	0	164,522
21-0521-5101	POE Physics-AMO Physics	170,915	1.36	30,826	0.00	0	0	201,741	26,500	228,241
21-0521-5102	POE Physics-Nanoscale Science	395,187	2.63	88,548	0.38	0	0	483,735	103,126	586,861
21-0521-5112	Nanomaterials POE	82,181	1.00	0	0.00	0	0	82,181	0	82,181
21-0522-0001	Political Science	1,318,284	14.61	467,587	9.58	433,427	0	2,219,298	39,296	2,258,594
21-0522-5103	POE-Pol Sci-Water Initiative	39,754	0.44	0	0.00	0	0	39,754	0	39,754
21-0522-5702	Pol Sci-Natl Security Educ & Rsch Prog	73,500	1.00	0	0.00	0	0	73,500	0	73,500
21-0523-0001	Psychology	2,669,167	27.37	630,001	15.50	819,290	0	4,118,458	82,208	4,200,666
21-0523-5102	POE Law & Psychology	28,834	0.33	0	0.00	0	0	28,834	0	28,834
21-0523-5701	Psych-Distance Ed	0	0.00	36,323	1.00	0	0	36,323	0	36,323
21-0524-0001	Sociology	1,788,977	18.97	391,438	10.10	541,091	0	2,721,506	37,878	2,759,384
21-0524-0006	Soc-Bureau Sociological Rsch	0	0.00	31,190	0.67	6,056	0	37,246	0	37,246
21-0524-5102	POE Soc-Falci/Goosby	102,677	1.38	25,358	0.00	0	0	128,035	3,300	131,335
21-0525-0001	Communication Studies	972,957	11.40	299,035	6.75	330,319	0	1,602,311	24,731	1,627,042
21-0525-0002	Comm Studies-Debate	0	0.00	0	0.00	0	0	0	22,444	22,444
21-0526-0001	Center Great Plains Study	33,900	0.50	71,312	1.90	61,350	0	166,562	36,782	203,344
21-0528-0001	Nat Res Sci-A/S	86,488	0.75	18,961	0.28	28,625	0	134,074	2,758	136,832
21-0529-0001	Environmental Studies	0	0.00	25,263	0.50	13,984	0	39,247	7,040	46,287
21-0533-0001	Global Studies	50,750	1.00	2,400	0.00	24,831	0	77,981	3,828	81,809
21-0534-0001	Judaic Studies	0	0.00	7,474	0.25	1,644	0	9,118	2,081	11,199
21-0536-0001	Center for Science/Math/Comp Ed	34,275	0.45	167,928	3.16	69,674	0	271,877	28,021	299,898
21-0536-5101	POE CSMCE-Teach & Learning Seed Grants	197,212	1.85	92,739	2.00	0	0	289,951	18,072	308,023
21-0536-5102	POE CSMCE-NU Teach	63,727	0.25	26,826	0.50	0	0	90,553	19,949	110,502
21-0537-0001	Women's Studies - WS	117,443	1.80	91,810	0.80	64,302	0	273,555	6,478	280,033
21-0545-0001	Plant Science-A&S	115,255	0.94	40,471	1.20	56,211	0	211,937	67,450	279,387
21-0548-0001	Statistics	190,386	2.00	147,775	4.75	77,139	0	415,300	2,502	417,802
21-0590-0001	Cr English as Second Language	125,995	11.84	19,398	0.00	107,466	0	252,859	0	252,859
21-0590-0002	Cr English Bridge Pgm	0	0.00	0	0.00	95,844	0	95,844	0	95,844
	TOTAL	**37,738,350**	**399.53**	**15,880,661**	**346.81**	**11,970,985**	**0**	**65,589,996**	**3,294,492**	**68,884,488**

COST OBJECT LISTING BY SUB PROGRAM
2018-2019GENERAL OPERATING BUDGET
UNIVERSITY OF NEBRASKA - LINCOLN
Excluding IANR and NCTA

SUBPROGRAM #/NAME: 05 College of Arts and Sciences

UNL-State General Fund-711 Revolving/Designated

COST OBJECT		FACULTY Dollar	FACULTY FTE	NON FACULTY Dollar	NON FACULTY FTE	EMPLOYEE BENEFITS	PERSONAL SERVICE CREDITS	TOTAL PERSONAL SERVICES	TOTAL OPERATING EXPENSES	TOTAL
22-0501-0001	Student Tech Revl-A&S Dean's Office	0	0.00	182,238	3.63	34,540	0	216,778	500	217,278
22-0503-0001	OldH Bus Co-op Srvc Ctr	0	0.00	12,751	0.25	0	0	12,751	0	12,751
22-0505-0001	Anthropology Lab Fees	0	0.00	0	0.00	0	0	0	3,000	3,000
22-0505-0005	Anthropology Field School Only	0	0.00	0	0.00	0	0	0	3,000	3,000
22-0506-0006	SBS Royalties	0	0.00	0	0.00	0	0	0	4,000	4,000
22-0508-0004	Center for Biotechnology - Microscopy	26,635	0.37	0	0.00	5,818	0	32,453	0	32,453
22-0509-0005	Chemistry Revolving	0	0.00	0	0.00	0	0	0	102,611	102,611
22-0509-0007	Chemistry-Scientific Shops	0	0.00	17,995	0.28	4,177	0	22,172	15,000	37,172
22-0509-0008	Chemistry Laboratory Fees	0	0.00	29,713	1.00	7,432	0	37,145	70,728	107,873
22-0509-0019	Molecular Analysts & Characterization Fa	5,243	0.05	84,293	1.00	4,917	0	94,453	125,334	219,787
22-0511-0002	Computer Science-Lab Fees	0	0.00	0	0.00	0	0	0	46,500	46,500
22-0511-0005	Comp Sci-Comp Tech Srv	0	0.00	292,302	4.00	49,687	0	341,989	10,000	351,989
22-0512-0002	English Prairie Schooner - Rev	0	0.00	12,672	0.30	2,448	0	15,120	0	15,120
22-0512-0005	English-Lab Fees	0	0.00	6,231	0.18	280	0	6,511	10,000	16,511
22-0512-0008	English NWP In-Service Pgm	0	0.00	0	0.00	0	0	0	1,500	1,500
22-0512-0009	English-Writing Workshops	0	0.00	0	0.00	0	0	0	27,000	27,000
22-0512-1003	English Prairie Schooner Book Series	0	0.00	15,759	0.50	536	0	16,295	15,000	31,295
22-0512-1004	Special Purpose	0	0.00	0	0.00	0	0	0	3,300	3,300
22-0512-1005	English Cather Symposium	0	0.00	0	0.00	0	0	0	11,000	11,000
22-0514-0006	Geosciences Lab Fees	0	0.00	0	0.00	0	0	0	14,420	14,420
22-0515-0001	Biochemistry-Lab Fees	0	0.00	0	0.00	0	0	0	9,000	9,000
22-0516-0002	History Royalties	0	0.00	0	0.00	0	0	0	10,000	10,000
22-0517-0005	Mathematics-Math Day	0	0.00	0	0.00	0	0	0	7,500	7,500
22-0517-0006	Math-Lab Fees	0	0.00	43,833	0.00	572	0	44,405	2,687	47,092
22-0518-0004	Modern Languages Laboratory Fees	0	0.00	15,700	0.50	1,237	0	16,937	6,315	23,252
22-0521-0001	Physics And Astronomy Physics Services	0	0.00	0	0.00	0	0	0	11,264	11,264
22-0521-0003	Physics-Revlg Activ	0	0.00	0	0.00	0	0	0	15,867	15,867
22-0521-0005	Physics Shops	0	0.00	34,147	0.52	33,911	0	68,058	38,495	106,553
22-0521-0006	Physics & Astronomy-Joint Instr Shop	0	0.00	47,996	0.98	62,225	0	110,221	0	110,221
22-0521-0007	Physics And Astronomy Laboratory Fees	0	0.00	0	0.00	0	0	0	8,528	8,528
22-0523-0001	Psych-Clinical Training Pgm	0	0.00	255,003	18.00	1,974	0	256,977	134,014	390,991
22-0523-0002	Psychology Psychological Development	0	0.00	2,136	0.20	0	0	2,136	17,374	19,510
22-0523-0003	Psych-Consultation Ctr	0	0.00	87,476	2.60	477	0	87,953	24,000	111,953
22-0523-0004	Psychology - Law/Psychological Dev	0	0.00	24,774	0.00	11	0	24,785	12,694	37,479
22-0523-0006	Psychology Laboratory Fees	0	0.00	13,686	0.00	28	0	13,714	4,480	18,194
22-0524-0001	Sociology Burea Soc Research - Rev	0	0.00	734,810	24.26	103,095	0	837,905	15,593	853,498
22-0524-0003	Sociology-Lab Fees	0	0.00	0	0.00	0	0	0	1,000	1,000
22-0525-0001	Comm Studies-Speech Whshp Revlg	0	0.00	0	0.00	0	0	0	36,000	36,000
22-0525-0002	Communications - Lab Fees	0	0.00	20,127	1.32	1,747	0	21,874	2,000	23,874
22-0590-0001	Intensive English Program	180,580	5.00	187,749	3.75	82,825	0	451,154	53,208	504,362
	TOTAL	**212,458**	**5.42**	**2,121,391**	**63.26**	**397,937**	**0**	**2,731,786**	**872,912**	**3,604,698**

UNL-Federal Letter of Credit-716 Federal/Restricted

COST OBJECT		FACULTY Dollar	FACULTY FTE	NON FACULTY Dollar	NON FACULTY FTE	EMPLOYEE BENEFITS	PERSONAL SERVICE CREDITS	TOTAL PERSONAL SERVICES	TOTAL OPERATING EXPENSES	TOTAL
24-0506-0029001	NIH Mutational Pleiotropy Epistasis	51,181	1.00	0	0.00	9,533	0	60,714	0	60,714
24-0509-0032002	NIH HIV Improve Safety of NIV1 Vacc Li	0	0.00	11,520	0.24	2,901	0	14,421	0	14,421
24-0520-0249001	DHHS Quality Improvement Center for Work	0	0.00	39,168	1.00	21,517	0	60,685	0	60,685
24-0524-0055001	NIH Ojibwe Substance Abuse Prevention	0	0.00	49,172	1.00	17,040	0	66,212	0	66,212
24-0549-0028502	PEPFAR Carryover - No Cost Extension Per	50,859	0.52	54,870	1.20	15,157	0	120,886	0	120,886

COST OBJECT LISTING BY SUB PROGRAM
2018-2019GENERAL OPERATING BUDGET
UNIVERSITY OF NEBRASKA - LINCOLN
Excluding IANR and NCTA

SUBPROGRAM #/NAME: 05 College of Arts and Sciences

UNL-Federal Letter of Credit-716 Federal/Restricted

COST OBJECT		FACULTY Dollar	FACULTY FTE	NON FACULTY Dollar	NON FACULTY FTE	EMPLOYEE BENEFITS	PERSONAL SERVICE CREDITS	TOTAL PERSONAL SERVICES	TOTAL OPERATING EXPENSES	TOTAL
24-0549-0033201	NIH Yr 2-5 Neuropathogenesis & Neur	31,184	0.32	23,539	0.50	-418	0	54,305	0	54,305
24-0551-0001201	NIH CIBC - Tackas Admin Year 2	0	0.00	49,349	1.00	7,078	0	56,427	0	56,427
24-0551-0001202	NIH CIBC - Powers Admin Year 2	0	0.00	48,331	1.00	7,413	0	55,744	0	55,744
24-0551-0001203	NIH CIBC - Clarke Admin Year 2	0	0.00	69,190	1.00	8,702	0	77,892	0	77,892
	TOTAL	**133,224**	**1.83**	**345,139**	**6.94**	**88,923**	**0**	**567,286**	**0**	**567,286**

UNL-Federal Advance-717 Federal/Restricted

COST OBJECT		FACULTY Dollar	FACULTY FTE	NON FACULTY Dollar	NON FACULTY FTE	EMPLOYEE BENEFITS	PERSONAL SERVICE CREDITS	TOTAL PERSONAL SERVICES	TOTAL OPERATING EXPENSES	TOTAL
25-0506-0166001	NSF Physiology & Genetics Adapt	0	0.00	0	0.00	5,280	0	5,280	0	5,280
25-0520-0014001	HUD 2016 Lincoln HMIS	0	0.00	45,312	1.00	3,902	0	49,214	0	49,214
25-0520-0015001	HUD 2016 BOS Coordinated Entry	0	0.00	147,212	2.75	8,157	0	155,369	0	155,369
25-0520-0016001	HUD 2016 BOS SSO Corrdinated Entry	0	0.00	52,453	1.00	2,894	0	55,347	0	55,347
25-0521-0195001	NSF NNCI: Nebraska Nanoscale Facility	190,182	3.00	0	0.00	38,706	0	228,888	0	228,888
25-0536-0038001	NSF - SEMINAL	68,323	0.75	0	0.00	1,738	0	70,061	0	70,061
	TOTAL	**258,505**	**3.75**	**244,977**	**4.75**	**60,677**	**0**	**564,159**	**0**	**564,159**

UNL-Trust-Grant/Cont/Loan/End-718 Trust/Restricted

COST OBJECT		FACULTY Dollar	FACULTY FTE	NON FACULTY Dollar	NON FACULTY FTE	EMPLOYEE BENEFITS	PERSONAL SERVICE CREDITS	TOTAL PERSONAL SERVICES	TOTAL OPERATING EXPENSES	TOTAL
26-0511-0043001	Jensen/Othmer Chair - Rothermel	5,000	0.00	0	0.00	0	0	5,000	0	5,000
26-0511-0044001	Othmer Match for Jensen Fund-Rothermel	5,000	0.00	0	0.00	1,117	0	6,117	0	6,117
26-0511-0170001	ILLINOIS CICI:CE:SciTokens: Capability	127,558	1.00	0	0.00	6,165	0	133,723	0	133,723
26-0512-0014001	Hillegass/Othmer Chair-Price; K.	7,500	0.00	0	0.00	0	0	7,500	0	7,500
26-0512-0015001	Othmer Match for Hillegass Fd-Price; Ken	7,500	0.00	0	0.00	0	0	7,500	0	7,500
26-0512-0036001	Poetry Fdn American Life in Poetry Proj	0	0.00	20,011	0.50	3,231	0	23,242	0	23,242
26-0514-0031001	Coffman/Othmer Prof-Fielding; Chris	5,000	0.00	0	0.00	0	0	5,000	0	5,000
26-0514-0032001	Othmer Match for Coffman-Fielding; Chris	5,000	0.00	0	0.00	1,333	0	6,333	0	6,333
26-0516-0010001	Thompson/Othmer Prof-Borstelmann; Thomas	5,000	0.00	0	0.00	0	0	5,000	0	5,000
26-0516-0011001	Othmer Match for Thompson Fd-Borstelmann	5,000	0.00	0	0.00	1,444	0	6,444	0	6,444
26-0516-0018001	Angle/Othmer Prof-Thomas	5,000	0.00	0	0.00	0	0	5,000	0	5,000
26-0516-0019001	Othmer Match for Angle Fund-Thomas	5,000	0.00	0	0.00	1,366	0	6,366	0	6,366
26-0516-0019002	Othmer Match for Operating-Thomas	0	0.00	16,969	0.50	4,197	0	21,166	0	21,166
26-0517-0030001	Jensen/Othmer Chair-Avramov; Luchezar	7,500	0.00	0	0.00	0	0	7,500	0	7,500
26-0517-0031001	Othmer Match for Jensen Fund-Avramov; L	7,500	0.00	0	0.00	1,804	0	9,304	0	9,304
26-0517-0197001	Olson Chair-Radu	5,000	0.00	0	0.00	0	0	5,000	0	5,000
26-0518-0002001	Kawasaki Reading Room	0	0.00	49,311	1.00	13,416	0	62,727	0	62,727
26-0518-0022001	Olson Chair/Gonzalez-Allende	5,000	0.00	0	0.00	209	0	5,209	0	5,209
26-0519-0002001	Chambers/Othmer Prof-Henderson	3,000	0.00	0	0.00	0	0	3,000	0	3,000
26-0519-0003001	Othmer Match for Chambers Fund-Henderson	3,000	0.00	0	0.00	937	0	3,937	0	3,937
26-0519-0004001	Chambers/Othmer Prof-Brunero	3,000	0.00	0	0.00	0	0	3,000	0	3,000
26-0519-0005001	Othmer Match for Chambers Fund-Brunero	3,000	0.00	0	0.00	1,138	0	4,138	0	4,138
26-0520-0187001	NE DHHS IV-E Waiver Demonstration Prjct	118,949	1.00	202,313	3.80	29,200	0	350,462	0	350,462
26-0520-0208001	Sherwood Fnd Juvenile Defense Center	0	0.00	80,605	1.00	18,088	0	98,693	0	98,693
26-0520-0210002	NDE END/IFSP FY16-17	0	0.00	0	0.00	3,642	0	3,642	0	3,642
26-0520-0221001	NU Fdn Resource Project for Vulnerable Y	0	0.00	172,093	3.00	31,149	0	203,242	0	203,242
26-0520-0230001	NE DHHS Training on Policy & Family Serv	0	0.00	0	0.00	67,517	0	67,517	0	67,517
26-0520-0232001	Lancaster Co SA Track Evaluation and Per	0	0.00	39,516	1.00	1,069	0	40,585	0	40,585
26-0520-0237001	Housing Innov CoC BOS Planning Admin	0	0.00	38,703	1.00	2,948	0	41,651	0	41,651
26-0520-0239001	Sherwood Fnd Children's Justice Clinic	0	0.00	211,723	2.75	11,285	0	223,008	0	223,008

COST OBJECT LISTING BY SUB PROGRAM
2018-2019GENERAL OPERATING BUDGET
UNIVERSITY OF NEBRASKA - LINCOLN
Excluding IANR and NCTA

SUBPROGRAM #/NAME: 05 College of Arts and Sciences

UNL-Trust-Grant/Cont/Loan/End-718 Trust/Restricted

COST OBJECT		FACULTY Dollar	FACULTY FTE	NON FACULTY Dollar	NON FACULTY FTE	EMPLOYEE BENEFITS	PERSONAL SERVICE CREDITS	TOTAL PERSONAL SERVICES	TOTAL OPERATING EXPENSES	TOTAL
26-0520-0248001	NE Dept of ED - IFSP Web and EDN on-line	0	0.00	37,648	1.00	9,952	0	47,600	0	47,600
26-0520-0254001	NE DHHS Training for DHHS CFS	304,503	3.00	1,207,293	23.50	127,084	0	1,638,880	0	1,638,880
26-0521-0054001	Olson / Othmer Prof-Umstadter	7,500	0.00	0	0.00	0	0	7,500	0	7,500
26-0521-0055001	Othmer Match for Olson Fund-Umstadter	7,500	0.00	0	0.00	1,677	0	9,177	0	9,177
26-0521-0182001	NSRI Detection with Laser Driven E-Beams	92,279	1.00	234,789	4.00	9,989	0	337,057	0	337,057
26-0524-0024001	Bruhn/Othmer Prof-Dombrowski	5,000	0.00	0	0.00	0	0	5,000	0	5,000
26-0524-0025001	Othmer Match for Bruhn Fd-Dombrowski	5,000	0.00	0	0.00	1,354	0	6,354	0	6,354
26-0524-0073001	MINNESOTA UNIV-STRESS & TYPE 2 DIAB	0	0.00	72,844	1.00	1,248	0	74,092	0	74,092
26-0524-0117001	CDHD MHI Evaluator Work Plan	0	0.00	46,000	1.00	1,314	0	47,314	0	47,314
26-0524-0120001	Olson Chair-Kristen Olson	5,000	0.00	0	0.00	-3	0	4,997	0	4,997
26-0524-0123001	NE DHHS SHARP 2018	0	0.00	38,665	1.00	2,415	0	41,080	0	41,080
26-0526-0052001	Othmer NEH Plains Humanities Alliance	0	0.00	60,000	1.00	10,308	0	70,308	0	70,308
26-0536-0039001	NDE - Neb Partnership TEAMS	59,418	0.65	0	0.00	8,631	0	68,049	0	68,049
26-0549-0034001	Gates Foundation Mucosal Delivery & Re	0	0.00	32,307	1.00	0	0	32,307	0	32,307
27-0502-0005112	Arts & Sciences Columns	0	0.00	7,016	0.15	807	0	7,823	0	7,823
27-0502-0009001	Schlesinger Prof-Kohen; Ariel	7,500	0.00	0	0.00	0	0	7,500	0	7,500
27-0506-0008001	Lehr 3M College Prof- Wood	15,000	0.00	0	0.00	0	0	15,000	0	15,000
27-0506-0009003	Lehr 3M-Herman	0	0.00	40,000	1.00	390	0	40,390	0	40,390
27-0506-0020001	Kate Foster College Prof-Zera	10,000	0.00	0	0.00	0	0	10,000	0	10,000
27-0509-0045001	Hewett University Prof-Hage	15,000	0.00	0	0.00	0	0	15,000	0	15,000
27-0509-0060001	Charles Mach Dist Prof-Takacs	15,000	0.00	0	0.00	0	0	15,000	0	15,000
27-0510-0005001	Charles Mach Professor-Turner	15,000	0.00	0	0.00	0	0	15,000	0	15,000
27-0510-0007001	Happold Classics	2,500	0.00	0	0.00	448	0	2,948	0	2,948
27-0512-0002001	Adele Hall College Prof-Agee; Jonis	10,000	0.00	0	0.00	0	0	10,000	0	10,000
27-0512-0009001	Holmes Distinguished Prof-Behrendt	15,000	0.00	0	0.00	0	0	15,000	0	15,000
27-0512-0012001	J Ryan Prof Film Studies- Dixon; Wheeler	10,000	0.00	0	0.00	0	0	10,000	0	10,000
27-0512-0015001	Luschei Editorship Prairie SchoonerDawes	10,000	0.00	0	0.00	0	0	10,000	0	10,000
27-0512-0027001	James& Roberta Woodress Cather Fund Proj	0	0.00	2,670	0.03	408	0	3,078	0	3,078
27-0514-0001001	E F Schramm Memorial Fund	0	0.00	1,311	0.03	202	0	1,513	0	1,513
27-0514-0006001	T Mylan Stout College Prof-Harwood	7,500	0.00	0	0.00	0	0	7,500	0	7,500
27-0514-0107001	George Holmes University Professor-Fritz	15,000	0.00	0	0.00	0	0	15,000	0	15,000
27-0516-0002001	Rosenberg Prof Judaic St-G. Steinacher	5,000	0.00	0	0.00	0	0	5,000	0	5,000
27-0516-0004001	James L Sellers College Prof-Coble	10,000	0.00	0	0.00	0	0	10,000	0	10,000
27-0516-0006001	Thomas C Sorensen Prof-Winkle; K.	10,000	0.00	0	0.00	0	0	10,000	0	10,000
27-0516-0009001	Samuel Clark Waugh Prof-Ambrosius	7,500	0.00	0	0.00	0	0	7,500	0	7,500
27-0516-0012001	Varner Professorship-Burnett	10,000	0.00	0	0.00	0	0	10,000	0	10,000
27-0516-0013001	Thompson Fund Prof-Burnett	5,000	0.00	0	0.00	0	0	5,000	0	5,000
27-0518-0011001	Harold E. Spencer Prof-Balasubramanian	5,000	0.00	0	0.00	0	0	5,000	0	5,000
27-0521-0001001	Holmes Distinguished Prof-Sellmyer	15,000	0.00	0	0.00	0	0	15,000	0	15,000
27-0521-0011001	Holmes University Prof-Starace; A.	15,000	0.00	0	0.00	0	0	15,000	0	15,000
27-0521-0021001	George Holmes Univ Prof-Tsymbal	15,000	0.00	0	0.00	0	0	15,000	0	15,000
27-0522-0005001	Foundation Regents Univ Prof-Hibbing; J.	10,000	0.00	0	0.00	0	0	10,000	0	10,000
27-0523-0085001	Thompson Chancellor Prof-Molfese	15,000	0.00	0	0.00	0	0	15,000	0	15,000
27-0524-0004001	Happold Fund	15,000	0.00	0	0.00	2,002	0	17,002	0	17,002
27-0526-0001001	Great Plains Studies-Operations Fund	0	0.00	55,699	1.50	3,413	0	59,112	0	59,112
27-0526-0008001	Great Plains Studies-Christlieb Gallery	0	0.00	77,534	1.68	11,193	0	88,727	0	88,727
	TOTAL	**1,109,707**	**6.65**	**2,745,020**	**52.44**	**394,087**	**0**	**4,248,814**	**0**	**4,248,814**

COST OBJECT LISTING BY SUB PROGRAM
2018-2019GENERAL OPERATING BUDGET
UNIVERSITY OF NEBRASKA - LINCOLN
Excluding IANR and NCTA

SUBPROGRAM #/NAME: 05 College of Arts and Sciences

UNL-Auxiliary-719 Auxiliaries & Services/Restricted

COST OBJECT		FACULTY Dollar	FACULTY FTE	NON FACULTY Dollar	NON FACULTY FTE	EMPLOYEE BENEFITS	PERSONAL SERVICE CREDITS	TOTAL PERSONAL SERVICES	TOTAL OPERATING EXPENSES	TOTAL
23-0506-0001	Cedar Point Biological Station	0	0.00	0	0.00	0	0	0	58,816	58,816
	TOTAL	**0**	**0.00**	**0**	**0.00**	**0**	**0**	**0**	**58,816**	**58,816**
	SUB PROGRAM TOTAL	**39,452,244**	**417**	**21,337,188**	**474**	**12,912,609**	**0**	**73,702,041**	**4,226,220**	**77,928,261**

SUBPROGRAM #/NAME: 06 College of Business Administration

UNL-State General Fund-711 State & University Generated/Unrestricted

COST OBJECT		FACULTY Dollar	FACULTY FTE	NON FACULTY Dollar	NON FACULTY FTE	EMPLOYEE BENEFITS	PERSONAL SERVICE CREDITS	TOTAL PERSONAL SERVICES	TOTAL OPERATING EXPENSES	TOTAL
21-0601-0001	College of Business Dean	34,439	0.00	2,121,432	26.30	418,774	0	2,574,645	75,776	2,650,421
21-0601-5102	POE Nebraska Center for Entrepreneurship	41,896	0.40	99,201	0.60	0	0	141,097	0	141,097
21-0601-5701	CoB Dean Distance Ed	3,745,502	21.00	0	0.00	0	0	3,745,502	1,744,702	5,490,204
21-0601-5702	CoB Offutt Distance Ed	0	0.00	0	0.00	0	0	0	1,423,877	1,423,877
21-0602-0001	College of Business General	0	0.00	40,026	0.00	87,868	0	127,894	172,345	300,239
21-0602-5801	CoB Differential Tuition	4,374,641	18.06	2,020,904	33.10	0	0	6,395,545	0	6,395,545
21-0605-0001	Bureau Business Research	107,856	0.90	112,032	2.76	25,221	0	245,109	0	245,109
21-0606-0001	School Of Accountancy	2,611,651	12.40	269,190	6.10	487,913	0	3,368,754	0	3,368,754
21-0607-0001	Economics	1,281,235	9.90	431,912	8.45	376,469	0	2,089,616	0	2,089,616
21-0608-0001	Finance	1,883,138	9.40	234,439	5.20	371,069	0	2,488,646	0	2,488,646
21-0608-0002	Finance-Actuarial Science	226,499	2.00	21,942	0.75	67,480	0	315,921	0	315,921
21-0609-0001	Management	1,302,184	8.50	401,259	7.50	324,968	0	2,028,411	0	2,028,411
21-0609-0002	Management Center For Economic Inov	0	0.00	78,929	1.63	14,759	0	93,688	27,676	121,364
21-0609-5101	POE Management-Building Leadership	151,754	0.84	0	0.00	0	0	151,754	0	151,754
21-0610-0001	Marketing	1,283,407	8.05	262,475	5.35	269,621	0	1,815,503	0	1,815,503
21-0610-0002	Marketing Rural Economy	0	0.00	55,359	2.76	7,932	0	63,291	6,581	69,872
21-0611-0001	Economics Education	212,163	1.00	907	0.00	41,373	0	254,443	0	254,443
21-0611-0002	Econ Educ-Ne Council Econ Educ	79,820	1.00	46,049	0.50	33,954	0	159,823	0	159,823
21-0613-5101	POE SRAM-op	0	0.00	63,760	1.25	0	0	63,760	29,950	93,710
21-0613-5102	POE SRAM	376,672	0.80	57,748	0.20	0	0	434,420	0	434,420
21-0614-0001	SCMA-Supply Chain Management & Analytics	1,036,029	7.00	41,697	1.00	181,585	0	1,259,311	0	1,259,311
	TOTAL	**18,748,886**	**101.25**	**6,359,261**	**103.44**	**2,708,986**	**0**	**27,817,133**	**3,480,907**	**31,298,040**

UNL-State General Fund-711 Revolving/Designated

COST OBJECT		FACULTY Dollar	FACULTY FTE	NON FACULTY Dollar	NON FACULTY FTE	EMPLOYEE BENEFITS	PERSONAL SERVICE CREDITS	TOTAL PERSONAL SERVICES	TOTAL OPERATING EXPENSES	TOTAL
22-0601-0001	Executive Education	0	0.00	35,931	0.55	9,346	0	45,277	94,238	139,515
22-0601-0002	CoB Exec Ed Programs	0	0.00	90,438	2.05	14,779	0	105,217	0	105,217
22-0601-1001	CoB Exec Ed Tax Institute	0	0.00	0	0.00	0	0	0	350,000	350,000
22-0602-0001	CoB Student Tech Fees	0	0.00	0	0.00	0	0	0	160,000	160,000
22-0602-0002	CoB Course Fees	0	0.00	0	0.00	0	0	0	35,000	35,000
22-0602-0003	CoB Tech Solutions Center	0	0.00	0	0.00	0	0	0	75,000	75,000
22-0605-0001	Bureau Business Research Publications	0	0.00	13,957	0.40	1,240	0	15,197	7,000	22,197
	TOTAL	**0**	**0.00**	**140,326**	**3.00**	**25,365**	**0**	**165,691**	**721,238**	**886,929**

UNL-Trust-Grant/Cont/Loan/End-718 Trust/Restricted

COST OBJECT		FACULTY Dollar	FACULTY FTE	NON FACULTY Dollar	NON FACULTY FTE	EMPLOYEE BENEFITS	PERSONAL SERVICE CREDITS	TOTAL PERSONAL SERVICES	TOTAL OPERATING EXPENSES	TOTAL
26-0606-0012001	Delmar Lienemann Sr Chair of Accountancy	45,000	0.00	0	0.00	0	0	45,000	0	45,000

COST OBJECT LISTING BY SUB PROGRAM
2018-2019GENERAL OPERATING BUDGET
UNIVERSITY OF NEBRASKA - LINCOLN
Excluding IANR and NCTA

SUBPROGRAM #/NAME: 06 College of Business Administration

UNL-Trust-Grant/Cont/Loan/End-718 Trust/Restricted

COST OBJECT		FACULTY Dollar	FACULTY FTE	NON FACULTY Dollar	NON FACULTY FTE	EMPLOYEE BENEFITS	PERSONAL SERVICE CREDITS	TOTAL PERSONAL SERVICES	TOTAL OPERATING EXPENSES	TOTAL
26-0609-0021001	Hawks/Othmer Prof-Gardner; William	25,000	0.00	0	0.00	0	0	25,000	0	25,000
26-0609-0022001	Othmer Match-Gardner; William	15,984	0.00	0	0.00	2,876	0	18,860	0	18,860
26-0609-0070001	UNO NE Business Development Center 2020	0	0.00	51,461	1.00	4,797	0	56,258	0	56,258
26-0614-0012001	Stuart / Othmer Prof-Olson; David	19,000	0.00	0	0.00	0	0	19,000	0	19,000
26-0614-0013001	Othmer Match for Stuart Fd-Olson; David	19,000	0.00	0	0.00	3,267	0	22,267	0	22,267
27-0601-0018001	Stuart CBA Dean-Plowman	0	0.00	40,000	0.10	0	0	40,000	0	40,000
27-0601-0020001	Gupta Inst Small Business Mgmt	0	0.00	23,000	0.00	688	0	23,688	0	23,688
27-0601-0029001	NRC Ctr for Sales Excellence	0	1.00	0	0.00	3,164	0	3,164	0	3,164
27-0606-0004001	Raymond C Dein College Prof-Smith; David	5,000	0.00	0	0.00	0	0	5,000	0	5,000
27-0606-0005001	Deloitte & Touche Col Prof-Smith; David	5,000	0.00	0	0.00	0	0	5,000	0	5,000
27-0606-0006001	KPMG/Peat Marwick Col Prof-Crabtree	5,000	0.00	0	0.00	0	0	5,000	0	5,000
27-0606-0007001	Faulkner Honored Service Prof-Goebel	10,000	0.00	0	0.00	0	0	10,000	0	10,000
27-0606-0010001	BKD LLC College Prof-Shoemaker	20,000	0.00	0	0.00	0	0	20,000	0	20,000
27-0607-0004001	Nelson College Professor-Fuess	30,000	0.00	0	0.00	0	0	30,000	0	30,000
27-0607-0006001	James & Helen Hanson College Prof-Schmid	10,000	0.00	0	0.00	0	0	10,000	0	10,000
27-0607-0007001	Baird Family Prof-Anderson; John	15,000	0.00	0	0.00	0	0	15,000	0	15,000
27-0607-0013001	Journal of Economic Education Fund	0	0.00	14,467	0.48	1,945	0	16,412	0	16,412
27-0607-0020001	Faulkner College Prof-Allgood	15,000	0.00	0	0.00	0	0	15,000	0	15,000
27-0607-0021001	Marshall College Prof-Thompson	5,000	0.00	0	0.00	0	0	5,000	0	5,000
27-0608-0006001	Nebr Bankers Assn Col Prof-Karels	5,000	0.00	0	0.00	0	0	5,000	0	5,000
27-0608-0008001	Faulkner College Prof-Ramsay	10,000	0.00	0	0.00	0	0	10,000	0	10,000
27-0608-0014001	Hayes Chair Actuarial Science-S Vagts	20,000	0.00	0	0.00	0	0	20,000	0	20,000
27-0608-0017001	N Z Snell Life Insurance Professorship	10,000	0.00	0	0.00	0	0	10,000	0	10,000
27-0608-0022001	State Farm College Prof- Kathleen Farrel	15,000	0.00	0	0.00	0	0	15,000	0	15,000
27-0608-0023001	Ameritas Actuarial Faculty Fellow-Vagts	15,000	0.00	0	0.00	0	0	15,000	0	15,000
27-0608-0025001	Paul C Burmeister Col Prof-Unlu	5,000	0.00	0	0.00	-2	0	4,998	0	4,998
27-0609-0003001	Firstier Bank Dist Prof-Welbourne	25,000	0.00	0	0.00	0	0	25,000	0	25,000
27-0609-0043001	Faulkner College Prof-Duchon; Dennis	15,000	0.00	0	0.00	0	0	15,000	0	15,000
27-0610-0001001	Gold Distinguished Prof-Carlson; Leslie	10,000	0.00	0	0.00	0	0	10,000	0	10,000
27-0610-0004001	Marshall College Prof-Saini	10,000	0.00	0	0.00	0	0	10,000	0	10,000
27-0610-0007001	Hollman College Prof-Gentry	15,000	0.00	0	0.00	0	0	15,000	0	15,000
27-0610-0014001	Marketing	10,630	0.00	0	0.00	0	0	10,630	0	10,630
27-0611-0001001	Nebr Council On Economic Educ Fund	0	0.00	84,993	1.62	9,506	0	94,499	0	94,499
27-0611-0005001	Hay Prof-Walstad	15,000	0.00	0	0.00	0	0	15,000	0	15,000
27-0613-0003001	NU Fdn Clftn Strgth Inst Fac Sup	98,011	1.00	88,450	2.00	13,021	0	199,482	0	199,482
27-0614-0011001	C Wheaton Battey Dist Prof-Schniederjans	5,000	0.00	0	0.00	0	0	5,000	0	5,000
	TOTAL	**527,625**	**2.00**	**302,371**	**5.20**	**39,262**	**0**	**869,258**	**0**	**869,258**

UNL-Auxiliary-719 Auxiliaries & Services/Restricted

COST OBJECT		FACULTY Dollar	FACULTY FTE	NON FACULTY Dollar	NON FACULTY FTE	EMPLOYEE BENEFITS	PERSONAL SERVICE CREDITS	TOTAL PERSONAL SERVICES	TOTAL OPERATING EXPENSES	TOTAL
23-0602-0001	CoB Oxford Study Program	0	0.00	0	0.00	0	0	0	450,000	450,000
	TOTAL	**0**	**0.00**	**0**	**0.00**	**0**	**0**	**0**	**450,000**	**450,000**
	SUB PROGRAM TOTAL	**19,276,511**	**103**	**6,801,958**	**112**	**2,773,613**	**0**	**28,852,082**	**4,652,145**	**33,504,227**

SUBPROGRAM #/NAME: 07 College of Fine and Performing Arts

COST OBJECT LISTING BY SUB PROGRAM
2018-2019GENERAL OPERATING BUDGET
UNIVERSITY OF NEBRASKA - LINCOLN
Excluding IANR and NCTA

SUBPROGRAM #/NAME: 07 College of Fine and Performing Arts

UNL-State General Fund-711 State & University Generated/Unrestricted

COST OBJECT		FACULTY Dollar	FACULTY FTE	NON FACULTY Dollar	NON FACULTY FTE	EMPLOYEE BENEFITS	PERSONAL SERVICE CREDITS	TOTAL PERSONAL SERVICES	TOTAL OPERATING EXPENSES	TOTAL
21-0701-0001	Fine & Performing Arts-Dean's Office	0	0.00	919,450	13.04	226,564	0	1,146,014	0	1,146,014
21-0702-0001	Fine & Performing Arts-General	348,149	0.40	32,378	0.00	21,811	0	402,338	43,281	445,619
21-0702-5102	POE FPA-Digital Media	0	0.00	56,050	1.24	0	0	56,050	0	56,050
21-0702-5701	Fine & Performing Arts-Distance Ed	0	0.00	0	0.00	0	0	0	111,407	111,407
21-0705-0001	Art-Dept Oper	1,739,545	21.55	426,953	9.25	595,195	0	2,761,693	41,714	2,803,407
21-0706-0001	GKSOM-Dept Oper	3,398,535	47.50	1,249,436	28.06	1,250,197	0	5,898,168	49,262	5,947,430
21-0706-0004	GKSOM-Music Tours	0	0.00	0	0.00	0	0	0	3,000	3,000
21-0706-0006	GKSOM-Piano Pgm	0	0.00	0	0.00	0	0	0	12,000	12,000
21-0706-0007	GKSOM-Opera Pgm	0	0.00	0	0.00	0	0	0	5,000	5,000
21-0706-0009	GKSOM-Band Pgms Support	0	0.00	0	0.00	0	0	0	3,000	3,000
21-0707-0001	Theatre Arts-Dept Oper	926,465	12.00	562,448	12.00	426,820	0	1,915,733	40,839	1,956,572
21-0707-0003	Theatre Arts-NE Rep Theatre	0	0.00	0	0.00	0	0	0	13,453	13,453
21-0709-5701	Carson Ctr for Emerg Media Arts-Dist Ed	0	0.00	205,026	1.00	0	0	205,026	56,474	261,500
	TOTAL	**6,412,694**	**81.45**	**3,451,741**	**64.58**	**2,520,587**	**0**	**12,385,022**	**379,430**	**12,764,452**

UNL-State General Fund-711 Revolving/Designated

COST OBJECT		FACULTY Dollar	FACULTY FTE	NON FACULTY Dollar	NON FACULTY FTE	EMPLOYEE BENEFITS	PERSONAL SERVICE CREDITS	TOTAL PERSONAL SERVICES	TOTAL OPERATING EXPENSES	TOTAL
22-0702-0004	FPA Gen-Student Tech Fee	0	0.00	0	0.00	0	0	0	75,000	75,000
22-0706-0005	GKSOM-Music/Opera Theatre	0	0.00	0	0.00	0	0	0	7,500	7,500
22-0706-0006	GKSOM-Kimball Recital Hall	0	0.00	15,000	0.23	215	0	15,215	40,000	55,215
22-0706-0008	GKSOM-Band Wkshop/Clinics	0	0.00	0	0.00	0	0	0	85,000	85,000
22-0706-0012	GKSOM-Summer Workshops	0	0.00	0	0.00	0	0	0	10,000	10,000
22-0706-0014	GKSOM-Athletic Bands	0	0.00	0	0.00	0	0	0	30,000	30,000
22-0707-0001	Theatre Arts-Prop/Costume Rentals	0	0.00	0	0.00	0	0	0	32,816	32,816
22-0707-0002	Theatre Arts--Theatre Lab-Cash	0	0.00	6,581	0.99	0	0	6,581	54,985	61,566
22-0707-0004	Theatre Arts-NE Repertory Theatre	0	0.00	57,506	0.00	0	0	57,506	37,895	95,401
	TOTAL	**0**	**0.00**	**79,087**	**1.22**	**215**	**0**	**79,302**	**373,196**	**452,498**

UNL-Trust-Grant/Cont/Loan/End-718 Trust/Restricted

COST OBJECT		FACULTY Dollar	FACULTY FTE	NON FACULTY Dollar	NON FACULTY FTE	EMPLOYEE BENEFITS	PERSONAL SERVICE CREDITS	TOTAL PERSONAL SERVICES	TOTAL OPERATING EXPENSES	TOTAL
27-0702-7252106	HL Chiara Quartet Stipend	20,000	0.00	0	0.00	4,605	0	24,605	0	24,605
27-0702-7252107	HL College Professorship	15,000	0.00	0	0.00	0	0	15,000	0	15,000
27-0702-7252301	HL Endowed Dean-O'Connor	0	0.00	20,000	0.00	0	0	20,000	0	20,000
27-0706-0009001	Scribante College Prof - Barnes	10,000	0.00	0	0.00	0	0	10,000	0	10,000
27-0706-0010001	Larson College Prof-Bailey	20,000	0.00	0	0.00	0	0	20,000	0	20,000
27-0706-0012001	Steinhart College Prof-Nierman	10,000	0.00	0	0.00	0	0	10,000	0	10,000
27-0706-0022001	Ione Bowlin Endowment Fund	0	0.00	6,855	0.21	2,515	0	9,370	0	9,370
27-0706-1077001	Ron & Carol Cope Professorship-Nierman	10,000	0.00	0	0.00	0	0	10,000	0	10,000
27-0706-2830401	Glenn Korff Professorship	0	0.00	12,000	0.00	0	0	12,000	0	12,000
27-0707-0017800	Research Assistant Professor	60,000	1.00	0	0.00	6,025	0	66,025	0	66,025
27-0707-0018831	Nebraska Repertory Professorship	10,000	0.00	0	0.00	0	0	10,000	0	10,000
27-0708-2908101	Mary Riepma Ross Operations	0	0.00	98,761	2.37	21,967	0	120,728	211,000	331,728
	TOTAL	**155,000**	**1.00**	**137,616**	**2.58**	**35,112**	**0**	**327,728**	**211,000**	**538,728**

UNL-Auxiliary-719 Auxiliaries & Services/Restricted

COST OBJECT		FACULTY Dollar	FACULTY FTE	NON FACULTY Dollar	NON FACULTY FTE	EMPLOYEE BENEFITS	PERSONAL SERVICE CREDITS	TOTAL PERSONAL SERVICES	TOTAL OPERATING EXPENSES	TOTAL

COST OBJECT LISTING BY SUB PROGRAM
2018-2019GENERAL OPERATING BUDGET
UNIVERSITY OF NEBRASKA - LINCOLN
Excluding IANR and NCTA

SUBPROGRAM #/NAME: 07 College of Fine and Performing Arts

UNL-Auxiliary-719 Auxiliaries & Services/Restricted

COST OBJECT		FACULTY Dollar	FACULTY FTE	NON FACULTY Dollar	NON FACULTY FTE	EMPLOYEE BENEFITS	PERSONAL SERVICE CREDITS	TOTAL PERSONAL SERVICES	TOTAL OPERATING EXPENSES	TOTAL
23-0708-0001	Mary Riepma Ross Film Theater	0	0.00	170,625	2.55	37,933	0	208,558	26,567	235,125
	TOTAL	**0**	**0.00**	**170,625**	**2.55**	**37,933**	**0**	**208,558**	**26,567**	**235,125**
	SUB PROGRAM TOTAL	**6,567,694**	**82**	**3,839,069**	**71**	**2,593,847**	**0**	**13,000,610**	**990,193**	**13,990,803**

SUBPROGRAM #/NAME: 11 College of Engineering and Technology

UNL-State General Fund-711 State & University Generated/Unrestricted

COST OBJECT		FACULTY Dollar	FACULTY FTE	NON FACULTY Dollar	NON FACULTY FTE	EMPLOYEE BENEFITS	PERSONAL SERVICE CREDITS	TOTAL PERSONAL SERVICES	TOTAL OPERATING EXPENSES	TOTAL
21-1101-0001	Dean Col Of Engineering	101,781	1.00	2,258,738	25.44	589,340	0	2,949,859	97,514	3,047,373
21-1101-0002	College of Engr-Omaha	0	0.00	281,815	6.00	64,613	0	346,428	26,477	372,905
21-1101-0011	Engr Communications	0	0.00	0	0.00	0	0	0	50,000	50,000
21-1101-5701	Engr Distance Ed	0	0.00	0	0.00	0	0	0	34,486	34,486
21-1101-5801	Engineering Ambassadors-Diff Tuition	0	0.00	38,000	1.00	0	0	38,000	0	38,000
21-1101-5802	Dean Engr Office Prof Fee	0	0.00	150,212	4.00	0	0	150,212	0	150,212
21-1102-0001	Engineering General	10,229	0.00	1,288,237	1.00	72,977	0	1,371,443	85,579	1,457,022
21-1102-0002	Engineering General Engr Travel	0	0.00	0	0.00	0	0	0	25,000	25,000
21-1102-0009	Engr Gen-Ed Enhance-Scholarships	0	0.00	0	0.00	0	0	0	439,786	439,786
21-1102-5801	Dean's Diff Tuition Pool	3,137,206	1.70	324,162	6.00	0	0	3,461,368	0	3,461,368
21-1102-5802	Dean's Prof Fee Tuit Pool	186,185	2.00	1,771,449	21.00	0	0	1,957,634	157,169	2,114,803
21-1105-0001	Engineering Research Center	0	0.00	254,244	5.00	105,029	0	359,273	10,404	369,677
21-1106-0001	Chemical Engineering	1,744,155	13.30	363,424	6.70	518,782	0	2,626,361	46,560	2,672,921
21-1106-5103	POE-Bio Med	188,501	2.00	0	0.00	0	0	188,501	0	188,501
21-1107-0001	Civil Engineering-Lincoln	1,519,195	12.80	389,415	6.02	462,886	0	2,371,496	23,146	2,394,642
21-1107-5120	Civil Manufacturing POE	101,680	1.00	0	0.00	0	0	101,680	0	101,680
21-1108-0001	Computer Sci-Comp Engr	645,323	6.50	176,564	3.58	212,257	0	1,034,144	28,364	1,062,508
21-1108-5104	POE-Nano Technology	129,919	1.00	0	0.00	0	0	129,919	0	129,919
21-1108-5120	CSE Manufacturing POE	184,216	2.00	0	0.00	0	0	184,216	0	184,216
21-1120-0001	Civil Engr-Omaha	1,119,854	11.00	110,317	2.90	302,360	0	1,532,531	27,702	1,560,233
21-1120-0008	Civil Omaha-PKI Strategic Initiative	176,986	2.00	0	0.00	43,636	0	220,622	250,000	470,622
21-1120-5120	CE Manufacturing POE	96,438	1.00	0	0.00	0	0	96,438	0	96,438
21-1120-5150	Civil Defense POE	87,946	1.00	0	0.00	0	0	87,946	0	87,946
21-1122-0001	Durham Schl Arch Engr & Constr	2,932,128	29.20	17,465	0.00	641,842	0	3,591,435	30,199	3,621,634
21-1122-0004	DSAEC-Staff Expenditures	0	0.00	190,988	4.00	60,355	0	251,343	0	251,343
21-1122-0006	DSAEC-Events/Special Activities	0	0.00	0	0.00	0	0	0	10,000	10,000
21-1122-0010	DSAEC-Graduate Teaching Assts	0	0.00	21,115	0.00	149	0	21,264	0	21,264
21-1122-1005	Durham Schl Mail	0	0.00	0	0.00	0	0	0	2,500	2,500
21-1122-1006	Durham Schl Printing	0	0.00	0	0.00	0	0	0	10,000	10,000
21-1122-1007	Durham Schl Telephone	0	0.00	0	0.00	0	0	0	20,000	20,000
21-1122-1012	Durham Schl Other	0	0.00	0	0.00	0	0	0	35,000	35,000
21-1122-1013	Durham Schl Lecturers of Practice	75,261	0.00	0	0.00	49,562	0	124,823	0	124,823
21-1122-1018	Durham Schl-Innovative Teaching Initiati	0	0.00	0	0.00	0	0	0	10,000	10,000
21-1122-1019	Durham Schl-Institutional Fees	0	0.00	0	0.00	0	0	0	5,000	5,000
21-1122-5102	POE-Arch Engr-Duram School	54,477	0.00	199,023	1.00	0	0	253,500	0	253,500
21-1122-5150	Durham Defense POE	88,381	1.00	0	0.00	0	0	88,381	0	88,381
21-1123-0001	Mechanical/Material Engr	3,735,492	32.62	447,209	9.43	938,946	0	5,121,647	121,188	5,242,835
21-1123-5102	POE - Mech/Matr Engr Tan	66,638	0.67	0	0.00	0	0	66,638	0	66,638
21-1123-5103	POE MME-EPSCoR Lim	42,325	0.44	0	0.00	0	0	42,325	0	42,325
21-1123-5104	POE MME-Eli Sutter	63,421	0.38	0	0.00	0	0	63,421	0	63,421

COST OBJECT LISTING BY SUB PROGRAM
2018-2019GENERAL OPERATING BUDGET
UNIVERSITY OF NEBRASKA - LINCOLN
Excluding IANR and NCTA

SUBPROGRAM #/NAME: 11 College of Engineering and Technology

UNL-State General Fund-711 State & University Generated/Unrestricted

COST OBJECT		FACULTY Dollar	FACULTY FTE	NON FACULTY Dollar	NON FACULTY FTE	EMPLOYEE BENEFITS	PERSONAL SERVICE CREDITS	TOTAL PERSONAL SERVICES	TOTAL OPERATING EXPENSES	TOTAL
21-1123-5105	POE MME - Jian Wang	125,625	1.00	0	0.00	0	0	125,625	0	125,625
21-1123-5120	MME Manufacturing POE	88,399	1.00	0	0.00	0	0	88,399	0	88,399
21-1123-5150	MME Defense POE	87,726	1.00	0	0.00	0	0	87,726	0	87,726
21-1123-5160	MME Biomed POE	92,430	1.00	0	0.00	0	0	92,430	0	92,430
21-1124-0001	BPDF Clearing	0	0.00	0	0.00	112,245	0	112,245	0	112,245
21-1125-0001	Electrical & Computer Engineering (ECE)	2,601,521	17.92	649,781	12.93	650,010	0	3,901,312	40,590	3,941,902
21-1125-0101	ECE-Omaha Operations	1,206,688	10.46	183,172	3.65	321,022	0	1,710,882	27,877	1,738,759
21-1125-0102	ECE-PKI Strategic Initiative	193,476	1.00	0	0.00	14,778	0	208,254	0	208,254
21-1125-5102	POE ECE Fac Cluster Support	271,220	2.54	0	0.00	0	0	271,220	0	271,220
21-1125-5105	POE ECE Schubert	80,081	0.63	0	0.00	0	0	80,081	0	80,081
21-1125-5120	EE Manufacturing POE	277,450	2.00	0	0.00	0	0	277,450	0	277,450
21-1125-5150	ECE Defense POE	92,516	1.00	0	0.00	0	0	92,516	0	92,516
	TOTAL	**21,604,869**	**162.16**	**9,115,330**	**119.65**	**5,160,789**	**0**	**35,880,988**	**1,614,541**	**37,495,529**

UNL-State General Fund-711 Revolving/Designated

COST OBJECT		FACULTY Dollar	FACULTY FTE	NON FACULTY Dollar	NON FACULTY FTE	EMPLOYEE BENEFITS	PERSONAL SERVICE CREDITS	TOTAL PERSONAL SERVICES	TOTAL OPERATING EXPENSES	TOTAL
22-1102-0004	Engineering General Mechanical Shop	0	0.00	4,441	0.00	0	0	4,441	34,500	38,941
22-1102-0005	Engr General Reproductions Omaha	0	0.00	0	0.00	0	0	0	20,222	20,222
22-1102-0010	Engri Gen-Student Tech Fee	0	0.00	40,900	0.50	6,422	0	47,322	0	47,322
22-1102-0012	Engr Gen-Student Tech Fee-Omaha	0	0.00	83,529	1.50	9,245	0	92,774	0	92,774
22-1106-0001	Chemical Engineering Laboratory Fees	0	0.00	0	0.00	0	0	0	1,600	1,600
22-1106-0020	Chem Engr-VanCott Service Contracts	0	0.00	48,608	1.00	12,511	0	61,119	0	61,119
22-1107-0004	Civil Engr - Lab Fees	0	0.00	0	0.00	0	0	0	2,500	2,500
22-1108-0010	CompSci Eng-Equipment Fund	0	0.00	0	0.00	0	0	0	60,000	60,000
22-1113-1001	Midwest Roadside Safety Facil-Salaries	130,329	0.91	835,740	15.09	259,360	0	1,225,429	0	1,225,429
22-1120-0001	Civil Engr Omaha-Lab Fees	0	0.00	0	0.00	0	0	0	12,000	12,000
22-1121-0003	NTC Admin Srvc Cntr	0	0.00	215,023	4.00	19,855	0	234,878	0	234,878
22-1122-0114	Construction Management Laboratory Fees	0	0.00	0	0.00	0	0	0	3,000	3,000
22-1123-0002	MME Lab Fees	0	0.00	0	0.00	0	0	0	33,000	33,000
22-1123-0010	MME-Equipment Fund	0	0.00	0	0.00	0	0	0	93,000	93,000
22-1125-0003	ECE Electrical Shop	0	0.00	1,438	0.00	0	0	1,438	4,153	5,591
22-1125-0006	ECE Laboratory Fees	0	0.00	0	0.00	0	0	0	5,000	5,000
22-1125-0101	ECE Laboratory Fees-Omaha	0	0.00	0	0.00	0	0	0	4,000	4,000
	TOTAL	**130,329**	**0.91**	**1,229,679**	**22.09**	**307,393**	**0**	**1,667,401**	**272,975**	**1,940,376**

UNL-Federal Advance-717 Federal/Restricted

COST OBJECT		FACULTY Dollar	FACULTY FTE	NON FACULTY Dollar	NON FACULTY FTE	EMPLOYEE BENEFITS	PERSONAL SERVICE CREDITS	TOTAL PERSONAL SERVICES	TOTAL OPERATING EXPENSES	TOTAL
25-1123-0028001	NSF CAREER Adipocytic Mechanotransductio	0	0.00	33,004	1.00	2,165	0	35,169	0	35,169
	TOTAL	**0**	**0.00**	**33,004**	**1.00**	**2,165**	**0**	**35,169**	**0**	**35,169**

UNL-Trust-Grant/Cont/Loan/End-718 Trust/Restricted

COST OBJECT		FACULTY Dollar	FACULTY FTE	NON FACULTY Dollar	NON FACULTY FTE	EMPLOYEE BENEFITS	PERSONAL SERVICE CREDITS	TOTAL PERSONAL SERVICES	TOTAL OPERATING EXPENSES	TOTAL
26-1107-0086001	Keith Klaasmeyer/Othmer Chair-Rilett	7,500	0.00	0	0.00	0	0	7,500	0	7,500
26-1107-0087001	Othmer Match for Klaasmeyer Fund-Rilett	7,500	0.00	0	0.00	1,654	0	9,154	0	9,154
26-1107-0146001	Voelte/Keegan Othmer Chair-Linzell	7,500	0.00	0	0.00	0	0	7,500	0	7,500
26-1107-0147001	Othmer Match for Voelte/Keegan-Linzell	7,500	0.00	0	0.00	1,682	0	9,182	0	9,182

COST OBJECT LISTING BY SUB PROGRAM
2018-2019GENERAL OPERATING BUDGET
UNIVERSITY OF NEBRASKA - LINCOLN
Excluding IANR and NCTA

SUBPROGRAM #/NAME: 11 College of Engineering and Technology

UNL-Trust-Grant/Cont/Loan/End-718 Trust/Restricted

COST OBJECT		FACULTY Dollar	FACULTY FTE	NON FACULTY Dollar	NON FACULTY FTE	EMPLOYEE BENEFITS	PERSONAL SERVICE CREDITS	TOTAL PERSONAL SERVICES	TOTAL OPERATING EXPENSES	TOTAL
27-1101-0013001	Richard L McNeel Prof Engr-Wei	20,000	0.00	0	0.00	0	0	20,000	0	20,000
27-1101-0020009	Coll Prof Elmer Koch	10,000	0.00	0	0.00	-5	0	9,995	0	9,995
27-1106-0006001	Anderson Fund Prof-Saraf; Ravi	10,000	0.00	0	0.00	0	0	10,000	0	10,000
27-1106-0007001	COE Distinguished Prof of CE-Viljoen	10,000	0.00	0	0.00	0	0	10,000	0	10,000
27-1106-0020010	College Prof William Velander	15,000	0.00	0	0.00	1,837	0	16,837	0	16,837
27-1107-0004001	Brightfelt College Professor-Nowak	15,000	0.00	0	0.00	0	0	15,000	0	15,000
27-1108-0001001	Henson College Prof - Dwyer; Matt	10,000	0.00	0	0.00	0	0	10,000	0	10,000
27-1108-0003002	Goddard Distinguished Scholar	10,000	0.00	0	0.00	932	0	10,932	0	10,932
27-1111-0003001	Dist Engr College Professor-Rajurkar	15,000	0.00	0	0.00	0	0	15,000	0	15,000
27-1122-0009001	Durham Dist Prof-Puckett	0	0.00	15,000	0.00	0	0	15,000	0	15,000
27-1123-0004001	MECHANICAL/MATERIAL ENGR	5,100	0.00	0	0.00	723	0	5,823	0	5,823
27-1123-0005001	McBroom Fund Prof - Dzenis	10,000	0.00	0	0.00	0	0	10,000	0	10,000
27-1123-0006003	Faculty Fellow Brightfelt - Turner	10,000	0.00	0	0.00	0	0	10,000	0	10,000
27-1123-0006004	Faculty Fellow Brightfelt - Shield	0	0.00	15,000	0.00	0	0	15,000	0	15,000
27-1123-0007001	MECHANICAL/MATERIAL ENGR	5,100	0.00	0	0.00	739	0	5,839	0	5,839
27-1123-0015001	Lederer Engineering Prof - Farritor	10,000	0.00	0	0.00	0	0	10,000	0	10,000
27-1125-0001002	Mohr Distinguished Prof - Ianno	10,000	0.00	0	0.00	0	0	10,000	0	10,000
27-1125-0001003	Blackman Distinguished Prof - Choobineh	10,000	0.00	0	0.00	0	0	10,000	0	10,000
27-1125-0001004	J A Woollam Dist Prof-Schubert	10,000	0.00	0	0.00	0	0	10,000	0	10,000
27-1125-0003001	Henson Fund Prof - Sharif	10,000	0.00	0	0.00	0	0	10,000	0	10,000
27-1125-0004001	Lott College Prof - Lu	15,000	0.00	0	0.00	0	0	15,000	0	15,000
27-1125-0006001	Kingery College Prof - Alexander	10,000	0.00	0	0.00	0	0	10,000	0	10,000
27-1125-0021001	Omar H Heins Prof-Perez	0	0.00	20,000	0.00	0	0	20,000	0	20,000
	TOTAL	**250,200**	**0.00**	**50,000**	**0.00**	**7,562**	**0**	**307,762**	**0**	**307,762**
	SUB PROGRAM TOTAL	**21,985,398**	**163**	**10,428,013**	**143**	**5,477,909**	**0**	**37,891,320**	**1,887,516**	**39,778,836**

SUBPROGRAM #/NAME: 12 Research

UNL-State General Fund-711 State & University Generated/Unrestricted

COST OBJECT		FACULTY Dollar	FACULTY FTE	NON FACULTY Dollar	NON FACULTY FTE	EMPLOYEE BENEFITS	PERSONAL SERVICE CREDITS	TOTAL PERSONAL SERVICES	TOTAL OPERATING EXPENSES	TOTAL
21-1201-0001	Vice Chan For Research Support Serv	0	0.00	757,412	4.65	163,091	0	920,503	0	920,503
21-1205-0006	Office of Sponsored Programs-Post Award	0	0.00	888,624	15.00	373,425	0	1,262,049	0	1,262,049
21-1206-0001	Research Council	0	0.00	8,314	0.15	3,189	0	11,503	0	11,503
21-1209-0002	Rsch Compliance Srv-Human Subjects Irb	0	0.00	161,576	3.00	46,592	0	208,168	0	208,168
21-1219-0001	Brain, Biology & Behavior	15,210	0.00	185,309	1.00	18,236	0	218,755	0	218,755
21-1220-5101	POE-NE Ctr Virology	0	0.00	121,558	2.41	0	0	121,558	38,240	159,798
21-1220-5103	POE-NCV Wiebe	86,906	1.00	0	0.00	0	0	86,906	0	86,906
21-1220-5104	POE-NCV / An Sci-Vu	117,093	1.00	0	0.00	0	0	117,093	0	117,093
	TOTAL	**219,209**	**2.00**	**2,122,793**	**26.20**	**604,533**	**0**	**2,946,535**	**38,240**	**2,984,775**

UNL-State General Fund-711 Revolving/Designated

COST OBJECT		FACULTY Dollar	FACULTY FTE	NON FACULTY Dollar	NON FACULTY FTE	EMPLOYEE BENEFITS	PERSONAL SERVICE CREDITS	TOTAL PERSONAL SERVICES	TOTAL OPERATING EXPENSES	TOTAL
22-1209-0002	Life Science Annex	0	0.00	251,082	6.90	31,414	0	282,496	0	282,496
22-1219-0002	UNL Brain Imaging Center	0	0.00	83,955	1.33	22,338	0	106,293	0	106,293
22-1219-0006	CB3 Programmer	0	0.00	32,988	0.50	4,165	0	37,153	0	37,153
22-1223-0003	Methodology & Evaluation Core Facility	0	0.00	177,234	4.00	87,549	0	264,783	0	264,783

COST OBJECT LISTING BY SUB PROGRAM
2018-2019GENERAL OPERATING BUDGET
UNIVERSITY OF NEBRASKA - LINCOLN
Excluding IANR and NCTA

SUBPROGRAM #/NAME: 12 Research

	TOTAL	**0**	**0.00**	**545,259**	**12.73**	**145,466**	**0**	**690,725**	**0**	**690,725**

UNL-State General Fund-711 Cash & Student Contracts/Designated

COST OBJECT		FACULTY Dollar	FACULTY FTE	NON FACULTY Dollar	NON FACULTY FTE	EMPLOYEE BENEFITS	PERSONAL SERVICE CREDITS	TOTAL PERSONAL SERVICES	TOTAL OPERATING EXPENSES	TOTAL
21-1201-4001	Vice Chan For Research F&A	0	0.00	602,587	5.33	0	0	602,587	0	602,587
21-1201-4102	VCR: Research Info Systems F&A	0	0.00	201,308	3.00	0	0	201,308	0	201,308
21-1201-4103	VCR Communications F&A	0	0.00	173,664	2.75	0	0	173,664	0	173,664
21-1201-4105	VCR Rsch Finance F&A	0	0.00	133,214	2.30	0	0	133,214	0	133,214
21-1201-4106	VCR Corporate & Foundation Relations F&A	0	0.00	166,846	2.00	0	0	166,846	0	166,846
21-1205-4005	Office of Proposal Development F&A	0	0.00	415,413	6.00	0	0	415,413	0	415,413
21-1205-4006	Office of Sponsored Programs-Post F&A	0	0.00	887,457	11.00	0	0	887,457	0	887,457
21-1209-4001	Research Compliance-Animal Care F&A	0	0.00	408,246	4.00	0	0	408,246	0	408,246
21-1209-4002	Research Compliance-Human Subjects F&A	0	0.00	255,852	4.00	0	0	255,852	0	255,852
	TOTAL	**0**	**0.00**	**3,244,587**	**40.38**	**0**	**0**	**3,244,587**	**0**	**3,244,587**

UNL-Federal Letter of Credit-716 Federal/Restricted

COST OBJECT		FACULTY Dollar	FACULTY FTE	NON FACULTY Dollar	NON FACULTY FTE	EMPLOYEE BENEFITS	PERSONAL SERVICE CREDITS	TOTAL PERSONAL SERVICES	TOTAL OPERATING EXPENSES	TOTAL
24-1220-0004004	LAB SCIENCE CORE Dr West	0	0.00	13,041	0.30	8,151	0	21,192	0	21,192
24-1220-0005001	NIH Antiviral BAF vs Poxvirus & HSV1	0	0.00	35,488	1.00	11,135	0	46,623	0	46,623
24-1220-0011001	NIH Mucosal Deliv of Ebola Inhibitor	0	0.00	15,344	0.50	2,309	0	17,653	0	17,653
	TOTAL	**0**	**0.00**	**63,873**	**1.80**	**21,595**	**0**	**85,468**	**0**	**85,468**

UNL-Federal Advance-717 Federal/Restricted

COST OBJECT		FACULTY Dollar	FACULTY FTE	NON FACULTY Dollar	NON FACULTY FTE	EMPLOYEE BENEFITS	PERSONAL SERVICE CREDITS	TOTAL PERSONAL SERVICES	TOTAL OPERATING EXPENSES	TOTAL
25-1215-0123002	DOE Analysis of Mech of Sorgh Schachtman	0	0.00	33,946	1.00	13,793	0	47,739	0	47,739
	TOTAL	**0**	**0.00**	**33,946**	**1.00**	**13,793**	**0**	**47,739**	**0**	**47,739**

UNL-Trust-Grant/Cont/Loan/End-718 Trust/Restricted

COST OBJECT		FACULTY Dollar	FACULTY FTE	NON FACULTY Dollar	NON FACULTY FTE	EMPLOYEE BENEFITS	PERSONAL SERVICE CREDITS	TOTAL PERSONAL SERVICES	TOTAL OPERATING EXPENSES	TOTAL
26-1215-0102001	Wash ST (NSF) Biochemical Deciphering Oi	43,525	1.00	0	0.00	4,912	0	48,437	0	48,437
26-1215-0151001	NE Soybean Enhancing Soybean Germplasm T	0	0.00	45,941	1.00	0	0	45,941	0	45,941
26-1217-0001001	NPPD-Energy Sciences Research Center	0	0.00	81,453	1.25	10,629	0	92,082	0	92,082
26-1219-0015001	DEL UNIV RII Track2 FEC Neural Networks	0	0.00	32,988	0.50	11,387	0	44,375	0	44,375
26-1219-0016001	Boystown Exec Control in Adolescent Sub	0	0.00	68,738	1.50	21,008	0	89,746	0	89,746
26-1220-0023001	NPB Nasal Muc Vaccine for Flu Swine	0	0.00	32,804	1.00	3,032	0	35,836	0	35,836
26-1220-0024001	NPB Protect Against Swine Flu Infect	0	0.00	15,344	0.50	3,325	0	18,669	0	18,669
26-1220-0028001	CREIGHTON Long-Acting Nanoparticles	0	0.00	7,308	0.15	3,638	0	10,946	0	10,946
26-1220-0030001	WISTAR Beat-HIV Collaborative	0	0.00	13,642	0.28	0	0	13,642	0	13,642
26-1220-0031001	WYO Impact of FC N-Gly on HIV	0	0.00	16,078	0.33	6,017	0	22,095	0	22,095
26-1220-0038001	DELAWARE Framework of Connections	0	0.00	14,815	0.50	4,686	0	19,501	0	19,501
27-1201-0006001	Mohr Fund Excellence-Paul; P	0	0.00	10,000	0.00	0	0	10,000	0	10,000
	TOTAL	**43,525**	**1.00**	**339,111**	**7.01**	**68,634**	**0**	**451,270**	**0**	**451,270**
	SUB PROGRAM TOTAL	**262,734**	**3**	**6,349,569**	**89**	**854,021**	**0**	**7,466,324**	**38,240**	**7,504,564**

SUBPROGRAM #/NAME: 14 College of Journalism and Mass Communication

COST OBJECT LISTING BY SUB PROGRAM
2018-2019GENERAL OPERATING BUDGET
UNIVERSITY OF NEBRASKA - LINCOLN
Excluding IANR and NCTA

SUBPROGRAM #/NAME: 14 College of Journalism and Mass Communication

UNL-State General Fund-711 State & University Generated/Unrestricted

COST OBJECT		FACULTY Dollar	FACULTY FTE	NON FACULTY Dollar	NON FACULTY FTE	EMPLOYEE BENEFITS	PERSONAL SERVICE CREDITS	TOTAL PERSONAL SERVICES	TOTAL OPERATING EXPENSES	TOTAL
21-1401-0001	Dean College Of Journalism	166,586	3.25	999,339	16.65	278,117	0	1,444,042	5,232	1,449,274
21-1401-0002	Dean College Of Journalism Travel	0	0.00	0	0.00	0	0	0	12,000	12,000
21-1402-0001	Journalism General	93,351	1.88	0	0.00	15,155	0	108,506	25,267	133,773
21-1402-5102	POE Journalism-Enhanced Visual Lit	66,785	1.00	0	0.00	0	0	66,785	0	66,785
21-1402-5701	Journalism Gen Dist Ed	0	0.00	0	0.00	0	0	0	100,000	100,000
21-1402-5702	CoJMC-Dist Ed- Eqp	0	0.00	0	0.00	0	0	0	150,000	150,000
21-1402-5704	CoJMC-Dist Ed-Comm	0	0.00	8,000	0.15	0	0	8,000	170,791	178,791
21-1405-0001	Advertising	1,150,751	15.50	25,897	0.25	276,639	0	1,453,287	17,663	1,470,950
21-1406-0001	Broadcasting	581,005	7.00	97,077	2.20	166,423	0	844,505	28,362	872,867
21-1407-0001	News And Editorial	883,517	9.13	29,214	0.42	196,149	0	1,108,880	19,207	1,128,087
21-1408-0001	Graduate Journalism	0	0.00	5,000	0.00	839	0	5,839	0	5,839
	TOTAL	**2,941,995**	**37.75**	**1,164,527**	**19.67**	**933,322**	**0**	**5,039,844**	**528,522**	**5,568,366**

UNL-Trust-Grant/Cont/Loan/End-718 Trust/Restricted

COST OBJECT		FACULTY Dollar	FACULTY FTE	NON FACULTY Dollar	NON FACULTY FTE	EMPLOYEE BENEFITS	PERSONAL SERVICE CREDITS	TOTAL PERSONAL SERVICES	TOTAL OPERATING EXPENSES	TOTAL
26-1401-0003001	Buffett Fund Prof-Thorson; Bruce	5,000	0.00	0	0.00	0	0	5,000	0	5,000
26-1407-0001001	Huse News-Editoral/Othmer Prof-Weber; J.	10,000	0.00	0	0.00	0	0	10,000	0	10,000
26-1407-0002001	Othmer Match Huse News-Editor Prof-Weber	10,000	0.00	0	0.00	0	0	10,000	0	10,000
27-1401-1831001	Roper Dean Professorship-Marron	15,000	0.00	0	0.00	722	0	15,722	0	15,722
27-1401-2705001	Hitchcock Professor in Journalism-McCoy	10,000	0.00	0	0.00	0	0	10,000	0	10,000
27-1407-2236001	Fred A & Gladys Seaton Fund	20,000	0.00	0	0.00	0	0	20,000	0	20,000
27-1407-4599001	Pike Fund Professorship	10,000	0.00	0	0.00	0	0	10,000	0	10,000
	TOTAL	**80,000**	**0.00**	**0**	**0.00**	**722**	**0**	**80,722**	**0**	**80,722**
	SUB PROGRAM TOTAL	**3,021,995**	**38**	**1,164,527**	**20**	**934,044**	**0**	**5,120,566**	**528,522**	**5,649,088**

SUBPROGRAM #/NAME: 15 College of Law

UNL-State General Fund-711 State & University Generated/Unrestricted

COST OBJECT		FACULTY Dollar	FACULTY FTE	NON FACULTY Dollar	NON FACULTY FTE	EMPLOYEE BENEFITS	PERSONAL SERVICE CREDITS	TOTAL PERSONAL SERVICES	TOTAL OPERATING EXPENSES	TOTAL
21-1501-0001	College Of Law	4,492,019	28.69	1,388,235	21.51	1,291,856	0	7,172,110	39,561	7,211,671
21-1502-0004	Space Law	237,539	1.50	84,006	1.50	55,082	0	376,627	93,764	470,391
21-1502-0008	Law Gen-Applic Fees Supp	0	0.00	0	0.00	0	0	0	24,000	24,000
21-1502-5101	POE-Water Resources-Law	109,817	0.66	0	0.00	0	0	109,817	0	109,817
21-1502-5801	Space Law OnLine LLM-Diff Tuition	121,463	0.00	28,611	0.50	0	0	150,074	0	150,074
21-1505-0001	Schmid Law Library	502,040	6.00	193,001	6.00	176,181	0	871,222	235,008	1,106,230
21-1506-0001	Law Review	0	0.00	0	0.00	0	0	0	5,518	5,518
	TOTAL	**5,462,878**	**36.85**	**1,693,853**	**29.51**	**1,523,119**	**0**	**8,679,850**	**397,851**	**9,077,701**

UNL-State General Fund-711 Revolving/Designated

COST OBJECT		FACULTY Dollar	FACULTY FTE	NON FACULTY Dollar	NON FACULTY FTE	EMPLOYEE BENEFITS	PERSONAL SERVICE CREDITS	TOTAL PERSONAL SERVICES	TOTAL OPERATING EXPENSES	TOTAL
22-1501-0001	Law College-Prof Skills Lab Fee	40,961	2.00	29,947	1.00	0	0	70,908	64,527	135,435
22-1502-0002	Space Law LLM Tech Fee	0	0.00	0	0.00	0	0	0	5,976	5,976
22-1505-0001	Law Library Laboratory Fees	0	0.00	0	0.00	0	0	0	600,000	600,000
22-1506-0001	Law Review - Revolving	0	0.00	9,239	0.24	2,007	0	11,246	37,588	48,834
	TOTAL	**40,961**	**2.00**	**39,186**	**1.24**	**2,007**	**0**	**82,154**	**708,091**	**790,245**

COST OBJECT LISTING BY SUB PROGRAM
2018-2019GENERAL OPERATING BUDGET
UNIVERSITY OF NEBRASKA - LINCOLN
Excluding IANR and NCTA

SUBPROGRAM #/NAME: 15 College of Law

UNL-Trust-Grant/Cont/Loan/End-718 Trust/Restricted

COST OBJECT		FACULTY Dollar	FACULTY FTE	NON FACULTY Dollar	NON FACULTY FTE	EMPLOYEE BENEFITS	PERSONAL SERVICE CREDITS	TOTAL PERSONAL SERVICES	TOTAL OPERATING EXPENSES	TOTAL
26-1502-0051001	Perlman/Othmer Professorship	15,000	0.00	0	0.00	0	0	15,000	0	15,000
26-1502-0052001	Othmer Match-Perlman Professorship	15,000	0.00	0	0.00	0	0	15,000	0	15,000
27-1502-0004001	Cline Willams Professorship	5,955	0.00	0	0.00	0	0	5,955	0	5,955
27-1502-0006001	Kutak Professorship	10,000	0.00	0	0.00	0	0	10,000	0	10,000
27-1502-0008001	Welpton Regents Professorship	10,000	0.00	0	0.00	0	0	10,000	0	10,000
27-1502-0009001	Dunlap Professorship	15,000	0.00	0	0.00	0	0	15,000	0	15,000
27-1502-0010001	Steinhart Professorship	15,000	0.00	0	0.00	0	0	15,000	0	15,000
27-1502-0011001	Larson Professorship - a	15,000	0.00	0	0.00	0	0	15,000	0	15,000
27-1502-0011002	Larson Professorship - b	15,000	0.00	0	0.00	281	0	15,281	0	15,281
27-1502-0011003	Larson Professorship - c	11,000	0.00	0	0.00	386	0	11,386	0	11,386
27-1502-0013001	Spencer Professorship	5,000	0.00	0	0.00	0	0	5,000	0	5,000
27-1502-0015001	Grether Professorship	15,000	0.00	0	0.00	0	0	15,000	0	15,000
27-1502-0021001	General Administrative - Law College	0	0.00	10,000	0.00	0	0	10,000	0	10,000
27-1502-0037001	Schmoker Professorship	0	0.00	15,000	0.00	0	0	15,000	0	15,000
27-1502-0043001	Hevelone Professorship	4,000	0.00	0	0.00	0	0	4,000	0	4,000
27-1502-0053001	Warren Wise Professorship	5,000	0.00	0	0.00	0	0	5,000	0	5,000
27-1502-0072001	Berkshire Professorship	15,000	0.00	0	0.00	0	0	15,000	0	15,000
27-1502-0080001	Conroy Professorship	15,000	0.00	0	0.00	0	0	15,000	0	15,000
27-1502-0117001	E-Clinic Staff	0	0.00	15,616	0.50	2,883	0	18,499	0	18,499
27-1502-0118001	E-Clinic	0	0.00	2,000	0.00	338	0	2,338	0	2,338
27-1502-0120001	Applied Ethics Fund	0	0.00	21,357	0.50	2,188	0	23,545	0	23,545
27-1502-0129001	Kauffman Lgl Writing	1,000	0.00	0	0.00	506	0	1,506	0	1,506
27-1502-0157001	Haggart/Work Professorship	15,000	0.00	0	0.00	0	0	15,000	0	15,000
	TOTAL	**201,955**	**0.00**	**63,973**	**1.00**	**6,582**	**0**	**272,510**	**0**	**272,510**
	SUB PROGRAM TOTAL	**5,705,794**	**39**	**1,797,012**	**32**	**1,531,708**	**0**	**9,034,514**	**1,105,942**	**10,140,456**

SUBPROGRAM #/NAME: 16 University Libraries

UNL-State General Fund-711 State & University Generated/Unrestricted

COST OBJECT		FACULTY Dollar	FACULTY FTE	NON FACULTY Dollar	NON FACULTY FTE	EMPLOYEE BENEFITS	PERSONAL SERVICE CREDITS	TOTAL PERSONAL SERVICES	TOTAL OPERATING EXPENSES	TOTAL
21-1601-0001	Library Salaries	2,897,096	38.80	4,293,515	87.05	2,048,383	0	9,238,994	0	9,238,994
21-1602-0001	Library General (Parent)	0	0.00	0	0.00	0	0	0	188,812	188,812
21-1602-0004	Libr Gen-Computer Maint & Supply	0	0.00	0	0.00	0	0	0	180,557	180,557
21-1602-0007	Libr-Depository Bond Debt Srv	0	0.00	0	0.00	0	0	0	94,432	94,432
21-1602-5701	Libr 110 Intro-Dist Ed	0	0.00	0	0.00	0	0	0	72	72
21-1605-0001	Library Books	0	0.00	0	0.00	0	0	0	300,000	300,000
21-1606-0001	Library Periodicals	0	0.00	0	0.00	0	0	0	2,024,316	2,024,316
21-1607-0001	Library Binding	0	0.00	0	0.00	0	0	0	50,000	50,000
21-1620-5102	POE Libr Cnt Digital Rsch Humanities	19,564	0.00	201,565	3.40	0	0	221,129	79,254	300,383
	TOTAL	**2,916,660**	**38.80**	**4,495,080**	**90.45**	**2,048,383**	**0**	**9,460,123**	**2,917,443**	**12,377,566**

UNL-State General Fund-711 Revolving/Designated

COST OBJECT		FACULTY Dollar	FACULTY FTE	NON FACULTY Dollar	NON FACULTY FTE	EMPLOYEE BENEFITS	PERSONAL SERVICE CREDITS	TOTAL PERSONAL SERVICES	TOTAL OPERATING EXPENSES	TOTAL
22-1602-0003	Library General Interlibrary Loan Servic	0	0.00	0	0.00	0	0	0	20,000	20,000
22-1602-0005	Student Tech Fee-Small	0	0.00	0	0.00	0	0	0	25,000	25,000
22-1602-0006	Student Tech Fee-Operations	0	0.00	85,085	1.00	12,653	0	97,738	61,949	159,687
22-1602-0008	Special Collections Auxiliary	0	0.00	0	0.00	0	0	0	1,500	1,500

COST OBJECT LISTING BY SUB PROGRAM
2018-2019GENERAL OPERATING BUDGET
UNIVERSITY OF NEBRASKA - LINCOLN
Excluding IANR and NCTA

SUBPROGRAM #/NAME: 16 University Libraries

UNL-State General Fund-711 Revolving/Designated

COST OBJECT		FACULTY Dollar	FACULTY FTE	NON FACULTY Dollar	NON FACULTY FTE	EMPLOYEE BENEFITS	PERSONAL SERVICE CREDITS	TOTAL PERSONAL SERVICES	TOTAL OPERATING EXPENSES	TOTAL
22-1602-0013	Lib Gen-Fines Revolving	0	0.00	0	0.00	0	0	0	30,000	30,000
22-1602-0014	Lib Gen-Credit Hour Fee	0	0.00	0	0.00	0	0	0	4,000,000	4,000,000
22-1605-0001	Library Books Lost Book Revolving	0	0.00	0	0.00	0	0	0	5,000	5,000
22-1607-0001	Library Binding Revolving Opers	0	0.00	0	0.00	0	0	0	13,000	13,000
	TOTAL	**0**	**0.00**	**85,085**	**1.00**	**12,653**	**0**	**97,738**	**4,156,449**	**4,254,187**

UNL-State General Fund-711 Cash & Student Contracts/Designated

COST OBJECT		FACULTY Dollar	FACULTY FTE	NON FACULTY Dollar	NON FACULTY FTE	EMPLOYEE BENEFITS	PERSONAL SERVICE CREDITS	TOTAL PERSONAL SERVICES	TOTAL OPERATING EXPENSES	TOTAL
21-1602-4007	Libr Gen-Acquisition F&A	0	0.00	0	0.00	0	0	0	2,000,000	2,000,000
	TOTAL	**0**	**0.00**	**0**	**0.00**	**0**	**0**	**0**	**2,000,000**	**2,000,000**

UNL-Federal Advance-717 Federal/Restricted

COST OBJECT		FACULTY Dollar	FACULTY FTE	NON FACULTY Dollar	NON FACULTY FTE	EMPLOYEE BENEFITS	PERSONAL SERVICE CREDITS	TOTAL PERSONAL SERVICES	TOTAL OPERATING EXPENSES	TOTAL
25-1620-0027001	NEH Natl Digital Newspaper P3	0	0.00	34,753	1.00	3,642	0	38,395	0	38,395
25-1620-0032001	NEH DV-Leaves of Grass	16,231	0.30	0	0.00	3,294	0	19,525	0	19,525
	TOTAL	**16,231**	**0.30**	**34,753**	**1.00**	**6,936**	**0**	**57,920**	**0**	**57,920**

UNL-Trust-Grant/Cont/Loan/End-718 Trust/Restricted

COST OBJECT		FACULTY Dollar	FACULTY FTE	NON FACULTY Dollar	NON FACULTY FTE	EMPLOYEE BENEFITS	PERSONAL SERVICE CREDITS	TOTAL PERSONAL SERVICES	TOTAL OPERATING EXPENSES	TOTAL
27-1602-0118001	Nu Fnd Willa Cather for Library	0	0.00	42,125	1.00	4,038	0	46,163	0	46,163
27-1620-0003001	Robert Allington Library Fund	62,817	1.00	0	0.00	7,358	0	70,175	0	70,175
27-1620-0021001	NU Fdn NEH Challenge-We the People	0	0.00	0	0.00	812	0	812	0	812
	TOTAL	**62,817**	**1.00**	**42,125**	**1.00**	**12,208**	**0**	**117,150**	**0**	**117,150**

UNL-Auxiliary-719 Auxiliaries & Services/Restricted

COST OBJECT		FACULTY Dollar	FACULTY FTE	NON FACULTY Dollar	NON FACULTY FTE	EMPLOYEE BENEFITS	PERSONAL SERVICE CREDITS	TOTAL PERSONAL SERVICES	TOTAL OPERATING EXPENSES	TOTAL
23-1608-0001	Libr Access Equip-Auxiliary	0	0.00	0	0.00	0	0	0	10,000	10,000
	TOTAL	**0**	**0.00**	**0**	**0.00**	**0**	**0**	**0**	**10,000**	**10,000**
	SUB PROGRAM TOTAL	**2,995,708**	**40**	**4,657,043**	**93**	**2,080,180**	**0**	**9,732,931**	**9,083,892**	**18,816,823**

SUBPROGRAM #/NAME: 17 College of Education and Human Sciences

UNL-State General Fund-711 State & University Generated/Unrestricted

COST OBJECT		FACULTY Dollar	FACULTY FTE	NON FACULTY Dollar	NON FACULTY FTE	EMPLOYEE BENEFITS	PERSONAL SERVICE CREDITS	TOTAL PERSONAL SERVICES	TOTAL OPERATING EXPENSES	TOTAL
21-1701-0001	Dean Col Ed & Human Sci	2,747	0.01	1,231,595	15.48	308,594	0	1,542,936	53,142	1,596,078
21-1702-0001	Col Ed & Human Sci General	758,945	1.00	826,046	13.22	225,314	0	1,810,305	266,730	2,077,035
21-1702-0002	Ed/Human Sci Gen Travel	0	0.00	0	0.00	0	0	0	53,277	53,277
21-1702-0003	Ed/Human Sci Gen Faculty Recruiting	0	0.00	0	0.00	0	0	0	4,014	4,014
21-1702-0012	CEHS Student Recruitment	0	0.00	43,376	1.00	12,102	0	55,478	0	55,478
21-1702-0013	CEHS Student Services Center	0	0.00	439,719	9.00	177,089	0	616,808	0	616,808
21-1702-5701	CEHS Deliv Fees&Tuition-Dist Ed	0	0.00	0	0.00	0	0	0	1,663,629	1,663,629
21-1706-0001	Educational Admin	917,223	10.30	259,864	3.17	316,192	0	1,493,279	60,191	1,553,470
21-1707-0001	Educational Psychology	2,046,179	21.90	589,319	14.60	541,761	0	3,177,259	60,677	3,237,936

COST OBJECT LISTING BY SUB PROGRAM
2018-2019GENERAL OPERATING BUDGET
UNIVERSITY OF NEBRASKA - LINCOLN
Excluding IANR and NCTA

SUBPROGRAM #/NAME: 17 College of Education and Human Sciences

UNL-State General Fund-711 State & University Generated/Unrestricted

COST OBJECT		FACULTY Dollar	FACULTY FTE	NON FACULTY Dollar	NON FACULTY FTE	EMPLOYEE BENEFITS	PERSONAL SERVICE CREDITS	TOTAL PERSONAL SERVICES	TOTAL OPERATING EXPENSES	TOTAL
21-1708-0001	Teaching Learning & Teacher Education	2,438,580	28.63	554,959	13.00	604,286	0	3,597,825	133,802	3,731,627
21-1708-5102	POE-TLTE / CSMCE	13,812	0.10	0	0.00	0	0	13,812	0	13,812
21-1708-5103	POE-TLTE NU Teach-Sci Rm	130,183	2.01	0	0.00	0	0	130,183	0	130,183
21-1710-0001	Spec Educ&Communication Disorders	1,355,588	15.30	193,326	1.81	437,414	0	1,986,328	0	1,986,328
21-1713-0001	Pixel Lab	0	0.00	177,094	4.20	33,819	0	210,913	8,258	219,171
21-1714-1002	CYFS-Grad Stdt Travel	0	0.00	0	0.00	9,529	0	9,529	0	9,529
21-1714-5102	Chld Youth Fam Schl POE	106,731	1.14	119,845	2.41	0	0	226,576	0	226,576
21-1714-5103	POE-CYFS/MAP-Faculty Support	55,197	0.00	0	0.00	0	0	55,197	0	55,197
21-1727-0001	Child Youth & Fam Studies	1,301,103	15.72	227,146	5.49	371,571	0	1,899,820	86,677	1,986,497
21-1727-5102	POE Educare Master Teacher	49,322	1.00	0	0.00	0	0	49,322	41,055	90,377
21-1736-0001	Nutrition & Health Sciences	1,123,309	12.55	176,019	2.11	297,205	0	1,596,533	14,871	1,611,404
21-1736-0002	NHS- HRTM Teaching	0	0.00	0	0.00	47,510	0	47,510	0	47,510
21-1736-5102	POE Nutr Health Sci Genomics	103,555	1.34	0	0.00	0	0	103,555	0	103,555
21-1737-0001	Textiles Merchandising & Fashion Design	499,916	5.55	181,122	1.69	152,138	0	833,176	30,873	864,049
21-1767-0001	TMFD International Quilt Study Center	0	0.00	52,463	0.98	33,490	0	85,953	4,000	89,953
21-1767-0002	TMFD/IQSC Chancellor Funding	0	0.00	0	0.00	37,567	0	37,567	0	37,567
	TOTAL	**10,902,390**	**116.55**	**5,071,893**	**88.17**	**3,605,581**	**0**	**19,579,864**	**2,481,196**	**22,061,060**

UNL-State General Fund-711 Revolving/Designated

COST OBJECT		FACULTY Dollar	FACULTY FTE	NON FACULTY Dollar	NON FACULTY FTE	EMPLOYEE BENEFITS	PERSONAL SERVICE CREDITS	TOTAL PERSONAL SERVICES	TOTAL OPERATING EXPENSES	TOTAL
22-1702-0001	CEHS GPIdea Funds	0	0.00	0	0.00	0	0	0	78,980	78,980
22-1702-0002	CEHS Gen-Student Tech Fee	0	0.00	0	0.00	0	0	0	125,527	125,527
22-1702-0005	CEHS Gen-Talent Golf Tournament	0	0.00	0	0.00	0	0	0	11,500	11,500
22-1702-1001	CEHS GPIdea Dean Funds	0	0.00	122,767	2.52	17,003	0	139,770	0	139,770
22-1705-1001	CEHS Grad Std-ALTC	0	0.00	0	0.00	0	0	0	1,000	1,000
22-1706-0001	Educational Admin Bur Ed Rsch & Service	0	0.00	0	0.00	0	0	0	58,326	58,326
22-1707-0001	Educational Psychology Testing	0	0.00	16,085	0.25	0	0	16,085	0	16,085
22-1707-0002	Educational Psychology Lab Fees	0	0.00	0	0.00	0	0	0	7,000	7,000
22-1708-0006	TLTE-Prof Services-Moeller	0	0.00	0	0.00	0	0	0	1,500	1,500
22-1710-0001	Spec Educ&Communication Clinic	860,890	11.30	119,046	4.30	202,352	0	1,182,288	151,630	1,333,918
22-1710-0003	Spec Educ&Communic Disord Lab Fees	0	0.00	0	0.00	0	0	0	1,000	1,000
22-1713-0001	Pixel Lab Service Center	0	0.00	156,718	4.00	33,081	0	189,799	112,000	301,799
22-1714-0004	CYFS/MAP Academy Combined Srv Ctr	283,253	4.00	208,514	4.00	84,374	0	576,141	0	576,141
22-1727-0002	Child Youth & Fam -Family Resource Cnt	0	0.00	20,435	0.40	4,642	0	25,077	4,500	29,577
22-1727-0004	CYAF Teaching Revolving/GPIDEA	122,199	2.16	10,083	0.32	32,136	0	164,418	0	164,418
22-1736-0002	Nutr & Hlth Sci Teaching Revolving	0	0.00	0	0.00	0	0	0	7,000	7,000
22-1736-0003	NHS Athletic Fund-Rudy	91,185	1.00	0	0.00	19,195	0	110,380	0	110,380
22-1736-1003	NHS Sci Princ of Food Prep Lab Fee	0	0.00	0	0.00	0	0	0	4,000	4,000
22-1736-1004	NHS F&N for Healthy Living Lab Fee	0	0.00	0	0.00	0	0	0	4,000	4,000
22-1736-1051	NHS Dietetic Internship Application	0	0.00	0	0.00	0	0	0	1,800	1,800
22-1736-1053	NHS Exercise Science	0	0.00	0	0.00	0	0	0	10,000	10,000
22-1736-1054	NHS Martial Arts	0	0.00	0	0.00	0	0	0	1,000	1,000
22-1737-0001	Textiles Merchandis & Fashion Design Fee	0	0.00	0	0.00	0	0	0	2,921	2,921
	TOTAL	**1,357,527**	**18.46**	**653,648**	**15.79**	**392,783**	**0**	**2,403,958**	**583,684**	**2,987,642**

UNL-Federal Letter of Credit-716 Federal/Restricted

COST OBJECT		FACULTY Dollar	FACULTY FTE	NON FACULTY Dollar	NON FACULTY FTE	EMPLOYEE BENEFITS	PERSONAL SERVICE CREDITS	TOTAL PERSONAL SERVICES	TOTAL OPERATING EXPENSES	TOTAL
24-1708-0108001	US EDUC Indigenous Roots	0	0.00	12,211	0.15	6,006	0	18,217	0	18,217

COST OBJECT LISTING BY SUB PROGRAM
2018-2019GENERAL OPERATING BUDGET
UNIVERSITY OF NEBRASKA - LINCOLN
Excluding IANR and NCTA

SUBPROGRAM #/NAME: 17 College of Education and Human Sciences

UNL-Federal Letter of Credit-716 Federal/Restricted

COST OBJECT		FACULTY Dollar	FACULTY FTE	NON FACULTY Dollar	NON FACULTY FTE	EMPLOYEE BENEFITS	PERSONAL SERVICE CREDITS	TOTAL PERSONAL SERVICES	TOTAL OPERATING EXPENSES	TOTAL
24-1710-0119002	Parent Connectors Study of Peer Support	145,845	1.71	70,298	1.39	20,197	0	236,340	0	236,340
24-1710-0167001	US ED A Missing Link to a Better Tomorro	51,348	0.59	33,906	0.65	6,428	0	91,682	0	91,682
24-1714-0070001	US ED Efficacy Getting Ready Intervent	50,990	0.54	5,815	0.10	5,090	0	61,895	0	61,895
24-1714-0122001	US ED Early Learning Network Lead	0	0.00	44,766	1.00	9,742	0	54,508	0	54,508
24-1714-0132001	US ED ELC in Rural & Urban NE	62,994	0.91	214,085	4.96	30,261	0	307,340	0	307,340
24-1714-0134001	US ED CBC with Latino Students: Replicat	0	0.00	183,059	3.66	37,533	0	220,592	0	220,592
24-1714-0162001	DHHS Getting Ready 0-3 Year 3	0	0.00	223,624	4.09	15,492	0	239,116	0	239,116
	TOTAL	**311,177**	**3.75**	**787,764**	**16.00**	**130,749**	**0**	**1,229,690**	**0**	**1,229,690**

UNL-Federal Advance-717 Federal/Restricted

COST OBJECT		FACULTY Dollar	FACULTY FTE	NON FACULTY Dollar	NON FACULTY FTE	EMPLOYEE BENEFITS	PERSONAL SERVICE CREDITS	TOTAL PERSONAL SERVICES	TOTAL OPERATING EXPENSES	TOTAL
25-1714-0096005	NSF WearTEC Gwen Nugent	11,259	0.12	0	0.00	1,509	0	12,768	0	12,768
25-1714-0141001	IPAS NSF Analysis of CSI Coaching	0	0.00	42,040	0.50	7,527	0	49,567	0	49,567
	TOTAL	**11,259**	**0.12**	**42,040**	**0.50**	**9,036**	**0**	**62,335**	**0**	**62,335**

UNL-Trust-Grant/Cont/Loan/End-718 Trust/Restricted

COST OBJECT		FACULTY Dollar	FACULTY FTE	NON FACULTY Dollar	NON FACULTY FTE	EMPLOYEE BENEFITS	PERSONAL SERVICE CREDITS	TOTAL PERSONAL SERVICES	TOTAL OPERATING EXPENSES	TOTAL
26-1701-0008001	NE HHS Epidemiology Surveillance Enhance	0	0.00	88,358	1.00	8,750	0	97,108	0	97,108
26-1701-0009001	NE HHS Data Exchange Informatics NUSS	0	0.00	52,796	1.00	13,667	0	66,463	0	66,463
26-1701-0010001	NE HHS Syndromic Surveillance - WHITE	0	0.00	52,770	1.00	10,164	0	62,934	0	62,934
26-1701-0011001	NE HHS Arboviral Ep & Surv - Hamik 2017	0	0.00	56,962	1.00	7,782	0	64,744	0	64,744
26-1701-0012001	NE HHS Influenze Surveillance - Williams	0	0.00	59,266	1.00	9,513	0	68,779	0	68,779
26-1701-0013001	NE HHS Syndromic Sur Epi-Gonzalez-2017	0	0.00	60,436	1.00	8,030	0	68,466	0	68,466
26-1701-0015001	NE HHS Oral Health Epidemiology	0	0.00	54,000	1.00	2,964	0	56,964	0	56,964
26-1701-0016001	NE HHS National Violent Death Reporting	0	0.00	47,468	1.00	3,764	0	51,232	0	51,232
26-1707-0151001	NE HHS Syndromic Surveillance Informatic	0	0.00	52,071	1.00	14,466	0	66,537	0	66,537
26-1707-0160001	NE HHS Immunization Info - Benedict	0	0.00	45,900	1.00	2,509	0	48,409	0	48,409
26-1707-0161001	NE HHS Immunization Info - Klipic	0	0.00	52,848	1.00	9,139	0	61,987	0	61,987
26-1707-0165001	NE HHS Epidemiology Database Manager	0	0.00	33,300	1.00	5,807	0	39,107	0	39,107
26-1708-0115001	NE EDUC Project PARA 2017-2018	0	0.00	45,627	1.00	9,800	0	55,427	0	55,427
26-1710-0101001	FFBH Randomized Clinical Trial InHome	26,238	0.30	10,251	0.19	8,561	0	45,050	0	45,050
26-1710-0150001	FFBH Research Agreement - ACFW and FFB	19,199	0.20	0	0.00	2,979	0	22,178	0	22,178
26-1710-0154001	Brookes Pub Co CISS STTR Phase II	0	0.00	31,836	0.50	11,679	0	43,515	0	43,515
26-1710-0168001	NE ED ASD Network 16-17	0	0.00	159,549	2.00	3,175	0	162,724	0	162,724
26-1710-0177001	NE ED ASD Network 17-18	0	0.00	48,038	1.00	27,277	0	75,315	0	75,315
26-1710-0178001	NE ED Visual Impairment Endorsement 2017	81,921	1.00	0	0.00	7,693	0	89,614	0	89,614
26-1714-0113002	BECI Superintendent ECPYear 4	0	0.00	101,238	1.75	21,502	0	122,740	0	122,740
26-1714-0148001	NDE Multi-Tier Syst Spt Impl Spt Team	86,149	1.00	150,124	2.00	34,773	0	271,046	0	271,046
26-1714-0166001	NDE Getting Ready NE Part C	0	0.00	21,803	0.43	4,960	0	26,763	0	26,763
26-1736-0033001	NOHS NE Consor to Reduce High-Risk Drink	0	0.00	86,403	1.00	13,508	0	99,911	0	99,911
26-1736-0034001	IPAS REGION 6 OCC Block Grant	0	0.00	10,002	0.20	1,226	0	11,228	0	11,228
26-1736-0035001	IPAS REGION 6 Partnership for Success PF	0	0.00	40,009	0.80	4,738	0	44,747	0	44,747
26-1737-0003001	Othmer Match for A James Fund-James; M.	5,000	0.00	0	0.00	1,058	0	6,058	0	6,058
26-1737-6986001	Ardis James/Othmer Prof-James; M.	5,000	0.00	0	0.00	0	0	5,000	0	5,000
27-1702-0699001	Osher Lifelong Learning Endowment	0	0.00	74,018	1.60	11,194	0	85,212	0	85,212
27-1702-1031001	Tinstman Professorship-Carr; T.	10,000	0.00	0	0.00	0	0	10,000	0	10,000
27-1702-1388101	B&R Robinson Prof Ext#Stipend	3,000	0.00	0	0.00	0	0	3,000	0	3,000
27-1702-1873001	Joan Jelinek Riebow Fund	0	0.00	50,525	0.50	9,184	0	59,709	0	59,709

COST OBJECT LISTING BY SUB PROGRAM
2018-2019GENERAL OPERATING BUDGET
UNIVERSITY OF NEBRASKA - LINCOLN
Excluding IANR and NCTA

SUBPROGRAM #/NAME: 17 College of Education and Human Sciences

UNL-Trust-Grant/Cont/Loan/End-718 Trust/Restricted

COST OBJECT		FACULTY Dollar	FACULTY FTE	NON FACULTY Dollar	NON FACULTY FTE	EMPLOYEE BENEFITS	PERSONAL SERVICE CREDITS	TOTAL PERSONAL SERVICES	TOTAL OPERATING EXPENSES	TOTAL
27-1702-3397001	Wes Meierhenry Professorship Stipend	15,000	0.00	0	0.00	0	0	15,000	0	15,000
27-1702-3674001	Edith S Greer Professorship Stipend	5,000	0.00	0	0.00	0	0	5,000	0	5,000
27-1702-4276001	Gilmartin Professorship-Heaton; Ruth	5,000	0.00	0	0.00	0	0	5,000	0	5,000
27-1702-5114001	V W Hodder College Prof-Bruning	10,000	0.00	0	0.00	0	0	10,000	0	10,000
27-1702-5774201	Melvin & Jane Nore Prof-Scharmann; L.	10,000	0.00	0	0.00	0	0	10,000	0	10,000
27-1702-8082001	CEHS General Development	0	0.00	11,574	0.32	3,773	0	15,347	0	15,347
27-1705-0751001	Kit & Dick Schmoker Reading Center	52,626	0.63	0	0.00	6,621	0	59,247	0	59,247
27-1707-0009001	Nclci - Literacy Research	0	0.00	9,800	0.25	1,144	0	10,944	0	10,944
27-1710-5699001	Barkley Trust (W. E. Barkley)	546,965	5.31	377,262	6.54	170,324	0	1,094,551	0	1,094,551
27-1714-0051001	George Holmes University Prof-Sheridan	15,000	0.00	0	0.00	0	0	15,000	0	15,000
27-1727-0019002	Buffett Educare Evaluation	0	0.00	34,498	0.50	8,766	0	43,264	0	43,264
27-1727-4491001	GA Newkirk Prof of Leader-Bischoff; R.	10,000	0.00	0	0.00	0	0	10,000	0	10,000
27-1767-1996001	Robert & Ardis James Curatorship	0	0.00	26,535	0.50	3,833	0	30,368	0	30,368
27-1767-2720101	James Endow Exec Director	0	0.00	40,755	0.40	0	0	40,755	0	40,755
27-1767-3605001	R&A James QH Operations	0	0.00	132,823	2.60	53,968	0	186,791	0	186,791
27-1767-5916001	IQSC Endowment	0	0.00	46,752	1.00	0	0	46,752	0	46,752
27-1767-5916701	IQSC - NEH Challenge Grant	0	0.00	26,534	0.50	9,377	0	35,911	0	35,911
	TOTAL	**906,098**	**8.44**	**2,192,131**	**37.58**	**527,668**	**0**	**3,625,897**	**0**	**3,625,897**

UNL-Auxiliary-719 Auxiliaries & Services/Restricted

COST OBJECT		FACULTY Dollar	FACULTY FTE	NON FACULTY Dollar	NON FACULTY FTE	EMPLOYEE BENEFITS	PERSONAL SERVICE CREDITS	TOTAL PERSONAL SERVICES	TOTAL OPERATING EXPENSES	TOTAL
23-1702-0002	CEHS-OLLI Class Fees	0	0.00	99,145	2.60	26,634	0	125,779	37,000	162,779
23-1712-0001	Buros Institute	182,463	1.59	452,078	7.50	164,017	0	798,558	201,631	1,000,189
23-1712-0002	Buros Center Admin Services	32,550	0.25	16,453	0.33	9,820	0	58,823	0	58,823
23-1712-0004	Buros Psychometric Consulting	0	0.00	305,281	3.83	8,408	0	313,689	0	313,689
23-1727-0001	CYAF Child Development Lab	125,599	3.63	46,491	1.26	61,493	0	233,583	51,438	285,021
23-1767-0002	TMFD IQSC Admin/Operating	0	0.00	57,710	1.23	1,784	0	59,494	38,385	97,879
	TOTAL	**340,612**	**5.47**	**977,158**	**16.76**	**272,156**	**0**	**1,589,926**	**328,454**	**1,918,380**
	SUB PROGRAM TOTAL	**13,829,063**	**153**	**9,724,634**	**175**	**4,937,973**	**0**	**28,491,670**	**3,393,334**	**31,885,004**

SUBPROGRAM #/NAME: 20 Academic Services & Enrollment Management

UNL-State General Fund-711 State & University Generated/Unrestricted

COST OBJECT		FACULTY Dollar	FACULTY FTE	NON FACULTY Dollar	NON FACULTY FTE	EMPLOYEE BENEFITS	PERSONAL SERVICE CREDITS	TOTAL PERSONAL SERVICES	TOTAL OPERATING EXPENSES	TOTAL
21-2001-0001	ASEM Dean's Office	0	0.00	799,252	2.00	62,551	0	861,803	0	861,803
21-2001-0201	ASEM Operations and Strategy	0	0.00	81,384	1.00	0	0	81,384	107,650	189,034
21-2001-0301	NCPA	0	0.00	249,519	3.43	0	0	249,519	0	249,519
21-2001-1001	ASEM Business	0	0.00	153,479	3.00	0	0	153,479	0	153,479
21-2001-5701	ASEM Exec-Distance Ed	0	0.00	449,178	10.00	0	0	449,178	46,468	495,646
21-2002-0001	ASEM Marketing	0	0.00	163,475	2.00	0	0	163,475	0	163,475
21-2002-5701	ASEM Marketing Dist Ed	0	0.00	288,854	6.00	0	0	288,854	0	288,854
21-2006-0001	New Student Enrollment	0	0.00	206,605	2.04	0	0	206,605	0	206,605
21-2007-0001	Admissions	0	0.00	464,683	8.00	415,199	0	879,882	0	879,882
21-2007-0006	Admis-Univ Academy	0	0.00	9,157	0.00	156,022	0	165,179	0	165,179
21-2007-0101	External Recruitment	0	0.00	461,410	8.00	0	0	461,410	0	461,410
21-2007-0201	On-Campus Exp	0	0.00	147,037	3.00	0	0	147,037	0	147,037
21-2007-0301	Outreach Programs	0	0.00	155,842	3.00	0	0	155,842	0	155,842

COST OBJECT LISTING BY SUB PROGRAM
2018-2019GENERAL OPERATING BUDGET
UNIVERSITY OF NEBRASKA - LINCOLN
Excluding IANR and NCTA

SUBPROGRAM #/NAME: 20 Academic Services & Enrollment Management

UNL-State General Fund-711 State & University Generated/Unrestricted

COST OBJECT		FACULTY Dollar	FACULTY FTE	NON FACULTY Dollar	NON FACULTY FTE	EMPLOYEE BENEFITS	PERSONAL SERVICE CREDITS	TOTAL PERSONAL SERVICES	TOTAL OPERATING EXPENSES	TOTAL
21-2008-0001	Registrar's Office	0	0.00	950,075	26.81	357,284	0	1,307,359	111,974	1,419,333
21-2011-0001	Scholarship/Financial Aid	0	0.00	1,242,109	28.00	428,699	0	1,670,808	82,272	1,753,080
	TOTAL	**0**	**0.00**	**5,822,059**	**106.28**	**1,419,755**	**0**	**7,241,814**	**348,364**	**7,590,178**

UNL-State General Fund-711 Revolving/Designated

COST OBJECT		FACULTY Dollar	FACULTY FTE	NON FACULTY Dollar	NON FACULTY FTE	EMPLOYEE BENEFITS	PERSONAL SERVICE CREDITS	TOTAL PERSONAL SERVICES	TOTAL OPERATING EXPENSES	TOTAL
22-2001-0001	ASEM Dean's Revolving	0	0.00	182,136	3.00	2,483	0	184,619	0	184,619
22-2002-0001	ASEM Marketing - Rvlg	0	0.00	196,796	4.00	553	0	197,349	248,900	446,249
22-2006-0001	New Student Enrollment - Rvlg	0	0.00	209,374	2.08	0	0	209,374	216,900	426,274
22-2007-0001	Admissions Rvlg-General Operations	0	0.00	621,286	18.50	247,838	0	869,124	737,900	1,607,024
22-2007-0101	External Recruitment - Rvlg	0	0.00	721,517	18.00	0	0	721,517	0	721,517
22-2007-0201	On-Campus Exp - Rvlg	0	0.00	185,749	5.00	0	0	185,749	141,700	327,449
22-2007-0301	Outreach Programs - Rvlg	0	0.00	41,409	1.00	0	0	41,409	2,150	43,559
22-2007-1103	ADM-International - Rvlg	0	0.00	0	0.00	0	0	0	37,700	37,700
22-2007-1201	Events - Rvlg	0	0.00	0	0.00	0	0	0	49,600	49,600
22-2007-1202	Campus Visits - Rvlg	0	0.00	0	0.00	0	0	0	131,900	131,900
22-2008-0002	Registrar's Office-Athletic Cert Rev	0	0.00	150,278	3.49	46,047	0	196,325	0	196,325
22-2008-0003	Registrar's Office-Tech Fee	0	0.00	145,515	3.00	0	0	145,515	0	145,515
22-2011-0001	Finl Aid-National Srv Trust	0	0.00	66,138	2.00	10,929	0	77,067	0	77,067
	TOTAL	**0**	**0.00**	**2,520,198**	**60.07**	**307,850**	**0**	**2,828,048**	**1,566,750**	**4,394,798**
	SUB PROGRAM TOTAL	**0**	**0**	**8,342,257**	**166**	**1,727,605**	**0**	**10,069,862**	**1,915,114**	**11,984,976**

SUBPROGRAM #/NAME: 21 Summer Sessions

UNL-State General Fund-711 State & University Generated/Unrestricted

COST OBJECT		FACULTY Dollar	FACULTY FTE	NON FACULTY Dollar	NON FACULTY FTE	EMPLOYEE BENEFITS	PERSONAL SERVICE CREDITS	TOTAL PERSONAL SERVICES	TOTAL OPERATING EXPENSES	TOTAL
21-2105-0001	Summer Sessions	3,818,926	0.00	374,910	0.00	0	0	4,193,836	0	4,193,836
	TOTAL	**3,818,926**	**0.00**	**374,910**	**0.00**	**0**	**0**	**4,193,836**	**0**	**4,193,836**
	SUB PROGRAM TOTAL	**3,818,926**	**0**	**374,910**	**0**	**0**	**0**	**4,193,836**	**0**	**4,193,836**

SUBPROGRAM #/NAME: 22 Other Instruction or Research

UNL-State General Fund-711 State & University Generated/Unrestricted

COST OBJECT		FACULTY Dollar	FACULTY FTE	NON FACULTY Dollar	NON FACULTY FTE	EMPLOYEE BENEFITS	PERSONAL SERVICE CREDITS	TOTAL PERSONAL SERVICES	TOTAL OPERATING EXPENSES	TOTAL
21-2209-0001	Air Science	0	0.00	30,293	1.00	14,484	0	44,777	8,373	53,150
21-2210-0001	Military Science	0	0.00	22,518	0.75	7,342	0	29,860	11,758	41,618
21-2211-0001	Naval Science	0	0.00	22,873	0.75	16,720	0	39,593	7,072	46,665
21-2212-0001	Special Events Commencement	0	0.00	4,142	0.20	2,444	0	6,586	183,083	189,669
21-2212-0002	Special Events Convocations	0	0.00	0	0.00	0	0	0	4,006	4,006
21-2212-0003	Special Events Honors Day	0	0.00	0	0.00	0	0	0	14,410	14,410
21-2214-0001	Misc Genera Expens Bad Debt Expens Tuit	0	0.00	0	0.00	0	0	0	500,000	500,000
21-2215-0001	Workstudy Matching Control	0	0.00	152,372	0.00	0	0	152,372	0	152,372
	TOTAL	**0**	**0.00**	**232,198**	**2.70**	**40,990**	**0**	**273,188**	**728,702**	**1,001,890**

COST OBJECT LISTING BY SUB PROGRAM
2018-2019GENERAL OPERATING BUDGET
UNIVERSITY OF NEBRASKA - LINCOLN
Excluding IANR and NCTA

SUBPROGRAM #/NAME: 22 Other Instruction or Research

UNL-State General Fund-711 Revolving/Designated

COST OBJECT		FACULTY Dollar	FACULTY FTE	NON FACULTY Dollar	NON FACULTY FTE	EMPLOYEE BENEFITS	PERSONAL SERVICE CREDITS	TOTAL PERSONAL SERVICES	TOTAL OPERATING EXPENSES	TOTAL
22-2299-0010	Budget Adjustmen Revolving Budget Adjus	0	0.00	0	0.00	0	0	0	14,066,192	14,066,192
	TOTAL	**0**	**0.00**	**0**	**0.00**	**0**	**0**	**0**	**14,066,192**	**14,066,192**
	SUB PROGRAM TOTAL	**0**	**0**	**232,198**	**3**	**40,990**	**0**	**273,188**	**14,794,894**	**15,068,082**

SUBPROGRAM #/NAME: 23 Student Aid

UNL-State General Fund-711 State & University Generated/Unrestricted

COST OBJECT		FACULTY Dollar	FACULTY FTE	NON FACULTY Dollar	NON FACULTY FTE	EMPLOYEE BENEFITS	PERSONAL SERVICE CREDITS	TOTAL PERSONAL SERVICES	TOTAL OPERATING EXPENSES	TOTAL
21-2313-0001	Univ Tuition Assist Grants	0	0.00	0	0.00	0	0	0	632,327	632,327
21-2313-0002	Need Based Aid-UNOG	0	0.00	0	0.00	0	0	0	2,529,307	2,529,307
21-2313-0003	Need Based Aid-Tuit Assist Pgm	0	0.00	0	0.00	0	0	0	2,107,756	2,107,756
	TOTAL	**0**	**0.00**	**0**	**0.00**	**0**	**0**	**0**	**5,269,390**	**5,269,390**
	SUB PROGRAM TOTAL	**0**	**0**	**0**	**0**	**0**	**0**	**0**	**5,269,390**	**5,269,390**

SUBPROGRAM #/NAME: 24 International Programs

UNL-State General Fund-711 State & University Generated/Unrestricted

COST OBJECT		FACULTY Dollar	FACULTY FTE	NON FACULTY Dollar	NON FACULTY FTE	EMPLOYEE BENEFITS	PERSONAL SERVICE CREDITS	TOTAL PERSONAL SERVICES	TOTAL OPERATING EXPENSES	TOTAL
21-2402-0002	International Student Fee Supp	0	0.00	119,570	2.00	31,777	0	151,347	0	151,347
21-2405-0001	Education Abroad State Aided	0	0.00	225,658	4.34	52,650	0	278,308	19,620	297,928
21-2407-0001	ISSO-Intrntl Stdt Scholar Office	0	0.00	269,151	6.00	96,292	0	365,443	35,046	400,489
	TOTAL	**0**	**0.00**	**614,379**	**12.34**	**180,719**	**0**	**795,098**	**54,666**	**849,764**

UNL-State General Fund-711 Revolving/Designated

COST OBJECT		FACULTY Dollar	FACULTY FTE	NON FACULTY Dollar	NON FACULTY FTE	EMPLOYEE BENEFITS	PERSONAL SERVICE CREDITS	TOTAL PERSONAL SERVICES	TOTAL OPERATING EXPENSES	TOTAL
22-2405-0001	Education Abroad Revolving	0	0.00	109,602	2.66	15,011	0	124,613	0	124,613
	TOTAL	**0**	**0.00**	**109,602**	**2.66**	**15,011**	**0**	**124,613**	**0**	**124,613**

UNL-Auxiliary-719 Auxiliaries & Services/Restricted

COST OBJECT		FACULTY Dollar	FACULTY FTE	NON FACULTY Dollar	NON FACULTY FTE	EMPLOYEE BENEFITS	PERSONAL SERVICE CREDITS	TOTAL PERSONAL SERVICES	TOTAL OPERATING EXPENSES	TOTAL
23-2405-0003	Education Abroad Fees	0	0.00	0	0.00	0	0	0	1,605,000	1,605,000
	TOTAL	**0**	**0.00**	**0**	**0.00**	**0**	**0**	**0**	**1,605,000**	**1,605,000**
	SUB PROGRAM TOTAL	**0**	**0**	**723,981**	**15**	**195,730**	**0**	**919,711**	**1,659,666**	**2,579,377**

SUBPROGRAM #/NAME: 25 Instruction Budget Adjustments

UNL-State General Fund-711 State & University Generated/Unrestricted

COST OBJECT		FACULTY Dollar	FACULTY FTE	NON FACULTY Dollar	NON FACULTY FTE	EMPLOYEE BENEFITS	PERSONAL SERVICE CREDITS	TOTAL PERSONAL SERVICES	TOTAL OPERATING EXPENSES	TOTAL
21-2599-0001	BDGT ADJ PERM BDG	311,210	0.00	17,782,679	0.00	0	0	18,093,889	-16,144,039	1,949,850
21-2599-0009	Budget Adj-Strategic Faculty Salary Fund	0	0.00	0	0.00	0	0	0	380,502	380,502
21-2599-0010	Budget Adjust Benefit Variance Allowance	0	0.00	0	0.00	4,012,209	0	4,012,209	0	4,012,209

COST OBJECT LISTING BY SUB PROGRAM
2018-2019GENERAL OPERATING BUDGET
UNIVERSITY OF NEBRASKA - LINCOLN
Excluding IANR and NCTA

SUBPROGRAM #/NAME: 25 Instruction Budget Adjustments

UNL-State General Fund-711 State & University Generated/Unrestricted

COST OBJECT		FACULTY Dollar	FACULTY FTE	NON FACULTY Dollar	NON FACULTY FTE	EMPLOYEE BENEFITS	PERSONAL SERVICE CREDITS	TOTAL PERSONAL SERVICES	TOTAL OPERATING EXPENSES	TOTAL
21-2599-0015	Bdgt Adj Ops Var	0	0.00	1,000,000	0.00	0	0	1,000,000	0	1,000,000
21-2599-0020	FY18 BRT/Budget Rescissions	0	0.00	0	0.00	0	0	0	200,155	200,155
21-2599-0021	FY19 BRT/Budget Rescissions	0	0.00	0	0.00	0	0	0	-4,299,279	-4,299,279
21-2599-5701	Budget Adj Distance Ed	0	0.00	0	0.00	0	0	0	2,951,542	2,951,542
	TOTAL	**311,210**	**0.00**	**18,782,679**	**0.00**	**4,012,209**	**0**	**23,106,098**	**-16,911,119**	**6,194,979**

UNL-State General Fund-711 Cash & Student Contracts/Designated

COST OBJECT		FACULTY Dollar	FACULTY FTE	NON FACULTY Dollar	NON FACULTY FTE	EMPLOYEE BENEFITS	PERSONAL SERVICE CREDITS	TOTAL PERSONAL SERVICES	TOTAL OPERATING EXPENSES	TOTAL
21-2599-4007	Budget Adjustm Unalloc F&A	0	0.00	0	0.00	0	0	0	21,155,413	21,155,413
	TOTAL	**0**	**0.00**	**0**	**0.00**	**0**	**0**	**0**	**21,155,413**	**21,155,413**
	SUB PROGRAM TOTAL	**311,210**	**0**	**18,782,679**	**0**	**4,012,209**	**0**	**23,106,098**	**4,244,294**	**27,350,392**

SUBPROGRAM #/NAME: 27 Television and Radio

UNL-State General Fund-711 State & University Generated/Unrestricted

COST OBJECT		FACULTY Dollar	FACULTY FTE	NON FACULTY Dollar	NON FACULTY FTE	EMPLOYEE BENEFITS	PERSONAL SERVICE CREDITS	TOTAL PERSONAL SERVICES	TOTAL OPERATING EXPENSES	TOTAL
21-2701-0001	University Television	0	0.00	1,466,105	28.53	654,066	0	2,120,171	15	2,120,186
	TOTAL	**0**	**0.00**	**1,466,105**	**28.53**	**654,066**	**0**	**2,120,171**	**15**	**2,120,186**

UNL-State General Fund-711 Revolving/Designated

COST OBJECT		FACULTY Dollar	FACULTY FTE	NON FACULTY Dollar	NON FACULTY FTE	EMPLOYEE BENEFITS	PERSONAL SERVICE CREDITS	TOTAL PERSONAL SERVICES	TOTAL OPERATING EXPENSES	TOTAL
22-2701-0001	University Television Revolving	0	0.00	5,068,181	95.33	854,630	0	5,922,811	1,390,548	7,313,359
	TOTAL	**0**	**0.00**	**5,068,181**	**95.33**	**854,630**	**0**	**5,922,811**	**1,390,548**	**7,313,359**

UNL-Trust-Grant/Cont/Loan/End-718 Trust/Restricted

COST OBJECT		FACULTY Dollar	FACULTY FTE	NON FACULTY Dollar	NON FACULTY FTE	EMPLOYEE BENEFITS	PERSONAL SERVICE CREDITS	TOTAL PERSONAL SERVICES	TOTAL OPERATING EXPENSES	TOTAL
26-2701-2017001	CPB CSG 2017 NETC	0	0.00	654,064	10.80	128,680	0	782,744	0	782,744
	TOTAL	**0**	**0.00**	**654,064**	**10.80**	**128,680**	**0**	**782,744**	**0**	**782,744**
	SUB PROGRAM TOTAL	**0**	**0**	**7,188,350**	**135**	**1,637,376**	**0**	**8,825,726**	**1,390,563**	**10,216,289**

SUBPROGRAM #/NAME: 28 Museums and Art Gallery

UNL-State General Fund-711 State & University Generated/Unrestricted

COST OBJECT		FACULTY Dollar	FACULTY FTE	NON FACULTY Dollar	NON FACULTY FTE	EMPLOYEE BENEFITS	PERSONAL SERVICE CREDITS	TOTAL PERSONAL SERVICES	TOTAL OPERATING EXPENSES	TOTAL
21-2805-0001	Museum	137,527	1.00	749,959	12.43	312,591	0	1,200,077	0	1,200,077
21-2805-0004	Museum-Trailside	0	0.00	33,799	1.06	8,128	0	41,927	0	41,927
21-2805-0006	Museum-Ashfall Park	0	0.00	50,151	0.77	16,603	0	66,754	34,207	100,961
21-2811-0001	Art Gallery	577	0.00	955,253	18.09	246,877	0	1,202,707	66,836	1,269,543
	TOTAL	**138,104**	**1.00**	**1,789,162**	**32.35**	**584,199**	**0**	**2,511,465**	**101,043**	**2,612,508**

COST OBJECT LISTING BY SUB PROGRAM
2018-2019GENERAL OPERATING BUDGET
UNIVERSITY OF NEBRASKA - LINCOLN
Excluding IANR and NCTA

SUBPROGRAM #/NAME: 28 Museums and Art Gallery

UNL-State General Fund-711 Revolving/Designated

COST OBJECT		FACULTY Dollar	FACULTY FTE	NON FACULTY Dollar	NON FACULTY FTE	EMPLOYEE BENEFITS	PERSONAL SERVICE CREDITS	TOTAL PERSONAL SERVICES	TOTAL OPERATING EXPENSES	TOTAL
22-2805-0001	Museum-Mueller Planetarium	0	0.00	54,545	1.65	7,107	0	61,652	19,635	81,287
22-2805-0003	Museum-Special Projects	0	0.00	12,082	0.31	2,459	0	14,541	8,000	22,541
22-2805-0004	Museum-Ashfall Ed Program	0	0.00	51,783	1.23	9,649	0	61,432	21,773	83,205
22-2811-0001	Sheldon Art Gallery - Art Exhibit Pgm	0	0.00	138,987	3.38	38,279	0	177,266	27,300	204,566
22-2811-0002	Sheldon Art Gallery-Facility/Security Fe	0	0.00	0	0.00	0	0	0	6,500	6,500
	TOTAL	**0**	**0.00**	**257,397**	**6.57**	**57,494**	**0**	**314,891**	**83,208**	**398,099**

UNL-Trust-Grant/Cont/Loan/End-718 Trust/Restricted

COST OBJECT		FACULTY Dollar	FACULTY FTE	NON FACULTY Dollar	NON FACULTY FTE	EMPLOYEE BENEFITS	PERSONAL SERVICE CREDITS	TOTAL PERSONAL SERVICES	TOTAL OPERATING EXPENSES	TOTAL
26-2805-0006001	E F Schramm Fund	0	0.00	14,179	0.29	2,228	0	16,407	0	16,407
26-2805-0009001	Mueller Planetarium Fund	0	0.00	11,521	0.25	1,835	0	13,356	0	13,356
26-2805-0012001	Dolly Hagan Fund	0	0.00	10,699	0.20	545	0	11,244	0	11,244
26-2805-0015021	NDOR Roads 2017-18 Highway Paleo Salvage	0	0.00	104,783	2.00	9,807	0	114,590	0	114,590
26-2805-0017001	Museum Education Department	0	0.00	33,942	0.79	5,267	0	39,209	0	39,209
26-2805-0028001	Encounter Center Operations	0	0.00	2,173	0.05	354	0	2,527	0	2,527
26-2805-0029001	Museum Donations	0	0.00	81,319	1.92	21,702	0	103,021	0	103,021
26-2805-0055001	T Mylan Stout Fund	0	0.00	93,423	2.02	9,283	0	102,706	0	102,706
26-2805-0112001	NET - Exhibits and Virtural Field Trips	0	0.00	46,474	1.18	10,016	0	56,490	0	56,490
27-2811-0007001	Schweser Fund	0	0.00	50,071	1.40	11,950	0	62,021	0	62,021
	TOTAL	**0**	**0.00**	**448,584**	**10.10**	**72,987**	**0**	**521,571**	**0**	**521,571**

UNL-Auxiliary-719 Auxiliaries & Services/Restricted

COST OBJECT		FACULTY Dollar	FACULTY FTE	NON FACULTY Dollar	NON FACULTY FTE	EMPLOYEE BENEFITS	PERSONAL SERVICE CREDITS	TOTAL PERSONAL SERVICES	TOTAL OPERATING EXPENSES	TOTAL
23-2805-0001	Museum Shop	0	0.00	37,860	1.01	9,162	0	47,022	64,476	111,498
23-2805-0002	Museum Shop Trailside	0	0.00	14,815	0.41	4,020	0	18,835	16,303	35,138
23-2805-0003	Ashfall Museum Shop	0	0.00	17,907	0.50	6,588	0	24,495	0	24,495
23-2805-0005	Virtual Field Trips-Morrill Hall	0	0.00	13,146	0.36	2,491	0	15,637	10,123	25,760
23-2805-0006	Virtual Field Trips-Ashfall	0	0.00	4,803	0.14	590	0	5,393	0	5,393
	TOTAL	**0**	**0.00**	**88,531**	**2.42**	**22,851**	**0**	**111,382**	**90,902**	**202,284**
	SUB PROGRAM TOTAL	**138,104**	**1**	**2,583,674**	**51**	**737,531**	**0**	**3,459,309**	**275,153**	**3,734,462**

SUBPROGRAM #/NAME: 30 Extended Education

UNL-State General Fund-711 State & University Generated/Unrestricted

COST OBJECT		FACULTY Dollar	FACULTY FTE	NON FACULTY Dollar	NON FACULTY FTE	EMPLOYEE BENEFITS	PERSONAL SERVICE CREDITS	TOTAL PERSONAL SERVICES	TOTAL OPERATING EXPENSES	TOTAL
21-3001-0001	Online & Dist Education	0	0.00	0	0.00	0	0	0	15,101	15,101
21-3005-0001	Instructional Design	0	0.00	0	0.00	0	0	0	39,694	39,694
	TOTAL	**0**	**0.00**	**0**	**0.00**	**0**	**0**	**0**	**54,795**	**54,795**

UNL-State General Fund-711 Revolving/Designated

COST OBJECT		FACULTY Dollar	FACULTY FTE	NON FACULTY Dollar	NON FACULTY FTE	EMPLOYEE BENEFITS	PERSONAL SERVICE CREDITS	TOTAL PERSONAL SERVICES	TOTAL OPERATING EXPENSES	TOTAL
22-3001-0002	Online & Dist Ed Revolving	0	0.00	947,265	15.00	60,675	0	1,007,940	0	1,007,940
	TOTAL	**0**	**0.00**	**947,265**	**15.00**	**60,675**	**0**	**1,007,940**	**0**	**1,007,940**

COST OBJECT LISTING BY SUB PROGRAM
2018-2019GENERAL OPERATING BUDGET
UNIVERSITY OF NEBRASKA - LINCOLN
Excluding IANR and NCTA

SUB PROGRAM TOTAL		**0**	**0**	**947,265**	**15**	**60,675**	**0**	**1,007,940**	**54,795**	**1,062,735**

SUBPROGRAM #/NAME: 32 Research Initiative

SUBPROGRAM #/NAME: 33 Facilities Mgmt & Planning

UNL-State General Fund-711 State & University Generated/Unrestricted

COST OBJECT		Dollar	FACULTY FTE	NON FACULTY Dollar	NON FACULTY FTE	EMPLOYEE BENEFITS	PERSONAL SERVICE CREDITS	TOTAL PERSONAL SERVICES	TOTAL OPERATING EXPENSES	TOTAL
21-3301-0010	FMO Administration	0	0.00	305,743	0.00	0	0	305,743	2,346	308,089
21-3301-0011	Facilities Business Sys Supp	0	0.00	319,488	5.00	118,340	0	437,828	7,900	445,728
21-3301-0012	Sustainability	0	0.00	82,438	1.00	22,486	0	104,924	28,810	133,734
21-3301-0043	Facilities Business Operations	0	0.00	534,698	9.60	179,463	0	714,161	38,300	752,461
21-3305-0001	Facilities Mgmt Plan & Constrc	0	0.00	290,826	0.00	0	0	290,826	61,224	352,050
21-3305-1001	FPC-Mgmt Salaries	0	0.00	424,650	4.00	97,892	0	522,542	0	522,542
21-3306-0005	Bldg Rpr & Maint-Control Sys Maint Div	0	0.00	3,848,403	58.00	851,923	0	4,700,326	1,541,559	6,241,885
21-3306-0006	BSM Required Deferred Maint	0	0.00	0	0.00	0	0	0	208,316	208,316
21-3306-1002	BSM-Mgm Salaries	0	0.00	639,412	6.00	144,883	0	784,295	0	784,295
21-3307-0001	Custodial	0	0.00	6,239,916	195.00	2,368,272	0	8,608,188	472,457	9,080,645
21-3309-0001	Utility Operations	0	0.00	0	0.00	0	0	0	24,473,729	24,473,729
21-3309-0005	Wireless	0	0.00	0	0.00	0	0	0	225,000	225,000
21-3309-0006	Energy Conservation	0	0.00	379,393	5.00	84,697	0	464,090	77,000	541,090
21-3309-0007	Constant Commissioning	0	0.00	339,527	4.00	78,501	0	418,028	70,000	488,028
21-3312-0001	Landscape Services	0	0.00	1,277,671	26.38	261,832	0	1,539,503	418,103	1,957,606
21-3312-1001	Landscape Srv-Mgm Sal	0	0.00	264,667	3.00	85,767	0	350,434	0	350,434
21-3313-0001	Recycling Program	0	0.00	0	0.00	0	0	0	30,000	30,000
21-3313-0002	Waste Management	0	0.00	122,583	2.25	23,385	0	145,968	18,784	164,752
21-3314-0001	Rental Physical Plant Property	0	0.00	0	0.00	0	0	0	148,939	148,939
	TOTAL	**0**	**0.00**	**15,069,415**	**319.23**	**4,317,441**	**0**	**19,386,856**	**27,822,467**	**47,209,323**
22-3305-0001	A & E Services	0	0.00	3,105,369	45.75	574,933	0	3,680,302	-3,680,302	0
22-3306-0001	Bldg Sys Maint-Service Center Operations	0	0.00	2,578,981	54.00	1,596,968	0	4,175,949	-4,175,949	0
22-3307-0001	Custodial Svcs-Service Cntr Operations	0	0.00	669,080	22.00	192,720	0	861,800	-861,800	0
22-3312-0001	Landscape Services	0	0.00	665,711	18.00	453,208	0	1,118,919	-1,118,919	0

UNL-Auxiliary-719 Auxiliaries & Services/Restricted

COST OBJECT		Dollar	FACULTY FTE	NON FACULTY Dollar	NON FACULTY FTE	EMPLOYEE BENEFITS	PERSONAL SERVICE CREDITS	TOTAL PERSONAL SERVICES	TOTAL OPERATING EXPENSES	TOTAL
23-3314-0001	Rental Prop Misc Fees & Rental Inc	0	0.00	0	0.00	0	0	0	5,000	5,000
23-3314-0007	Rental Property-1901 Y Street	0	0.00	0	0.00	0	0	0	25,000	25,000
23-3397-0003	Power Plant Clearing-NuCorp	0	0.00	3,609,243	56.40	886,191	0	4,495,434	2,081,517	6,576,951
	TOTAL	**0**	**0.00**	**3,609,243**	**56.40**	**886,191**	**0**	**4,495,434**	**2,111,517**	**6,606,951**
SUB PROGRAM TOTAL		**0**	**0**	**25,697,799**	**515**	**8,021,461**	**0**	**33,719,260**	**20,097,014**	**53,816,274**

SUBPROGRAM #/NAME: 34 Innovation Campus

UNL-State General Fund-711 State & University Generated/Unrestricted

COST OBJECT		Dollar	FACULTY FTE	NON FACULTY Dollar	NON FACULTY FTE	EMPLOYEE BENEFITS	PERSONAL SERVICE CREDITS	TOTAL PERSONAL SERVICES	TOTAL OPERATING EXPENSES	TOTAL
21-3406-0001	NIC Bus Service	0	0.00	0	0.00	0	0	0	319,000	319,000
	TOTAL	**0**	**0.00**	**0**	**0.00**	**0**	**0**	**0**	**319,000**	**319,000**

COST OBJECT LISTING BY SUB PROGRAM
2018-2019GENERAL OPERATING BUDGET
UNIVERSITY OF NEBRASKA - LINCOLN
Excluding IANR and NCTA

SUBPROGRAM #/NAME: 34 Innovation Campus

UNL-State General Fund-711 Revolving/Designated

COST OBJECT		FACULTY Dollar	FACULTY FTE	NON FACULTY Dollar	NON FACULTY FTE	EMPLOYEE BENEFITS	PERSONAL SERVICE CREDITS	TOTAL PERSONAL SERVICES	TOTAL OPERATING EXPENSES	TOTAL
22-3405-0006	Innov Campus Operating	0	0.00	0	0.00	0	0	0	100,000	100,000
	TOTAL	**0**	**0.00**	**0**	**0.00**	**0**	**0**	**0**	**100,000**	**100,000**
	SUB PROGRAM TOTAL	**0**	**0**	**0**	**0**	**0**	**0**	**0**	**419,000**	**419,000**

SUBPROGRAM #/NAME: 41 Executive Administration

UNL-State General Fund-711 State & University Generated/Unrestricted

COST OBJECT		FACULTY Dollar	FACULTY FTE	NON FACULTY Dollar	NON FACULTY FTE	EMPLOYEE BENEFITS	PERSONAL SERVICE CREDITS	TOTAL PERSONAL SERVICES	TOTAL OPERATING EXPENSES	TOTAL
21-4101-0001	Chancellor	0	0.00	1,341,238	7.95	254,357	0	1,595,595	199,916	1,795,511
21-4105-0001	Van Brunt Visitor's Center	0	0.00	26,799	0.50	12,468	0	39,267	0	39,267
	TOTAL	**0**	**0.00**	**1,368,037**	**8.45**	**266,825**	**0**	**1,634,862**	**199,916**	**1,834,778**

UNL-State General Fund-711 Revolving/Designated

COST OBJECT		FACULTY Dollar	FACULTY FTE	NON FACULTY Dollar	NON FACULTY FTE	EMPLOYEE BENEFITS	PERSONAL SERVICE CREDITS	TOTAL PERSONAL SERVICES	TOTAL OPERATING EXPENSES	TOTAL
22-4105-0001	Van Brunt Visitor's Center-rvlg	0	0.00	26,799	0.50	9,147	0	35,946	0	35,946
	TOTAL	**0**	**0.00**	**26,799**	**0.50**	**9,147**	**0**	**35,946**	**0**	**35,946**
	SUB PROGRAM TOTAL	**0**	**0**	**1,394,836**	**9**	**275,972**	**0**	**1,670,808**	**199,916**	**1,870,724**

SUBPROGRAM #/NAME: 42 Student Services

UNL-State General Fund-711 State & University Generated/Unrestricted

COST OBJECT		FACULTY Dollar	FACULTY FTE	NON FACULTY Dollar	NON FACULTY FTE	EMPLOYEE BENEFITS	PERSONAL SERVICE CREDITS	TOTAL PERSONAL SERVICES	TOTAL OPERATING EXPENSES	TOTAL
21-4201-0001	Vice Chancellor for Student Affairs	0	0.00	378,482	3.00	56,530	0	435,012	-122,298	312,714
21-4201-0002	V C For Student Affairs Publicat Adviso	0	0.00	8,505	0.15	692	0	9,197	0	9,197
21-4210-0001	TRIO Programs	0	0.00	40,888	0.26	5,209	0	46,097	8,258	54,355
21-4210-0003	SSS/UNL Cost Share Funds	0	0.00	34,063	0.80	15,447	0	49,510	29,881	79,391
21-4213-0001	Conduct & Community Standards	0	0.00	1,970	0.00	0	0	1,970	11,473	13,443
21-4214-0001	Services for Students with Disabilities	0	0.00	126,576	1.00	25,042	0	151,618	1,122	152,740
21-4215-0001	NU City Union Facility Operating	0	0.00	226,050	7.00	111,390	0	337,440	0	337,440
21-4215-0002	NU JGMC Gaughan Utilities	0	0.00	70,385	0.30	3,521	0	73,906	31,292	105,198
21-4215-0003	NU OASIS	0	0.00	241,425	5.50	88,232	0	329,657	42,326	371,983
21-4215-1001	NU East Union Facilities Operating	0	0.00	64,790	2.00	20,506	0	85,296	0	85,296
	TOTAL	**0**	**0.00**	**1,193,134**	**20.01**	**326,569**	**0**	**1,519,703**	**2,054**	**1,521,757**

UNL-State General Fund-711 Revolving/Designated

COST OBJECT		FACULTY Dollar	FACULTY FTE	NON FACULTY Dollar	NON FACULTY FTE	EMPLOYEE BENEFITS	PERSONAL SERVICE CREDITS	TOTAL PERSONAL SERVICES	TOTAL OPERATING EXPENSES	TOTAL
22-4201-0007	VCSA-Peer Financial Education Project	0	0.00	39,675	1.00	8,516	0	48,191	8,861	57,052
22-4205-0001	Greek Affairs-Revolving	0	0.00	93,801	1.00	19,333	0	113,134	0	113,134
22-4213-0001	Conduct & Community Standards	0	0.00	445,799	6.00	67,747	0	513,546	0	513,546
22-4214-0001	Vice Chancellor for Student Affairs	0	0.00	473,725	5.97	83,047	0	556,772	0	556,772
22-4214-0002	Services for Students with Disabilities	0	0.00	293,284	6.17	75,076	0	368,360	0	368,360
	TOTAL	**0**	**0.00**	**1,346,284**	**20.14**	**253,719**	**0**	**1,600,003**	**8,861**	**1,608,864**

COST OBJECT LISTING BY SUB PROGRAM
2018-2019GENERAL OPERATING BUDGET
UNIVERSITY OF NEBRASKA - LINCOLN
Excluding IANR and NCTA

SUBPROGRAM #/NAME: 42 Student Services

UNL-Federal Letter of Credit-716 Federal/Restricted

COST OBJECT		FACULTY Dollar	FACULTY FTE	NON FACULTY Dollar	NON FACULTY FTE	EMPLOYEE BENEFITS	PERSONAL SERVICE CREDITS	TOTAL PERSONAL SERVICES	TOTAL OPERATING EXPENSES	TOTAL
24-4210-0019041	US ED 11-12 NE Neb Upward Bound	0	0.00	23,444	1.00	0	0	23,444	0	23,444
24-4210-0025003	US ED 2017-18 Student Support Serv TRIO	0	0.00	207,871	4.09	23,967	0	231,838	0	231,838
24-4210-0025023	US ED 2016-17 SSS TRIO-IT	0	0.00	62,519	1.00	234	0	62,753	0	62,753
24-4210-0026002	US ED 2017-18 Admin Talent Search Prg	0	0.00	236,233	5.09	24,382	0	260,615	0	260,615
24-4210-0027001	US ED 17-18 Classic Upward Bound	0	0.00	99,193	2.29	8,452	0	107,645	0	107,645
24-4210-0028001	US ED 17-18 Upward Bound M/S	0	0.00	101,232	2.29	9,884	0	111,116	0	111,116
	TOTAL	**0**	**0.00**	**730,492**	**15.75**	**66,919**	**0**	**797,411**	**0**	**797,411**

UNL-Trust-Grant/Cont/Loan/End-718 Trust/Restricted

COST OBJECT		FACULTY Dollar	FACULTY FTE	NON FACULTY Dollar	NON FACULTY FTE	EMPLOYEE BENEFITS	PERSONAL SERVICE CREDITS	TOTAL PERSONAL SERVICES	TOTAL OPERATING EXPENSES	TOTAL
27-4207-0001001	Sherwood Fdn Admin Scholarship Pgm	0	0.00	319,213	7.23	0	0	319,213	0	319,213
27-4211-0001001	Un Fdn-Short Term Loan Counseling Fd	0	0.00	61,489	2.00	7,670	0	69,159	0	69,159
	TOTAL	**0**	**0.00**	**380,702**	**9.23**	**7,670**	**0**	**388,372**	**0**	**388,372**

UNL-Auxiliary-719 Auxiliaries & Services/Restricted

COST OBJECT		FACULTY Dollar	FACULTY FTE	NON FACULTY Dollar	NON FACULTY FTE	EMPLOYEE BENEFITS	PERSONAL SERVICE CREDITS	TOTAL PERSONAL SERVICES	TOTAL OPERATING EXPENSES	TOTAL
23-4201-0001	Advocacy and Support-Diversion Program	0	0.00	72,286	1.00	27,636	0	99,922	15,000	114,922
23-4212-0001	University Health Center	0	0.00	0	0.00	0	0	0	10,000,000	10,000,000
23-4215-0004	NU Nebraska Unions	0	0.00	0	0.00	0	0	0	75,000	75,000
23-4215-0005	NU Equipment Reserve Account	0	0.00	0	0.00	0	0	0	100,000	100,000
23-4215-0006	NU Readership Program	0	0.00	0	0.00	0	0	0	190,000	190,000
23-4215-0007	UNL Child Care	0	0.00	1,354,716	26.70	315,167	0	1,669,883	434,287	2,104,170
23-4215-1100	NU City Administration	0	0.00	181,397	2.65	64,487	0	245,884	103,155	349,039
23-4215-1101	NU Student Organizations Financial Serv	0	0.00	79,945	2.00	25,681	0	105,626	9,925	115,551
23-4215-1102	NU Training & Development	0	0.00	0	0.00	0	0	0	21,000	21,000
23-4215-1103	NU Accounting	0	0.00	258,655	4.44	82,496	0	341,151	19,552	360,703
23-4215-1104	NU Comp Tech Support	0	0.00	0	0.00	0	0	0	68,900	68,900
23-4215-1211	NU City Building Operations	0	0.00	199,793	7.50	52,627	0	252,420	643,101	895,521
23-4215-1212	NU City Information Desk	0	0.00	57,781	1.58	1,843	0	59,624	7,250	66,874
23-4215-1213	NU JGMC Facilities	0	0.00	45,378	1.38	14,812	0	60,190	20,460	80,650
23-4215-1214	NU City Bldg Maintenance	0	0.00	171,009	4.00	54,822	0	225,831	158,190	384,021
23-4215-1215	NU City Custodial/Setups	0	0.00	311,903	9.00	90,477	0	402,380	38,450	440,830
23-4215-1216	NU City Reservations	0	0.00	91,042	2.00	46,263	0	137,305	7,150	144,455
23-4215-1217	NU City Cash Office	0	0.00	25,397	0.60	7,843	0	33,240	2,000	35,240
23-4215-1219	NU City Starbucks	0	0.00	228,741	4.40	34,732	0	263,473	289,050	552,523
23-4215-1311	NU SI Student Involvement	0	0.00	198,846	3.83	66,653	0	265,499	106,450	371,949
23-4215-1312	CE Leadership Development	0	0.00	92,522	1.50	19,850	0	112,372	5,900	118,272
23-4215-1313	NU SI Gender Programs	0	0.00	86,772	2.00	14,341	0	101,113	32,527	133,640
23-4215-1314	NU JGMC Administration	0	0.00	182,842	2.21	34,427	0	217,269	120,925	338,194
23-4215-1315	Marketing and Communications	0	0.00	117,932	2.75	26,491	0	144,423	9,650	154,073
23-4215-1316	CE Service Learning	0	0.00	98,668	1.75	18,532	0	117,200	7,000	124,200
23-4215-1317	Civic Engagement Admin	0	0.00	27,215	0.23	7,989	0	35,204	24,400	59,604
23-4215-1318	NU SI Stdt Organizations	0	0.00	101,262	3.17	24,737	0	125,999	18,675	144,674
23-4215-1322	NU SI LGBTQA Programs	0	0.00	95,176	1.20	23,306	0	118,482	14,000	132,482
23-4215-1325	NU East SI Programs	0	0.00	97,720	2.25	23,905	0	121,625	10,805	132,430
23-4215-1400	NEU East Administration	0	0.00	171,893	4.00	59,850	0	231,743	9,055	240,798
23-4215-1411	NEU East Building Operations	0	0.00	35,000	2.25	866	0	35,866	313,787	349,653
23-4215-1412	NEU Union Crossing	0	0.00	22,000	1.00	960	0	22,960	54,485	77,445

COST OBJECT LISTING BY SUB PROGRAM
2018-2019GENERAL OPERATING BUDGET
UNIVERSITY OF NEBRASKA - LINCOLN
Excluding IANR and NCTA

SUBPROGRAM #/NAME: 42 Student Services

UNL-Auxiliary-719 Auxiliaries & Services/Restricted

COST OBJECT		FACULTY Dollar	FACULTY FTE	NON FACULTY Dollar	NON FACULTY FTE	EMPLOYEE BENEFITS	PERSONAL SERVICE CREDITS	TOTAL PERSONAL SERVICES	TOTAL OPERATING EXPENSES	TOTAL
23-4215-1414	NEU East Bldg Maintenance	0	0.00	65,496	1.55	26,883	0	92,379	62,000	154,379
23-4215-1415	NEU East Custodial/Setups	0	0.00	118,709	3.50	49,964	0	168,673	14,000	182,673
23-4215-1416	NEU East Reservations	0	0.00	35,838	1.00	17,579	0	53,417	2,500	55,917
23-4215-1820	NEU East Recreation	0	0.00	31,122	1.25	3,965	0	35,087	17,975	53,062
23-4215-2337	NU SI Campus Night Life	0	0.00	13,102	0.00	0	0	13,102	34,700	47,802
23-4216-0001	Campus Recreation	0	0.00	4,467,271	146.83	1,020,534	0	5,487,805	5,177,809	10,665,614
	TOTAL	**0**	**0.00**	**9,137,429**	**249.51**	**2,259,718**	**0**	**11,397,147**	**18,239,113**	**29,636,260**
	SUB PROGRAM TOTAL	**0**	**0**	**12,788,041**	**315**	**2,914,595**	**0**	**15,702,636**	**18,250,028**	**33,952,664**

SUBPROGRAM #/NAME: 43 Business and Finance

UNL-State General Fund-711 State & University Generated/Unrestricted

COST OBJECT		FACULTY Dollar	FACULTY FTE	NON FACULTY Dollar	NON FACULTY FTE	EMPLOYEE BENEFITS	PERSONAL SERVICE CREDITS	TOTAL PERSONAL SERVICES	TOTAL OPERATING EXPENSES	TOTAL
21-4301-0001	V C For Business & Finance	0	0.00	534,328	3.00	124,462	0	658,790	9,957	668,747
21-4306-0001	Campus Planning & Space Management	0	0.00	243,995	3.50	1,195	0	245,190	9,248	254,438
21-4307-0001	Operations/Maintenance Equipment	0	0.00	0	0.00	0	0	0	42,611	42,611
21-4307-0003	Pgm 711Equipment	0	0.00	0	0.00	0	0	0	15,227	15,227
21-4310-0001	Financial Services	0	0.00	262,271	2.00	49,033	0	311,304	8,459	319,763
21-4311-0001	Accounting	0	0.00	791,766	11.70	251,840	0	1,043,606	57,485	1,101,091
21-4312-0001	Budget	0	0.00	233,918	3.00	78,879	0	312,797	5,415	318,212
21-4313-0001	Bursar	0	0.00	265,351	5.00	85,318	0	350,669	28,657	379,326
21-4314-0001	Payroll	0	0.00	713,544	12.00	195,906	0	909,450	28,518	937,968
21-4316-0001	Student Accounts	0	0.00	546,564	12.00	166,846	0	713,410	5,338	718,748
21-4318-0001	Financial Systems	0	0.00	587,044	7.70	153,131	0	740,175	50,000	790,175
21-4325-0001	University Services	0	0.00	245,669	2.50	60,571	0	306,240	0	306,240
21-4326-0001	Procurement Srv	0	0.00	608,153	9.30	149,482	0	757,635	19,681	777,316
21-4326-0002	Procurement Software	0	0.00	0	0.00	0	0	0	302,879	302,879
21-4327-0001	Inventory, Surplus and Asset Management	0	0.00	87,500	2.00	36,913	0	124,413	442	124,855
21-4327-0002	Inventory Surplus Pickup	0	0.00	54,355	1.64	17,712	0	72,067	31,581	103,648
21-4328-0001	Mail Service	0	0.00	355,626	7.50	102,897	0	458,523	40,960	499,483
21-4340-0001	Environmental Health	0	0.00	678,099	9.95	210,860	0	888,959	196,638	1,085,597
21-4340-0004	EHS-Stormwater Mgm Pgm	0	0.00	93,326	1.50	29,131	0	122,457	0	122,457
21-4344-0001	Accounts Payable	0	0.00	289,438	6.65	76,547	0	365,985	0	365,985
21-4345-0001	Travel	0	0.00	95,766	2.50	34,661	0	130,427	0	130,427
21-4360-0001	Police Services-Security & Traffic	0	0.00	711,534	6.70	159,394	0	870,928	134,767	1,005,695
21-4360-1002	Police Services-University Cameras	0	0.00	0	0.00	0	0	0	80,000	80,000
21-4360-1003	Police-Emergency Management	0	0.00	123,736	2.00	24,642	0	148,378	43,350	191,728
21-4360-1004	Police-Compliance & Accreditation	0	0.00	54,708	1.00	10,070	0	64,778	0	64,778
21-4360-1005	Police-Patrol Operations	0	0.00	1,851,693	30.00	458,279	0	2,309,972	0	2,309,972
21-4360-1006	Police-Investigations	0	0.00	129,778	2.00	53,045	0	182,823	0	182,823
21-4360-1007	Police-Dispatch	0	0.00	462,047	9.65	140,339	0	602,386	0	602,386
21-4360-1008	Police-Education & Training	0	0.00	59,850	1.00	25,584	0	85,434	0	85,434
21-4360-1009	Police-Building Access	0	0.00	117,880	3.00	52,520	0	170,400	0	170,400
21-4360-1010	Police-GIS	0	0.00	69,715	0.90	26,515	0	96,230	28,500	124,730
21-4360-1011	Police-Personnel & Public Relations	0	0.00	51,460	1.00	18,019	0	69,479	0	69,479
21-4360-1012	Police-Alarm Servicing	0	0.00	26,865	0.51	40,743	0	67,608	50,000	117,608
21-4370-0001	Human Resources	0	0.00	1,430,932	19.65	385,874	0	1,816,806	116,148	1,932,954
21-4370-1005	NuValues/MarketPay	0	0.00	0	0.00	0	0	0	28,489	28,489

COST OBJECT LISTING BY SUB PROGRAM
2018-2019GENERAL OPERATING BUDGET
UNIVERSITY OF NEBRASKA - LINCOLN
Excluding IANR and NCTA

SUBPROGRAM #/NAME: 43 Business and Finance

UNL-State General Fund-711 State & University Generated/Unrestricted

COST OBJECT		FACULTY Dollar	FACULTY FTE	NON FACULTY Dollar	NON FACULTY FTE	EMPLOYEE BENEFITS	PERSONAL SERVICE CREDITS	TOTAL PERSONAL SERVICES	TOTAL OPERATING EXPENSES	TOTAL
21-4399-0008	Bdgt Adj Oper and Maint Reserve	0	0.00	555,719	0.00	0	0	555,719	246,440	802,159
	TOTAL	**0**	**0.00**	**12,332,630**	**180.84**	**3,220,408**	**0**	**15,553,038**	**1,580,790**	**17,133,828**

UNL-State General Fund-711 Revolving/Designated

COST OBJECT		FACULTY Dollar	FACULTY FTE	NON FACULTY Dollar	NON FACULTY FTE	EMPLOYEE BENEFITS	PERSONAL SERVICE CREDITS	TOTAL PERSONAL SERVICES	TOTAL OPERATING EXPENSES	TOTAL
22-4360-0001	UNL Police Srv-Comm Srv Officers Revlg	0	0.00	570,542	14.94	117,469	0	688,011	71,000	759,011
22-4360-0004	UNL Police Special Events	0	0.00	30,643	0.70	52,820	0	83,463	0	83,463
22-4360-0005	UNL CCTV Police Maintenance	0	0.00	90,387	1.51	26,804	0	117,191	44,000	161,191
22-4360-0010	GIS Key & Records Mgmt Srv Cntr	0	0.00	50,806	1.10	0	0	50,806	0	50,806
	TOTAL	**0**	**0.00**	**742,378**	**18.25**	**197,093**	**0**	**939,471**	**115,000**	**1,054,471**

UNL-Trust-Grant/Cont/Loan/End-718 Trust/Restricted

COST OBJECT		FACULTY Dollar	FACULTY FTE	NON FACULTY Dollar	NON FACULTY FTE	EMPLOYEE BENEFITS	PERSONAL SERVICE CREDITS	TOTAL PERSONAL SERVICES	TOTAL OPERATING EXPENSES	TOTAL
26-4360-0013001	LPD-NE Crime Commission Officer	0	0.00	57,682	1.00	0	0	57,682	0	57,682
	TOTAL	**0**	**0.00**	**57,682**	**1.00**	**0**	**0**	**57,682**	**0**	**57,682**

UNL-Auxiliary-719 Auxiliaries & Services/Restricted

COST OBJECT		FACULTY Dollar	FACULTY FTE	NON FACULTY Dollar	NON FACULTY FTE	EMPLOYEE BENEFITS	PERSONAL SERVICE CREDITS	TOTAL PERSONAL SERVICES	TOTAL OPERATING EXPENSES	TOTAL
23-4308-0001	Shared Services	0	0.00	0	0.00	26,996	0	26,996	0	26,996
23-4309-0002	Breslow Ice Hockey Center Operations	0	0.00	0	0.00	0	0	0	584,506	584,506
23-4310-0002	Finl Srv-Card Operations	0	0.00	74,990	1.46	7,863	0	82,853	0	82,853
23-4325-0002	University Srvc-Mgm Info For Travel	0	0.00	0	0.00	0	0	0	455,000	455,000
23-4325-0004	Univ Srv-Director	0	0.00	277,408	3.50	90,767	0	368,175	11,503,160	11,871,335
23-4325-0005	Univ Srv-Business Center	0	0.00	174,100	4.50	76,095	0	250,195	57,000	307,195
23-4326-0001	IT Procurement Services	0	0.00	225,439	3.63	59,281	0	284,720	0	284,720
23-4326-0002	Software Procurement & Deployment	0	0.00	100,670	0.95	17,823	0	118,493	0	118,493
23-4328-0001	Mail Service	0	0.00	132,072	3.40	62,221	0	194,293	2,251,470	2,445,763
23-4332-0001	Parking Lot Services	0	0.00	754,240	12.75	213,677	0	967,917	1,227,291	2,195,208
23-4332-0002	Parking-Stadium Dr Parking Garage	0	0.00	99,658	1.50	11,361	0	111,019	98,800	209,819
23-4332-0003	Parking-17th & R Parking Garage	0	0.00	26,244	1.00	15,937	0	42,181	155,600	197,781
23-4332-0004	Parking - Transit Operations	0	0.00	154,288	0.75	15,245	0	169,533	638,900	808,433
23-4332-0005	Parking - 14 & Avery Garage	0	0.00	0	0.00	0	0	0	101,000	101,000
23-4333-0001	University Fleet Management	0	0.00	209,087	5.53	66,303	0	275,390	2,022,922	2,298,312
23-4333-0002	Univ Fleet Management Equip Reserve	0	0.00	0	0.00	0	0	0	806,692	806,692
23-4333-0007	Univ Fleet Management-Shop Chg	0	0.00	326,310	7.50	87,656	0	413,966	0	413,966
23-4334-0001	Printing Services	0	0.00	928,158	20.05	312,054	0	1,240,212	1,807,151	3,047,363
23-4334-0002	Printing Services-Equipment	0	0.00	0	0.00	0	0	0	18,699	18,699
23-4334-0003	Prnt Serv-Cost per Copy Program	0	0.00	104,450	1.80	35,491	0	139,941	1,067,000	1,206,941
23-4334-0004	Prnt Serv-1700 Y Copy Center	0	0.00	136,682	4.00	50,662	0	187,344	358,600	545,944
23-4334-0005	Prnt Serv-City Union Copy Center	0	0.00	0	0.00	0	0	0	12,400	12,400
23-4334-0006	Prnt Serv-East Union Copy Center	0	0.00	60,544	1.70	12,565	0	73,109	104,000	177,109
23-4335-0001	Courier/Delivery Services	0	0.00	49,819	4.80	5,582	0	55,401	20,166	75,567
23-4336-0001	Moving Services	0	0.00	59,832	1.33	24,762	0	84,594	40,988	125,582
23-4337-0001	Stores - Central Operations	0	0.00	69,770	2.08	28,702	0	98,472	22,198	120,670
23-4337-0005	Univ Stores-Comm Fares	0	0.00	0	0.00	0	0	0	7,600,000	7,600,000
23-4337-0006	Univ Stores-Freight	0	0.00	0	0.00	0	0	0	69,000	69,000

COST OBJECT LISTING BY SUB PROGRAM
2018-2019GENERAL OPERATING BUDGET
UNIVERSITY OF NEBRASKA - LINCOLN
Excluding IANR and NCTA

SUBPROGRAM #/NAME: 43 Business and Finance

UNL-Auxiliary-719 Auxiliaries & Services/Restricted

COST OBJECT		FACULTY Dollar	FACULTY FTE	NON FACULTY Dollar	NON FACULTY FTE	EMPLOYEE BENEFITS	PERSONAL SERVICE CREDITS	TOTAL PERSONAL SERVICES	TOTAL OPERATING EXPENSES	TOTAL
23-4337-0009	Univ Stores-Heatlth Care/Drug Testing	0	0.00	0	0.00	0	0	0	30,000	30,000
23-4340-0001	Environmental Health Safety	0	0.00	197,596	4.00	20,281	0	217,877	35,000	252,877
23-4342-0001	NCard Office	0	0.00	83,215	2.00	35,420	0	118,635	126,620	245,255
23-4342-0002	NCard Charge Service Fee	0	0.00	101,994	1.50	33,399	0	135,393	0	135,393
23-4342-0003	NCard Equipment	0	0.00	72,208	2.00	12,294	0	84,502	114,000	198,502
23-4346-0001	Passport Office	0	0.00	71,600	2.00	28,036	0	99,636	0	99,636
	TOTAL	**0**	**0.00**	**4,490,374**	**93.73**	**1,350,473**	**0**	**5,840,847**	**31,328,163**	**37,169,010**
	SUB PROGRAM TOTAL	**0**	**0**	**17,623,064**	**294**	**4,767,974**	**0**	**22,391,038**	**33,023,953**	**55,414,991**

SUBPROGRAM #/NAME: 44 General Expense

UNL-State General Fund-711 State & University Generated/Unrestricted

COST OBJECT		FACULTY Dollar	FACULTY FTE	NON FACULTY Dollar	NON FACULTY FTE	EMPLOYEE BENEFITS	PERSONAL SERVICE CREDITS	TOTAL PERSONAL SERVICES	TOTAL OPERATING EXPENSES	TOTAL
21-4406-0001	Institutional Equity and Compliance	0	0.00	525,289	7.00	124,534	0	649,823	81,275	731,098
21-4406-0002	ADA/Accommodation Resource Cnt	0	0.00	227,590	3.00	0	0	227,590	14,606	242,196
21-4408-0001	Public Relations-News & Info	0	0.00	1,211,539	16.88	342,742	0	1,554,281	3,702	1,557,983
21-4408-0002	Public Relations-Speakers Bureau	0	0.00	0	0.00	0	0	0	7,000	7,000
21-4408-0004	Special Events	0	0.00	0	0.00	0	0	0	58,000	58,000
21-4408-0006	Pub Rel-Student Sponsored Events	0	0.00	0	0.00	0	0	0	10,000	10,000
21-4408-1001	Public Relations-Natl News Media	0	0.00	0	0.00	0	0	0	42,000	42,000
21-4409-0002	Publications Management-Publications	0	0.00	307,126	5.80	126,632	0	433,758	11,289	445,047
21-4409-0003	Publ & Photog-Insti Publications	0	0.00	7,174	0.22	796	0	7,970	22	7,992
21-4420-0001	Memberships And Dues	0	0.00	0	0.00	0	0	0	306,260	306,260
21-4421-0001	BONDS AND INSURANCE	0	0.00	0	0.00	0	0	0	375,106	375,106
21-4423-0001	Special Retirement Cost	0	0.00	80,018	0.00	0	0	80,018	0	80,018
21-4424-0001	Unemployment Compensation	0	0.00	0	0.00	85,000	0	85,000	0	85,000
21-4424-0002	Workers Compensation	0	0.00	0	0.00	761,803	0	761,803	0	761,803
21-4425-0001	Legal Counsel	0	0.00	0	0.00	0	0	0	38,510	38,510
21-4426-0001	Misc General Expense	0	0.00	0	0.00	0	0	0	408,438	408,438
21-4426-0004	Misc General Expense Employee Awards	0	0.00	0	0.00	0	0	0	38,384	38,384
21-4426-0015	Grad Asst Health Benefits	0	0.00	0	0.00	0	0	0	560,623	560,623
21-4428-0001	Fire & Ext Coverage Ins	0	0.00	0	0.00	0	0	0	857,789	857,789
	TOTAL	**0**	**0.00**	**2,358,736**	**32.89**	**1,441,507**	**0**	**3,800,243**	**2,813,004**	**6,613,247**

UNL-State General Fund-711 Revolving/Designated

COST OBJECT		FACULTY Dollar	FACULTY FTE	NON FACULTY Dollar	NON FACULTY FTE	EMPLOYEE BENEFITS	PERSONAL SERVICE CREDITS	TOTAL PERSONAL SERVICES	TOTAL OPERATING EXPENSES	TOTAL
22-4408-0001	PR - Integrated Marketing Plan	0	0.00	119,371	1.59	17,174	0	136,545	0	136,545
22-4408-0002	Public Relations-Video Services	0	0.00	37,158	0.75	7,126	0	44,284	0	44,284
22-4408-0004	PR-Scarlet-Revolving	0	0.00	0	0.00	0	0	0	32,000	32,000
22-4408-0005	PR-Univ Comm-Internet/Interactive Media	0	0.00	159,101	2.66	35,650	0	194,751	0	194,751
22-4408-1001	PR-Digital Signage Service Center	0	0.00	17,116	0.25	2,872	0	19,988	0	19,988
22-4426-0001	Misc General Expense Inv Inc Fund 5511	0	0.00	0	0.00	0	0	0	4,200,000	4,200,000
22-4426-0008	Misc Exp-Law College/Athletic Support	105,127	0.50	17,615	0.50	12,213	0	134,955	0	134,955
	TOTAL	**105,127**	**0.50**	**350,361**	**5.75**	**75,035**	**0**	**530,523**	**4,232,000**	**4,762,523**

COST OBJECT LISTING BY SUB PROGRAM
2018-2019GENERAL OPERATING BUDGET
UNIVERSITY OF NEBRASKA - LINCOLN
Excluding IANR and NCTA

SUBPROGRAM #/NAME: 44 General Expense

UNL-Auxiliary-719 Auxiliaries & Services/Restricted

COST OBJECT		FACULTY Dollar	FACULTY FTE	NON FACULTY Dollar	NON FACULTY FTE	EMPLOYEE BENEFITS	PERSONAL SERVICE CREDITS	TOTAL PERSONAL SERVICES	TOTAL OPERATING EXPENSES	TOTAL
23-4410-0001	Publications-Photography	0	0.00	30,240	0.75	6,767	0	37,007	19,672	56,679
23-4410-0002	Publications/Photography Graphic Dsgn	0	0.00	147,789	3.76	22,930	0	170,719	18,000	188,719
23-4410-0005	Publ-Student Directory	0	0.00	0	0.00	0	0	0	20,000	20,000
	TOTAL	**0**	**0.00**	**178,029**	**4.51**	**29,697**	**0**	**207,726**	**57,672**	**265,398**
	SUB PROGRAM TOTAL	**105,127**	**1**	**2,887,126**	**43**	**1,546,239**	**0**	**4,538,492**	**7,102,676**	**11,641,168**

SUBPROGRAM #/NAME: 57 Tobacco Fund Research

SUBPROGRAM #/NAME: 58 Innovation Campus

UNL-State General Fund-711 State & University Generated/Unrestricted

COST OBJECT		FACULTY Dollar	FACULTY FTE	NON FACULTY Dollar	NON FACULTY FTE	EMPLOYEE BENEFITS	PERSONAL SERVICE CREDITS	TOTAL PERSONAL SERVICES	TOTAL OPERATING EXPENSES	TOTAL
21-5801-0001	NIC Innovation Studio Position	0	0.00	60,278	1.00	36,694	0	96,972	0	96,972
	TOTAL	**0**	**0.00**	**60,278**	**1.00**	**36,694**	**0**	**96,972**	**0**	**96,972**
	SUB PROGRAM TOTAL	**0**	**0**	**60,278**	**1**	**36,694**	**0**	**96,972**	**0**	**96,972**

SUBPROGRAM #/NAME: 74 Agency Funds

UNL-Trust-Grant/Cont/Loan/End-718 Trust/Restricted

COST OBJECT		FACULTY Dollar	FACULTY FTE	NON FACULTY Dollar	NON FACULTY FTE	EMPLOYEE BENEFITS	PERSONAL SERVICE CREDITS	TOTAL PERSONAL SERVICES	TOTAL OPERATING EXPENSES	TOTAL
26-7407-0001001	Vision Maker Media	0	0.00	473,217	9.75	72,382	0	545,599	0	545,599
26-7407-0044001	WAPOR Ranae Reis	0	0.00	39,918	0.75	10,123	0	50,041	0	50,041
	TOTAL	**0**	**0.00**	**513,135**	**10.50**	**82,505**	**0**	**595,640**	**0**	**595,640**
	SUB PROGRAM TOTAL	**0**	**0**	**513,135**	**10**	**82,505**	**0**	**595,640**	**0**	**595,640**

SUBPROGRAM #/NAME: 75 Student Housing

UNL-Auxiliary-719 Auxiliaries & Services/Restricted

COST OBJECT		FACULTY Dollar	FACULTY FTE	NON FACULTY Dollar	NON FACULTY FTE	EMPLOYEE BENEFITS	PERSONAL SERVICE CREDITS	TOTAL PERSONAL SERVICES	TOTAL OPERATING EXPENSES	TOTAL
23-7501-0001	University Housing Central Housing Adm	0	0.00	1,208,088	16.75	0	0	1,208,088	2,248,137	3,456,225
23-7501-0401	Cntl Hsg Adm-Facilities	0	0.00	678,706	12.00	199,540	0	878,246	0	878,246
23-7501-0501	Cntl Hsg Adm-Dining	0	0.00	431,343	6.00	127,923	0	559,266	0	559,266
23-7501-0701	Cntl Hsg Adm-Res Life	0	0.00	674,381	12.00	244,943	0	919,324	0	919,324
23-7501-0711	Cntl Hsg Adm-Learning Communities	0	0.00	94,882	2.00	20,952	0	115,834	0	115,834
23-7501-0721	International Studies-Housing	0	0.00	39,000	1.00	11,653	0	50,653	0	50,653
23-7501-0801	Cntl Hsg Adm-Administration	0	0.00	238,470	3.00	63,885	0	302,355	0	302,355
23-7501-0811	Cntl Hsg Adm-Summer Conf	0	0.00	233,000	4.00	96,918	0	329,918	0	329,918
23-7501-0821	Cntl Hsg Adm-Information Srv	0	0.00	510,200	8.00	182,923	0	693,123	0	693,123
23-7501-0831	Cntl Hsg Adm-Marketing	0	0.00	121,308	2.00	30,171	0	151,479	0	151,479
23-7501-0901	Cntl Hsg Adm-Business Srv	0	0.00	257,727	3.00	76,283	0	334,010	0	334,010
23-7501-0911	Cntl Hsg Adm-Contracts/Student Accts	0	0.00	353,889	8.50	135,607	0	489,496	0	489,496
23-7501-0921	Cntl Hsg Adm-Accounting	0	0.00	167,437	4.00	57,890	0	225,327	0	225,327
23-7501-0931	Cntl Hsg Adm-Payroll	0	0.00	186,755	4.00	61,822	0	248,577	0	248,577
23-7505-2000	Courtyards	0	0.00	117,453	4.75	0	0	117,453	694,383	811,836

COST OBJECT LISTING BY SUB PROGRAM
2018-2019GENERAL OPERATING BUDGET
UNIVERSITY OF NEBRASKA - LINCOLN
Excluding IANR and NCTA

SUBPROGRAM #/NAME: 75 Student Housing

UNL-Auxiliary-719 Auxiliaries & Services/Restricted

COST OBJECT		FACULTY Dollar	FACULTY FTE	NON FACULTY Dollar	NON FACULTY FTE	EMPLOYEE BENEFITS	PERSONAL SERVICE CREDITS	TOTAL PERSONAL SERVICES	TOTAL OPERATING EXPENSES	TOTAL
23-7505-2400	Courtyards-Facilities	0	0.00	183,821	5.40	63,744	0	247,565	0	247,565
23-7505-2700	Courtyards-Res Life	0	0.00	35,742	1.00	18,002	0	53,744	0	53,744
23-7505-3000	Neihardt	0	0.00	123,374	4.90	0	0	123,374	701,546	824,920
23-7505-3400	Neihardt-Facilities	0	0.00	231,029	8.15	105,599	0	336,628	0	336,628
23-7505-3700	Neihardt-Res Life	0	0.00	37,287	1.00	8,873	0	46,160	0	46,160
23-7507-1000	Selleck Quadrangle	0	0.00	635,044	25.08	0	0	635,044	2,898,117	3,533,161
23-7507-1400	Selleck Quad-Facilities	0	0.00	508,871	15.70	211,589	0	720,460	0	720,460
23-7507-1500	Selleck Quad-Dining	0	0.00	1,638,770	56.81	554,917	0	2,193,687	0	2,193,687
23-7507-1600	Selleck Quad-Snack Bar/C Store	0	0.00	25,218	0.75	12,385	0	37,603	0	37,603
23-7507-1700	Selleck Quad-Res Life	0	0.00	72,519	2.00	25,729	0	98,248	0	98,248
23-7511-1000	Abel Sandoz Halls	0	0.00	815,305	32.25	0	0	815,305	3,918,638	4,733,943
23-7511-1400	Abel Sandoz Facilities	0	0.00	794,223	26.10	326,446	0	1,120,669	0	1,120,669
23-7511-1500	Abel Sandoz Dining-Academic	0	0.00	1,187,895	39.75	464,847	0	1,652,742	0	1,652,742
23-7511-1600	Abel Sandoz Snack Bar	0	0.00	25,218	0.75	13,698	0	38,916	0	38,916
23-7511-1700	Abel Sandoz Residence Life	0	0.00	145,142	4.00	62,312	0	207,454	0	207,454
23-7513-1000	Harper Shramm Smith Halls	0	0.00	751,014	29.60	0	0	751,014	3,824,832	4,575,846
23-7513-1400	Harper Shramm Smith-Facilities	0	0.00	662,716	21.00	296,778	0	959,494	0	959,494
23-7513-1500	Harper Shramm Smith-Dining	0	0.00	1,185,363	39.58	493,603	0	1,678,966	0	1,678,966
23-7513-1700	Harper Shramm Smith-Res Life	0	0.00	147,042	4.00	42,936	0	189,978	0	189,978
23-7513-2000	Village	0	0.00	153,566	6.00	0	0	153,566	1,298,781	1,452,347
23-7513-2400	Village-Facilities	0	0.00	228,871	6.50	83,999	0	312,870	0	312,870
23-7513-2600	Village-Snack Bar/C Store	0	0.00	54,862	1.75	19,307	0	74,169	0	74,169
23-7513-2700	Village-Res Life	0	0.00	37,338	1.00	11,099	0	48,437	0	48,437
23-7515-1000	Love Coop Hall	0	0.00	3,178	0.15	0	0	3,178	69,759	72,937
23-7515-1400	Love Coop-Facilities	0	0.00	3,907	0.05	3,563	0	7,470	0	7,470
23-7515-1700	Love Coop-Res Life	0	0.00	9,039	0.20	2	0	9,041	0	9,041
23-7517-1000	Husker Hall	0	0.00	31,437	1.25	0	0	31,437	99,471	130,908
23-7517-1400	Husker Hall-Facilities	0	0.00	20,582	0.45	6,855	0	27,437	0	27,437
23-7519-1002	Univ Apts-U Street Apts	0	0.00	0	0.00	0	0	0	73,335	73,335
23-7519-1003	Univ Apts-Vine Street Apts	0	0.00	0	0.00	0	0	0	159,409	159,409
23-7519-1402	Univ Apts-U Street Apts-Facilities	0	0.00	33,528	0.70	10,421	0	43,949	0	43,949
23-7519-1403	Univ Apts-Vine Street Apts-Facilities	0	0.00	61,747	1.35	21,584	0	83,331	0	83,331
23-7521-1000	Colonial Terrace	0	0.00	0	0.00	0	0	0	98,511	98,511
23-7521-1400	Colonial Terrace-Facilities	0	0.00	38,844	0.75	10,692	0	49,536	0	49,536
23-7525-1000	Kauffman Residential Center	0	0.00	37,363	1.50	0	0	37,363	384,469	421,832
23-7525-1400	Kauffman Residential Cnt-Facilities	0	0.00	116,089	3.15	39,254	0	155,343	0	155,343
23-7525-1700	Kauffman Residential Cnt-Res Life	0	0.00	32,389	1.00	8,006	0	40,395	0	40,395
23-7527-1000	Knoll Res Center	0	0.00	750,889	29.68	0	0	750,889	3,610,511	4,361,400
23-7527-1400	Knoll Res Center-Facilities	0	0.00	939,307	31.58	321,070	0	1,260,377	0	1,260,377
23-7527-1500	Knoll Res Cnt-Willa Cather Dining	0	0.00	1,342,712	45.33	579,794	0	1,922,506	0	1,922,506
23-7527-1600	Knoll Res Center-C Store	0	0.00	64,404	1.75	30,482	0	94,886	0	94,886
23-7527-1700	Knoll Res Center-Res Life	0	0.00	140,913	4.00	46,253	0	187,166	0	187,166
23-7529-1000	Massengale Res Cnt	0	0.00	366,601	13.90	0	0	366,601	1,132,000	1,498,601
23-7529-1400	Massengale Res Cnt-Facilities	0	0.00	389,880	11.00	142,537	0	532,417	0	532,417
23-7529-1500	Massengale Res Cnt-Dining	0	0.00	541,542	17.00	233,823	0	775,365	0	775,365
23-7529-1700	Massengale Res Cnt-Res Life	0	0.00	108,981	3.00	26,428	0	135,409	0	135,409
23-7574-0001	Food Stores	0	0.00	0	0.00	0	0	0	18,683	18,683
	TOTAL	**0**	**0.00**	**20,026,201**	**591.86**	**5,607,137**	**0**	**25,633,338**	**21,230,582**	**46,863,920**
	SUB PROGRAM TOTAL	**0**	**0**	**20,026,201**	**592**	**5,607,137**	**0**	**25,633,338**	**21,230,582**	**46,863,920**

COST OBJECT LISTING BY SUB PROGRAM
2018-2019GENERAL OPERATING BUDGET
UNIVERSITY OF NEBRASKA - LINCOLN
Excluding IANR and NCTA

SUBPROGRAM #/NAME: 77 Intercollegiate Athletics

UNL-Auxiliary-719 Auxiliaries & Services/Restricted

COST OBJECT		FACULTY Dollar	FACULTY FTE	NON FACULTY Dollar	NON FACULTY FTE	EMPLOYEE BENEFITS	PERSONAL SERVICE CREDITS	TOTAL PERSONAL SERVICES	TOTAL OPERATING EXPENSES	TOTAL
23-7701-0006	Ath-NCAA/Big Ten Student Support Pgms	0	0.00	0	0.00	0	0	0	524,500	524,500
23-7701-0009	NE Athl Performance Lab (NAPL)	33,021	0.50	371,891	4.10	92,355	0	497,267	351,210	848,477
23-7701-1100	Business Office	0	0.00	954,331	11.00	253,656	0	1,207,987	70,900	1,278,887
23-7701-1101	Administration	0	0.00	2,629,801	10.50	439,823	0	3,069,624	11,363,610	14,433,234
23-7701-1103	Communications	0	0.00	987,452	18.00	267,919	0	1,255,371	312,908	1,568,279
23-7701-1104	Athl FAC Capital Proj & Constr	0	0.00	377,129	7.00	121,508	0	498,637	276,310	774,947
23-7701-1105	Concessions	0	0.00	392,262	2.00	68,129	0	460,391	2,262,800	2,723,191
23-7701-1106	Development	0	0.00	431,689	6.00	121,726	0	553,415	1,383,860	1,937,275
23-7701-1110	Athletic Medicine	84,677	1.28	1,627,879	18.37	396,970	0	2,109,526	1,440,400	3,549,926
23-7701-1111	Athl-Lewis Training Table	0	0.00	828,242	15.18	214,206	0	1,042,448	1,653,651	2,696,099
23-7701-1112	Performance Nutrition	0	0.00	241,405	4.00	59,473	0	300,878	691,996	992,874
23-7701-1114	Events	0	0.00	794,847	16.00	221,234	0	1,016,081	328,586	1,344,667
23-7701-1115	Administration Reserve	0	0.00	4,553,227	0.00	3,996	0	4,557,223	11,859,633	16,416,856
23-7701-1117	Equipment	0	0.00	311,939	5.00	79,943	0	391,882	263,550	655,432
23-7701-1118	Huskervision	0	0.00	698,580	8.15	162,125	0	860,705	673,704	1,534,409
23-7701-1119	Computing Services	0	0.00	318,673	4.00	93,531	0	412,204	1,610,277	2,022,481
23-7701-1200	Bowl	0	0.00	0	0.00	0	0	0	2,250,000	2,250,000
23-7701-1201	Football	0	0.00	12,640,225	33.00	1,228,392	0	13,868,617	14,320,385	28,189,002
23-7701-1202	Basketball, Men's	0	0.00	3,358,804	7.00	292,393	0	3,651,197	4,085,024	7,736,221
23-7701-1203	Track	0	0.00	887,306	8.50	214,891	0	1,102,197	3,286,332	4,388,529
23-7701-1204	Baseball	0	0.00	731,616	6.00	164,713	0	896,329	1,629,502	2,525,831
23-7701-1205	Wrestling	0	0.00	414,691	3.60	111,339	0	526,030	858,961	1,384,991
23-7701-1206	Swimming	0	0.00	267,408	3.50	88,590	0	355,998	1,062,361	1,418,359
23-7701-1207	Gymnastics, Men's	0	0.00	202,279	3.50	71,734	0	274,013	578,480	852,493
23-7701-1208	Tennis, Men's	0	0.00	199,700	2.20	40,062	0	239,762	462,120	701,882
23-7701-1209	Golf, Men's	0	0.00	138,570	2.25	55,793	0	194,363	447,383	641,746
23-7701-1210	Performance	0	0.00	1,493,757	16.00	406,096	0	1,899,853	204,989	2,104,842
23-7701-1402	Basketball, Women's	0	0.00	1,309,985	7.00	197,910	0	1,507,895	2,713,996	4,221,891
23-7701-1404	Softball	0	0.00	518,109	4.50	102,787	0	620,896	1,213,480	1,834,376
23-7701-1405	Volleyball	0	0.00	993,161	4.00	149,224	0	1,142,385	1,677,355	2,819,740
23-7701-1407	Gymnastics, Women's	0	0.00	335,798	3.50	74,444	0	410,242	977,623	1,387,865
23-7701-1408	Tennis, Women's	0	0.00	166,284	2.20	48,847	0	215,131	599,520	814,651
23-7701-1409	Golf, Women's	0	0.00	153,771	1.75	46,548	0	200,319	445,937	646,256
23-7701-1410	Ticketing and Engagement	0	0.00	1,433,464	16.00	248,695	0	1,682,159	1,028,685	2,710,844
23-7701-1411	Academics	0	0.00	1,102,848	12.00	250,056	0	1,352,904	474,979	1,827,883
23-7701-1412	Compliance	0	0.00	560,989	8.00	171,296	0	732,285	35,478	767,763
23-7701-1413	Bowling	0	0.00	150,581	2.00	57,294	0	207,875	446,228	654,103
23-7701-1414	Rifle	0	0.00	135,621	2.50	36,602	0	172,223	304,014	476,237
23-7701-1415	Life Skills	0	0.00	462,922	5.95	116,635	0	579,557	713,955	1,293,512
23-7701-1501	Soccer	0	0.00	397,195	3.85	88,558	0	485,753	1,337,119	1,822,872
23-7701-1502	Sports Center	0	0.00	687,396	16.00	232,892	0	920,288	1,660,720	2,581,008
23-7701-1503	Haymarket Park	0	0.00	0	0.00	0	0	0	907,890	907,890
23-7701-1504	Memorial Stadium	0	0.00	535,311	9.00	172,929	0	708,240	4,470,030	5,178,270
23-7701-1505	Soccer/Tennis Facility	0	0.00	121,185	3.00	49,762	0	170,947	270,440	441,387
23-7701-1510	Marketing	0	0.00	708,127	7.00	139,032	0	847,159	1,479,125	2,326,284
23-7701-1511	Spirit Squad	0	0.00	92,549	2.00	40,556	0	133,105	228,765	361,870
23-7701-1512	Hosted Events	0	0.00	0	0.00	0	0	0	122,800	122,800
23-7701-1514	Post Season Hosted Events	0	0.00	0	0.00	0	0	0	65,700	65,700
	TOTAL	**117,698**	**1.78**	**45,718,999**	**325.10**	**7,494,664**	**0**	**53,331,361**	**85,427,271**	**138,758,632**

COST OBJECT LISTING BY SUB PROGRAM
2018-2019GENERAL OPERATING BUDGET
UNIVERSITY OF NEBRASKA - LINCOLN
Excluding IANR and NCTA

SUB PROGRAM TOTAL	**117,698**	**2**	**45,718,999**	**325**	**7,494,664**	**0**	**53,331,361**	**85,427,271**	**138,758,632**

SUBPROGRAM #/NAME: 79 Other Auxiliary Enterprises

UNL-State General Fund-711 State & University Generated/Unrestricted

COST OBJECT		FACULTY Dollar	FACULTY FTE	NON FACULTY Dollar	NON FACULTY FTE	EMPLOYEE BENEFITS	PERSONAL SERVICE CREDITS	TOTAL PERSONAL SERVICES	TOTAL OPERATING EXPENSES	TOTAL
21-7905-1002	Univ Press-Production (PR)	0	0.00	76,658	1.66	35,111	0	111,769	0	111,769
21-7905-1003	Univ Press-Sales (SL)	0	0.00	75,549	2.00	36,166	0	111,715	0	111,715
21-7905-1008	Univ Press Acquisition (AQ)	0	0.00	174,713	4.00	91,006	0	265,719	0	265,719
21-7920-0001	Lied UNL Program Support	0	0.00	0	0.00	0	0	0	25,000	25,000
	TOTAL	**0**	**0.00**	**326,920**	**7.66**	**162,283**	**0**	**489,203**	**25,000**	**514,203**

UNL-Auxiliary-719 Auxiliaries & Services/Restricted

COST OBJECT		FACULTY Dollar	FACULTY FTE	NON FACULTY Dollar	NON FACULTY FTE	EMPLOYEE BENEFITS	PERSONAL SERVICE CREDITS	TOTAL PERSONAL SERVICES	TOTAL OPERATING EXPENSES	TOTAL
23-7905-0001	Univ Press Op	0	0.00	0	0.00	0	0	0	4,550,884	4,550,884
23-7905-1001	Univ Press-Manuscript Editorial (ME)	0	0.00	301,789	7.00	85,439	0	387,228	0	387,228
23-7905-1002	Univ Press-Production (PR)	0	0.00	242,659	6.34	65,317	0	307,976	0	307,976
23-7905-1003	Univ Press Sales (SL)	0	0.00	298,361	6.50	79,286	0	377,647	0	377,647
23-7905-1006	Univ Press-Directorship (DR)	0	0.00	334,080	2.50	77,549	0	411,629	0	411,629
23-7905-1007	Univ Press Business (BS)	0	0.00	144,981	3.15	42,190	0	187,171	0	187,171
23-7905-1008	Univ Press Acquisition (AQ)	0	0.00	430,505	7.50	120,223	0	550,728	0	550,728
23-7905-1009	Univ Press Journals (JR)	0	0.00	332,615	7.50	90,524	0	423,139	0	423,139
23-7905-1014	Univ Press Technology (IT)	0	0.00	96,248	2.00	30,832	0	127,080	0	127,080
23-7920-0001	Lied Center - Administration	0	0.00	291,150	4.30	117,586	0	408,736	127,000	535,736
23-7920-0004	Lied -Marketing/Audience Dev	0	0.00	175,155	3.00	68,748	0	243,903	900	244,803
23-7920-0005	Lied Center Fundraising/Development	0	0.00	141,636	3.00	30,552	0	172,188	17,300	189,488
23-7920-0007	Lied Center Performances	0	0.00	0	0.00	0	0	0	1,205,537	1,205,537
23-7920-0008	Lied Center Technical/Production	0	0.00	332,445	6.75	126,336	0	458,781	109,500	568,281
23-7920-0010	LIED-Educational & Creative Initiatives	0	0.00	43,137	0.50	15,172	0	58,309	7,850	66,159
23-7920-0014	Lied-Custodial Srv	0	0.00	256,984	6.50	87,248	0	344,232	0	344,232
23-7920-1001	Lied Center Ticket Office	0	0.00	170,018	7.00	35,396	0	205,414	39,000	244,414
23-7920-1002	Lied Center Adventure	0	0.00	82,561	1.75	25,263	0	107,824	164,300	272,124
23-7920-1025	Lied Center Front of House	0	0.00	106,840	2.00	20,779	0	127,619	6,500	134,119
23-7920-1026	Lied Center Information Services	0	0.00	123,723	2.00	41,105	0	164,828	40,000	204,828
23-7920-1027	Lied Center Rentals	0	0.00	48,847	1.00	15,530	0	64,377	0	64,377
	TOTAL	**0**	**0.00**	**3,953,734**	**80.29**	**1,175,075**	**0**	**5,128,809**	**6,268,771**	**11,397,580**
	SUB PROGRAM TOTAL	**0**	**0**	**4,280,654**	**88**	**1,337,358**	**0**	**5,618,012**	**6,293,771**	**11,911,783**

SUBPROGRAM #/NAME: 98 Company Balance Sheets

UNL-Federal Letter of Credit-716 Federal/Restricted

COST OBJECT		FACULTY Dollar	FACULTY FTE	NON FACULTY Dollar	NON FACULTY FTE	EMPLOYEE BENEFITS	PERSONAL SERVICE CREDITS	TOTAL PERSONAL SERVICES	TOTAL OPERATING EXPENSES	TOTAL
24-9839-0010	Instruction-Anticipated Activity	0	0.00	0	0.00	0	0	0	1,988,633	1,988,633
24-9839-0020	Research-Anticipated Activity	0	0.00	0	0.00	0	0	0	12,596,902	12,596,902
24-9839-0030	Public Service-Anticipated Activity	0	0.00	0	0.00	0	0	0	558,533	558,533
24-9839-0040	Academic Support-Anticipated Activity	0	0.00	0	0.00	0	0	0	198,144	198,144
24-9839-0050	Student Services-Anticipated Activity	0	0.00	0	0.00	0	0	0	1,210,879	1,210,879
24-9839-0080	Student Financial Support-Anticipated Ac	0	0.00	0	0.00	0	0	0	121,712,697	121,712,697
24-9839-7410	Agency-Anticipated Activity	0	0.00	0	0.00	0	0	0	9,315,592	9,315,592
	TOTAL	**0**	**0.00**	**0**	**0.00**	**0**	**0**	**0**	**147,581,380**	**147,581,380**

COST OBJECT LISTING BY SUB PROGRAM
2018-2019GENERAL OPERATING BUDGET
UNIVERSITY OF NEBRASKA - LINCOLN
Excluding IANR and NCTA

SUBPROGRAM #/NAME: 98 Company Balance Sheets

UNL-Federal Advance-717 Federal/Restricted

COST OBJECT		FACULTY Dollar	FACULTY FTE	NON FACULTY Dollar	NON FACULTY FTE	EMPLOYEE BENEFITS	PERSONAL SERVICE CREDITS	TOTAL PERSONAL SERVICES	TOTAL OPERATING EXPENSES	TOTAL
25-9839-0010	Instruction-Anticipated Activity	0	0.00	0	0.00	0	0	0	895,090	895,090
25-9839-0020	Research-Anticipated Activity	0	0.00	0	0.00	0	0	0	39,667,106	39,667,106
25-9839-0030	Public Service-Anticipated Activity	0	0.00	0	0.00	0	0	0	1,043,687	1,043,687
25-9839-0040	Academic Support-Anticipated Activity	0	0.00	0	0.00	0	0	0	1,624,600	1,624,600
25-9839-0050	Student Services-Anticipated Activity	0	0.00	0	0.00	0	0	0	336,814	336,814
25-9839-0080	Student Financial Support-Anticipated Ac	0	0.00	0	0.00	0	0	0	170,858	170,858
25-9839-7410	Agency-Anticipated Activity	0	0.00	0	0.00	0	0	0	179,075	179,075
	TOTAL	**0**	**0.00**	**0**	**0.00**	**0**	**0**	**0**	**43,917,230**	**43,917,230**

UNL-Trust-Grant/Cont/Loan/End-718 Trust/Restricted

COST OBJECT		FACULTY Dollar	FACULTY FTE	NON FACULTY Dollar	NON FACULTY FTE	EMPLOYEE BENEFITS	PERSONAL SERVICE CREDITS	TOTAL PERSONAL SERVICES	TOTAL OPERATING EXPENSES	TOTAL
26-9839-0010	Instruction-Anticipated Activity	0	0.00	0	0.00	0	0	0	4,650,899	4,650,899
26-9839-0020	Research-Anticipated Activity	0	0.00	0	0.00	0	0	0	26,557,731	26,557,731
26-9839-0030	Public Service-Anticipated Activity	0	0.00	0	0.00	0	0	0	6,638,407	6,638,407
26-9839-0040	Academic Support-Anticipated Activity	0	0.00	0	0.00	0	0	0	930,560	930,560
26-9839-0050	Student Services-Anticipated Activity	0	0.00	0	0.00	0	0	0	32,843	32,843
26-9839-0080	Student Financial Support-Anticipated Ac	0	0.00	0	0.00	0	0	0	325,291	325,291
26-9839-7410	Agency-Anticipated Activity	0	0.00	0	0.00	0	0	0	16,847,294	16,847,294
27-9839-0010	Instruction-Anticipated Activity	0	0.00	0	0.00	0	0	0	6,781,117	6,781,117
27-9839-0020	Research-Anticipated Activity	0	0.00	0	0.00	0	0	0	1,737,655	1,737,655
27-9839-0030	Public Service-Anticipated Activity	0	0.00	0	0.00	0	0	0	5,532,417	5,532,417
27-9839-0040	Academic Support-Anticipated Activity	0	0.00	0	0.00	0	0	0	2,012,845	2,012,845
27-9839-0050	Student Services-Anticipated Activity	0	0.00	0	0.00	0	0	0	46,993	46,993
27-9839-0060	Institutional Admin-Anticipated Activity	0	0.00	0	0.00	0	0	0	26,587	26,587
27-9839-0080	Student Financial Support-Anticipated Ac	0	0.00	0	0.00	0	0	0	25,036,815	25,036,815
	TOTAL	**0**	**0.00**	**0**	**0.00**	**0**	**0**	**0**	**97,157,454**	**97,157,454**

UNL-Auxiliary-719 Auxiliaries & Services/Restricted

COST OBJECT		FACULTY Dollar	FACULTY FTE	NON FACULTY Dollar	NON FACULTY FTE	EMPLOYEE BENEFITS	PERSONAL SERVICE CREDITS	TOTAL PERSONAL SERVICES	TOTAL OPERATING EXPENSES	TOTAL
23-9813-1009	Accts Rec Alumni Association	0	0.00	1,001,249	16.50	327,988	0	1,329,237	0	1,329,237
23-9813-1010	Accts Rec Daily Nebraskan	0	0.00	146,913	2.00	42,304	0	189,217	0	189,217
23-9813-1036	A/R-IAFFE-Economics	0	0.00	71,181	2.00	0	0	71,181	0	71,181
23-9813-1039	A/R-NU Technology Ventures	0	0.00	935,994	10.48	293,041	0	1,229,035	0	1,229,035
23-9813-1150	A/R-NICDC -Innov Campus	0	0.00	306,233	3.00	82,720	0	388,953	0	388,953
23-9813-1155	A/R-Alumni Assoc-Venue/Facility	0	0.00	245,359	6.50	55,816	0	301,175	0	301,175
23-9813-2150	A/R-NICDC - Willet	159,958	1.00	0	0.00	30,677	0	190,635	0	190,635
23-9813-3012	SOFS HOLDING: Greek Affairs nec	0	0.00	42,448	1.00	9,117	0	51,565	0	51,565
23-9813-3013	SOFS Interfraternity Council	0	0.00	16,324	0.50	5,822	0	22,146	0	22,146
23-9813-3014	SOFS Panhellenic Association	0	0.00	16,324	0.50	6,333	0	22,657	0	22,657
23-9813-3015	SOFS ASUN	0	0.00	354,347	6.50	101,626	0	455,973	0	455,973
23-9839-0020	Budget Adjustment Anticipat Activity Inc	0	0.00	0	0.00	0	0	0	42,056,317	42,056,317
23-9839-1020	Revolving Budget Adjustment	0	0.00	0	0.00	0	0	0	17,000,000	17,000,000
	TOTAL	**159,958**	**1.00**	**3,136,372**	**48.98**	**955,444**	**0**	**4,251,774**	**59,056,317**	**63,308,091**
	SUB PROGRAM TOTAL	**159,958**	**1**	**3,136,372**	**49**	**955,444**	**0**	**4,251,774**	**347,712,381**	**351,964,155**

COST OBJECT LISTING BY SUB PROGRAM
2018-2019GENERAL OPERATING BUDGET
UNIVERSITY OF NEBRASKA - LINCOLN
INSTITUTE OF AGRICULTURE AND NATURAL RESOURCES

SUBPROGRAM #/NAME: 61 College of Ag Sciences and Natural Resources

IANR-State General Fund-715 State & University Generated/Unrestricted

COST OBJECT		FACULTY Dollar	FACULTY FTE	NON FACULTY Dollar	NON FACULTY FTE	EMPLOYEE BENEFITS	PERSONAL SERVICE CREDITS	TOTAL PERSONAL SERVICES	TOTAL OPERATING EXPENSES	TOTAL
21-6102-0001	CASNR Dean-Operating	67,278	1.00	891,514	10.27	255,999	0	1,214,791	206,240	1,421,031
21-6102-0002	CASNR Dean-Recruitment	0	0.00	62,332	1.00	17,233	0	79,565	25,000	104,565
21-6102-0003	CASNR-Dean Retention	0	0.00	53,066	1.00	14,169	0	67,235	20,000	87,235
21-6102-0004	CASNR-Dean Placement	0	0.00	63,769	1.25	17,026	0	80,795	10,000	90,795
21-6102-0005	CASNR-Engler Agribusiness Entrep Pgm	0	0.00	184,230	1.00	49,189	0	233,419	0	233,419
21-6102-0007	CASNR-Forensic Science	93,193	0.75	67,842	1.00	42,996	0	204,031	0	204,031
21-6102-0010	CASNR - ITS Support	0	0.00	0	0.00	0	0	0	220,000	220,000
21-6103-0001	CASNR-Special	0	0.00	17,320	0.50	4,624	0	21,944	514	22,458
21-6103-0002	CASNR-Instruction Improvement	0	0.00	143,264	1.72	38,250	0	181,514	7,638	189,152
21-6103-5700	CASNR Distance Ed	0	0.00	0	0.00	0	0	0	1,800,002	1,800,002
21-6111-0002	DWFI-WC Teaching	0	0.00	0	0.00	0	0	0	363	363
21-6120-0001	ALEC-Education Operating	492,969	5.15	226,655	4.23	192,139	0	911,763	51,121	962,884
21-6120-0002	ALEC-PRTLP-Forsberg	57,358	0.50	0	0.00	15,315	0	72,673	0	72,673
21-6121-0001	Biological Systems Engineering	727,725	6.84	180,779	4.47	242,570	0	1,151,074	19,435	1,170,509
21-6121-5200	WRRI POE-BSE Teaching	34,500	0.40	0	0.00	9,212	0	43,712	0	43,712
21-6122-0001	Agronomy -Horticulture Teaching	1,784,105	16.26	198,293	4.66	529,299	0	2,511,697	31,385	2,543,082
21-6124-0001	Agricultural Economics Teaching	815,792	6.77	202,255	2.96	271,818	0	1,289,865	19,362	1,309,227
21-6125-0001	Statistics	414,393	3.55	152,748	2.00	151,426	0	718,567	10,101	728,668
21-6126-0001	Animal Science	1,126,015	9.67	425,997	9.47	414,387	0	1,966,399	45,791	2,012,190
21-6128-0001	Entomology	185,417	1.95	73,960	1.45	69,253	0	328,630	7,290	335,920
21-6128-5200	POE-Entomology NU Teach	56,920	0.63	9,022	0.42	17,607	0	83,549	0	83,549
21-6130-0001	Biochemistry	564,836	5.65	84,339	2.11	173,330	0	822,505	8,260	830,765
21-6130-5200	POE-Biochem Teaching	12,304	0.06	23,929	0.10	9,673	0	45,906	0	45,906
21-6131-0001	Food Science & Technology	504,671	4.76	83,148	0.80	156,949	0	744,768	9,837	754,605
21-6131-0002	Food Sci & Tech-FPC Teaching	12,569	0.15	0	0.00	3,357	0	15,926	0	15,926
21-6135-0001	Plant Pathology	161,279	1.71	13,257	0.12	46,603	0	221,139	1,397	222,536
21-6136-0001	NHS-Hospitality/Restrt/Tourism Mgm Tch	0	0.00	17,809	0.50	4,755	0	22,564	0	22,564
21-6138-0001	SNR Teaching	1,252,832	11.90	234,302	3.87	397,066	0	1,884,200	21,795	1,905,995
21-6138-0005	Salaries SVY TCH	42,766	0.50	47,170	0.66	24,014	0	113,950	0	113,950
21-6138-0007	SNRS-Higley Teaching	44,469	0.30	0	0.00	11,873	0	56,342	0	56,342
21-6139-0001	Veterinary Biomedical Science	328,521	2.70	77,670	1.87	108,452	0	514,643	15,660	530,303
21-6139-0002	Veterinary Biomedical Sci-Vet Ed Cnt	80,933	0.70	281,632	4.21	96,806	0	459,371	97,085	556,456
21-6160-0001	Veterinary Medicine	827,031	7.20	244,849	6.45	286,191	0	1,358,071	128,181	1,486,252
21-6160-0002	VMED-ISU Contract Costs	0	0.00	0	0.00	0	0	0	1,370,000	1,370,000
21-6161-0001	Center for Grassland Studies	0	0.00	88,062	0.44	23,516	0	111,578	11,967	123,545
21-6161-0002	Center for Grassland Studies-PGA Prog	97,851	0.75	156,933	2.25	68,027	0	322,811	45,500	368,311
21-6162-0001	Plant Science-Teaching	19,362	0.12	0	0.00	5,169	0	24,531	9,000	33,531
21-6162-5200	POE - PSI Teaching	20,205	0.20	0	0.00	5,395	0	25,600	0	25,600
21-6168-0001	Plnt Hlth-Teaching	0	0.00	17,068	0.10	4,557	0	21,625	0	21,625
	TOTAL	**9,825,294**	**90.17**	**4,323,214**	**70.88**	**3,778,245**	**0**	**17,926,753**	**4,192,924**	**22,119,677**

IANR-State General Fund-715 Revolving/Designated

COST OBJECT		FACULTY Dollar	FACULTY FTE	NON FACULTY Dollar	NON FACULTY FTE	EMPLOYEE BENEFITS	PERSONAL SERVICE CREDITS	TOTAL PERSONAL SERVICES	TOTAL OPERATING EXPENSES	TOTAL
22-6102-0001	CASNR Dean-Gen Activities	0	0.00	0	0.00	0	0	0	10,000	10,000
22-6102-0004	CASNR Dean-Placement	0	0.00	0	0.00	0	0	0	5,000	5,000
22-6103-0001	CASNR-Student Tech Fee	0	0.00	13,826	0.37	3,817	0	17,643	73,156	90,799
22-6103-0002	CASNR-Ag Sci Lab Fees	0	0.00	0	0.00	0	0	0	2,000	2,000
22-6103-0003	CASNR Ext Ed Credit	55,574	0.30	0	0.00	15,340	0	70,914	40,000	110,914
22-6103-0004	CASNR GPIdea Distance Ed	0	0.00	0	0.00	0	0	0	5,000	5,000

COST OBJECT LISTING BY SUB PROGRAM

2018-2019GENERAL OPERATING BUDGET

UNIVERSITY OF NEBRASKA - LINCOLN

INSTITUTE OF AGRICULTURE AND NATURAL RESOURCES

SUBPROGRAM #/NAME: 61 College of Ag Sciences and Natural Resources

IANR-State General Fund-715 Revolving/Designated

COST OBJECT		FACULTY Dollar	FACULTY FTE	NON FACULTY Dollar	NON FACULTY FTE	EMPLOYEE BENEFITS	PERSONAL SERVICE CREDITS	TOTAL PERSONAL SERVICES	TOTAL OPERATING EXPENSES	TOTAL
22-6103-0005	CASNR Ext Ed Non-credit	0	0.00	0	0.00	0	0	0	120,000	120,000
22-6120-0001	ALEC-General Activities	67,725	1.00	6,207	0.00	20,405	0	94,337	51,091	145,428
22-6121-0001	BSE Tech Fees	81,454	1.44	65,820	1.17	40,650	0	187,924	51,176	239,100
22-6121-0002	Biological System Engineering-Lab Fees	0	0.00	0	0.00	0	0	0	2,500	2,500
22-6121-0003	BSE Eisenhauer Tch Revolving	0	0.00	0	0.00	0	0	0	1,250	1,250
22-6121-0005	BSE Subbiah Tch Revolving	0	0.00	0	0.00	0	0	0	100	100
22-6121-0007	BSE Meyer Tch Revolving	0	0.00	0	0.00	0	0	0	300	300
22-6121-0008	BSE Schinstock Tch Revolving	0	0.00	0	0.00	0	0	0	300	300
22-6121-0009	BSE Kocher Teachg Revolving	0	0.00	0	0.00	0	0	0	300	300
22-6121-0011	BSE Prof Fees	0	0.00	55,999	1.00	15,456	0	71,455	5,000	76,455
22-6122-0001	Agron - Hort Admin	634	0.01	0	0.00	175	0	809	16,888	17,697
22-6122-0003	Dist Ed-Revolving	0	0.00	1,538	0.00	425	0	1,963	16,000	17,963
22-6122-0300	Hort-AgIDEA Certif Pgm	0	0.00	0	0.00	0	0	0	3,500	3,500
22-6122-3333	Agr/Hort Non-Budgeted Positions	94,745	1.50	0	0.00	26,150	0	120,895	94,000	214,895
22-6124-0001	AgEcon Teaching Rev-Administration	52,290	0.50	0	0.00	14,432	0	66,722	4,000	70,722
22-6124-0002	AgEcon TchRev Great Plains IDEA	68,699	1.00	0	0.00	18,962	0	87,661	500	88,161
22-6124-0005	AgEcon Teaching Rev-Azzam	0	0.00	0	0.00	0	0	0	5,000	5,000
22-6124-0006	AgEcon Teaching Rev-Baker	0	0.00	0	0.00	0	0	0	100	100
22-6124-0016	AgEcon Teaching Rev-Hanson	0	0.00	0	0.00	0	0	0	8,000	8,000
22-6124-0018	AgEcon Teaching Rev-IAMA	0	0.00	0	0.00	0	0	0	200	200
22-6124-0019	AgEcon Teaching Rev-Johnson	0	0.00	0	0.00	0	0	0	16,000	16,000
22-6124-0027	AgEcon Teaching Rev-Perrin	0	0.00	0	0.00	0	0	0	300	300
22-6124-0030	AgEcon Teaching Rev-Royer	0	0.00	0	0.00	0	0	0	1,000	1,000
22-6124-0042	AgEcon Teaching Rev-AgriBus/MBA Pgm	0	0.00	0	0.00	0	0	0	2,000	2,000
22-6124-0101	AgEcon Teaching Rev-AgriBusiness	0	0.00	0	0.00	0	0	0	100	100
22-6125-0001	Statistics- Lab Fees	0	0.00	0	0.00	0	0	0	1,500	1,500
22-6126-0001	Animal Science Teaching Activities	0	0.00	0	0.00	0	0	0	25,000	25,000
22-6126-0002	Animal Science Laboratory Fees	0	0.00	0	0.00	0	0	0	22,000	22,000
22-6128-0001	Entomology-Distance Ed Revolving	0	0.00	18,525	0.32	5,114	0	23,639	24,531	48,170
22-6128-0002	Ento Teach Rev Lab Fees	0	0.00	0	0.00	0	0	0	5,000	5,000
22-6128-0003	ENTO DIS Distance Activities	0	0.00	0	0.00	0	0	0	4,800	4,800
22-6131-0001	Food Science & Tech-Workshops	0	0.00	31,548	0.66	8,707	0	40,255	2,874	43,129
22-6131-0003	Food Sci & Tech-Recruitment	0	0.00	0	0.00	0	0	0	7,500	7,500
22-6131-0005	FST-Great Plains Init Dist Ed Alliance	0	0.00	0	0.00	0	0	0	1,500	1,500
22-6131-0006	FST Students Ireland Trip	0	0.00	0	0.00	0	0	0	5,000	5,000
22-6131-0008	FST Extended Educ-Hutkins	0	0.00	0	0.00	0	0	0	500	500
22-6131-0009	FST Distance Ed-Zeece	0	0.00	0	0.00	0	0	0	1,500	1,500
22-6135-0001	Extd Ed Train Support Course Dev	0	0.00	513	0.00	143	0	656	1,250	1,906
22-6135-0002	P Path Dist Ed-Yuen	0	0.00	1,500	0.00	415	0	1,915	0	1,915
22-6138-0001	Nat Res Sci Teaching Lab Fees	0	0.00	0	0.00	0	0	0	25,000	25,000
22-6138-0003	SNR General Revolving	0	0.00	0	0.00	0	0	0	1,000	1,000
22-6138-0004	SNRS Soils Judging	0	0.00	0	0.00	0	0	0	4,000	4,000
22-6138-0006	NRES 428/828 Teaching Supplemntl-Burbach	0	0.00	0	0.00	0	0	0	500	500
22-6138-0007	SNR-Student Tech Fees	0	0.00	0	0.00	0	0	0	35,000	35,000
22-6138-3333	SNR Non-Budgeted Positions	47,213	0.60	0	0.00	13,031	0	60,244	8,673	68,917
22-6139-0001	Vet Biomed Sci-Vet Hospital Clay Cnt	0	0.00	30,851	0.78	8,515	0	39,366	10,000	49,366
22-6139-0002	Vet Biomed Sci-Records Mgm Sys	0	0.00	0	0.00	0	0	0	500	500
22-6161-0001	CGS-PGM PGA Course	0	0.00	0	0.00	0	0	0	130,000	130,000
22-6161-0002	CGS-PGM PGA Lincoln Course	0	0.00	0	0.00	0	0	0	65,000	65,000
22-6161-0004	CGS-PGM Revolving	0	0.00	0	0.00	0	0	0	2,500	2,500
22-6161-0005	CGS-PGM Scholarships	0	0.00	0	0.00	0	0	0	2,500	2,500

COST OBJECT LISTING BY SUB PROGRAM
2018-2019GENERAL OPERATING BUDGET
UNIVERSITY OF NEBRASKA - LINCOLN
INSTITUTE OF AGRICULTURE AND NATURAL RESOURCES

SUBPROGRAM #/NAME: 61 College of Ag Sciences and Natural Resources

	TOTAL	**468,334**	**6.35**	**226,327**	**4.30**	**191,737**	**0**	**886,398**	**922,389**	**1,808,787**

UNL-Federal Advance-717 Federal/Restricted

COST OBJECT		FACULTY Dollar	FACULTY FTE	NON FACULTY Dollar	NON FACULTY FTE	EMPLOYEE BENEFITS	PERSONAL SERVICE CREDITS	TOTAL PERSONAL SERVICES	TOTAL OPERATING EXPENSES	TOTAL
25-6138-6029001	NSF NRT-INFEWS Cross-Scale Resilience	0	0.00	42,691	1.00	10,290	0	52,981	0	52,981
	TOTAL	**0**	**0.00**	**42,691**	**1.00**	**10,290**	**0**	**52,981**	**0**	**52,981**

UNL-Trust-Grant/Cont/Loan/End-718 Trust/Restricted

COST OBJECT		FACULTY Dollar	FACULTY FTE	NON FACULTY Dollar	NON FACULTY FTE	EMPLOYEE BENEFITS	PERSONAL SERVICE CREDITS	TOTAL PERSONAL SERVICES	TOTAL OPERATING EXPENSES	TOTAL
26-6102-0009200	Operating Expenses	0	0.00	80,473	1.80	14,968	0	95,441	0	95,441
26-6102-0009301	EAEP 275 & 288/Hort	17,424	0.20	0	0.00	3,240	0	20,664	0	20,664
27-6102-0009001	Engler Agribusiness Chair-Gustafson	20,000	0.00	0	0.00	3,720	0	23,720	0	23,720
27-6122-0008001	Sunkist Fiesta Bowl Prof-Schacht	15,000	0.00	0	0.00	2,790	0	17,790	0	17,790
27-6122-0009001	Eugene W. Price Prof-Clemente	10,000	0.00	0	0.00	1,860	0	11,860	0	11,860
27-6122-0275001	Heuermann Professorship-Elmore	15,000	0.00	0	0.00	2,790	0	17,790	0	17,790
27-6122-0451001	NE Wheat Grower Pres ChairProf-Baenziger	30,000	0.00	0	0.00	5,580	0	35,580	0	35,580
27-6122-0451002	NE Wheat Growers Pres Chair Operating	46,278	0.75	0	0.00	8,608	0	54,886	0	54,886
27-6124-0005001	Roberts College Prof-Perrin	5,000	0.00	0	0.00	930	0	5,930	0	5,930
27-6124-0007001	Ron Hanson Chair-Stokes	15,000	0.00	0	0.00	2,790	0	17,790	0	17,790
27-6126-0003001	Wagner Prof-Nielsen	10,000	0.00	0	0.00	1,860	0	11,860	0	11,860
27-6126-0011001	NE Cattlemen's Prof-Erickson; G.	10,000	0.00	0	0.00	1,860	0	11,860	0	11,860
27-6126-0015001	Omtvedt Prof-Cupp	10,000	0.00	0	0.00	1,860	0	11,860	0	11,860
27-6130-0062001	Holmes Professor-Cahoon	15,000	0.00	0	0.00	2,790	0	17,790	0	17,790
27-6131-0001001	Morrison College Professor-Subbiah;Jeyam	5,000	0.00	0	0.00	930	0	5,930	0	5,930
27-6131-0107001	Khem Shahani Prof-Hutkins	10,000	0.00	0	0.00	1,860	0	11,860	0	11,860
27-6135-0001001	Allington Distinguished Prof-Van Etten	5,000	0.00	0	0.00	930	0	5,930	0	5,930
	TOTAL	**238,702**	**0.95**	**80,473**	**1.80**	**59,366**	**0**	**378,541**	**0**	**378,541**
	SUB PROGRAM TOTAL	**10,532,330**	**97**	**4,672,705**	**78**	**4,039,638**	**0**	**19,244,673**	**5,115,313**	**24,359,986**

SUBPROGRAM #/NAME: 62 Agriculture Research Division

IANR-State General Fund-715 State & University Generated/Unrestricted

COST OBJECT		FACULTY Dollar	FACULTY FTE	NON FACULTY Dollar	NON FACULTY FTE	EMPLOYEE BENEFITS	PERSONAL SERVICE CREDITS	TOTAL PERSONAL SERVICES	TOTAL OPERATING EXPENSES	TOTAL
21-6204-0001	ARD Dean-Operating	0	0.00	824,654	7.18	220,182	0	1,044,836	112,278	1,157,114
21-6205-0001	ARD-Greenhouse Support	0	0.00	307,044	4.75	81,981	0	389,025	0	389,025
21-6205-0003	ARD-Special	478,268	1.50	60,102	0.61	143,744	0	682,114	7,545	689,659
21-6205-0004	Ard Interdisciplinary Research	0	0.00	0	0.00	0	0	0	100,000	100,000
21-6205-0005	ARD-Innovative Research	0	0.00	0	0.00	0	0	0	3,548	3,548
21-6205-0006	ARD-Honors Program	0	0.00	0	0.00	0	0	0	20,000	20,000
21-6205-0010	ARD - ITS Support	0	0.00	0	0.00	0	0	0	220,000	220,000
21-6205-4000	ARD-F&A	0	0.00	0	0.00	0	0	0	947	947
21-6211-0002	DWFI-WC Research	0	0.00	201,543	2.25	53,812	0	255,355	107,987	363,342
21-6220-0001	ALEC-Research Operating	110,787	1.00	49,744	0.77	42,862	0	203,393	10,595	213,988
21-6221-0001	Biological Systems Engineering	1,110,560	9.43	565,232	10.16	447,438	0	2,123,230	84,815	2,208,045
21-6221-5200	POE - BSE Research	51,750	0.60	0	0.00	13,819	0	65,569	0	65,569
21-6221-5202	POE - BSE-Bio Med Engr Proj	91,298	1.00	0	0.00	24,377	0	115,675	0	115,675
21-6221-5203	POE - BSE/COE Faculty	87,850	1.00	0	0.00	23,457	0	111,307	0	111,307
21-6221-5205	POE-BSE/COE Faculty-Wachs	88,707	1.00	0	0.00	23,686	0	112,393	0	112,393
21-6221-5206	POE-BSE/COE Faculty-Kievit	89,895	1.00	0	0.00	24,002	0	113,897	0	113,897

COST OBJECT LISTING BY SUB PROGRAM
2018-2019GENERAL OPERATING BUDGET
UNIVERSITY OF NEBRASKA - LINCOLN
INSTITUTE OF AGRICULTURE AND NATURAL RESOURCES

SUBPROGRAM #/NAME: 62 Agriculture Research Division

IANR-State General Fund-715 State & University Generated/Unrestricted

COST OBJECT		FACULTY Dollar	FACULTY FTE	NON FACULTY Dollar	NON FACULTY FTE	EMPLOYEE BENEFITS	PERSONAL SERVICE CREDITS	TOTAL PERSONAL SERVICES	TOTAL OPERATING EXPENSES	TOTAL
21-6221-5207	POE-BSE/COE Faculty-Lioutas	256,541	1.00	0	0.00	68,497	0	325,038	0	325,038
21-6222-0001	Agronomy - Horticulture Research	2,831,372	23.97	2,483,736	50.50	1,419,134	0	6,734,242	273,018	7,007,260
21-6222-5200	POE - AgHort -WRRI	19,009	0.15	0	0.00	5,076	0	24,085	0	24,085
21-6224-0001	Agricultural Economics Research	1,406,054	10.87	338,549	5.89	465,810	0	2,210,413	41,126	2,251,539
21-6224-5200	POE - Ag Econ Rsch	108,185	1.00	0	0.00	28,885	0	137,070	0	137,070
21-6225-0001	Statistics	533,255	4.65	260,389	3.60	211,905	0	1,005,549	29,670	1,035,219
21-6226-0001	Animal Science	1,299,520	11.29	1,732,648	34.37	809,587	0	3,841,755	203,480	4,045,235
21-6227-0001	Child Youth & Fam Studies	425,841	4.59	130,882	2.75	148,647	0	705,370	16,514	721,884
21-6228-0001	Entomology	630,975	5.49	387,470	7.48	271,925	0	1,290,370	58,765	1,349,135
21-6230-0001	Biochemistry	1,076,573	10.23	205,981	4.50	342,442	0	1,624,996	90,961	1,715,957
21-6230-5200	POE-Biochem Research	108,734	0.54	119,605	0.50	60,966	0	289,305	15,376	304,681
21-6230-5201	POE-Redox Biology Center	369,419	4.00	0	0.00	98,634	0	468,053	0	468,053
21-6231-0001	Food Science & Technology Research	1,083,192	9.94	516,099	7.88	427,012	0	2,026,303	108,847	2,135,150
21-6231-0002	Food Sci & Tech-Food Processing Cnt	49,437	0.59	133,877	2.19	48,945	0	232,259	19,661	251,920
21-6231-5200	Computational Bioinformatics-POE	132,997	2.00	79,901	0.49	56,844	0	269,742	235,397	505,139
21-6234-0001	Biotechnology	0	0.00	0	0.00	0	0	0	9,657	9,657
21-6235-0001	Plant Pathology	1,050,869	8.77	509,542	7.27	416,633	0	1,977,044	41,959	2,019,003
21-6235-4000	Plant Pathology F&A	0	0.00	0	0.00	0	0	0	-6,097	-6,097
21-6235-4003	Institutional Biosafety-Mitra	0	0.00	0	0.00	0	0	0	6,097	6,097
21-6236-0001	Nutrition & Health Sciences	418,380	4.60	261,164	5.69	179,169	0	858,713	16,319	875,032
21-6236-5200	POE Nutr Health Sci Genomics	54,130	0.66	0	0.00	14,453	0	68,583	0	68,583
21-6237-0001	Textiles Merchandising & Fashion Design	77,823	0.75	79,337	1.33	41,965	0	199,125	7,278	206,403
21-6238-0001	Salaries RSH	1,540,265	13.87	860,286	10.83	640,947	0	3,041,498	163,813	3,205,311
21-6238-0005	Salaries SVY RSH	346,837	3.65	352,467	5.33	186,714	0	886,018	73,575	959,593
21-6238-0006	SNRS-Coop F/W Rsch	0	0.00	58,954	1.50	15,741	0	74,695	0	74,695
21-6238-0007	SNRS-Higley Research	103,762	0.70	0	0.00	27,704	0	131,466	0	131,466
21-6238-5200	POE - SNR Research	194,433	2.06	0	0.00	51,914	0	246,347	0	246,347
21-6239-0001	Veterinary Biomedical Science	898,955	6.68	510,654	8.75	376,366	0	1,785,975	31,926	1,817,901
21-6239-0002	Veterinary Biomedical Sci-Diagnostic Lab	507,036	3.50	886,136	18.83	371,977	0	1,765,149	10,025	1,775,174
21-6239-0003	Veterinary Biomedical Sci-Vet Ed Cnt	117,403	1.00	262,824	4.04	101,520	0	481,747	108,189	589,936
21-6240-0001	Southeast Center	2,892	0.02	15,012	0.10	4,781	0	22,685	276	22,961
21-6241-0001	Northeast Center	107,234	1.00	370,122	7.85	127,454	0	604,810	51,755	656,565
21-6242-0001	West Central Rsch	463,763	4.50	683,292	12.99	306,264	0	1,453,319	110,876	1,564,195
21-6242-0004	West Central Center Gudmunds Rsch Center	0	0.00	170,896	3.76	45,629	0	216,525	20,694	237,219
21-6243-0001	Panhandle Center	484,568	5.03	605,281	11.87	290,989	0	1,380,838	132,013	1,512,851
21-6243-0003	Panhandle Center High Plains Lab	0	0.00	117,205	2.75	31,294	0	148,499	7,008	155,507
21-6243-0004	Panhandle Cnt-Rhizomania Rsch	0	0.00	0	0.00	0	0	0	40,000	40,000
21-6243-0005	Panhandle-Lionel Harris Building	0	0.00	0	0.00	0	0	0	6,742	6,742
21-6246-0001	South Central Ag Lab Gen Op	0	0.00	221,263	4.25	59,078	0	280,341	31,519	311,860
21-6247-0001	Metro District Research	0	0.00	7,273	0.05	1,941	0	9,214	0	9,214
21-6248-0001	Industrial Ag Products Center	0	0.00	105,495	1.04	28,167	0	133,662	8,592	142,254
21-6260-0001	Veterinary Medicine	421,742	3.55	0	0.00	112,605	0	534,347	0	534,347
21-6261-0001	Center For Grassland Studies	0	0.00	100,833	0.78	26,923	0	127,756	6,167	133,923
21-6262-0001	Plant Science-Research	265,855	1.84	146,459	2.20	110,088	0	522,402	6,583	528,985
21-6262-5200	POE-PSI Research	0	0.00	0	0.00	0	0	0	200,000	200,000
21-6262-5210	POE-PSI-Dr Yu	35,233	0.40	0	0.00	9,406	0	44,639	0	44,639
21-6262-5211	POE-PSI-Dr Mower	80,814	0.80	0	0.00	21,578	0	102,392	0	102,392
21-6268-0001	Plnt Hlth-Research	0	0.00	85,343	0.50	22,787	0	108,130	0	108,130
21-6270-0001	ENREC-Research General	41,345	0.50	812,074	12.56	227,864	0	1,081,283	65,497	1,146,780
21-6270-0002	ENREC/CREB-Building Funds	0	0.00	82,536	2.00	22,038	0	104,574	34,552	139,126
21-6270-0003	ENREC/ARDC-Maintenance Shop	0	0.00	0	0.00	0	0	0	25,557	25,557

COST OBJECT LISTING BY SUB PROGRAM
2018-2019GENERAL OPERATING BUDGET
UNIVERSITY OF NEBRASKA - LINCOLN
INSTITUTE OF AGRICULTURE AND NATURAL RESOURCES

SUBPROGRAM #/NAME: 62 Agriculture Research Division

IANR-State General Fund-715 State & University Generated/Unrestricted

COST OBJECT		Dollar	FACULTY FTE	NON FACULTY Dollar	NON FACULTY FTE	EMPLOYEE BENEFITS	PERSONAL SERVICE CREDITS	TOTAL PERSONAL SERVICES	TOTAL OPERATING EXPENSES	TOTAL
21-6299-0001	Budget Adjustment Permanent Bdgt Adjust	-1,449,993	0.00	0	0.00	-387,146	0	-1,837,139	0	-1,837,139
	TOTAL	**18,203,565**	**170.72**	**15,701,904**	**272.14**	**9,050,512**	**0**	**42,955,981**	**2,971,102**	**45,927,083**

IANR-State General Fund-715 Revolving/Designated

COST OBJECT		Dollar	FACULTY FTE	NON FACULTY Dollar	NON FACULTY FTE	EMPLOYEE BENEFITS	PERSONAL SERVICE CREDITS	TOTAL PERSONAL SERVICES	TOTAL OPERATING EXPENSES	TOTAL
22-6205-0001	ARD-General Activities	0	0.00	0	0.00	0	0	0	37,500	37,500
22-6205-0002	ARD-Royalty Activities	0	0.00	0	0.00	0	0	0	30,000	30,000
22-6205-0003	ARD Res & Dev Income	0	0.00	0	0.00	0	0	0	30,000	30,000
22-6205-0004	ARD Development Program	0	0.00	0	0.00	0	0	0	200,000	200,000
22-6205-0005	ARD Biotechnology Field Research	0	0.00	154,308	3.00	42,589	0	196,897	0	196,897
22-6205-0007	IANR Consolidated Greenhouse Mgm	0	0.00	173,241	4.00	47,814	0	221,055	32,158	253,213
22-6211-0002	Water Cnt Research Revolving	0	0.00	0	0.00	0	0	0	22,162	22,162
22-6211-0003	Water Science Lab-Service Center	10,767	0.10	104,273	2.00	31,752	0	146,792	5,898	152,690
22-6220-0001	ALEC-Platte Basin Time Lapse	0	0.00	17,768	0.50	4,904	0	22,672	0	22,672
22-6221-0001	Biol Sys Engr-Rogers Farm	0	0.00	47,624	1.10	13,145	0	60,769	170,713	231,482
22-6221-0002	BSE Soil/Water Vehicles	0	0.00	0	0.00	0	0	0	8,000	8,000
22-6221-0003	Biol Sys Engr-Shop	0	0.00	7,532	1.31	2,080	0	9,612	32,000	41,612
22-6221-0004	BSE Subiah Rsch Revolving	0	0.00	0	0.00	0	0	0	5,000	5,000
22-6221-0006	BSE Koelsch Rsh Revolving	0	0.00	0	0.00	0	0	0	500	500
22-6221-0007	BSE Martin/Eisenhauer Rsch Revolving	0	0.00	0	0.00	0	0	0	2,000	2,000
22-6221-0008	BSE Schulte Rsch Revolving	0	0.00	0	0.00	0	0	0	700	700
22-6221-0009	BSE Schulte/Koelsch Rsch Revolving	0	0.00	0	0.00	0	0	0	500	500
22-6221-0010	BSE Dept Rsch Revolving	135,930	2.00	148,189	3.00	78,417	0	362,536	13,510	376,046
22-6221-0017	BSE Irmak Rsch Revolving	0	0.00	0	0.00	0	0	0	95,023	95,023
22-6221-0019	BSE Royalties	0	0.00	0	0.00	0	0	0	1,000	1,000
22-6222-0001	Agron-Hort Operations Admin	0	0.00	2,000	0.00	552	0	2,552	57,553	60,105
22-6222-0004	Agr Lagrimini Research	0	0.00	0	0.00	0	0	0	13,500	13,500
22-6222-0008	Agro Soybean Research	0	0.00	0	0.00	0	0	0	49,374	49,374
22-6222-0010	Agro Wheat Germplasm	0	0.00	40,407	0.50	11,153	0	51,560	104,371	155,931
22-6222-0014	Agr-Ferguson Revolving	0	0.00	0	0.00	0	0	0	43,594	43,594
22-6222-0034	NIR Analyzer Srv Cnt	0	0.00	0	0.00	0	0	0	10,000	10,000
22-6222-0035	Graef Combine Srv Cnt	0	0.00	0	0.00	0	0	0	25,000	25,000
22-6222-0036	Graef Planter Srv Cnt	0	0.00	0	0.00	0	0	0	15,000	15,000
22-6222-0043	Blanco Lab Service Center	0	0.00	0	0.00	0	0	0	4,000	4,000
22-6222-0050	Jhala Research Revolving	0	0.00	0	0.00	0	0	0	14,000	14,000
22-6222-0051	Graef Bayer Research Rvlg	0	0.00	0	0.00	0	0	0	132,000	132,000
22-6222-1001	Agro Farm Service Center	0	0.00	151,248	3.33	41,744	0	192,992	449,929	642,921
22-6222-2003	Hort-Fleming Trust Royalties	0	0.00	4,000	0.00	1,104	0	5,104	2,000	7,104
22-6222-3333	Agr/Hort Non-Budgeted Positions	0	0.00	415,202	9.25	114,596	0	529,798	429,255	959,053
22-6225-0001	Statistical Srv	0	0.00	0	0.00	0	0	0	2,000	2,000
22-6225-0002	STAT-KME Eskridge	0	0.00	0	0.00	0	0	0	3,000	3,000
22-6225-0004	Statistics-Revolving	0	0.00	0	0.00	0	0	0	15,000	15,000
22-6225-0005	STAT EOB Blankenship	0	0.00	0	0.00	0	0	0	9,000	9,000
22-6225-0006	STAT Bioinformatics	0	0.00	0	0.00	0	0	0	15,000	15,000
22-6225-0007	STAT SDK Kachman	0	0.00	0	0.00	0	0	0	3,000	3,000
22-6226-0001	Animal Science Research Activities	0	0.00	207,865	5.10	57,371	0	265,236	9,000	274,236
22-6226-0002	Animal Science Meat Lab	0	0.00	25,000	0.00	6,900	0	31,900	40,000	71,900
22-6226-0003	Animal Science Dairy	0	0.00	0	0.00	0	0	0	122,000	122,000
22-6226-0004	Animal Science Beef Feed Lot	0	0.00	200,250	5.33	55,269	0	255,519	5,285,434	5,540,953

COST OBJECT LISTING BY SUB PROGRAM
2018-2019GENERAL OPERATING BUDGET
UNIVERSITY OF NEBRASKA - LINCOLN
INSTITUTE OF AGRICULTURE AND NATURAL RESOURCES

SUBPROGRAM #/NAME: 62 Agriculture Research Division

IANR-State General Fund-715 Revolving/Designated

COST OBJECT		FACULTY Dollar	FACULTY FTE	NON FACULTY Dollar	NON FACULTY FTE	EMPLOYEE BENEFITS	PERSONAL SERVICE CREDITS	TOTAL PERSONAL SERVICES	TOTAL OPERATING EXPENSES	TOTAL
22-6226-0005	Animal Science Poultry Operations	0	0.00	0	0.00	0	0	0	36,353	36,353
22-6226-0006	Animal Science Beef Physiology & Mgmt	0	0.00	91,916	1.62	25,369	0	117,285	225,000	342,285
22-6226-0008	Animal Science Swine Farms	0	0.00	82,468	2.00	22,760	0	105,228	460,300	565,528
22-6226-0009	Animal Science Dalby Halleck Farm	0	0.00	0	0.00	0	0	0	100	100
22-6226-0010	Animal Science Feedmill	0	0.00	64,798	1.50	17,884	0	82,682	490,000	572,682
22-6226-0011	Animal Sci-Royalty Inc	0	0.00	33,106	1.00	9,137	0	42,243	100	42,343
22-6226-0012	ANSC Index Line Royalty Revolving	0	0.00	14,970	0.35	4,132	0	19,102	150	19,252
22-6226-0016	ANSC CRC Calkins	0	0.00	0	0.00	0	0	0	11,000	11,000
22-6226-0017	ANSC RUM Ruminant Nutrition	76,041	1.00	64,540	1.67	38,801	0	179,382	30,964	210,346
22-6226-0018	ANSC RWM Sullivan	0	0.00	0	0.00	0	0	0	100	100
22-6226-0021	ANSC PJK Kononoff	0	0.00	0	0.00	0	0	0	28,500	28,500
22-6226-0023	ANSC MOU Mouse Lab	0	0.00	0	0.00	0	0	0	11,000	11,000
22-6226-0033	ANSC ddPCR Facility	0	0.00	0	0.00	0	0	0	20,000	20,000
22-6226-0039	ANSC Beef Systems	0	0.00	0	0.00	0	0	0	170,000	170,000
22-6226-0042	ANSC Fernando Service Center	0	0.00	0	0.00	0	0	0	10,000	10,000
22-6228-0001	Entomology Operations	0	0.00	0	0.00	0	0	0	82,181	82,181
22-6228-0002	Entomology Toxicology Research	0	0.00	82,033	2.00	22,641	0	104,674	51,790	156,464
22-6228-0003	ENTO RJW Wright	0	0.00	0	0.00	0	0	0	8,500	8,500
22-6228-0005	ENTO LJM Meinke	0	0.00	6,720	0.16	1,855	0	8,575	200	8,775
22-6230-0001	Biochemistry Chemical Services	270,606	5.00	776,444	17.75	288,985	0	1,336,035	300,286	1,636,321
22-6231-0001	Food Science & Technology Food Products	0	0.00	217,056	9.36	59,909	0	276,965	459,283	736,248
22-6231-0003	Food Processing Center	-58,696	0.99	231,394	4.54	47,666	0	220,364	271,415	491,779
22-6231-0006	Food Sci/FPC/FARRP	0	0.00	3,974	0.25	1,097	0	5,071	1,517,137	1,522,208
22-6231-0007	FARRP-Funded Faculty	0	0.00	0	0.00	0	0	0	77,897	77,897
22-6231-0011	FST -Sensory Lab	0	0.00	0	0.00	0	0	0	2,000	2,000
22-6231-0017	FST Research Hutkins	0	0.00	0	0.00	0	0	0	8,000	8,000
22-6231-0020	FARRP Johnson Salary	47,043	0.59	0	0.00	12,984	0	60,027	32,121	92,148
22-6231-0021	FARRP Downs Salary	0	0.00	0	0.00	0	0	0	21,980	21,980
22-6231-0025	FST Res Rev Ramer-Tait	0	0.00	45,840	1.00	12,652	0	58,492	0	58,492
22-6231-0036	FoodSci Res Rev Jackson	0	0.00	0	0.00	0	0	0	1,000	1,000
22-6231-0040	FoodSci Res Rev Wehling	0	0.00	0	0.00	0	0	0	950	950
22-6231-1002	FPC Entrpreneurs	0	0.00	0	0.00	0	0	0	6,696	6,696
22-6231-1009	FPC Microbiology Lab	41,815	0.40	0	0.00	11,541	0	53,356	32,497	85,853
22-6231-1013	FPC - Pilot Plants	0	0.00	50,692	1.00	13,991	0	64,683	77,785	142,468
22-6231-1021	FPC Product Development	0	0.00	0	0.00	0	0	0	54,392	54,392
22-6231-1031	FARRP Workshops	0	0.00	49,592	1.00	13,688	0	63,280	0	63,280
22-6231-1032	FARRP Information Services	0	0.00	46,423	1.00	12,812	0	59,235	0	59,235
22-6231-1040	FARRP Analytical Process	0	0.00	807,017	18.00	222,737	0	1,029,754	130,095	1,159,849
22-6231-1041	FARRP - Post Doc	0	0.00	46,211	1.00	12,754	0	58,965	47,250	106,215
22-6231-1060	FPC Dairy Plant	0	0.00	35,374	1.00	9,763	0	45,137	34,965	80,102
22-6231-1061	FPC Dairy Store	0	0.00	69,668	2.00	19,229	0	88,897	28,911	117,808
22-6231-1067	FPC ARE	10,453	0.10	0	0.00	2,885	0	13,338	75,010	88,348
22-6231-1075	FPC-Sensory Analysis	0	0.00	0	0.00	0	0	0	13,524	13,524
22-6231-1076	FPC State Fair	0	0.00	0	0.00	0	0	0	3,614	3,614
22-6231-1080	FPC-Entrepreneurial Product Development	0	0.00	0	0.00	0	0	0	11,222	11,222
22-6231-2006	FARRP Collaborative Rsch	0	0.00	61,126	1.00	16,871	0	77,997	0	77,997
22-6231-2007	FARRP Admin	0	0.00	106,382	2.00	29,360	0	135,742	0	135,742
22-6231-2039	FARRP-Johnson Startup	0	0.00	53,577	1.00	14,788	0	68,365	0	68,365
22-6231-2040	FARRP-Downs Startup	0	0.00	48,563	1.00	13,404	0	61,967	40,840	102,807
22-6231-3000	FST AAFS Memberships	148,901	1.00	48,753	1.00	54,553	0	252,207	0	252,207
22-6235-0001	Plant Path Admin	0	0.00	18,313	0.00	5,054	0	23,367	25,000	48,367

COST OBJECT LISTING BY SUB PROGRAM
2018-2019GENERAL OPERATING BUDGET
UNIVERSITY OF NEBRASKA - LINCOLN
INSTITUTE OF AGRICULTURE AND NATURAL RESOURCES

SUBPROGRAM #/NAME: 62 Agriculture Research Division

IANR-State General Fund-715 Revolving/Designated

COST OBJECT		FACULTY Dollar	FACULTY FTE	NON FACULTY Dollar	NON FACULTY FTE	EMPLOYEE BENEFITS	PERSONAL SERVICE CREDITS	TOTAL PERSONAL SERVICES	TOTAL OPERATING EXPENSES	TOTAL
22-6235-3333	PPath Non-Budgeted Positions	99,301	1.12	293,013	6.88	108,278	0	500,592	54,163	554,755
22-6236-0001	Nutritional & Health Sciences	0	0.00	23,777	0.50	6,563	0	30,340	112,064	142,404
22-6236-0004	BORC Service Center	0	0.00	43,136	1.00	11,906	0	55,042	0	55,042
22-6238-0001	SNR Misc Revolving	0	0.00	0	0.00	0	0	0	320,000	320,000
22-6238-0002	SNR Weather Revolving	0	0.00	0	0.00	0	0	0	315,000	315,000
22-6238-0003	Nat Res Sci Rsch Mead	0	0.00	116,091	1.90	32,041	0	148,132	110,725	258,857
22-6238-0005	Misc Revolving-Hu	0	0.00	0	0.00	0	0	0	4,000	4,000
22-6238-0007	Fish and Wildlife Coop Residual	0	0.00	0	0.00	0	0	0	3,500	3,500
22-6238-0011	SNRS RR Nebr Hall	0	0.00	0	0.00	0	0	0	3,500	3,500
22-6238-0012	Forestry Wildlife Vehicles	0	0.00	0	0.00	0	0	0	5,000	5,000
22-6238-0014	CSD Drilling Revolving	0	0.00	15,000	0.00	4,140	0	19,140	70,000	89,140
22-6238-0016	SNR IT/GIS Revolving	0	0.00	0	0.00	0	0	0	5,000	5,000
22-6238-0017	CSD Soils Mapping Revolving	0	0.00	20,000	0.00	5,520	0	25,520	5,000	30,520
22-6238-0019	SNR NESEN	0	0.00	0	0.00	0	0	0	500	500
22-6238-0020	Hardin Hall Key Deposit	0	0.00	0	0.00	0	0	0	500	500
22-6238-0022	SNR CALMIT Field Work Revolving	0	0.00	0	0.00	0	0	0	2,000	2,000
22-6238-0023	SNR CALMIT Aerial	34,753	0.50	0	0.00	9,592	0	44,345	6,000	50,345
22-6238-0024	SNR CALMIT Airborne Remote Sensing	34,753	0.50	0	0.00	9,592	0	44,345	30,000	74,345
22-6238-0025	SNR RR Hydrogeochem Lab-Harvey	0	0.00	0	0.00	0	0	0	1,000	1,000
22-6238-0028	SNR Test Hole Sibray	0	0.00	0	0.00	0	0	0	1,000	1,000
22-6238-0029	SNR Survey Conference	0	0.00	0	0.00	0	0	0	3,500	3,500
22-6238-0030	SNR GIS Project-UNL Police	0	0.00	0	0.00	0	0	0	500	500
22-6238-0031	SNR-GSI Support Revolving	0	0.00	0	0.00	0	0	0	500	500
22-6238-0033	SNR Research project - Larkin Powell	0	0.00	0	0.00	0	0	0	2,000	2,000
22-6238-0034	SNR Coulter Counter Op/Rpr/Maint	0	0.00	0	0.00	0	0	0	2,000	2,000
22-6238-0035	SNR-RR-Vehicle Acct Fish & Wildlife Unit	0	0.00	0	0.00	0	0	0	85,000	85,000
22-6238-0036	SNR-Hines Inventory	0	0.00	0	0.00	0	0	0	3,000	3,000
22-6238-0038	SNR-Workroom	0	0.00	0	0.00	0	0	0	40,000	40,000
22-6238-0040	SNR-RR-Hardin Hall Printer Srv Cnt	0	0.00	0	0.00	0	0	0	1,000	1,000
22-6238-0041	SNR-RR-Survey Vehicle Srv Cnt	0	0.00	0	0.00	0	0	0	35,000	35,000
22-6238-0042	SNR-Thomas/Burgin Vehicle Srv Cnt	0	0.00	0	0.00	0	0	0	5,000	5,000
22-6238-0043	Suyker Vehicle Service Center	0	0.00	0	0.00	0	0	0	1,500	1,500
22-6238-0047	SNR-Web Services	0	0.00	0	0.00	0	0	0	500	500
22-6238-0048	SNR-OSL	0	0.00	0	0.00	0	0	0	10,000	10,000
22-6238-0051	SNR-Soil Moisture Spacial Mapping	0	0.00	0	0.00	0	0	0	20,000	20,000
22-6238-0052	SNR-Drilling Residual Funds	0	0.00	0	0.00	0	0	0	50,000	50,000
22-6238-1050	Nebraska Mesonet-Shulski	0	0.00	141,201	2.00	38,972	0	180,173	0	180,173
22-6238-1053	HPRCC Umphlett	0	0.00	0	0.00	0	0	0	61,524	61,524
22-6238-3333	SNR Non-Budgeted Positions	125,612	1.52	254,950	4.87	105,036	0	485,598	170,975	656,573
22-6238-3555	SVY Non-Budgeted Positions	0	0.00	19,206	0.56	5,301	0	24,507	33,880	58,387
22-6239-0002	Vet Biomed Sci-Diagnostic Lab	124,557	1.00	244,287	5.76	101,802	0	470,646	500,072	970,718
22-6239-0014	VBMS DRR Kelling	0	0.00	0	0.00	0	0	0	250	250
22-6239-0016	VBMS DRR Moxley	0	0.00	0	0.00	0	0	0	500	500
22-6239-0018	VBMS DRR Admin	0	0.00	115,641	2.00	31,917	0	147,558	0	147,558
22-6239-0021	SVMBS VDC Loy	0	0.00	0	0.00	0	0	0	250	250
22-6239-1210	VBMS DRR Virology	0	0.00	36,632	1.00	10,110	0	46,742	0	46,742
22-6241-0001	Northeast Center Operations	0	0.00	86,814	2.10	23,961	0	110,775	194,404	305,179
22-6242-0001	West Central Station Operations	0	0.00	34,212	1.00	9,443	0	43,655	361,360	405,015
22-6242-0002	West Central Center Gudmunds Rsch Center	0	0.00	18,511	0.34	5,110	0	23,621	413,838	437,459
22-6242-0003	WCREC Water Lab	0	0.00	15,308	0.29	4,225	0	19,533	385,096	404,629
22-6242-0005	WCREC Wind Tunnel	0	0.00	110,617	2.25	30,531	0	141,148	102,147	243,295

COST OBJECT LISTING BY SUB PROGRAM
2018-2019GENERAL OPERATING BUDGET
UNIVERSITY OF NEBRASKA - LINCOLN
INSTITUTE OF AGRICULTURE AND NATURAL RESOURCES

SUBPROGRAM #/NAME: 62 Agriculture Research Division

IANR-State General Fund-715 Revolving/Designated

COST OBJECT		FACULTY Dollar	FACULTY FTE	NON FACULTY Dollar	NON FACULTY FTE	EMPLOYEE BENEFITS	PERSONAL SERVICE CREDITS	TOTAL PERSONAL SERVICES	TOTAL OPERATING EXPENSES	TOTAL
22-6242-0006	WCREC GSL Dorms	0	0.00	0	0.00	0	0	0	5,614	5,614
22-6242-0007	WCREC GSL Ag Labor	0	0.00	84,844	2.00	23,418	0	108,262	20,633	128,895
22-6242-0016	WCREC Adesemoye Biocontrol Residual Bal	0	0.00	9,870	0.25	2,725	0	12,595	0	12,595
22-6242-1003	WCREC West Place	0	0.00	26,641	0.61	7,353	0	33,994	0	33,994
22-6242-1004	WCREC Farm Dept.	0	0.00	21,634	0.40	5,971	0	27,605	73	27,678
22-6242-1010	WCREC-Permanent Budget Home	57,192	1.00	39,903	1.25	26,798	0	123,893	0	123,893
22-6243-0001	Panhandle Center Operations	0	0.00	0	0.00	0	0	0	3,000	3,000
22-6243-0002	Panhandle Center Crops	0	0.00	97,681	2.40	26,961	0	124,642	222,748	347,390
22-6243-0003	Panhandle Center Livestock	0	0.00	72,870	1.21	20,113	0	92,983	2,002,928	2,095,911
22-6243-0004	Panhandle Center Hpal	0	0.00	0	0.00	0	0	0	114,000	114,000
22-6243-0008	PHREC-Plot Combine Srv Cnt	0	0.00	0	0.00	0	0	0	5,000	5,000
22-6243-0010	PHREC-Wheat Bd HPAL Eqp/Furn/Supp	0	0.00	0	0.00	0	0	0	3,000	3,000
22-6243-0011	Panhandle Center - Sioux Range	0	0.00	0	0.00	0	0	0	8,000	8,000
22-6243-0012	Panhandle Center - HPAL Range	0	0.00	0	0.00	0	0	0	15,000	15,000
22-6243-0013	PREC Alternative Crops Pickup SC	0	0.00	0	0.00	0	0	0	5,000	5,000
22-6243-0014	PREC Greenhouse Service Center	0	0.00	0	0.00	0	0	0	15,000	15,000
22-6246-0001	South Central Ag Lab Revlg Op	0	0.00	85,184	1.82	23,511	0	108,695	333,703	442,398
22-6248-0001	Indust Ag Prod Cnt-Operations	0	0.00	31,510	0.45	8,697	0	40,207	13,779	53,986
22-6262-0002	PSI Revolving	0	0.00	0	0.00	0	0	0	334,408	334,408
22-6262-0003	BBC Greenhouse	0	0.00	0	0.00	0	0	0	17,928	17,928
22-6270-0001	ENREC/ARDC-Facilities Operations	0	0.00	13,500	0.50	3,727	0	17,227	50,500	67,727
22-6270-0002	ENREC/ARDC-Farming Operations	0	0.00	326,525	8.13	90,120	0	416,645	1,516,000	1,932,645
22-6270-0004	ENREC/ARDC-Development Fund	0	0.00	0	0.00	0	0	0	400,000	400,000
22-6270-0005	ENREC-CREB Addition Project	0	0.00	0	0.00	0	0	0	361,000	361,000
22-6270-0007	ENREC-ARDC Insured Events Revolving	0	0.00	0	0.00	0	0	0	100,000	100,000
22-6270-0008	ENREC-PBX Operations Revolving	0	0.00	0	0.00	0	0	0	30,000	30,000
22-6270-0009	ENREC-Reimb Revolving-O&M	0	0.00	0	0.00	0	0	0	1,000	1,000
22-6270-0101	ENREC/ARDC-Fac Oper Reserve	0	0.00	0	0.00	0	0	0	20,000	20,000
	TOTAL	**1,159,028**	**16.82**	**7,254,415**	**164.09**	**2,322,126**	**0**	**10,735,569**	**21,580,844**	**32,316,413**

UNL-Federal Letter of Credit-716 Federal/Restricted

COST OBJECT		FACULTY Dollar	FACULTY FTE	NON FACULTY Dollar	NON FACULTY FTE	EMPLOYEE BENEFITS	PERSONAL SERVICE CREDITS	TOTAL PERSONAL SERVICES	TOTAL OPERATING EXPENSES	TOTAL
24-6230-0198501	NIH Redox Admin Core Year 5	0	0.00	13,809	0.00	3,329	0	17,138	0	17,138
24-6230-0199001	NIH Virtual immune system (R35 MIRA)	0	0.00	55,963	1.00	13,488	0	69,451	0	69,451
24-6236-0094501	Administrative Core Year 5	0	0.00	46,025	1.00	11,092	0	57,117	0	57,117
24-6236-0094502	BORC Core Year 5	58,219	1.00	0	0.00	14,031	0	72,250	0	72,250
24-6236-0094504	Project 2 - Natarajan YR 5	0	0.00	40,000	1.00	9,640	0	49,640	0	49,640
	TOTAL	**58,219**	**1.00**	**155,797**	**3.00**	**51,580**	**0**	**265,596**	**0**	**265,596**

UNL-Federal Advance-717 Federal/Restricted

COST OBJECT		FACULTY Dollar	FACULTY FTE	NON FACULTY Dollar	NON FACULTY FTE	EMPLOYEE BENEFITS	PERSONAL SERVICE CREDITS	TOTAL PERSONAL SERVICES	TOTAL OPERATING EXPENSES	TOTAL
25-6205-0054001	ARS/US MARC Meat Animal Rsch Ctr	0	0.00	3,717,716	100.60	895,969	0	4,613,685	0	4,613,685
25-6211-0032218	MRF FY18 11-002/W-3045	0	0.00	48,213	1.00	11,620	0	59,833	0	59,833
25-6221-0352001	USDA NIFA Improving Variable Rate	0	0.00	50,875	1.00	12,261	0	63,136	0	63,136
25-6222-0703001	USDA Weed Seed Rain Phenology	0	0.00	2,730	0.06	658	0	3,388	0	3,388
25-6222-0810001	USDA Tools & Germplasm for Hybrid Wheat	15,426	0.25	0	0.00	3,717	0	19,143	0	19,143
25-6222-0816004	Optimizing Cropping Everhart	0	0.00	43,444	1.00	10,469	0	53,913	0	53,913
25-6222-0850001	USDA FS Vapor Pressure Deficits	0	0.00	48,777	1.00	11,756	0	60,533	0	60,533

COST OBJECT LISTING BY SUB PROGRAM
2018-2019GENERAL OPERATING BUDGET
UNIVERSITY OF NEBRASKA - LINCOLN
INSTITUTE OF AGRICULTURE AND NATURAL RESOURCES

SUBPROGRAM #/NAME: 62 Agriculture Research Division

UNL-Federal Advance-717 Federal/Restricted

COST OBJECT		FACULTY Dollar	FACULTY FTE	NON FACULTY Dollar	NON FACULTY FTE	EMPLOYEE BENEFITS	PERSONAL SERVICE CREDITS	TOTAL PERSONAL SERVICES	TOTAL OPERATING EXPENSES	TOTAL
25-6222-0852011	Track-2 FEC Year 1 Walia	0	0.00	96,437	2.00	23,241	0	119,678	0	119,678
25-6222-0856001	USDA Herbicide-Resistance-Weedy Sorghum	0	0.00	8,646	0.19	2,084	0	10,730	0	10,730
25-6226-0503218	MRF FY18 26-226/NC-1184	0	0.00	37,058	1.00	8,930	0	45,988	0	45,988
25-6227-0046218	MRF FY18 27-076/NC-1196	0	0.00	0	0.00	11,086	0	11,086	0	11,086
25-6230-0173001	NSF - Simulations in LIFE Courses	0	0.00	25,045	0.50	6,036	0	31,081	0	31,081
25-6230-0173004	NSF - Dauer	0	0.00	48,869	1.00	11,777	0	60,646	0	60,646
25-6230-0200218	MRF FY18 30-131/NC-1203	0	0.00	45,348	1.00	10,929	0	56,277	0	56,277
25-6231-0291218	Hatch/MRF FY18 31-143/W-3150	0	0.00	40,871	1.00	9,849	0	50,720	0	50,720
25-6235-0247218	MRF FY18 35-128/W-3147	0	0.00	19,565	0.49	4,715	0	24,280	0	24,280
25-6235-0275001	USDA ARS White Mold Resistance in Beans	0	0.00	22,404	0.50	5,399	0	27,803	0	27,803
25-6238-0646001	NSF Collaborative Res NASA	0	0.00	49,944	1.00	12,037	0	61,981	0	61,981
25-6238-0648218	McStennis FY18 38-098	0	0.00	9,353	0.20	2,254	0	11,607	0	11,607
25-6238-0677318	McStennis FY18 38-101 Obj 1	0	0.00	15,450	0.20	3,724	0	19,174	0	19,174
25-6238-0733001	NOAA Natl Drought Mitigation	232,695	2.67	506,590	10.00	178,168	0	917,453	0	917,453
25-6238-0741218	Hatch/MRF FY18 38-104/W-2006	0	0.00	43,269	1.00	10,428	0	53,697	0	53,697
25-6238-0750001	USDA ARS GP Agroecosys C Flux	0	0.00	23,608	0.55	5,691	0	29,299	0	29,299
25-6238-0753001	NASA Carbon Across ABoVE Dom	0	0.00	88,096	2.00	21,232	0	109,328	0	109,328
25-6238-0761218	McStennis FY18 38-107	0	0.00	37,409	0.80	9,015	0	46,424	0	46,424
25-6238-0779001	NOAA NPRCC	118,755	1.83	210,035	3.60	79,239	0	408,029	0	408,029
25-6238-0826001	NSF DRK-12 High School Student	0	0.00	42,500	1.00	10,244	0	52,744	0	52,744
25-6238-0848001	USDA OCE Drought Info Services	0	0.00	25,453	0.50	6,134	0	31,587	0	31,587
25-6239-0235002	USDA STEC Obj B Management	0	0.00	75,184	1.00	18,120	0	93,304	0	93,304
25-6239-0235100	USDA STEC in Beef -RM	0	0.00	124,672	3.00	30,047	0	154,719	0	154,719
25-6239-0235146	USDA STEC IN BEEF -DB	0	0.00	41,043	1.00	9,892	0	50,935	0	50,935
25-6241-0232002	USDA NIFA Hunt Evaluating Efficacy of In	0	0.00	53,118	1.12	12,801	0	65,919	0	65,919
25-6242-0203218	MRF FY18 42-113/NC-246 Peterson	0	0.00	9,158	0.25	2,207	0	11,365	0	11,365
25-6242-0203418	MRF FY18 42-113/NC-246 Wright	0	0.00	13,471	0.25	3,246	0	16,717	0	16,717
	TOTAL	**366,876**	**4.75**	**5,624,351**	**139.81**	**1,454,975**	**0**	**7,446,202**	**0**	**7,446,202**

UNL-Trust-Grant/Cont/Loan/End-718 Trust/Restricted

COST OBJECT		FACULTY Dollar	FACULTY FTE	NON FACULTY Dollar	NON FACULTY FTE	EMPLOYEE BENEFITS	PERSONAL SERVICE CREDITS	TOTAL PERSONAL SERVICES	TOTAL OPERATING EXPENSES	TOTAL
26-6211-0022001	CSU Sustain Ag Preserve Ogallala Aquifer	0	0.00	97,877	2.00	18,205	0	116,082	0	116,082
26-6221-0136001	C Platte NRD Measurement Growing Season	0	0.00	19,565	0.50	3,640	0	23,205	0	23,205
26-6221-0189001	UNIV CA BERKELEY SGP Carbon Project	70,116	1.00	0	0.00	13,042	0	83,158	0	83,158
26-6221-0301002	Eberhard Prof of Agriculture-Irmak	15,000	0.00	0	0.00	2,790	0	17,790	0	17,790
26-6221-0343001	NU Fdn Sustainable Irrig Syst	0	0.00	47,207	1.00	8,780	0	55,987	0	55,987
26-6222-0126001	Raikes/Othmer Prof - Mackenzie; Sally	5,000	0.00	0	0.00	930	0	5,930	0	5,930
26-6222-0127001	Othmer Match for Raikes Fd-Mackenzie; S.	5,000	0.00	0	0.00	930	0	5,930	0	5,930
26-6222-0672001	CERES Triticale Cultivars for No-Till Ro	0	0.00	11,651	0.25	2,168	0	13,819	0	13,819
26-6222-0725001	NDA Winter Greenhouse Prod of Medicinal	0	0.00	11,717	0.25	2,180	0	13,897	0	13,897
26-6222-0728001	Grazing & Harvesting Cover Crops Affect	0	0.00	42,889	1.00	7,977	0	50,866	0	50,866
26-6222-0738001	Valent Plant Phenomics	0	0.00	41,136	1.00	7,651	0	48,787	0	48,787
26-6222-0774001	Grassland Agro-Ecosystem Services	0	0.00	48,610	1.00	9,042	0	57,652	0	57,652
26-6222-0858001	OSU Genetic Gain for Soybean Breeding	60,000	1.00	14,238	0.30	13,808	0	88,046	0	88,046
26-6222-0859001	USB Utilizing Unique Genetic Diversity	0	0.00	33,220	0.70	6,179	0	39,399	0	39,399
26-6222-0860001	NCSRP Benchmarking Soybean Production	58,737	1.00	0	0.00	10,926	0	69,663	0	69,663
26-6222-0862001	NE Soybean Bd Winter Nursery Support FY1	0	0.00	42,342	1.00	7,876	0	50,218	0	50,218
26-6226-0516001	UNMC Steroidogenesis	0	0.00	40,700	1.00	7,571	0	48,271	0	48,271
26-6230-0185001	UMC Substrate Channeling in Proline Met	0	0.00	36,307	1.00	6,753	0	43,060	0	43,060

COST OBJECT LISTING BY SUB PROGRAM
2018-2019GENERAL OPERATING BUDGET
UNIVERSITY OF NEBRASKA - LINCOLN
INSTITUTE OF AGRICULTURE AND NATURAL RESOURCES

SUBPROGRAM #/NAME: 62 Agriculture Research Division

UNL-Trust-Grant/Cont/Loan/End-718 Trust/Restricted

COST OBJECT		FACULTY Dollar	FACULTY FTE	NON FACULTY Dollar	NON FACULTY FTE	EMPLOYEE BENEFITS	PERSONAL SERVICE CREDITS	TOTAL PERSONAL SERVICES	TOTAL OPERATING EXPENSES	TOTAL
26-6231-0292001	NDA Beans-Cholesterol	0	0.00	36,928	1.00	6,869	0	43,797	0	43,797
26-6231-0299001	Food Science & Tech	123,918	1.00	0	0.00	23,048	0	146,966	0	146,966
26-6236-0116001	AMER EGG BOARD - Exosomes RNA cargos	0	0.00	40,700	1.00	7,571	0	48,271	0	48,271
26-6238-0439010	NGPC MO River Sportfish Ecology yr 10	66,375	1.00	0	0.00	12,346	0	78,721	0	78,721
26-6238-0619001	NGPC Wind Power-Prairie Grouse	22,657	0.34	0	0.00	4,214	0	26,871	0	26,871
26-6238-0702001	NDEQ Ag Data Clearinghouse	0	0.00	48,716	1.00	9,061	0	57,777	0	57,777
26-6238-0717002	LBNL AmeriFlux Core Site Ntwk	0	0.00	18,960	0.45	3,527	0	22,487	0	22,487
26-6238-0719001	NGPC Wildlife Mgt-Human Dimens	43,370	0.50	0	0.00	8,066	0	51,436	0	51,436
26-6238-0765001	ICBA MENA Reg Drought Management	0	0.00	54,810	0.75	10,195	0	65,005	0	65,005
26-6238-0772001	NGPC Nebraska Sportsperson	0	0.00	58,997	1.00	10,974	0	69,971	0	69,971
26-6238-0794003	NGPC Tern and Plover-YR3	43,984	0.66	0	0.00	8,181	0	52,165	0	52,165
26-6238-0796001	NGPC Nebraska Wildlife	0	0.00	48,498	1.00	9,021	0	57,519	0	57,519
26-6238-0822001	IPAS NGPC Wildlife Survey	0	0.00	48,790	1.00	9,075	0	57,865	0	57,865
26-6238-0824001	LPSNRD Geologist-Hydrogeologist	0	0.00	33,817	0.50	6,290	0	40,107	0	40,107
26-6238-0825001	NET Nebraska Master Naturalist	0	0.00	39,629	1.00	7,371	0	47,000	0	47,000
26-6238-6001374	NGPC Pheasant Population-Seg 2	0	0.00	36,576	1.00	6,804	0	43,380	0	43,380
26-6238-6001455	NGPC Human Dimensions-NE Fish 10	63,459	1.00	0	0.00	11,803	0	75,262	0	75,262
26-6238-6001514	NGPC Invasive Species-Seg 9	0	0.00	54,303	1.00	10,100	0	64,403	0	64,403
26-6238-6027003	NGPC RWBJV Sci Coord-yr 3	0	0.00	51,010	1.00	9,488	0	60,498	0	60,498
26-6238-6028001	NGPC Hunter Survey Phase II	54,101	1.00	0	0.00	10,063	0	64,164	0	64,164
26-6242-0179001	NU Foundation Gudmendsen Sandhills Lab	0	0.00	10,269	0.19	1,909	0	12,178	0	12,178
26-6261-0012002	Beef Systems Initiative-MacDonald	0	0.00	32,983	1.00	6,134	0	39,117	0	39,117
26-6271-0001003	NFHC-Raikes-Mouse	0	0.00	31,882	1.00	5,930	0	37,812	0	37,812
27-6222-0020001	Horticulture Project 20-138	0	0.00	9,501	0.25	1,768	0	11,269	0	11,269
27-6222-0211001	SCAL Weed Sci	0	0.00	42,311	0.75	7,870	0	50,181	0	50,181
27-6222-0390001	Haskins Plant Genetics PROF - Hyten	5,000	0.00	0	0.00	930	0	5,930	0	5,930
27-6222-0593001	Francis Misc Donors	0	0.00	11,550	0.25	2,149	0	13,699	0	13,699
27-6222-0626001	NSP Soybean Breeding Research	0	0.00	41,798	1.00	7,775	0	49,573	0	49,573
27-6222-0627001	NSP Presidential Chair Stipend - Graef	30,000	0.00	0	0.00	5,580	0	35,580	0	35,580
27-6222-0746001	Othmer Match/Haskins Prof - Hyten Jr.	5,000	0.00	0	0.00	930	0	5,930	0	5,930
27-6224-0150001	Eberhard Prof of Agriculture-Giannakas	15,000	0.00	0	0.00	2,790	0	17,790	0	17,790
27-6224-0179001	Roy Frederick Prof-Azzam	10,000	0.00	0	0.00	1,860	0	11,860	0	11,860
27-6224-0180001	Roy Frederick Prof-Fulginiti	10,000	0.00	0	0.00	1,860	0	11,860	0	11,860
27-6228-0001001	Dept Discretion Industry Donors	0	0.00	15,078	0.32	2,804	0	17,882	0	17,882
27-6228-0258001	Insect Management Industry-Wright	0	0.00	13,471	0.25	2,506	0	15,977	0	15,977
27-6230-0174001	George Holmes Prof-DiRusso	15,000	0.00	0	0.00	2,790	0	17,790	0	17,790
27-6235-0284001	Van Etten Foundation Funds	53,204	1.00	0	0.00	9,895	0	63,099	0	63,099
27-6241-0001001	Swine - NEREC #42-023	0	0.00	24,128	0.63	4,487	0	28,615	0	28,615
27-6241-0002001	Weed Sci - Knezevic'S Nerec #42-013	0	0.00	40,700	1.00	7,571	0	48,271	0	48,271
27-6241-0006001	Agronomy - Shapiro Nerec # 42-024	0	0.00	6,240	0.12	1,160	0	7,400	0	7,400
27-6242-0008001	Neb Beef Cow-Calf Professorship	10,000	0.00	0	0.00	1,860	0	11,860	0	11,860
27-6243-0001001	Panhandle R&E Gen Rsch Fund - Soils Prog	0	0.00	11,610	0.25	2,160	0	13,770	0	13,770
27-6243-0002001	William F Fawcett Fund	0	0.00	7,937	0.25	1,476	0	9,413	0	9,413
27-6243-0004001	Dryland Cropping Systems Rsch Fund	0	0.00	8,458	0.25	1,573	0	10,031	0	10,031
27-6243-0005001	Alternative Crops Breeding - Santra	0	0.00	34,579	1.00	6,432	0	41,011	0	41,011
27-6243-0008001	Weed Control Res Fund - Wilson	0	0.00	33,792	1.00	6,286	0	40,078	0	40,078
27-6243-0009001	Plan Diseases Research Fund - Harveson	0	0.00	30,866	0.85	5,741	0	36,607	0	36,607
27-6243-0013001	Murphy Arboretum Fund - Hergert	0	0.00	27,480	0.75	5,111	0	32,591	0	32,591
27-6243-0140001	Potato Research	0	0.00	13,643	0.35	2,538	0	16,181	0	16,181
27-6243-0220001	Schild Misc Donors	0	0.00	12,836	0.40	2,388	0	15,224	0	15,224
27-6243-0428001	Range Program Misc Donor	0	0.00	8,281	0.25	1,540	0	9,821	0	9,821

COST OBJECT LISTING BY SUB PROGRAM
2018-2019GENERAL OPERATING BUDGET
UNIVERSITY OF NEBRASKA - LINCOLN
INSTITUTE OF AGRICULTURE AND NATURAL RESOURCES

SUBPROGRAM #/NAME: 62 Agriculture Research Division

UNL-Trust-Grant/Cont/Loan/End-718 Trust/Restricted

COST OBJECT		FACULTY Dollar	FACULTY FTE	NON FACULTY Dollar	NON FACULTY FTE	EMPLOYEE BENEFITS	PERSONAL SERVICE CREDITS	TOTAL PERSONAL SERVICES	TOTAL OPERATING EXPENSES	TOTAL
27-6248-0058001	Corn Board Endowment	0	0.00	82,519	1.60	15,349	0	97,868	0	97,868
27-6271-0003001	NE Food for Health Presidential Chair-Be	30,000	0.00	0	0.00	5,580	0	35,580	0	35,580
27-6271-0003002	NFHC Discretionary	0	0.00	71,057	1.00	13,217	0	84,274	0	84,274
	TOTAL	**814,921**	**9.50**	**1,682,162**	**37.41**	**464,464**	**0**	**2,961,547**	**0**	**2,961,547**

UNL-Auxiliary-719 Auxiliaries & Services/Restricted

COST OBJECT		FACULTY Dollar	FACULTY FTE	NON FACULTY Dollar	NON FACULTY FTE	EMPLOYEE BENEFITS	PERSONAL SERVICE CREDITS	TOTAL PERSONAL SERVICES	TOTAL OPERATING EXPENSES	TOTAL
23-6205-0001	ARD-Husker Genetics Oper	0	0.00	258,238	4.50	76,438	0	334,676	726,453	1,061,129
23-6205-0002	ARD-MARC	0	0.00	308,943	5.00	91,447	0	400,390	2,578,287	2,978,677
23-6222-0005	Agr-Wortmann Srv Prod Testing	0	0.00	0	0.00	0	0	0	2,000	2,000
23-6222-0007	Mason Product Testing Trials	0	0.00	0	0.00	0	0	0	15,000	15,000
23-6222-0008	Agr-Ferguson-Industry Fee	0	0.00	0	0.00	0	0	0	1,500	1,500
23-6222-0010	Agro Alfalfa Variety	0	0.00	7,000	0.00	2,072	0	9,072	10,000	19,072
23-6222-0012	Hort Sousek	0	0.00	0	0.00	0	0	0	16,000	16,000
23-6235-0002	Plt Path Mitra Lab Tests	0	0.00	0	0.00	0	0	0	2,000	2,000
23-6235-0004	Plant Path Nematode Diagnostics	0	0.00	21,527	0.49	6,372	0	27,899	0	27,899
	TOTAL	**0**	**0.00**	**595,708**	**9.99**	**176,329**	**0**	**772,037**	**3,351,240**	**4,123,277**
	SUB PROGRAM TOTAL	**20,602,609**	**203**	**31,014,337**	**626**	**13,519,986**	**0**	**65,136,932**	**27,903,186**	**93,040,118**

SUBPROGRAM #/NAME: 63 Cooperative Extension Service

IANR-State General Fund-715 State & University Generated/Unrestricted

COST OBJECT		FACULTY Dollar	FACULTY FTE	NON FACULTY Dollar	NON FACULTY FTE	EMPLOYEE BENEFITS	PERSONAL SERVICE CREDITS	TOTAL PERSONAL SERVICES	TOTAL OPERATING EXPENSES	TOTAL
21-6306-0001	Dean Col Ed & Human Sci	0	0.00	69,239	0.13	18,487	0	87,726	1,000	88,726
21-6308-0001	CED Dean-Operating	39,858	0.29	1,335,672	11.49	367,266	0	1,742,796	399,930	2,142,726
21-6309-0002	CED-Educator Recruitment	0	0.00	0	0.00	0	0	0	25,000	25,000
21-6309-0006	CED-Special	1,719,686	10.50	4,270	0.25	490,726	0	2,214,682	0	2,214,682
21-6309-0007	CED-Husker Harvest Days	0	0.00	0	0.00	0	0	0	50,000	50,000
21-6309-0009	CED-Telecommunications	0	0.00	0	0.00	0	0	0	34,500	34,500
21-6309-0010	CED - ITS Support	0	0.00	0	0.00	0	0	0	220,000	220,000
21-6311-0002	DWFI-WC Extension	0	0.00	26,002	0.25	6,942	0	32,944	20,565	53,509
21-6320-0001	ALEC-Extension Operating	59,117	0.75	80,031	1.60	37,153	0	176,301	16,226	192,527
21-6320-0002	ALEC-PRTLP-Forsberg	28,678	0.25	0	0.00	7,657	0	36,335	0	36,335
21-6321-0001	Biological Systems Engineering	618,917	5.90	301,352	4.49	245,712	0	1,165,981	23,717	1,189,698
21-6321-5200	WRRI POE-BSE Extension	25,710	0.30	0	0.00	6,865	0	32,575	0	32,575
21-6322-0001	Agronomy-Horticulture Extension	737,683	6.87	245,748	4.59	262,577	0	1,246,008	52,960	1,298,968
21-6324-0001	Agricultural Economics	532,681	5.55	403,976	6.60	250,087	0	1,186,744	27,898	1,214,642
21-6326-0001	Animal Science	958,085	9.54	108,759	2.14	284,847	0	1,351,691	32,422	1,384,113
21-6327-0001	Child Youth & Fam Studies	163,585	1.78	63,722	1.37	60,690	0	287,997	23,854	311,851
21-6328-0001	Entomology	153,130	1.43	136,682	1.97	77,380	0	367,192	27,801	394,993
21-6329-0001	4H Youth Development	751,313	9.48	257,552	4.32	269,367	0	1,278,232	76,494	1,354,726
21-6331-0001	Food Science Extension	249,244	2.39	72,328	0.77	85,858	0	407,430	4,432	411,862
21-6331-0002	Food Sci FPC Ext	20,948	0.25	261,186	3.08	75,331	0	357,465	19,440	376,905
21-6335-0001	Plant Pathology	299,162	3.10	65,024	1.34	97,239	0	461,425	15,086	476,511
21-6336-0001	Nutrition & Health Sciences	199,937	1.78	68,576	1.36	71,693	0	340,206	16,734	356,940
21-6336-0002	NHS-Hospitality/Restrt/Tourism Mgm Ext	0	0.00	17,809	0.50	4,755	0	22,564	0	22,564
21-6337-0001	Textiles Clothing & Design	156,208	1.85	51,637	0.73	55,495	0	263,340	13,638	276,978

COST OBJECT LISTING BY SUB PROGRAM
2018-2019GENERAL OPERATING BUDGET
UNIVERSITY OF NEBRASKA - LINCOLN
INSTITUTE OF AGRICULTURE AND NATURAL RESOURCES

SUBPROGRAM #/NAME: 63 Cooperative Extension Service

IANR-State General Fund-715 State & University Generated/Unrestricted

COST OBJECT		FACULTY Dollar	FACULTY FTE	NON FACULTY Dollar	NON FACULTY FTE	EMPLOYEE BENEFITS	PERSONAL SERVICE CREDITS	TOTAL PERSONAL SERVICES	TOTAL OPERATING EXPENSES	TOTAL
21-6338-0001	Nat Res Sci Extension	167,114	1.80	202,403	2.92	98,661	0	468,178	25,667	493,845
21-6338-0005	Salaries EXT	167,922	2.08	391,041	6.34	149,244	0	708,207	78,005	786,212
21-6339-0001	Veterinary Biomedical Science	49,292	0.25	49,582	0.95	26,399	0	125,273	18,997	144,270
21-6339-0002	Veterinary Biomedical Science-Vet Ed Cnt	36,470	0.30	16,976	0.40	14,269	0	67,715	6,642	74,357
21-6340-0001	Southeast Center	47,686	0.33	279,343	2.01	87,317	0	414,346	38,572	452,918
21-6340-0002	SERec-Extension Educators	1,909,421	27.00	58,406	1.40	525,410	0	2,493,237	45,953	2,539,190
21-6341-0001	Northeast Center	107,233	1.00	242,871	3.79	93,478	0	443,582	168,151	611,733
21-6341-0002	NERec-Extension Educators	2,455,942	35.40	136,238	1.75	692,113	0	3,284,293	13,389	3,297,682
21-6342-0001	West Central Center	474,010	4.50	343,504	5.81	218,278	0	1,035,792	73,876	1,109,668
21-6342-0002	WCRec-Extension Educators	2,515,407	35.30	37,085	1.00	681,517	0	3,234,009	17,269	3,251,278
21-6343-0001	Panhandle Center	551,257	5.84	289,163	4.63	224,394	0	1,064,814	136,590	1,201,404
21-6343-0002	PHRec-Extension Educators	1,137,177	15.80	24,566	0.60	310,186	0	1,471,929	8,843	1,480,772
21-6347-0001	Metro District Extension	0	0.00	138,205	0.95	36,901	0	175,106	0	175,106
21-6347-0002	Metro District-Extension Educators	1,728,607	24.80	104,401	2.00	489,414	0	2,322,422	0	2,322,422
21-6348-0001	Industrial Ag Products	0	0.00	9,117	0.16	2,434	0	11,551	2,987	14,538
21-6361-0001	Center for Grassland Studies	0	0.00	100,836	0.78	26,925	0	127,761	6,151	133,912
21-6368-0001	Plnt Hlth-Extension	0	0.00	17,068	0.10	4,557	0	21,625	0	21,625
21-6370-0001	ENREC-Extension General	40,518	0.49	291,992	4.00	88,780	0	421,290	0	421,290
	TOTAL	**18,101,998**	**216.90**	**6,302,362**	**86.57**	**6,546,404**	**0**	**30,950,764**	**1,742,789**	**32,693,553**

IANR-State General Fund-715 Revolving/Designated

COST OBJECT		FACULTY Dollar	FACULTY FTE	NON FACULTY Dollar	NON FACULTY FTE	EMPLOYEE BENEFITS	PERSONAL SERVICE CREDITS	TOTAL PERSONAL SERVICES	TOTAL OPERATING EXPENSES	TOTAL
22-6309-0001	CED-General Activities	0	0.00	0	0.00	0	0	0	20,000	20,000
22-6309-0004	CED-Communications Activity	0	0.00	0	0.00	0	0	0	40,000	40,000
22-6311-0002	Water Center Rsch Extension	0	0.00	0	0.00	0	0	0	2,000	2,000
22-6321-0001	Biological Systems Engineering-Planning	0	0.00	0	0.00	0	0	0	19,684	19,684
22-6321-0003	Biol Sys Engr-Chemigation	0	0.00	0	0.00	0	0	0	10,500	10,500
22-6321-0004	BSE Franti Ext Revolving	0	0.00	0	0.00	0	0	0	1,000	1,000
22-6321-0005	BSE Physical Groundwater Models	0	0.00	0	0.00	0	0	0	2,500	2,500
22-6321-0006	BSE Ext Woldt	0	0.00	0	0.00	0	0	0	33,000	33,000
22-6321-0010	BSE Woldt Ext Revolving	0	0.00	0	0.00	0	0	0	500	500
22-6321-0015	BSE Ext Rev Stowell	0	0.00	0	0.00	0	0	0	72,483	72,483
22-6321-0016	BSE Ext Rev Jasa	0	0.00	0	0.00	0	0	0	4,000	4,000
22-6321-0017	BSE Ext Rev Irrigation Group	0	0.00	0	0.00	0	0	0	500	500
22-6321-0018	BSE Ext Rev closeout	0	0.00	0	0.00	0	0	0	500	500
22-6321-0019	BSE Ext-Ventilation Workshops	0	0.00	0	0.00	0	0	0	5,000	5,000
22-6321-0022	BSE Ext Hay	0	0.00	0	0.00	0	0	0	100	100
22-6322-0001	Agro Ext Operating	576	0.01	0	0.00	160	0	736	58,143	58,879
22-6322-0010	Agr-Pesticide Education	39,897	0.50	148,556	3.55	52,013	0	240,466	115,770	356,236
22-6322-0019	UNL Marketplace-A/H Weed Guide	0	0.00	0	0.00	0	0	0	7,000	7,000
22-6322-2021	Hort Read	0	0.00	19,205	0.50	5,300	0	24,505	0	24,505
22-6322-3333	Agr/Hort Non-Budgeted Positions	76,246	1.50	0	0.00	21,044	0	97,290	24,063	121,353
22-6324-0002	AgEcon Extension Rev-Administration	0	0.00	52,105	1.00	14,381	0	66,486	87,075	153,561
22-6324-0003	Ag Economics-Farm Financial Mgmt	0	0.00	0	0.00	0	0	0	43,000	43,000
22-6324-0012	AgEcon Extension Rev-Cornhusker	0	0.00	0	0.00	0	0	0	1,000	1,000
22-6324-0013	AgEcon Extension Rev-Lubben	5,648	0.05	0	0.00	1,559	0	7,207	1,495	8,702
22-6324-0020	AgEcon Extension Rev-Jose	0	0.00	0	0.00	0	0	0	16,000	16,000
22-6324-0102	AgEcon Extension Rev-Aiken	0	0.00	0	0.00	0	0	0	2,500	2,500
22-6324-0112	AgEcon Extension Rev-Beginning Farmer	0	0.00	0	0.00	0	0	0	1,500	1,500

COST OBJECT LISTING BY SUB PROGRAM
2018-2019GENERAL OPERATING BUDGET
UNIVERSITY OF NEBRASKA - LINCOLN
INSTITUTE OF AGRICULTURE AND NATURAL RESOURCES

SUBPROGRAM #/NAME: 63 Cooperative Extension Service

IANR-State General Fund-715 Revolving/Designated

COST OBJECT		FACULTY Dollar	FACULTY FTE	NON FACULTY Dollar	NON FACULTY FTE	EMPLOYEE BENEFITS	PERSONAL SERVICE CREDITS	TOTAL PERSONAL SERVICES	TOTAL OPERATING EXPENSES	TOTAL
22-6326-0001	Animal Science Extension Activities	0	0.00	3,000	0.00	828	0	3,828	100	3,928
22-6326-0002	UNL Marketplace-Animal Science	0	0.00	0	0.00	0	0	0	500	500
22-6326-0003	ANSC EXT REV BQA Certification	0	0.00	0	0.00	0	0	0	10,000	10,000
22-6326-0004	ANSC EXT REV BQA NE Beef Council	0	0.00	0	0.00	0	0	0	1,000	1,000
22-6327-0001	CYAF-Exten Operations	0	0.00	0	0.00	0	0	0	160	160
22-6328-0001	Entomology-Extension Operations	0	0.00	22,812	0.75	6,296	0	29,108	46,028	75,136
22-6328-0002	ENTO FPB Baxendale	0	0.00	0	0.00	0	0	0	33,345	33,345
22-6328-1001	Ento Bee Research	0	0.00	36,628	1.00	10,109	0	46,737	0	46,737
22-6329-0001	4H Curriculum	71,431	1.10	126,783	3.00	54,707	0	252,921	283,165	536,086
22-6329-0002	4H Foundation Clearing	0	0.00	87,737	2.00	24,215	0	111,952	32,992	144,944
22-6329-0004	State 4H Camp	0	0.00	60,658	3.70	16,742	0	77,400	97,950	175,350
22-6329-0005	Eastern 4H Camp	0	0.00	106,099	4.70	29,283	0	135,382	312,980	448,362
22-6329-0006	South Central 4H Camp	0	0.00	0	0.00	0	0	0	25,000	25,000
22-6329-0007	4H Citizenship/Civic Ed	0	0.00	0	0.00	0	0	0	5,000	5,000
22-6329-0008	4H Out-of-School	0	0.00	0	0.00	0	0	0	5,000	5,000
22-6329-0009	4H Environment/Outdoor Ed	0	0.00	0	0.00	0	0	0	10,000	10,000
22-6329-0010	4H Leadership/Personal Dev	0	0.00	85,953	2.00	23,723	0	109,676	4,101	113,777
22-6329-0011	4H Science & Technology	0	0.00	0	0.00	0	0	0	134,675	134,675
22-6329-0012	4H System Management	13,713	0.02	0	0.00	3,785	0	17,498	26,961	44,459
22-6329-0013	4H State Fair	0	0.00	0	0.00	0	0	0	150,751	150,751
22-6329-0014	4H Horsemanship	0	0.00	0	0.00	0	0	0	30,000	30,000
22-6329-0015	4H Contests	0	0.00	0	0.00	0	0	0	3,000	3,000
22-6331-0001	Food Sci FPC Workshops	0	0.00	0	0.00	0	0	0	47,000	47,000
22-6331-0002	FST Food Certification	0	0.00	0	0.00	0	0	0	500	500
22-6331-0003	FST Extension-Smith	42,974	0.52	0	0.00	11,861	0	54,835	0	54,835
22-6331-0004	FPC Serv Safe	0	0.00	42,112	1.00	11,622	0	53,734	25,000	78,734
22-6335-0011	PPath-Residual Bal-Jackson-Ziems	0	0.00	59,046	1.50	16,297	0	75,343	0	75,343
22-6336-0001	Nutr & Health Sci-Extension Revolving	56,096	1.00	1,200	0.00	15,815	0	73,111	6,491	79,602
22-6338-0002	Nat Res Sci Extension Conferences	0	0.00	0	0.00	0	0	0	11,000	11,000
22-6338-0004	SNRS-Wildlife Damage Control	0	0.00	0	0.00	0	0	0	15,000	15,000
22-6338-0005	SNR - Ferraro Vehicles	0	0.00	0	0.00	0	0	0	1,000	1,000
22-6338-0008	SNR Sales Revolving	0	0.00	0	0.00	0	0	0	61,371	61,371
22-6338-0009	NMNP Revolving	0	0.00	0	0.00	0	0	0	37,988	37,988
22-6338-0012	NOAA HPRCC-Umphlett	0	0.00	12,723	0.25	3,512	0	16,235	64,537	80,772
22-6338-3333	SNR Non-Budgeted Positions	31,475	0.40	0	0.00	8,686	0	40,161	71,986	112,147
22-6338-3555	SVY Non-Budgeted Positions	0	0.00	6,517	0.19	1,799	0	8,316	18,731	27,047
22-6340-0001	Southeast Dist Extension Rev Operations	0	0.00	5,000	0.01	1,380	0	6,380	50,000	56,380
22-6340-0005	SE District Co Extension Offices Revolv	0	0.00	0	0.00	0	0	0	475,000	475,000
22-6340-1999	SE District Non-Budgeted Positions	0	0.00	33,840	1.00	9,340	0	43,180	130,247	173,427
22-6340-3306	SE District Crop Mgmt Diag Clinic	827	0.01	42,958	1.00	12,085	0	55,870	14,300	70,170
22-6341-0001	Northeast Cnt-Extension Revolving	0	0.00	0	0.00	0	0	0	15,024	15,024
22-6341-0006	NEREC Extension Educator Revolving	0	0.00	0	0.00	0	0	0	325,000	325,000
22-6341-0007	NEREC Interlocal Burt	0	0.00	46,242	1.00	12,762	0	59,004	0	59,004
22-6341-0008	NEREC Interlocal Cuming	0	0.00	36,463	1.00	10,063	0	46,526	1,051	47,577
22-6341-0009	NEREC Interlocal Holt	0	0.00	36,830	1.00	10,165	0	46,995	1,055	48,050
22-6341-0011	NEREC Interlocal Madison	0	0.00	39,778	1.00	10,979	0	50,757	0	50,757
22-6341-1020	NEREC-ER-Heemstra	0	0.00	0	0.00	0	0	0	71,690	71,690
22-6341-3301	NE CWF-Northeast Counties	0	0.00	0	0.00	0	0	0	125,400	125,400
22-6342-0001	West Central Center Exten Operations	0	0.00	0	0.00	0	0	0	157,461	157,461
22-6342-0002	West Central Cnt-Crop Testing	0	0.00	9,600	0.00	2,650	0	12,250	44,836	57,086
22-6342-0004	WCREC Ranch Practicum	0	0.00	5,429	0.10	1,498	0	6,927	15,081	22,008

COST OBJECT LISTING BY SUB PROGRAM
2018-2019GENERAL OPERATING BUDGET
UNIVERSITY OF NEBRASKA - LINCOLN
INSTITUTE OF AGRICULTURE AND NATURAL RESOURCES

SUBPROGRAM #/NAME: 63 Cooperative Extension Service

IANR-State General Fund-715 Revolving/Designated

COST OBJECT		FACULTY Dollar	FACULTY FTE	NON FACULTY Dollar	NON FACULTY FTE	EMPLOYEE BENEFITS	PERSONAL SERVICE CREDITS	TOTAL PERSONAL SERVICES	TOTAL OPERATING EXPENSES	TOTAL
22-6342-0006	WCREC Variety Testing	0	0.00	0	0.00	0	0	0	35,000	35,000
22-6342-0007	WCREC Extension Educator Revolving	0	0.00	0	0.00	0	0	0	375,000	375,000
22-6342-1023	WCREC Interlocal Buffalo	0	0.00	0	0.00	0	0	0	35,861	35,861
22-6342-1024	WCREC Interlocal Phelps	0	0.00	48,256	1.32	13,318	0	61,574	22,198	83,772
22-6342-1025	WCREC Interlocal Gosper	0	0.00	12,020	0.33	3,317	0	15,337	11,169	26,506
22-6342-1027	WCREC Interlcl-Furnas/Harlan	0	0.00	0	0.00	0	0	0	34,680	34,680
22-6343-0001	PREC-Ext Ed Program-Enhancement Fund	0	0.00	0	0.00	0	0	0	50,000	50,000
22-6343-0002	Panhandle Center Extension User Fees	0	0.00	0	0.00	0	0	0	210,000	210,000
22-6343-0005	PREC Crop Management Workshop	0	0.00	0	0.00	0	0	0	10,000	10,000
22-6343-0009	PREC Western NE Early Childhood Conf	0	0.00	0	0.00	0	0	0	9,000	9,000
22-6343-0010	PREC Range Beef Cow Symposium	0	0.00	0	0.00	0	0	0	1,000	1,000
22-6343-0011	PREC ECommerce Ext Program Statewide IT	0	0.00	0	0.00	0	0	0	4,000	4,000
22-6343-0012	PREC SMD Computer Support	0	0.00	0	0.00	0	0	0	4,000	4,000
22-6343-0013	PHREC Extension Educator Revolving	0	0.00	0	0.00	0	0	0	160,000	160,000
22-6343-0014	PREC Interlocal Sheridan	0	0.00	16,377	0.40	4,519	0	20,896	12,478	33,374
22-6343-0015	PREC Interlocal-Kimb/Bann/Chey	0	0.00	0	0.00	0	0	0	17,484	17,484
22-6343-0016	PREC Interlocal-Dawes	0	0.00	0	0.00	0	0	0	19,249	19,249
22-6343-0017	PREC Interlocal-Scottsbluff	0	0.00	45,594	1.00	12,585	0	58,179	3,000	61,179
22-6343-0018	PREC Interlocal - Sioux	0	0.00	36,533	1.00	10,084	0	46,617	31,383	78,000
22-6343-0019	PREC Interlocal - Bayard Schools	0	0.00	27,332	0.75	7,543	0	34,875	17,687	52,562
22-6343-0023	PH-Educ Support Fund	0	0.00	0	0.00	0	0	0	5,000	5,000
22-6343-0026	PREC Interlocal-Box Butte	0	0.00	36,443	1.00	10,057	0	46,500	0	46,500
22-6343-1008	PREC UF - Director	916	0.01	0	0.00	253	0	1,169	0	1,169
22-6343-1017	PREC User Fee - Lawrence	0	0.00	32,222	1.00	8,893	0	41,115	0	41,115
22-6347-0001	Metro Dist Extension Revolv Operations	0	0.00	0	0.00	0	0	0	22,000	22,000
22-6347-0003	Metro Dist Co Extension Offices Revolv	0	0.00	0	0.00	0	0	0	200,000	200,000
22-6347-1999	Metro Dist Non-Budgeted Positions	0	0.00	38,155	1.00	10,530	0	48,685	0	48,685
22-6361-0001	Center for Grassland Studies Ext Opers	0	0.00	0	0.00	0	0	0	16,000	16,000
22-6364-0001	NE LTAP-PY def	0	0.00	540,757	10.00	149,248	0	690,005	64,181	754,186
22-6370-0001	ENREC Extension Rev Operations	0	0.00	0	0.00	0	0	0	66,000	66,000
22-6370-0004	ENREC Co Ext State Treas Deposits	0	0.00	0	0.00	0	0	0	470,000	470,000
22-6370-0006	ENREC Mobile Beef Lab SC	0	0.00	0	0.00	0	0	0	3,500	3,500
22-6370-0007	ENREC Mobile Sci Lab SC	0	0.00	0	0.00	0	0	0	6,500	6,500
22-6370-0008	ENREC-CoParenting Successful Kids (CPSK)	32,367	0.50	29,500	0.80	17,075	0	78,942	5,208	84,150
22-6370-1003	ENREC-Interlocal Lancaster Co	0	0.00	219,985	5.00	60,716	0	280,701	137,915	418,616
22-6370-1006	ENREC-Interlocal Richardson Co	0	0.00	37,718	1.00	10,410	0	48,128	0	48,128
22-6370-1007	ENREC-Interlocal Fillmore Co	0	0.00	7,296	0.20	2,013	0	9,309	0	9,309
22-6370-1008	ENREC-Interlocal Butler Co	24,255	0.40	0	0.00	6,694	0	30,949	0	30,949
22-6370-1009	ENREC-Interlocal Seward Co	0	0.00	66,100	1.75	18,243	0	84,343	0	84,343
22-6370-1010	ENREC-Interlocal Saunders Co	0	0.00	36,730	1.00	10,138	0	46,868	0	46,868
22-6370-1011	ENREC-Interlocal Washington Co	0	0.00	72,882	2.00	20,115	0	92,997	0	92,997
22-6370-1999	ENREC Non-Budgeted Positions	0	0.00	0	0.00	0	0	0	39,251	39,251
	TOTAL	**396,421**	**6.02**	**2,431,174**	**60.80**	**780,410**	**0**	**3,608,005**	**5,667,514**	**9,275,519**

UNL-Federal Advance-717 Federal/Restricted

COST OBJECT		FACULTY Dollar	FACULTY FTE	NON FACULTY Dollar	NON FACULTY FTE	EMPLOYEE BENEFITS	PERSONAL SERVICE CREDITS	TOTAL PERSONAL SERVICES	TOTAL OPERATING EXPENSES	TOTAL
25-6309-0004118	EFNEP Hall/Adams	18,136	0.25	136,655	3.50	37,305	0	192,096	0	192,096
25-6309-0004218	EFNEP Lancaster	57,162	1.00	123,014	3.25	43,422	0	223,598	0	223,598
25-6309-0004318	EFNEP Nutritional Sciences	29,595	0.40	0	0.00	7,133	0	36,728	0	36,728

COST OBJECT LISTING BY SUB PROGRAM
2018-2019GENERAL OPERATING BUDGET
UNIVERSITY OF NEBRASKA - LINCOLN
INSTITUTE OF AGRICULTURE AND NATURAL RESOURCES

SUBPROGRAM #/NAME: 63 Cooperative Extension Service

UNL-Federal Advance-717 Federal/Restricted

COST OBJECT		FACULTY Dollar	FACULTY FTE	NON FACULTY Dollar	NON FACULTY FTE	EMPLOYEE BENEFITS	PERSONAL SERVICE CREDITS	TOTAL PERSONAL SERVICES	TOTAL OPERATING EXPENSES	TOTAL
25-6309-0004418	EFNEP Douglas	28,440	0.40	124,722	3.50	36,912	0	190,074	0	190,074
25-6309-0004518	EFNEP Platte	0	0.00	36,316	1.00	8,753	0	45,069	0	45,069
25-6309-0055006	EIPM in Public Health	0	0.00	36,582	1.00	8,817	0	45,399	0	45,399
25-6309-0061218	SN Disaster Mgmt Coordinator	55,342	0.92	0	0.00	13,337	0	68,679	0	68,679
25-6312-0002218	SL Community Vitality-RFI	0	0.00	31,238	0.25	7,528	0	38,766	0	38,766
25-6321-0279001	USDA NIFA NE AgrAbility 2014-18	4,617	0.05	0	0.00	1,113	0	5,730	0	5,730
25-6322-0665218	SL Invasive Weeds Ext Educator	61,020	1.00	0	0.00	14,706	0	75,726	0	75,726
25-6324-0150002	NIFA No Cntrl Rsk Mgt Ed-Admin	0	0.00	86,929	2.00	20,950	0	107,879	0	107,879
25-6329-0101001	NIFA CYFAR Sustainable Comm	0	0.00	45,140	1.00	10,878	0	56,018	0	56,018
25-6338-0803218	RREA Forestry	0	0.00	31,682	0.68	7,635	0	39,317	0	39,317
25-6340-0274001	USDA NIFA Enhancing and Extending Hail D	1,806	0.03	0	0.00	436	0	2,242	0	2,242
25-6340-0295218	SL Agriculture Systems Economist-SREC	60,033	1.00	0	0.00	14,468	0	74,501	0	74,501
25-6341-0233218	SL Agriculture Systems Economist-NEREC	65,298	1.00	0	0.00	15,737	0	81,035	0	81,035
25-6342-0229218	SL Agriculture Systems Economist-WCREC	83,619	1.00	0	0.00	20,153	0	103,772	0	103,772
25-6342-0233218	RREA Rangeland	0	0.00	9,870	0.25	2,378	0	12,248	0	12,248
25-6343-0421218	SL PREC Water Management Project	64,883	1.00	0	0.00	15,637	0	80,520	0	80,520
	TOTAL	**529,951**	**8.05**	**662,148**	**16.43**	**287,298**	**0**	**1,479,397**	**0**	**1,479,397**

UNL-Trust-Grant/Cont/Loan/End-718 Trust/Restricted

COST OBJECT		FACULTY Dollar	FACULTY FTE	NON FACULTY Dollar	NON FACULTY FTE	EMPLOYEE BENEFITS	PERSONAL SERVICE CREDITS	TOTAL PERSONAL SERVICES	TOTAL OPERATING EXPENSES	TOTAL
26-6313-0102001	Sci Lit NU Farm Credit	0	0.00	45,978	1.00	8,552	0	54,530	0	54,530
26-6327-0047001	NDE 2017 Team Nutrition Training Grant	0	0.00	47,828	1.00	8,896	0	56,724	0	56,724
26-6336-0105002	IPAS NHHS SNAP ED ADMINISTRATION 20	120,062	1.80	0	0.00	22,331	0	142,393	0	142,393
26-6336-0105004	NE HHS SNAP ED BUFFALO COUNTY	0	0.00	43,977	1.00	8,180	0	52,157	0	52,157
26-6336-0116002	IPAS NE HHS SNAP ED ADMINISTRATION 2	100,539	1.60	48,543	1.25	27,730	0	176,812	0	176,812
26-6336-0116003	NE HHS SNAP ED ADAMS COUNTY	0	0.00	39,785	1.05	7,400	0	47,185	0	47,185
26-6336-0116005	NE HHS SNAP ED DAKOTA/THURSTON	0	0.00	51,529	1.00	9,584	0	61,113	0	61,113
26-6336-0116006	NE HHS SNAP ED DAWSON/CUSTER	0	0.00	38,705	1.00	7,199	0	45,904	0	45,904
26-6336-0116007	NE HHS DODGE/WASHINGTON/SAUNDERS	54,640	1.00	109,116	2.90	30,459	0	194,215	0	194,215
26-6336-0116008	NE HHS SNAP ED DOUGLAS/SARPY	66,758	1.00	151,969	4.00	40,684	0	259,411	0	259,411
26-6336-0116009	NE HHS SNAP ED PRGM HALL	18,136	0.25	46,081	1.25	11,945	0	76,162	0	76,162
26-6336-0116010	NE HHS SNAP ED PRGM LANCASTER	57,018	1.00	156,386	4.25	39,693	0	253,097	0	253,097
26-6336-0116011	NE HHS SNAP ED LINCOLN/KEITH	0	0.00	36,316	1.00	6,755	0	43,071	0	43,071
26-6336-0116012	NE HHS SNAP ED PRGM MADISON	0	0.00	46,405	1.00	8,631	0	55,036	0	55,036
26-6336-0116014	NE HHS SNAP ED SCOTTSBLUFF	0	0.00	37,083	1.00	6,898	0	43,981	0	43,981
26-6336-0116015	NE HHS SNAP ED SOUTHEAST 6 EPU	0	0.00	45,334	1.00	8,432	0	53,766	0	53,766
26-6338-0842001	NDEQ Water Quality Liaison II	31,008	0.50	0	0.00	5,767	0	36,775	0	36,775
26-6340-0308001	Natl 4-H Food Smart Families	0	0.00	3,733	0.10	695	0	4,428	0	4,428
26-6341-0220001	NE Children & Families Rural ELO	53,424	1.00	0	0.00	9,936	0	63,360	0	63,360
26-6341-0244001	NATL 4-H Ag Innovators Experience	9,523	0.10	0	0.00	1,771	0	11,294	0	11,294
26-6346-0029001	CPNRD Managing Irrigation Systems	0	0.00	49,110	1.00	9,134	0	58,244	0	58,244
27-6320-0025001	NE Human Resources Research Fdn	0	0.00	40,630	0.50	7,559	0	48,189	0	48,189
27-6324-0049001	Eighmy Farm Mgmt Fund	0	0.00	1,893	0.04	353	0	2,246	0	2,246
27-6335-0051001	Miscellaneous Donors	0	0.00	42,611	1.00	7,927	0	50,538	0	50,538
	TOTAL	**511,108**	**8.25**	**1,083,012**	**26.34**	**296,511**	**0**	**1,890,631**	**0**	**1,890,631**

UNL-Auxiliary-719 Auxiliaries & Services/Restricted

COST OBJECT		FACULTY Dollar	FACULTY FTE	NON FACULTY Dollar	NON FACULTY FTE	EMPLOYEE BENEFITS	PERSONAL SERVICE CREDITS	TOTAL PERSONAL SERVICES	TOTAL OPERATING EXPENSES	TOTAL

COST OBJECT LISTING BY SUB PROGRAM
2018-2019GENERAL OPERATING BUDGET
UNIVERSITY OF NEBRASKA - LINCOLN
INSTITUTE OF AGRICULTURE AND NATURAL RESOURCES

SUBPROGRAM #/NAME: 63 Cooperative Extension Service

UNL-Auxiliary-719 Auxiliaries & Services/Restricted

COST OBJECT		FACULTY Dollar	FACULTY FTE	NON FACULTY Dollar	NON FACULTY FTE	EMPLOYEE BENEFITS	PERSONAL SERVICE CREDITS	TOTAL PERSONAL SERVICES	TOTAL OPERATING EXPENSES	TOTAL
23-6322-0001	Agro Department	0	0.00	0	0.00	0	0	0	1,000	1,000
23-6322-0005	Agro Crop Protection	0	0.00	0	0.00	0	0	0	90,000	90,000
23-6322-0008	Agro Variety Testing	40,360	0.79	46,985	1.00	25,853	0	113,198	34,360	147,558
23-6322-0011	Agro Ogg Fee for Services	0	0.00	56,791	1.00	16,811	0	73,602	20,000	93,602
23-6324-0001	AgEcon Extension Aux-Nebr Farm Bus. Inc	0	0.00	36,483	0.71	10,798	0	47,281	26,784	74,065
23-6324-0002	AgEcon-Buy Fresh Buy Local	0	0.00	18,301	0.50	5,416	0	23,717	0	23,717
23-6335-0002	Plant Path Pest Diag	0	0.00	1,563	0.00	463	0	2,026	6,500	8,526
23-6343-0001	PREC Aux-Elliott Bldg	0	0.00	0	0.00	0	0	0	10,000	10,000
23-6343-0003	PREC High Plains Ranch Practicum	0	0.00	0	0.00	0	0	0	4,000	4,000
23-6343-0004	Hancock Aux Services	0	0.00	0	0.00	0	0	0	50,000	50,000
23-6343-0005	Plant Pathology Auxiliary Services	0	0.00	0	0.00	0	0	0	5,000	5,000
23-6343-0006	State of Beef Conference	0	0.00	0	0.00	0	0	0	20,000	20,000
	TOTAL	**40,360**	**0.79**	**160,123**	**3.21**	**59,341**	**0**	**259,824**	**267,644**	**527,468**
	SUB PROGRAM TOTAL	**19,579,838**	**240**	**10,638,819**	**193**	**7,969,964**	**0**	**38,188,621**	**7,677,947**	**45,866,568**

SUBPROGRAM #/NAME: 64 NE Innovation Campus

IANR-State General Fund-715 State & University Generated/Unrestricted

COST OBJECT		FACULTY Dollar	FACULTY FTE	NON FACULTY Dollar	NON FACULTY FTE	EMPLOYEE BENEFITS	PERSONAL SERVICE CREDITS	TOTAL PERSONAL SERVICES	TOTAL OPERATING EXPENSES	TOTAL
21-6402-0001	FIC Operating	0	0.00	0	0.00	0	0	0	4,698,019	4,698,019
21-6403-0001	GIC Operating	0	0.00	0	0.00	0	0	0	1,555,434	1,555,434
	TOTAL	**0**	**0.00**	**0**	**0.00**	**0**	**0**	**0**	**6,253,453**	**6,253,453**
	SUB PROGRAM TOTAL	**0**	**0**	**0**	**0**	**0**	**0**	**0**	**6,253,453**	**6,253,453**

SUBPROGRAM #/NAME: 65 Nebraska Forest Service

IANR-State General Fund-715 State & University Generated/Unrestricted

COST OBJECT		FACULTY Dollar	FACULTY FTE	NON FACULTY Dollar	NON FACULTY FTE	EMPLOYEE BENEFITS	PERSONAL SERVICE CREDITS	TOTAL PERSONAL SERVICES	TOTAL OPERATING EXPENSES	TOTAL
21-6553-0001	Nebr Forest Service - Operating	858,921	9.00	694,331	13.67	414,720	0	1,967,972	1,032,914	3,000,886
	TOTAL	**858,921**	**9.00**	**694,331**	**13.67**	**414,720**	**0**	**1,967,972**	**1,032,914**	**3,000,886**

IANR-State General Fund-715 Revolving/Designated

COST OBJECT		FACULTY Dollar	FACULTY FTE	NON FACULTY Dollar	NON FACULTY FTE	EMPLOYEE BENEFITS	PERSONAL SERVICE CREDITS	TOTAL PERSONAL SERVICES	TOTAL OPERATING EXPENSES	TOTAL
22-6553-0001	Nebr Forest Service - Contracts	0	0.00	0	0.00	0	0	0	5,000	5,000
22-6553-0002	NFS-Ed/Outreach	0	0.00	0	0.00	0	0	0	26,000	26,000
22-6553-0003	NFS-Prop/Equip	0	0.00	0	0.00	0	0	0	20,000	20,000
22-6553-0004	NFS-Smokey Materials	0	0.00	0	0.00	0	0	0	10,000	10,000
22-6553-0005	NFS-Sales	0	0.00	0	0.00	0	0	0	1,000	1,000
22-6553-0006	NFS-Vehicles	0	0.00	0	0.00	0	0	0	35,000	35,000
22-6553-0007	NFS-Wildland Fire Dispatch	0	0.00	0	0.00	0	0	0	3,000	3,000
22-6553-1300	NFS-Prop/Equip-Horning Farm	0	0.00	38,957	1.00	10,752	0	49,709	0	49,709
	TOTAL	**0**	**0.00**	**38,957**	**1.00**	**10,752**	**0**	**49,709**	**100,000**	**149,709**

COST OBJECT LISTING BY SUB PROGRAM
2018-2019GENERAL OPERATING BUDGET
UNIVERSITY OF NEBRASKA - LINCOLN
INSTITUTE OF AGRICULTURE AND NATURAL RESOURCES

SUBPROGRAM #/NAME: 65 Nebraska Forest Service

UNL-Federal Advance-717 Federal/Restricted

COST OBJECT		FACULTY Dollar	FACULTY FTE	NON FACULTY Dollar	NON FACULTY FTE	EMPLOYEE BENEFITS	PERSONAL SERVICE CREDITS	TOTAL PERSONAL SERVICES	TOTAL OPERATING EXPENSES	TOTAL
25-6553-0001001	FS Cooperative Forestry Programs	122,734	1.60	689,951	13.75	195,857	0	1,008,542	0	1,008,542
25-6553-0054001	USDA FS Conservation Ed FY12	0	0.00	89,329	2.00	21,527	0	110,856	0	110,856
25-6553-0060001	USDA FS 2015 Forestry Major	72,485	1.00	0	0.00	17,469	0	89,954	0	89,954
	TOTAL	**195,219**	**2.60**	**779,280**	**15.75**	**234,853**	**0**	**1,209,352**	**0**	**1,209,352**

UNL-Trust-Grant/Cont/Loan/End-718 Trust/Restricted

COST OBJECT		FACULTY Dollar	FACULTY FTE	NON FACULTY Dollar	NON FACULTY FTE	EMPLOYEE BENEFITS	PERSONAL SERVICE CREDITS	TOTAL PERSONAL SERVICES	TOTAL OPERATING EXPENSES	TOTAL
26-6553-0001001	Lower Platte South Nrd	0	0.00	19,974	0.40	3,715	0	23,689	0	23,689
26-6553-0002001	Lower Loup Nrd	31,962	0.40	0	0.00	5,945	0	37,907	0	37,907
26-6553-0067001	OSU Expand Hazelnut Product	0	0.00	31,724	1.00	5,900	0	37,624	0	37,624
27-6553-0064001	NE FOREST SERVICE	0	0.00	38,870	1.00	7,230	0	46,100	0	46,100
	TOTAL	**31,962**	**0.40**	**90,568**	**2.40**	**22,790**	**0**	**145,320**	**0**	**145,320**

UNL-Auxiliary-719 Auxiliaries & Services/Restricted

COST OBJECT		FACULTY Dollar	FACULTY FTE	NON FACULTY Dollar	NON FACULTY FTE	EMPLOYEE BENEFITS	PERSONAL SERVICE CREDITS	TOTAL PERSONAL SERVICES	TOTAL OPERATING EXPENSES	TOTAL
23-6553-0001	Nebr Forest Service Conservation Trees	0	0.00	0	0.00	0	0	0	1,000	1,000
23-6553-0002	Nebr Forest Service Fire Shop	0	0.00	27,623	0.50	8,177	0	35,800	62,154	97,954
	TOTAL	**0**	**0.00**	**27,623**	**0.50**	**8,177**	**0**	**35,800**	**63,154**	**98,954**
	SUB PROGRAM TOTAL	**1,086,102**	**12**	**1,630,759**	**33**	**691,292**	**0**	**3,408,153**	**1,196,068**	**4,604,221**

SUBPROGRAM #/NAME: 66 Other IANR

IANR-State General Fund-715 State & University Generated/Unrestricted

COST OBJECT		FACULTY Dollar	FACULTY FTE	NON FACULTY Dollar	NON FACULTY FTE	EMPLOYEE BENEFITS	PERSONAL SERVICE CREDITS	TOTAL PERSONAL SERVICES	TOTAL OPERATING EXPENSES	TOTAL
21-6601-0001	IANR VC-General Operating	0	0.00	1,035,770	7.00	276,551	0	1,312,321	38,929	1,351,250
21-6601-0002	IANR VC-Institute Wide Activities	11,781	0.05	234,935	3.00	65,875	0	312,591	250,587	563,178
21-6601-0003	IANR VC-Postage	0	0.00	0	0.00	0	0	0	8,150	8,150
21-6601-0004	IANR VC-External Organizations	0	0.00	0	0.00	0	0	0	9,000	9,000
21-6601-0005	IANR VC-Farm Foundation	0	0.00	0	0.00	0	0	0	5,000	5,000
21-6601-0006	IANR VC-Special Events	0	0.00	0	0.00	0	0	0	29,000	29,000
21-6601-0007	IANR VC-Professorships	30,000	0.00	0	0.00	8,010	0	38,010	0	38,010
21-6601-0010	IANR VC-Faculty Activites	0	0.00	0	0.00	0	0	0	10,270	10,270
21-6603-0001	IANR-Utilities	0	0.00	0	0.00	0	0	0	1,009,024	1,009,024
21-6603-0003	IANR Self Insurance	0	0.00	0	0.00	0	0	0	350,396	350,396
21-6603-0008	IANR Prof Developement Fund	0	0.00	0	0.00	0	0	0	117,404	117,404
21-6614-0001	Workers/Unemployment Comp	0	0.00	0	0.00	328,804	0	328,804	0	328,804
21-6616-0001	IANR Finance And Personnel	0	0.00	827,808	11.93	-59,154	0	768,654	26,901	795,555
21-6616-0002	IANR F&P-Talent Mgm	0	0.00	45,890	1.00	12,256	0	58,146	0	58,146
21-6616-0003	IANR F&P-Business Operations	0	0.00	0	0.00	0	0	0	26,757	26,757
21-6617-0001	Filley Hall Business Center	0	0.00	296,505	6.00	79,168	0	375,673	5,110	380,783
21-6617-0002	Natural Resources Business Center	0	0.00	340,514	6.80	90,918	0	431,432	6,371	437,803
21-6617-0003	Beadle Business Center	0	0.00	225,930	4.66	60,325	0	286,255	27,137	313,392
21-6617-0004	AEM Business Center	0	0.00	269,186	5.60	71,875	0	341,061	0	341,061
21-6617-0005	AVE Business Center	0	0.00	329,230	7.00	87,904	0	417,134	0	417,134
21-6617-0006	HAPPI Business Center	0	0.00	312,747	5.75	83,505	0	396,252	0	396,252

COST OBJECT LISTING BY SUB PROGRAM
2018-2019GENERAL OPERATING BUDGET
UNIVERSITY OF NEBRASKA - LINCOLN
INSTITUTE OF AGRICULTURE AND NATURAL RESOURCES

SUBPROGRAM #/NAME: 66 Other IANR

IANR-State General Fund-715 State & University Generated/Unrestricted

COST OBJECT		FACULTY Dollar	FACULTY FTE	NON FACULTY Dollar	NON FACULTY FTE	EMPLOYEE BENEFITS	PERSONAL SERVICE CREDITS	TOTAL PERSONAL SERVICES	TOTAL OPERATING EXPENSES	TOTAL
21-6617-0007	NE Innov Campus (NIC) Business Center	0	0.00	219,216	4.00	58,530	0	277,746	0	277,746
21-6617-0008	Greater NE Business Center	0	0.00	750,458	15.34	200,374	0	950,832	0	950,832
21-6633-0001	Nebraska LEAD Program	0	0.00	130,143	1.00	34,748	0	164,891	0	164,891
21-6649-0001	EMED-Program Resources	0	0.00	857,777	14.96	229,026	0	1,086,803	213,464	1,300,267
21-6699-0001	Budget Adjustment Permanent Bud Adjust	3,042,302	36.93	129,238	1.10	1,024,542	0	4,196,082	0	4,196,082
21-6699-0004	Budget Adjustment Sub Prog Alloc Bal Fw	0	17.50	0	0.00	406,810	0	406,810	0	406,810
	TOTAL	**3,084,083**	**54.48**	**6,005,347**	**95.14**	**3,060,067**	**0**	**12,149,497**	**2,133,500**	**14,282,997**

IANR-State General Fund-715 Revolving/Designated

COST OBJECT		FACULTY Dollar	FACULTY FTE	NON FACULTY Dollar	NON FACULTY FTE	EMPLOYEE BENEFITS	PERSONAL SERVICE CREDITS	TOTAL PERSONAL SERVICES	TOTAL OPERATING EXPENSES	TOTAL
22-6603-0001	IANR VC-General Activites	0	0.00	0	0.00	0	0	0	-10,271,584	-10,271,584
22-6603-0005	IANR Unit Admin Dev	0	0.00	0	0.00	0	0	0	15,000	15,000
22-6603-0006	IANR General Operating	0	0.00	0	0.00	0	0	0	75,000	75,000
22-6616-0001	IANR F&P Operations	0	0.00	0	0.00	0	0	0	36,000	36,000
22-6616-0003	IANR Rental Units-35 East	0	0.00	9,918	0.25	2,738	0	12,656	0	12,656
22-6617-0003	Beadle Bus Cntr-Receiving Stock Room	0	0.00	4,931	0.12	1,362	0	6,293	0	6,293
22-6617-0008	IANR Bus Off-GNBC	0	0.00	0	0.00	0	0	0	7,153	7,153
22-6638-0001	Nebraska Statewide Arboretum General	0	0.00	287,901	5.50	79,461	0	367,362	27,163	394,525
22-6638-1002	NET Greener Nebraska Towns	0	0.00	4,898	0.10	1,351	0	6,249	0	6,249
22-6649-0001	EMED Service Center	0	0.00	25,440	1.75	7,021	0	32,461	1,635,819	1,668,280
22-6649-0002	Communications & Info Tech	0	0.00	0	0.00	0	0	0	100,000	100,000
22-6656-0004	Bldg Repr & Maint-Def Maint	0	0.00	0	0.00	0	0	0	1,400,000	1,400,000
	TOTAL	**0**	**0.00**	**333,088**	**7.72**	**91,933**	**0**	**425,021**	**-6,975,449**	**-6,550,428**

IANR-State General Fund-715 Cash & Student Contracts/Designated

COST OBJECT		FACULTY Dollar	FACULTY FTE	NON FACULTY Dollar	NON FACULTY FTE	EMPLOYEE BENEFITS	PERSONAL SERVICE CREDITS	TOTAL PERSONAL SERVICES	TOTAL OPERATING EXPENSES	TOTAL
21-6699-4007	Budget Adjustment Unalloc F&A	0	0.00	0	0.00	0	0	0	1,600,000	1,600,000
	TOTAL	**0**	**0.00**	**0**	**0.00**	**0**	**0**	**0**	**1,600,000**	**1,600,000**

UNL-Trust-Grant/Cont/Loan/End-718 Trust/Restricted

COST OBJECT		FACULTY Dollar	FACULTY FTE	NON FACULTY Dollar	NON FACULTY FTE	EMPLOYEE BENEFITS	PERSONAL SERVICE CREDITS	TOTAL PERSONAL SERVICES	TOTAL OPERATING EXPENSES	TOTAL
26-6601-0010001	UNL RICA	94,211	1.00	0	0.00	17,524	0	111,735	0	111,735
27-6601-0001002	Harlan Vice Chancellorship	15,000	0.00	0	0.00	2,790	0	17,790	0	17,790
27-6601-0013001	IANR VC Life Sciences-Larkins	50,000	0.00	0	0.00	9,300	0	59,300	0	59,300
27-6633-0001001	Nebr Leadership Training	0	0.00	40,109	1.00	7,459	0	47,568	0	47,568
	TOTAL	**159,211**	**1.00**	**40,109**	**1.00**	**37,073**	**0**	**236,393**	**0**	**236,393**

UNL-Auxiliary-719 Auxiliaries & Services/Restricted

COST OBJECT		FACULTY Dollar	FACULTY FTE	NON FACULTY Dollar	NON FACULTY FTE	EMPLOYEE BENEFITS	PERSONAL SERVICE CREDITS	TOTAL PERSONAL SERVICES	TOTAL OPERATING EXPENSES	TOTAL
23-6621-0001	BSE Tractor Test Lab	69,758	0.50	261,462	4.50	98,041	0	429,261	343,231	772,492
23-6621-0002	BSE TTL ROPS Testing	0	0.00	0	0.00	0	0	0	35,000	35,000
23-6621-0003	BSE TTL OECD Translations	0	0.00	0	0.00	0	0	0	1,000	1,000
23-6621-0004	BSE TTL Publications	0	0.00	0	0.00	0	0	0	500	500
23-6621-0005	BSE TTL ISOBUS	0	0.00	0	0.00	0	0	0	25,000	25,000
23-6621-0006	BSE Non Tractor Test	0	0.00	0	0.00	0	0	0	25,000	25,000

COST OBJECT LISTING BY SUB PROGRAM
2018-2019GENERAL OPERATING BUDGET
UNIVERSITY OF NEBRASKA - LINCOLN
INSTITUTE OF AGRICULTURE AND NATURAL RESOURCES

SUBPROGRAM #/NAME: 66 Other IANR

UNL-Auxiliary-719 Auxiliaries & Services/Restricted

COST OBJECT		FACULTY Dollar	FACULTY FTE	NON FACULTY Dollar	NON FACULTY FTE	EMPLOYEE BENEFITS	PERSONAL SERVICE CREDITS	TOTAL PERSONAL SERVICES	TOTAL OPERATING EXPENSES	TOTAL
23-6697-0001	Agricultural Clearing Finance Office	-353,088	0.00	0	0.00	-104,512	0	-457,600	-151,091	-608,691
	TOTAL	**-283,330**	**0.50**	**261,462**	**4.50**	**-6,471**	**0**	**-28,339**	**278,640**	**250,301**
	SUB PROGRAM TOTAL	**2,959,964**	**56**	**6,640,006**	**108**	**3,182,602**	**0**	**12,782,572**	**-2,963,309**	**9,819,263**

SUBPROGRAM #/NAME: 68 IANR International Programs

IANR-State General Fund-715 State & University Generated/Unrestricted

COST OBJECT		FACULTY Dollar	FACULTY FTE	NON FACULTY Dollar	NON FACULTY FTE	EMPLOYEE BENEFITS	PERSONAL SERVICE CREDITS	TOTAL PERSONAL SERVICES	TOTAL OPERATING EXPENSES	TOTAL
21-6805-0001	IANR International Activities	0	0.00	0	0.00	0	0	0	16,100	16,100
21-6810-0001	Global Engagement	71,026	1.00	211,466	2.50	75,424	0	357,916	72,790	430,706
21-6812-0001	Rural Futures Institute	314,099	2.50	712,447	7.75	274,088	0	1,300,634	545,038	1,845,672
	TOTAL	**385,125**	**3.50**	**923,913**	**10.25**	**349,512**	**0**	**1,658,550**	**633,928**	**2,292,478**

UNL-Federal Advance-717 Federal/Restricted

COST OBJECT		FACULTY Dollar	FACULTY FTE	NON FACULTY Dollar	NON FACULTY FTE	EMPLOYEE BENEFITS	PERSONAL SERVICE CREDITS	TOTAL PERSONAL SERVICES	TOTAL OPERATING EXPENSES	TOTAL
25-6813-0001003	NIST MEP 2017-2018	0	0.00	286,856	4.00	69,133	0	355,989	0	355,989
	TOTAL	**0**	**0.00**	**286,856**	**4.00**	**69,133**	**0**	**355,989**	**0**	**355,989**

UNL-Trust-Grant/Cont/Loan/End-718 Trust/Restricted

COST OBJECT		FACULTY Dollar	FACULTY FTE	NON FACULTY Dollar	NON FACULTY FTE	EMPLOYEE BENEFITS	PERSONAL SERVICE CREDITS	TOTAL PERSONAL SERVICES	TOTAL OPERATING EXPENSES	TOTAL
26-6811-0001001	WFI Daugherty Water for Food Instituite	0	0.00	971,894	7.50	180,773	0	1,152,667	0	1,152,667
26-6811-0001005	WFI Scientific & Policy Research	38,480	0.50	104,833	2.00	26,657	0	169,970	0	169,970
26-6811-0001500	WFI - Nebraska Productivity Report	0	0.00	61,966	1.00	11,525	0	73,491	0	73,491
26-6811-0002001	Water for Food Instituite	45,000	0.00	0	0.00	8,370	0	53,370	0	53,370
	TOTAL	**83,480**	**0.50**	**1,138,693**	**10.50**	**227,325**	**0**	**1,449,498**	**0**	**1,449,498**
	SUB PROGRAM TOTAL	**468,605**	**4**	**2,349,462**	**25**	**645,970**	**0**	**3,464,037**	**633,928**	**4,097,965**

SUBPROGRAM #/NAME: 74 Agency Funds

UNL-Federal Advance-717 Federal/Restricted

COST OBJECT		FACULTY Dollar	FACULTY FTE	NON FACULTY Dollar	NON FACULTY FTE	EMPLOYEE BENEFITS	PERSONAL SERVICE CREDITS	TOTAL PERSONAL SERVICES	TOTAL OPERATING EXPENSES	TOTAL
25-7408-0001001	ARS RLH MARC	0	0.00	0	0.00	0	0	0	4,500	4,500
25-7408-0002001	RLH MARC-Resale & Reuse	0	0.00	0	0.00	0	0	0	788,163	788,163
	TOTAL	**0**	**0.00**	**0**	**0.00**	**0**	**0**	**0**	**792,663**	**792,663**
	SUB PROGRAM TOTAL	**0**	**0**	**0**	**0**	**0**	**0**	**0**	**792,663**	**792,663**

SUBPROGRAM #/NAME: 98 Company Balance Sheets

UNL-Federal Letter of Credit-716 Federal/Restricted

COST OBJECT		FACULTY Dollar	FACULTY FTE	NON FACULTY Dollar	NON FACULTY FTE	EMPLOYEE BENEFITS	PERSONAL SERVICE CREDITS	TOTAL PERSONAL SERVICES	TOTAL OPERATING EXPENSES	TOTAL
24-9879-0020	IANR Budget Adjustments	492,639	0.00	0	0.00	118,727	0	611,366	3,123,038	3,734,404

COST OBJECT LISTING BY SUB PROGRAM
2018-2019GENERAL OPERATING BUDGET
UNIVERSITY OF NEBRASKA - LINCOLN
INSTITUTE OF AGRICULTURE AND NATURAL RESOURCES

SUBPROGRAM #/NAME: 98 Company Balance Sheets

	TOTAL	**492,639**	**0.00**	**0**	**0.00**	**118,727**	**0**	**611,366**	**3,123,038**	**3,734,404**

UNL-Federal Advance-717 Federal/Restricted

COST OBJECT		**Dollar**	**FACULTY FTE**	**NON FACULTY Dollar**	**NON FACULTY FTE**	**EMPLOYEE BENEFITS**	**PERSONAL SERVICE CREDITS**	**TOTAL PERSONAL SERVICES**	**TOTAL OPERATING EXPENSES**	**TOTAL**
25-9879-0020	IANR Budget Adjustments	306,151	0.00	0	0.00	73,783	0	379,934	20,217,434	20,597,368
25-9879-7410	IANR Budget Adjustments-Agency	0	0.00	0	0.00	0	0	0	566,048	566,048
	TOTAL	**306,151**	**0.00**	**0**	**0.00**	**73,783**	**0**	**379,934**	**20,783,482**	**21,163,416**

UNL-Trust-Grant/Cont/Loan/End-718 Trust/Restricted

COST OBJECT		**Dollar**	**FACULTY FTE**	**NON FACULTY Dollar**	**NON FACULTY FTE**	**EMPLOYEE BENEFITS**	**PERSONAL SERVICE CREDITS**	**TOTAL PERSONAL SERVICES**	**TOTAL OPERATING EXPENSES**	**TOTAL**
26-9879-0020	IANR Budget Adjustments	1,693,331	0.00	0	0.00	314,959	0	2,008,290	9,926,556	11,934,846
27-9879-0020	IANR Budget Adjustments	459,148	0.00	0	0.00	85,401	0	544,549	9,458,675	10,003,224
	TOTAL	**2,152,479**	**0.00**	**0**	**0.00**	**400,360**	**0**	**2,552,839**	**19,385,231**	**21,938,070**
	SUB PROGRAM TOTAL	**2,951,269**	**0**	**0**	**0**	**592,870**	**0**	**3,544,139**	**43,291,751**	**46,835,890**

COST OBJECT LISTING BY SUB PROGRAM
2018-2019GENERAL OPERATING BUDGET
NEBRASKA COLLEGE OF TECHNICAL AGRICULTURE

SUBPROGRAM #/NAME: 67 Nebraska College of Technical Agriculture

NCTA-State General Fund-713 State & University Generated/Unrestricted

COST OBJECT		FACULTY Dollar	FACULTY FTE	NON FACULTY Dollar	NON FACULTY FTE	EMPLOYEE BENEFITS	PERSONAL SERVICE CREDITS	TOTAL PERSONAL SERVICES	TOTAL OPERATING EXPENSES	TOTAL
21-6730-0010	Admin-Dean Operations	0	0.00	399,160	4.00	121,244	0	520,404	0	520,404
21-6730-0020	Admin-Business Operations	0	0.00	125,650	2.60	35,435	0	161,085	1,056	162,141
21-6730-0030	Admin-Overhead	0	0.00	50,565	1.00	14,260	0	64,825	20,755	85,580
21-6730-0301	Admin-Utilities	0	0.00	0	0.00	0	0	0	458,206	458,206
21-6740-0010	Instruction	1,089,921	13.50	103,167	2.70	336,451	0	1,529,539	0	1,529,539
21-6750-0010	Student Services	0	0.00	268,232	6.80	75,642	0	343,874	0	343,874
21-6760-0010	Fac Operations	0	0.00	44,590	1.00	12,575	0	57,165	0	57,165
21-6760-0011	Fac Oper-Custodial	0	0.00	134,822	4.50	38,020	0	172,842	0	172,842
21-6799-0001	Budget Adjustment Permanent Bdgt Adj	439,836	3.52	53,100	0.00	130,096	0	623,032	314,963	937,995
	TOTAL	**1,529,757**	**17.02**	**1,179,286**	**22.60**	**763,723**	**0**	**3,472,766**	**794,980**	**4,267,746**

NCTA-State General Fund-713 Revolving/Designated

COST OBJECT		FACULTY Dollar	FACULTY FTE	NON FACULTY Dollar	NON FACULTY FTE	EMPLOYEE BENEFITS	PERSONAL SERVICE CREDITS	TOTAL PERSONAL SERVICES	TOTAL OPERATING EXPENSES	TOTAL
22-6730-0011	Admin-Student Fees	0	0.00	0	0.00	0	0	0	11,536	11,536
22-6730-0020	Admin-Business Operations	0	0.00	0	0.00	0	0	0	2,500	2,500
22-6730-0021	Admin-Farm Operations	0	0.00	28,124	0.50	537	0	28,661	485,483	514,144
22-6730-0030	Admin-General Institution	0	0.00	0	0.00	0	0	0	5,000	5,000
22-6730-0031	Admin-Transportation Activities	0	0.00	0	0.00	0	0	0	10,000	10,000
22-6730-0040	Admin-Information Systems	0	0.00	0	0.00	0	0	0	5,000	5,000
22-6740-0010	Instr-Agribusiness Mgm	0	0.00	0	0.00	0	0	0	3,300	3,300
22-6740-0020	Instr-Ag Production	0	0.00	0	0.00	0	0	0	20,000	20,000
22-6740-0030	Instr-Vet Technology	0	0.00	0	0.00	0	0	0	1,000	1,000
22-6740-0040	Instr-Agronomy	0	0.00	0	0.00	0	0	0	2,500	2,500
22-6740-0050	Instr-General Ed	0	0.00	0	0.00	0	0	0	2,500	2,500
22-6750-0010	Student Services	0	0.00	0	0.00	0	0	0	7,500	7,500
22-6750-0011	Student Activities	0	0.00	0	0.00	0	0	0	10,020	10,020
22-6750-0020	Stdt Srv-Library	0	0.00	0	0.00	0	0	0	2,500	2,500
22-6760-0010	Fac Operations	0	0.00	0	0.00	0	0	0	2,500	2,500
	TOTAL	**0**	**0.00**	**28,124**	**0.50**	**537**	**0**	**28,661**	**571,339**	**600,000**

UNL-Auxiliary-719 Auxiliaries & Services/Restricted

COST OBJECT		FACULTY Dollar	FACULTY FTE	NON FACULTY Dollar	NON FACULTY FTE	EMPLOYEE BENEFITS	PERSONAL SERVICE CREDITS	TOTAL PERSONAL SERVICES	TOTAL OPERATING EXPENSES	TOTAL
23-6730-0020	Admin-Bookstore Operations	0	0.00	21,981	0.50	6,992	0	28,973	55,832	84,805
23-6730-0021	Admin-Food Srv Operations	0	0.00	124,061	3.75	39,588	0	163,649	143,454	307,103
23-6730-0022	Admin-Dorm Operations	0	0.00	142,832	4.73	45,577	0	188,409	368,691	557,100
23-6730-0023	Admin-Dorm Improvements	0	0.00	0	0.00	0	0	0	307,266	307,266
23-6730-0025	Admin-Student Union	0	0.00	28,302	0.90	9,030	0	37,332	53,894	91,226
23-6760-0011	Parking Operations	0	0.00	0	0.00	0	0	0	2,500	2,500
	TOTAL	**0**	**0.00**	**317,176**	**9.88**	**101,187**	**0**	**418,363**	**931,637**	**1,350,000**
	SUB PROGRAM TOTAL	**1,529,757**	**17**	**1,524,586**	**33**	**865,447**	**0**	**3,919,790**	**2,297,956**	**6,217,746**

COST OBJECT LISTING BY SUB PROGRAM
2018-2019GENERAL OPERATING BUDGET
UNIVERSITY OF NEBRASKA MEDICAL CENTER

SUBPROGRAM #/NAME: 01 Academics Affairs

UNMC-State General Fund-731 State & University Generated/Unrestricted

COST OBJECT		FACULTY Dollar	FACULTY FTE	NON FACULTY Dollar	NON FACULTY FTE	EMPLOYEE BENEFITS	PERSONAL SERVICE CREDITS	TOTAL PERSONAL SERVICES	TOTAL OPERATING EXPENSES	TOTAL
31-0105-0034	Inst Animal Care & Use Committee	0	0.00	62,517	3.00	43,597	0	106,114	11,103	117,217
31-0105-0044	Vice Chancellor-Academic Services	0	0.00	159,407	2.88	25,341	0	184,748	3,316	188,064
31-0105-0046	Vice Chancellor for Academic Affairs	0	0.00	231,443	2.62	110,627	0	342,070	0	342,070
31-0105-0052	Comparative Medicine	0	0.00	68,281	0.78	16,865	0	85,146	60,598	145,744
31-0105-0055	VCAA-Faculty Mentorship Program	0	0.00	0	0.25	0	0	0	0	0
31-0105-0060	VCAA-Bioinformatics Grad Assistantshp	0	0.00	0	1.00	0	0	0	0	0
31-0105-0064	Director/Intellectual Properties	0	0.00	147,247	0.99	0	0	147,247	0	147,247
31-0105-0065	VCAA-IACUC Administration	0	0.00	0	0.60	0	0	0	0	0
31-0105-0070	VCAA-NCA Accredidation	0	0.00	0	2.35	0	0	0	0	0
31-0105-0080	VCAA-Faculty Development	0	0.00	0	1.87	0	0	0	0	0
31-0105-0094	Biosafety Officer	33,404	1.01	2,500	0.00	29,040	0	64,944	0	64,944
31-0105-0114	ADIS Project	0	0.00	50,796	1.12	11,362	0	62,158	979	63,137
31-0105-0124	Community Engagement	0	0.00	0	1.60	0	0	0	0	0
31-0105-0200	AVC-Simul&Virt Real	0	0.00	2,813,000	36.40	787,641	0	3,600,641	24,707	3,625,348
31-0105-3004	VCAA-Equity Office	42,518	0.30	80,875	0.75	0	0	123,393	0	123,393
31-0105-3009	COSTSHARING 36-0115-1005-005	0	0.00	20,893	0.11	0	0	20,893	0	20,893
31-0108-0001	Sorel Cli Sim Lab In	0	0.00	0	2.35	0	0	0	0	0
31-0117-0002	Compliance Officer	0	0.00	219	5.00	0	0	219	0	219
31-0117-0005	POE-ACAD EDUC INTPRO	99,136	0.80	158,447	1.35	63,546	0	321,129	0	321,129
	TOTAL	**175,058**	**2.11**	**3,795,625**	**65.01**	**1,088,019**	**0**	**5,058,702**	**100,703**	**5,159,405**

UNMC-State General Fund-731 Cash & Student Contracts/Designated

COST OBJECT		FACULTY Dollar	FACULTY FTE	NON FACULTY Dollar	NON FACULTY FTE	EMPLOYEE BENEFITS	PERSONAL SERVICE CREDITS	TOTAL PERSONAL SERVICES	TOTAL OPERATING EXPENSES	TOTAL
31-0105-0014	Sponsored Program Administration	0	0.00	193,882	14.00	59,526	0	253,408	15,529	268,937
31-0105-0024	Institutional Review Bd	97,455	1.00	278,570	5.85	116,307	0	492,332	11,364	503,696
	TOTAL	**97,455**	**1.00**	**472,452**	**19.85**	**175,833**	**0**	**745,740**	**26,893**	**772,633**

UNMC-Trust-Grant/Cont/Loan/End-738 Trust/Restricted

COST OBJECT		FACULTY Dollar	FACULTY FTE	NON FACULTY Dollar	NON FACULTY FTE	EMPLOYEE BENEFITS	PERSONAL SERVICE CREDITS	TOTAL PERSONAL SERVICES	TOTAL OPERATING EXPENSES	TOTAL
36-0115-1005005	Summer Health Professions Education Prog	0	0.00	54,559	1.00	9,503	0	64,062	0	64,062
37-0115-1003001	Academic Affairs	0	0.00	11,273	0.20	1,998	0	13,271	0	13,271
37-0115-1004001	Academic Affairs	0	0.00	11,273	0.20	1,998	0	13,271	0	13,271
	TOTAL	**0**	**0.00**	**77,105**	**1.41**	**13,499**	**0**	**90,604**	**0**	**90,604**

UNMC-Auxiliary-739 Auxiliaries & Services/Restricted

COST OBJECT		FACULTY Dollar	FACULTY FTE	NON FACULTY Dollar	NON FACULTY FTE	EMPLOYEE BENEFITS	PERSONAL SERVICE CREDITS	TOTAL PERSONAL SERVICES	TOTAL OPERATING EXPENSES	TOTAL
33-0107-1606	IRB Revolving Account	0	0.00	64,237	1.50	13,697	0	77,934	0	77,934
	TOTAL	**0**	**0.00**	**64,237**	**1.50**	**13,697**	**0**	**77,934**	**0**	**77,934**
	SUB PROGRAM TOTAL	**272,513**	**3**	**4,409,419**	**88**	**1,291,048**	**0**	**5,972,980**	**127,596**	**6,100,576**

SUBPROGRAM #/NAME: 04 College of Allied Health

UNMC-State General Fund-731 State & University Generated/Unrestricted

COST OBJECT		FACULTY Dollar	FACULTY FTE	NON FACULTY Dollar	NON FACULTY FTE	EMPLOYEE BENEFITS	PERSONAL SERVICE CREDITS	TOTAL PERSONAL SERVICES	TOTAL OPERATING EXPENSES	TOTAL

COST OBJECT LISTING BY SUB PROGRAM
2018-2019GENERAL OPERATING BUDGET
UNIVERSITY OF NEBRASKA MEDICAL CENTER

SUBPROGRAM #/NAME: 04 College of Allied Health

UNMC-State General Fund-731 State & University Generated/Unrestricted

COST OBJECT		FACULTY Dollar	FACULTY FTE	NON FACULTY Dollar	NON FACULTY FTE	EMPLOYEE BENEFITS	PERSONAL SERVICE CREDITS	TOTAL PERSONAL SERVICES	TOTAL OPERATING EXPENSES	TOTAL
31-0401-0021	All Hlth Dean Sp Item 80-81	0	0.00	113,111	1.00	27,938	0	141,049	0	141,049
31-0401-0050	Allied Health Special Tuition Increase	289,711	2.88	80,634	0.34	83,896	0	454,241	0	454,241
31-0401-0075	SAHP PA & PT Increase Enrollment 2009	92,229	1.00	0	0.00	22,780	0	115,009	0	115,009
31-0401-0500	SAHP Online Worldwide	273,228	3.33	413,666	7.27	161,680	0	848,574	51,833	900,407
31-0401-3000	COSTSHARING/ 36-5315-2005-001	8,830	0.10	0	0.00	0	0	8,830	0	8,830
31-0401-3001	COSTSHARING/ 36-0411-2039-001	22,639	0.25	0	0.00	0	0	22,639	0	22,639
31-0401-9000	SAHP-Kearney Expansion Project	317,595	4.30	229,800	4.25	85,972	0	633,367	22,808	656,175
31-0402-9000	MRI-KEARNEY	38,156	0.50	0	0.00	0	0	38,156	0	38,156
31-0403-0001	Phy Asst Training Program	619,183	5.75	235,974	4.12	194,818	0	1,049,975	30	1,050,005
31-0403-9000	PA-KEARNEY	199,698	2.00	195,855	2.00	51,019	0	446,572	0	446,572
31-0404-9000	RAD-KEARNEY	64,453	1.00	0	0.00	15,919	0	80,372	0	80,372
31-0405-0001	School Clinical Perfusion Sci	0	0.00	0	0.00	0	0	0	6,879	6,879
31-0409-0001	CLS (Clinical Lab Science)	537,201	6.80	184,403	2.74	178,236	0	899,840	86	899,926
31-0409-9000	CLS-Kearney	68,635	1.00	0	0.00	16,953	0	85,588	0	85,588
31-0410-0001	Genetic Counseling	96,663	1.00	20,350	0.00	28,903	0	145,916	0	145,916
31-0411-0001	Physical Therapy Instruction	1,052,530	10.55	187,627	3.63	275,756	0	1,515,913	68	1,515,981
31-0411-2004	UneTech Joseph Siu	0	0.00	13,123	0.15	3,242	0	16,365	0	16,365
31-0411-3001	COSTSHARING/ 36-1822-2001-001	14,118	0.11	0	0.00	3,487	0	17,605	0	17,605
31-0411-3008	COSTSHARING/ 36-0411-2040-001	1,030	0.01	0	0.00	0	0	1,030	0	1,030
31-0411-9000	PT-KEARNEY	179,119	2.00	314,744	3.75	44,243	0	538,106	0	538,106
31-0451-9000	DMS-KEARNEY	68,681	1.00	0	0.00	7,540	0	76,221	0	76,221
	TOTAL	**3,943,699**	**43.58**	**1,989,287**	**29.25**	**1,202,382**	**0**	**7,135,368**	**81,704**	**7,217,072**

UNMC-State General Fund-731 Cash & Student Contracts/Designated

COST OBJECT		FACULTY Dollar	FACULTY FTE	NON FACULTY Dollar	NON FACULTY FTE	EMPLOYEE BENEFITS	PERSONAL SERVICE CREDITS	TOTAL PERSONAL SERVICES	TOTAL OPERATING EXPENSES	TOTAL
31-0401-0001	Allied Health Assoc Dean	677,673	7.88	841,203	10.79	375,161	0	1,894,037	0	1,894,037
	TOTAL	**677,673**	**7.88**	**841,203**	**10.79**	**375,161**	**0**	**1,894,037**	**0**	**1,894,037**

UNMC-Federal Letter of Credit-736 Federal/Restricted

COST OBJECT		FACULTY Dollar	FACULTY FTE	NON FACULTY Dollar	NON FACULTY FTE	EMPLOYEE BENEFITS	PERSONAL SERVICE CREDITS	TOTAL PERSONAL SERVICES	TOTAL OPERATING EXPENSES	TOTAL
34-0411-2001001	Allied Health	29,401	0.25	60,857	1.08	14,643	0	104,901	0	104,901
	TOTAL	**29,401**	**0.25**	**60,857**	**1.08**	**14,643**	**0**	**104,901**	**0**	**104,901**

UNMC-Federal Advance-737 Federal/Restricted

COST OBJECT		FACULTY Dollar	FACULTY FTE	NON FACULTY Dollar	NON FACULTY FTE	EMPLOYEE BENEFITS	PERSONAL SERVICE CREDITS	TOTAL PERSONAL SERVICES	TOTAL OPERATING EXPENSES	TOTAL
35-0403-1002001	Allied Health	0	0.00	17,704	0.27	2,872	0	20,576	0	20,576
35-0403-1003001	Allied Health	24,929	0.25	61,919	1.10	14,090	0	100,938	0	100,938
	TOTAL	**24,929**	**0.25**	**79,623**	**1.37**	**16,962**	**0**	**121,514**	**0**	**121,514**

UNMC-Trust-Grant/Cont/Loan/End-738 Trust/Restricted

COST OBJECT		FACULTY Dollar	FACULTY FTE	NON FACULTY Dollar	NON FACULTY FTE	EMPLOYEE BENEFITS	PERSONAL SERVICE CREDITS	TOTAL PERSONAL SERVICES	TOTAL OPERATING EXPENSES	TOTAL
36-0401-2010001	Allied Health	7,393	0.08	0	0.00	1,309	0	8,702	0	8,702
36-0401-2011001	Allied Health	2,940	0.04	0	0.00	521	0	3,461	0	3,461
36-0407-2002001	Allied Health	809	0.01	1,072	0.01	333	0	2,214	0	2,214
36-0411-2033003	Capture Falls 3.0	49,055	0.60	2,189	0.05	9,082	0	60,326	0	60,326

COST OBJECT LISTING BY SUB PROGRAM
2018-2019GENERAL OPERATING BUDGET
UNIVERSITY OF NEBRASKA MEDICAL CENTER

SUBPROGRAM #/NAME: 04 College of Allied Health

UNMC-Trust-Grant/Cont/Loan/End-738 Trust/Restricted

COST OBJECT		FACULTY Dollar	FACULTY FTE	NON FACULTY Dollar	NON FACULTY FTE	EMPLOYEE BENEFITS	PERSONAL SERVICE CREDITS	TOTAL PERSONAL SERVICES	TOTAL OPERATING EXPENSES	TOTAL
36-0411-2041001	Allied Health	32,487	0.35	0	0.00	5,759	0	38,246	0	38,246
36-0411-2044001	Allied Health	45,004	0.51	0	0.00	7,976	0	52,980	0	52,980
37-0401-1003005	SAHP-RSTE Michael DMS	86,020	1.00	0	0.00	15,246	0	101,266	0	101,266
37-0401-4006001	CAHP	14,832	0.19	0	0.00	2,629	0	17,461	0	17,461
37-0407-4001001	Radiation Science Technology	0	0.00	10,000	0.00	1,772	0	11,772	0	11,772
	TOTAL	**238,540**	**2.77**	**13,261**	**0.06**	**44,627**	**0**	**296,428**	**0**	**296,428**

UNMC-Auxiliary-739 State & University Generated/Unrestricted

COST OBJECT		FACULTY Dollar	FACULTY FTE	NON FACULTY Dollar	NON FACULTY FTE	EMPLOYEE BENEFITS	PERSONAL SERVICE CREDITS	TOTAL PERSONAL SERVICES	TOTAL OPERATING EXPENSES	TOTAL
31-0401-3002	COSTSHARING/ 36-5315-2010-001	8,857	0.10	0	0.00	0	0	8,857	0	8,857
	TOTAL	**8,857**	**0.10**	**0**	**0.00**	**0**	**0**	**8,857**	**0**	**8,857**

UNMC-Auxiliary-739 Auxiliaries & Services/Restricted

COST OBJECT		FACULTY Dollar	FACULTY FTE	NON FACULTY Dollar	NON FACULTY FTE	EMPLOYEE BENEFITS	PERSONAL SERVICE CREDITS	TOTAL PERSONAL SERVICES	TOTAL OPERATING EXPENSES	TOTAL
33-0401-0025	SAHP-NE Coalition for Patient Safety	0	0.00	0	0.00	0	0	0	4,570	4,570
33-0401-0300	Asst Dean Academic Affairs	18,269	0.23	62,321	1.00	17,184	0	97,774	2,256	100,030
33-0401-0410	SAHP-Education Start Up	0	0.00	6,235	0.00	1,328	0	7,563	0	7,563
33-0401-0600	SAHP_Chinese Program Fee	110,420	1.00	0	0.00	23,545	0	133,965	17,506	151,471
33-0401-0700	MSIA-SAHP_Chinese Program Fee	0	0.00	0	0.00	0	0	0	467	467
33-0401-0800	SAHP-UNK Expansion Project	100,092	1.00	0	0.00	21,343	0	121,435	7,149	128,584
33-0401-3000	COSTSHARING/ 36-0411-2024-001	0	0.00	0	0.00	0	0	0	5,150	5,150
33-0403-0001	AH-PA IPAP Contract 1 Funds	0	0.00	0	0.00	0	0	0	4,809	4,809
33-0403-0015	PA-Canadian Distance Learning Prg	0	0.00	0	0.00	0	0	0	3,800	3,800
33-0405-0036	Clinical Perfusion	0	0.00	0	0.00	0	0	0	16,746	16,746
33-0405-0100	AH-Perfusion Non-State Operating	0	0.00	0	0.00	0	0	0	160,863	160,863
33-0409-0010	Clinical Lab Science Lab Expenses	0	0.00	0	0.00	0	0	0	21,888	21,888
33-0411-0126	Education/Phys. Therapy	0	0.00	0	0.00	0	0	0	19,000	19,000
33-0411-0127	PT Education-P Hageman-Development	0	0.00	0	0.00	0	0	0	3,192	3,192
33-0411-0128	PT EDU Sleddens Dev	0	0.00	0	0.00	0	0	0	3,828	3,828
33-0411-0129	PT Education-J Norman-Development	0	0.00	0	0.00	0	0	0	3,698	3,698
33-0411-0130	PT Education-L Bilek-Development	0	0.00	0	0.00	0	0	0	2,735	2,735
33-0411-0131	PT Education-R Fuchs-Development	0	0.00	0	0.00	0	0	0	247	247
33-0411-0132	PT Education-G Johnson-Development	0	0.00	0	0.00	0	0	0	1,179	1,179
33-0411-0135	PT Education-K Volkman-Development	0	0.00	0	0.00	0	0	0	1,230	1,230
33-0411-0136	PT Education-K Jones-Development	0	0.00	0	0.00	0	0	0	4,103	4,103
33-0411-0137	PT Edu Venema Dev	0	0.00	0	0.00	0	0	0	2,237	2,237
33-0411-0139	PT-Fac Developement Joseph Siu	0	0.00	0	0.00	0	0	0	930	930
33-0411-0141	PT Education-B Becker Development	0	0.00	0	0.00	0	0	0	1,112	1,112
33-0411-0146	PT Education - K Jones - Research	12,018	0.16	0	0.00	2,563	0	14,581	11,153	25,734
33-0411-0240	PT Ed Research Grant Return	0	0.00	0	0.00	0	0	0	3,999	3,999
33-0411-0250	Physical Therapy Continuing Education	0	0.00	0	0.00	0	0	0	1,181	1,181
33-0415-0900	SAHP Student Affairs-Admissions	0	0.00	0	0.00	0	0	0	2,341	2,341
33-0415-0905	SAHP Student Affairs-Recruitment	0	0.00	44,961	0.87	9,588	0	54,549	51,000	105,549
33-0415-0910	SAHP Student Affairs-Career Development	0	0.00	0	0.00	0	0	0	6,175	6,175
33-0415-0915	SAHP Student Affairs-Student Engagement	0	0.00	0	0.00	0	0	0	13,105	13,105
33-0415-0925	SAHP Student Affairs-General Operations	0	0.00	0	0.00	0	0	0	15,236	15,236
33-0451-0016	Phys Asst Students	0	0.00	0	0.00	0	0	0	15,000	15,000
33-0451-0017	PA-Prg Development Acct	0	0.00	0	0.00	0	0	0	21,500	21,500

COST OBJECT LISTING BY SUB PROGRAM
2018-2019GENERAL OPERATING BUDGET
UNIVERSITY OF NEBRASKA MEDICAL CENTER

SUBPROGRAM #/NAME: 04 College of Allied Health

UNMC-Auxiliary-739 Auxiliaries & Services/Restricted

COST OBJECT		FACULTY Dollar	FACULTY FTE	NON FACULTY Dollar	NON FACULTY FTE	EMPLOYEE BENEFITS	PERSONAL SERVICE CREDITS	TOTAL PERSONAL SERVICES	TOTAL OPERATING EXPENSES	TOTAL
33-0451-0018	SAHP-ADO Research Development Account	0	0.00	64,420	1.04	13,736	0	78,156	16,715	94,871
33-0451-0026	CLS (Clinical Lab Science)	0	0.00	0	0.00	0	0	0	3,000	3,000
33-0451-0035	CLS Outreach Program	0	0.00	0	0.00	0	0	0	26,479	26,479
33-0451-0076	MITS Course Fees	0	0.00	0	0.00	0	0	0	9,424	9,424
33-0451-0080	Student Fees AH-Radiography	0	0.00	0	0.00	0	0	0	35,948	35,948
33-0451-0087	AH-RSTE DMS Distance	0	0.00	0	0.00	0	0	0	3,144	3,144
33-0451-0090	Student Fees AH-Cytotechnology	0	0.00	0	0.00	0	0	0	12,606	12,606
33-0451-0095	Student Fees AH-Med Nutrition	0	0.00	0	0.00	0	0	0	3,060	3,060
33-0451-0096	Cytotechnology Distance Learning Educati	0	0.00	0	0.00	0	0	0	5,376	5,376
33-0451-0105	Cytotechnology Operating Acct	0	0.00	0	0.00	0	0	0	3,445	3,445
33-0451-0125	Medical Nutrition Operating Acct	0	0.00	0	0.00	0	0	0	11,797	11,797
33-0451-0446	Allied Health Cont Ed	0	0.00	0	0.00	0	0	0	107,959	107,959
33-0451-0736	Anne Skinner Devl	0	0.00	0	0.00	0	0	0	4,094	4,094
33-0451-0761	Pilot Research-Bilek-Optimal Phys Activi	0	0.00	0	0.00	0	0	0	178	178
33-0451-2050	Clinical Perfusion-ETR	0	0.00	0	0.00	0	0	0	2,326	2,326
33-0451-2075	Clinical Perfusion-PBM	0	0.00	0	0.00	0	0	0	1,372	1,372
33-0452-0226	DLO PA Program	32,967	0.30	0	0.00	7,030	0	39,997	19,499	59,496
33-0452-0227	Distance Learning Option-PA Program	0	0.00	0	0.00	0	0	0	20,200	20,200
	TOTAL	**273,766**	**2.69**	**177,937**	**2.91**	**96,317**	**0**	**548,020**	**716,007**	**1,264,027**
	SUB PROGRAM TOTAL	**5,196,865**	**58**	**3,162,168**	**45**	**1,750,092**	**0**	**10,109,125**	**797,711**	**10,906,836**

SUBPROGRAM #/NAME: 09 College of Dentistry

UNMC-State General Fund-731 State & University Generated/Unrestricted

COST OBJECT		FACULTY Dollar	FACULTY FTE	NON FACULTY Dollar	NON FACULTY FTE	EMPLOYEE BENEFITS	PERSONAL SERVICE CREDITS	TOTAL PERSONAL SERVICES	TOTAL OPERATING EXPENSES	TOTAL
31-0901-0004	Dean College of Dentistry	852,970	6.56	1,028,619	10.02	344,980	0	2,226,569	24,800	2,251,369
31-0901-0050	COD Special Tuition Increase	0	0.00	0	0.00	0	0	0	15,000	15,000
31-0901-0075	Guthmiller Start Up	0	2.00	0	2.00	0	0	0	0	0
31-0901-3011	COSTSHARING/ 36-0115-1005-004	0	0.00	16,684	0.05	4,121	0	20,805	0	20,805
31-0901-3012	COSTSHARING 36-0115-1005-005	12,313	0.11	0	0.00	3,041	0	15,354	0	15,354
31-0905-0001	COD Graduate Research	0	0.00	37,080	0.00	9,158	0	46,238	0	46,238
31-0905-0011	General Dentistry Travel	0	0.00	0	0.00	0	0	0	6,333	6,333
31-0905-0024	Computer Support	0	0.00	177,528	2.38	29,543	0	207,071	39,694	246,765
31-0905-0191	General Dentistry Departmental Research	0	0.00	198,675	2.45	49,074	0	247,749	54,328	302,077
31-0910-0001	COD Dental Hygiene	364,550	4.59	128,224	1.60	121,715	0	614,489	4,378	618,867
31-0915-0001	COD Oral Biology	1,461,158	12.25	236,496	3.35	419,321	0	2,116,975	31,483	2,148,458
31-0920-0001	COD Growth & Development	615,377	4.90	139,591	1.60	176,366	0	931,334	16,834	948,168
31-0925-0001	Surgical Specialties	1,298,778	9.80	182,142	2.10	365,788	0	1,846,708	13,942	1,860,650
31-0930-0001	COD Adult Restorative Dentistry	2,136,492	16.66	163,493	3.02	534,707	0	2,834,692	19,170	2,853,862
31-0935-0005	POE-Diagnostic Dental Education	109,424	1.00	0	0.00	0	0	109,424	0	109,424
31-0935-0011	COD Learning Resources	0	0.00	186,369	4.00	46,033	0	232,402	0	232,402
	TOTAL	**6,851,062**	**57.86**	**2,494,901**	**32.57**	**2,103,847**	**0**	**11,449,810**	**225,962**	**11,675,772**

UNMC-Federal Letter of Credit-736 Federal/Restricted

COST OBJECT		FACULTY Dollar	FACULTY FTE	NON FACULTY Dollar	NON FACULTY FTE	EMPLOYEE BENEFITS	PERSONAL SERVICE CREDITS	TOTAL PERSONAL SERVICES	TOTAL OPERATING EXPENSES	TOTAL
34-0915-2019001	College of Dentistry	18,860	0.15	0	0.00	3,061	0	21,921	0	21,921
34-0915-2022215	Live Cell Imaging Core	26,685	0.20	112,000	2.40	22,501	0	161,186	0	161,186

COST OBJECT LISTING BY SUB PROGRAM
2018-2019GENERAL OPERATING BUDGET
UNIVERSITY OF NEBRASKA MEDICAL CENTER

SUBPROGRAM #/NAME: 09 College of Dentistry

UNMC-Federal Letter of Credit-736 Federal/Restricted

COST OBJECT		FACULTY Dollar	FACULTY FTE	NON FACULTY Dollar	NON FACULTY FTE	EMPLOYEE BENEFITS	PERSONAL SERVICE CREDITS	TOTAL PERSONAL SERVICES	TOTAL OPERATING EXPENSES	TOTAL
34-0915-2022315	Administrative Core	83,189	0.52	10,821	0.25	15,251	0	109,261	0	109,261
34-0915-2022415	Oakley-Novel Therapy for HGS Ovarian Can	5,069	0.05	20,059	0.35	4,076	0	29,204	0	29,204
34-0915-2022515	Karpf-Novel Therapy for HGS Ovarian Canc	7,606	0.06	0	0.00	1,234	0	8,840	0	8,840
34-0915-2022615	Rizzino-SOX2 and YAP in Prostate Cancer	9,174	0.05	61,892	1.00	11,529	0	82,595	0	82,595
34-0915-2022715	Dong-SOX2 and YAP in Prostate Cancer	5,227	0.05	12,243	0.24	2,835	0	20,305	0	20,305
34-0915-2022815	Yan-Role of Rho GTPases in the radioresp	328	0.00	36,020	1.00	5,897	0	42,245	0	42,245
34-0915-2023001	College of Dentistry	18,860	0.15	20,603	0.40	6,401	0	45,864	0	45,864
34-0915-3003006	College of Dentistry	68,743	0.50	32,786	0.75	16,471	0	118,000	0	118,000
	TOTAL	**243,741**	**1.73**	**306,424**	**6.39**	**89,256**	**0**	**639,421**	**0**	**639,421**

UNMC-Trust-Grant/Cont/Loan/End-738 Trust/Restricted

COST OBJECT		FACULTY Dollar	FACULTY FTE	NON FACULTY Dollar	NON FACULTY FTE	EMPLOYEE BENEFITS	PERSONAL SERVICE CREDITS	TOTAL PERSONAL SERVICES	TOTAL OPERATING EXPENSES	TOTAL
36-0901-3002001	College of Dentistry	0	0.00	80,000	0.80	14,179	0	94,179	0	94,179
36-0915-2037001	Ephrin control of palate fusion	6,148	0.05	0	0.00	1,089	0	7,237	0	7,237
36-0915-2040001	College of Dentistry	36,891	0.30	2,518	0.05	6,984	0	46,393	0	46,393
37-0901-3001001	College of Dentistry	5,000	0.00	0	0.00	886	0	5,886	0	5,886
37-0905-1005001	Bernard & Ann Moran Professorship	5,000	0.00	0	0.00	886	0	5,886	0	5,886
37-0905-1006001	Norman C Carlson	10,000	0.00	0	0.00	1,772	0	11,772	0	11,772
37-0905-1008005	Oral Bio Adv Pro Svc Fees	0	0.00	5,327	0.10	944	0	6,271	0	6,271
37-0905-1009001	Dean's Pro Svc Fees 12%	0	0.00	30,450	0.29	5,397	0	35,847	0	35,847
37-0905-1010001	UDA - General Operation	0	0.00	492,523	9.89	87,294	0	579,817	0	579,817
37-0905-1011001	Dixon Endowed Chair	25,000	0.00	9,234	0.20	6,067	0	40,301	0	40,301
37-0905-1012001	COD General Research	5,000	0.00	0	0.00	886	0	5,886	0	5,886
37-0905-3004001	COD General Research	41,533	0.70	3,109	0.10	7,912	0	52,554	0	52,554
37-0905-3005001	COD General Research	41,534	0.70	3,109	0.10	7,913	0	52,556	0	52,556
37-0930-1005001	COD Restorative Dentistry	4,114	0.00	0	0.00	729	0	4,843	0	4,843
	TOTAL	**180,220**	**1.75**	**626,270**	**11.53**	**142,938**	**0**	**949,428**	**0**	**949,428**

UNMC-Auxiliary-739 State & University Generated/Unrestricted

COST OBJECT		FACULTY Dollar	FACULTY FTE	NON FACULTY Dollar	NON FACULTY FTE	EMPLOYEE BENEFITS	PERSONAL SERVICE CREDITS	TOTAL PERSONAL SERVICES	TOTAL OPERATING EXPENSES	TOTAL
31-0915-3012	COSTSHARING/ 36-1905-2319-001	8,503	0.05	0	0.00	2,101	0	10,604	0	10,604
	TOTAL	**8,503**	**0.05**	**0**	**0.00**	**2,101**	**0**	**10,604**	**0**	**10,604**

UNMC-Auxiliary-739 Auxiliaries & Services/Restricted

COST OBJECT		FACULTY Dollar	FACULTY FTE	NON FACULTY Dollar	NON FACULTY FTE	EMPLOYEE BENEFITS	PERSONAL SERVICE CREDITS	TOTAL PERSONAL SERVICES	TOTAL OPERATING EXPENSES	TOTAL
33-0963-0010	Dental Stores	0	0.00	10,886	0.27	2,321	0	13,207	0	13,207
33-0963-0066	COD Continuing Education	0	0.00	20,080	0.50	4,282	0	24,362	0	24,362
33-0963-0100	Dental Books And Instruments	0	0.00	65,701	1.80	14,010	0	79,711	862,500	942,211
33-0963-0110	Dental Technology Fee	0	0.00	17,275	0.30	3,684	0	20,959	0	20,959
33-0963-0200	Hygiene Books And Instruments	0	0.00	0	0.00	0	0	0	117,500	117,500
33-0963-0438	Indirect Cost Return	0	0.00	18,237	0.39	3,888	0	22,125	0	22,125
33-0963-0976	Oral Biology Biomonitoring	0	0.00	11,123	0.25	2,372	0	13,495	0	13,495
33-0963-1530	University of Wyoming Tuition Support	340,732	2.96	100,800	0.20	94,151	0	535,683	0	535,683
	TOTAL	**340,732**	**2.96**	**244,102**	**3.71**	**124,708**	**0**	**709,542**	**980,000**	**1,689,542**

COST OBJECT LISTING BY SUB PROGRAM
2018-2019GENERAL OPERATING BUDGET
UNIVERSITY OF NEBRASKA MEDICAL CENTER

	SUB PROGRAM TOTAL	**7,624,258**	**64**	**3,671,697**	**54**	**2,462,850**	**0**	**13,758,805**	**1,205,962**	**14,964,767**

SUBPROGRAM #/NAME: 12 Graduate College

UNMC-State General Fund-731 State & University Generated/Unrestricted

COST OBJECT		FACULTY Dollar	FACULTY FTE	NON FACULTY Dollar	NON FACULTY FTE	EMPLOYEE BENEFITS	PERSONAL SERVICE CREDITS	TOTAL PERSONAL SERVICES	TOTAL OPERATING EXPENSES	TOTAL
31-1201-0004	Dean Graduate Studies	0	0.00	437,227	9.78	163,360	0	600,587	27,730	628,317
31-1201-0044	Graduate Application Fee($25)	0	0.00	0	0.00	0	0	0	20,928	20,928
31-1201-0094	POE-Graduate Student Stipends	0	0.00	239,483	0.00	0	0	239,483	0	239,483
31-1201-0104	Graduate Assistantships	0	0.00	609,867	0.00	0	0	609,867	0	609,867
31-1201-0200	VCAA - eLearning	0	0.00	0	2.85	0	0	0	0	0
31-1201-3019	COSTSHARING 36-0115-1005-005	0	0.00	4,807	0.05	1,187	0	5,994	0	5,994
31-1203-0001	Post Doctoral Education Office	40,384	0.46	51,815	1.08	36,055	0	128,254	0	128,254
31-1209-0001	Vice Chancellor Research	0	0.10	0	5.90	0	0	0	0	0
31-1209-0030	DRC Research Resources Office	0	0.00	0	1.40	0	0	0	0	0
31-1209-0040	Institutional Research Resource Office	0	0.00	0	1.00	0	0	0	0	0
31-1209-0050	POE-Biomedical Informatics Director	63,671	1.00	159,306	2.00	0	0	222,977	0	222,977
31-1209-0100	Governmental Relations	0	0.00	0	1.00	0	0	0	0	0
31-1209-0400	Assoc VC Basic Science Research	0	0.00	0	0.24	0	0	0	0	0
31-1209-0500	VCR Larsen Set Up	0	0.20	0	0.00	0	0	0	0	0
	TOTAL	**104,055**	**1.76**	**1,502,505**	**25.30**	**200,602**	**0**	**1,807,162**	**48,658**	**1,855,820**

UNMC-Federal Advance-737 Federal/Restricted

COST OBJECT		FACULTY Dollar	FACULTY FTE	NON FACULTY Dollar	NON FACULTY FTE	EMPLOYEE BENEFITS	PERSONAL SERVICE CREDITS	TOTAL PERSONAL SERVICES	TOTAL OPERATING EXPENSES	TOTAL
35-1209-1002001	Vice Chancellor of Research	110,737	1.00	369,739	5.20	77,951	0	558,427	0	558,427
	TOTAL	**110,737**	**1.00**	**369,739**	**5.20**	**77,951**	**0**	**558,427**	**0**	**558,427**

UNMC-Trust-Grant/Cont/Loan/End-738 Trust/Restricted

COST OBJECT		FACULTY Dollar	FACULTY FTE	NON FACULTY Dollar	NON FACULTY FTE	EMPLOYEE BENEFITS	PERSONAL SERVICE CREDITS	TOTAL PERSONAL SERVICES	TOTAL OPERATING EXPENSES	TOTAL
36-1209-3003003	ASPR Part B	23,908	0.18	3,805	0.03	4,912	0	32,625	0	32,625
37-1209-2003002	Regenerative Med Sarvetnick Start-up	0	0.00	36,326	0.70	6,438	0	42,764	0	42,764
37-1209-2003004	Administrator Salary	0	0.00	131,118	2.00	23,240	0	154,358	0	154,358
37-1209-2003005	Director Salary	667	0.00	40,532	0.00	7,303	0	48,502	0	48,502
37-1209-2003007	Faculty Salary Jungwei Xie	307,417	2.90	0	0.00	54,485	0	361,902	0	361,902
37-1209-2003009	Bin Duan Start-up	0	0.00	39,119	0.98	6,934	0	46,053	0	46,053
37-1209-2003010	Sung-ho Huh	23,145	0.50	51,156	1.35	13,169	0	87,470	0	87,470
37-1209-2003018	Hyung Joon Kim Start-up	0	0.00	8,313	0.23	1,472	0	9,785	0	9,785
37-1209-2003991	COSTSHARE/ 36-5224-2256-001	2,912	0.03	0	0.00	517	0	3,429	0	3,429
37-1209-2003992	COSTSHARE/ 36-5360-2229-001	1,318	0.01	0	0.00	234	0	1,552	0	1,552
37-1209-2003998	COSTSHARE/ 34-5507-2032-001	27,856	0.25	0	0.00	4,937	0	32,793	0	32,793
37-1209-2007006	Cartilage Project - Jingwie Xie	0	0.00	55,385	1.25	9,816	0	65,201	0	65,201
37-1209-2012002	TBI-Hyung Joon Kim	0	0.00	44,559	1.00	7,898	0	52,457	0	52,457
37-1209-2012003	TBI-Bin Duan	0	0.00	9,400	0.20	1,667	0	11,067	0	11,067
	TOTAL	**387,223**	**3.88**	**419,713**	**7.74**	**143,022**	**0**	**949,958**	**0**	**949,958**

UNMC-Auxiliary-739 Auxiliaries & Services/Restricted

COST OBJECT		FACULTY Dollar	FACULTY FTE	NON FACULTY Dollar	NON FACULTY FTE	EMPLOYEE BENEFITS	PERSONAL SERVICE CREDITS	TOTAL PERSONAL SERVICES	TOTAL OPERATING EXPENSES	TOTAL
33-1209-0142	Adv Microscopy Core	6,444	0.08	95,242	1.85	21,684	0	123,370	0	123,370
33-1209-0182	Cell Analysis Core	0	0.00	95,464	0.87	20,357	0	115,821	0	115,821
33-1209-0201	Pacific Rim Prog Dev	50,209	0.99	88,355	1.75	29,548	0	168,112	0	168,112

COST OBJECT LISTING BY SUB PROGRAM
2018-2019GENERAL OPERATING BUDGET
UNIVERSITY OF NEBRASKA MEDICAL CENTER

SUBPROGRAM #/NAME: 12 Graduate College

UNMC-Auxiliary-739 Auxiliaries & Services/Restricted

COST OBJECT		FACULTY Dollar	FACULTY FTE	NON FACULTY Dollar	NON FACULTY FTE	EMPLOYEE BENEFITS	PERSONAL SERVICE CREDITS	TOTAL PERSONAL SERVICES	TOTAL OPERATING EXPENSES	TOTAL
33-1209-0332	MGE Core Facility	60,700	0.52	102,865	1.61	34,878	0	198,443	0	198,443
33-1209-0400	Mass Spectometry Protein Core Facility	29,051	0.33	129,062	2.22	33,716	0	191,829	0	191,829
33-1209-0402	Electronic Hlth Record Rsch Core	0	0.00	62,620	1.00	13,353	0	75,973	0	75,973
33-1209-0410	Research Editoral Office	0	0.00	10,745	0.25	2,292	0	13,037	0	13,037
33-1209-0415	Research IT Office	0	0.00	122,169	1.77	26,051	0	148,220	0	148,220
33-1209-0425	Nanoimaging Core	0	0.00	28,683	0.53	6,117	0	34,800	0	34,800
33-1209-0600	Center for Clinical and Translatio Rsrh	0	0.00	1,274,399	23.13	271,748	0	1,546,147	3,851	1,549,998
33-1209-0660	SEQUENCER FACILITY	5,095	0.04	25,275	0.50	6,476	0	36,846	0	36,846
33-1209-0840	Electrn Micspy Core	8,059	0.06	53,526	1.21	13,133	0	74,718	0	74,718
33-1209-0842	NEXT GEN SEQ CORE	23,685	0.21	0	0.00	5,050	0	28,735	0	28,735
33-1209-3000	COSTSHARING/ 36-5150-2085-101	7,770	0.07	0	0.00	1,657	0	9,427	0	9,427
	TOTAL	**191,013**	**2.30**	**2,088,405**	**36.69**	**486,060**	**0**	**2,765,478**	**3,851**	**2,769,329**
	SUB PROGRAM TOTAL	**793,028**	**9**	**4,380,362**	**75**	**907,635**	**0**	**6,081,025**	**52,509**	**6,133,534**

SUBPROGRAM #/NAME: 16 McGoogan Library of Medicine

UNMC-State General Fund-731 State & University Generated/Unrestricted

COST OBJECT		FACULTY Dollar	FACULTY FTE	NON FACULTY Dollar	NON FACULTY FTE	EMPLOYEE BENEFITS	PERSONAL SERVICE CREDITS	TOTAL PERSONAL SERVICES	TOTAL OPERATING EXPENSES	TOTAL
31-1601-0006	Library Salaries	1,023,274	15.00	624,417	11.38	415,070	0	2,062,761	0	2,062,761
31-1601-3023	COSTSHARING 36-0115-1005-005	3,714	0.05	0	0.00	917	0	4,631	0	4,631
31-1603-0006	Library General	0	0.00	0	0.00	0	0	0	55,258	55,258
31-1605-0006	Library Books	0	0.00	0	0.00	0	0	0	3,780	3,780
31-1607-0006	Library Periodicals	0	0.00	0	0.00	0	0	0	708,025	708,025
	TOTAL	**1,026,988**	**15.05**	**624,417**	**11.38**	**415,987**	**0**	**2,067,392**	**767,063**	**2,834,455**

UNMC-Auxiliary-739 Auxiliaries & Services/Restricted

COST OBJECT		FACULTY Dollar	FACULTY FTE	NON FACULTY Dollar	NON FACULTY FTE	EMPLOYEE BENEFITS	PERSONAL SERVICE CREDITS	TOTAL PERSONAL SERVICES	TOTAL OPERATING EXPENSES	TOTAL
33-1651-0126	Printing & Dup-Library Bindery	0	0.00	0	0.00	0	0	0	2,000	2,000
33-1652-0586	Library Retrieval System	0	0.00	0	0.00	0	0	0	3,500	3,500
33-1652-0596	Library Vending Machines	0	0.00	0	0.00	0	0	0	500	500
33-1652-1446	NMC DataBase Licenses	0	0.00	0	0.00	0	0	0	159,698	159,698
33-1652-1466	Print & Dup Serv-Lib	0	0.00	0	0.00	0	0	0	250	250
33-1652-1476	Interlibrary Loans	0	0.00	0	0.00	0	0	0	19,537	19,537
33-1652-1500	Student Library Fees	0	0.00	0	0.00	0	0	0	760,000	760,000
33-1652-3456	Library Fines	0	0.00	0	0.00	0	0	0	250	250
33-1652-5001	Library 04/05 Reallocation	0	0.00	111,660	3.51	23,810	0	135,470	132,453	267,923
	TOTAL	**0**	**0.00**	**111,660**	**3.51**	**23,810**	**0**	**135,470**	**1,078,188**	**1,213,658**
	SUB PROGRAM TOTAL	**1,026,988**	**15**	**736,077**	**15**	**439,797**	**0**	**2,202,862**	**1,845,251**	**4,048,113**

SUBPROGRAM #/NAME: 18 College of Nursing

UNMC-State General Fund-731 State & University Generated/Unrestricted

COST OBJECT		FACULTY Dollar	FACULTY FTE	NON FACULTY Dollar	NON FACULTY FTE	EMPLOYEE BENEFITS	PERSONAL SERVICE CREDITS	TOTAL PERSONAL SERVICES	TOTAL OPERATING EXPENSES	TOTAL
31-1801-0010	CON Office	810,896	7.51	994,730	9.90	217,175	0	2,022,801	0	2,022,801

COST OBJECT LISTING BY SUB PROGRAM
2018-2019GENERAL OPERATING BUDGET
UNIVERSITY OF NEBRASKA MEDICAL CENTER

SUBPROGRAM #/NAME: 18 College of Nursing

UNMC-State General Fund-731 State & University Generated/Unrestricted

COST OBJECT		FACULTY Dollar	FACULTY FTE	NON FACULTY Dollar	NON FACULTY FTE	EMPLOYEE BENEFITS	PERSONAL SERVICE CREDITS	TOTAL PERSONAL SERVICES	TOTAL OPERATING EXPENSES	TOTAL
31-1801-0015	POE-Expansion of BSN Enrollments	331,047	4.30	1,500	0.00	82,140	0	414,687	0	414,687
31-1801-0016	POE-Interdiscipl Bio Prep Train Sim	117,545	1.14	137,517	2.13	0	0	255,062	0	255,062
31-1801-0034	CON Learning Center	0	0.00	68,340	1.00	16,879	0	85,219	0	85,219
31-1801-0101	Undergraduate Nursing	266,579	2.00	301,729	5.00	113,498	0	681,806	0	681,806
31-1801-0103	Student Services	0	0.00	304,350	5.20	72,462	0	376,812	0	376,812
31-1801-0200	CON Omaha Division	5,025,823	48.36	321,882	5.00	1,033,112	0	6,380,817	0	6,380,817
31-1805-0001	Nursing Instruct-General Summer Ses	23,110	0.30	0	0.00	0	0	23,110	0	23,110
31-1813-0011	Niedfelt Nsg Rsch Ctr	211,897	2.00	122,416	2.00	76,752	0	411,065	0	411,065
31-1822-0014	CON Administration - Lincoln	2,182,338	21.50	366,936	7.00	584,321	0	3,133,595	8,029	3,141,624
31-1824-0021	Nursing Instruc-General West Nebraska	737,916	10.08	175,340	3.25	179,629	0	1,092,885	8,029	1,100,914
31-1825-0031	Nursing Instr - Kearney	824,361	11.55	221,048	4.50	223,703	0	1,269,112	8,029	1,277,141
31-1825-9000	CON-Kearney Expansion Project	967,007	12.10	184,292	3.10	128,978	0	1,280,277	8,293	1,288,570
31-1826-0001	College of Nursing - Northern Division	909,715	13.30	185,699	3.85	217,592	0	1,313,006	8,030	1,321,036
	TOTAL	**12,408,234**	**134.14**	**3,385,779**	**51.93**	**2,946,241**	**0**	**18,740,254**	**40,410**	**18,780,664**

UNMC-Federal Letter of Credit-736 Federal/Restricted

COST OBJECT		FACULTY Dollar	FACULTY FTE	NON FACULTY Dollar	NON FACULTY FTE	EMPLOYEE BENEFITS	PERSONAL SERVICE CREDITS	TOTAL PERSONAL SERVICES	TOTAL OPERATING EXPENSES	TOTAL
34-1805-1015001	College of Nursing	10,716	0.10	64,350	1.00	12,178	0	87,244	0	87,244
34-1822-2003101	Bone-Loading Exercises versus Risendrona	43,830	0.31	57,671	1.00	16,468	0	117,969	0	117,969
34-1826-2001001	College of Nursing	33,049	0.35	1,966	0.04	5,680	0	40,695	0	40,695
	TOTAL	**87,595**	**0.76**	**123,987**	**2.04**	**34,326**	**0**	**245,908**	**0**	**245,908**

UNMC-Trust-Grant/Cont/Loan/End-738 Trust/Restricted

COST OBJECT		FACULTY Dollar	FACULTY FTE	NON FACULTY Dollar	NON FACULTY FTE	EMPLOYEE BENEFITS	PERSONAL SERVICE CREDITS	TOTAL PERSONAL SERVICES	TOTAL OPERATING EXPENSES	TOTAL
36-1805-2018001	College of Nursing	16,886	0.18	0	0.00	2,993	0	19,879	0	19,879
36-1805-2019001	College of Nursing	1,072	0.01	1,474	0.03	452	0	2,998	0	2,998
36-1805-2022001	College of Nursing	12,084	0.13	0	0.00	2,141	0	14,225	0	14,225
36-1805-2023001	College of Nursing	1,745	0.01	3,600	0.08	947	0	6,292	0	6,292
36-1822-2005101	Mollard Pilot	0	0.00	8,358	0.14	1,481	0	9,839	0	9,839
37-1801-4001001	CON Development Fund	10,000	0.00	57,678	0.97	12,261	0	79,939	0	79,939
37-1801-4001013	Ryan - Endowed Chair	0	0.00	47,186	0.96	8,363	0	55,549	0	55,549
37-1801-4001036	Omaha Division Development	382,983	5.25	25,500	0.50	72,399	0	480,882	0	480,882
37-1801-4001040	CCCM Development	0	0.00	55,148	1.00	9,774	0	64,922	0	64,922
37-1801-4002001	Morehead Center for Nursing Practice	44,417	0.25	80,088	1.50	22,068	0	146,573	0	146,573
37-1813-4001001	College Of Nursing - Nnrc	0	0.00	32,493	0.50	5,758	0	38,251	0	38,251
37-1813-4001008	NNRC - Pilot Research Project	0	0.00	21,172	0.50	3,752	0	24,924	0	24,924
37-1822-4001001	Lincoln Development	30,579	0.50	0	0.00	5,421	0	36,000	0	36,000
37-1824-3001001	CON West Nebraska Division Support	43,429	0.80	0	0.00	7,697	0	51,126	0	51,126
37-1824-3001005	CON WND Accelerated Program Support	81,307	1.00	0	0.00	14,411	0	95,718	0	95,718
37-1826-4001001	CON - Northern Division	96,092	1.60	0	0.00	17,032	0	113,124	0	113,124
	TOTAL	**720,594**	**9.73**	**332,697**	**6.18**	**186,950**	**0**	**1,240,241**	**0**	**1,240,241**

UNMC-Auxiliary-739 Auxiliaries & Services/Restricted

COST OBJECT		FACULTY Dollar	FACULTY FTE	NON FACULTY Dollar	NON FACULTY FTE	EMPLOYEE BENEFITS	PERSONAL SERVICE CREDITS	TOTAL PERSONAL SERVICES	TOTAL OPERATING EXPENSES	TOTAL
33-1852-0016	CON-Course Fees-UNMC	0	0.00	0	0.00	0	0	0	40,000	40,000
33-1852-0017	CON-Lab Fees-UNMC	0	0.00	0	0.00	0	0	0	45,000	45,000

COST OBJECT LISTING BY SUB PROGRAM
2018-2019GENERAL OPERATING BUDGET
UNIVERSITY OF NEBRASKA MEDICAL CENTER

SUBPROGRAM #/NAME: 18 College of Nursing

UNMC-Auxiliary-739 Auxiliaries & Services/Restricted

COST OBJECT		FACULTY Dollar	FACULTY FTE	NON FACULTY Dollar	NON FACULTY FTE	EMPLOYEE BENEFITS	PERSONAL SERVICE CREDITS	TOTAL PERSONAL SERVICES	TOTAL OPERATING EXPENSES	TOTAL
33-1852-0018	CON-Distributive Learning-UNMC	0	0.00	56,943	1.00	12,142	0	69,085	65,000	134,085
33-1852-0019	CON-Other Fees-UNMC	0	0.00	66,149	1.00	14,106	0	80,255	402,000	482,255
33-1852-0020	CON-Omaha Technology Fee	0	0.00	0	0.00	0	0	0	75,000	75,000
33-1852-0026	Sen Fees - Scottsbluff	0	0.00	0	0.00	0	0	0	800	800
33-1852-0036	Fees - Kearney	0	0.00	0	0.00	0	0	0	200	200
33-1852-0046	CON-Course Fees-Kearney	0	0.00	0	0.00	0	0	0	9,800	9,800
33-1852-0047	CON-Lab Fees-Kearney	0	0.00	0	0.00	0	0	0	14,000	14,000
33-1852-0048	CON-Distributive Learning-Kearney	0	0.00	0	0.00	0	0	0	80,000	80,000
33-1852-0049	CON-Other Fees-Kearney	0	0.00	0	0.00	0	0	0	1,400	1,400
33-1852-0050	CON-Kearney Technology Fee	0	0.00	0	0.00	0	0	0	12,000	12,000
33-1852-0056	CON - Course Fees - Norfolk	0	0.00	0	0.00	0	0	0	10,500	10,500
33-1852-0057	CON - Lab Fees - Norfolk	0	0.00	0	0.00	0	0	0	19,000	19,000
33-1852-0058	CON - Distributive Learning - Norfolk	0	0.00	0	0.00	0	0	0	52,000	52,000
33-1852-0060	CON-Norfolk Technology Fee	0	0.00	0	0.00	0	0	0	12,000	12,000
33-1852-0066	Sen Fees - Norfolk	0	0.00	0	0.00	0	0	0	900	900
33-1852-0101	CON Application Fees	0	0.00	0	0.00	0	0	0	8,000	8,000
33-1852-2226	CON-Course Fees-UNL	0	0.00	0	0.00	0	0	0	15,500	15,500
33-1852-2227	CON-Lab Fees-UNL	0	0.00	0	0.00	0	0	0	20,000	20,000
33-1852-2228	CON-Distributive Learning-UNL	0	0.00	51,651	1.00	11,015	0	62,666	7,200	69,866
33-1852-2229	CON-Other Fees-UNL	0	0.00	0	0.00	0	0	0	700	700
33-1852-2230	CON-Lincoln Technology Fee	0	0.00	0	0.00	0	0	0	6,500	6,500
33-1852-3336	CON-Course Fees-Scottsbluff	0	0.00	0	0.00	0	0	0	10,000	10,000
33-1852-3337	CON-Lab Fees-Scottsbluff	0	0.00	0	0.00	0	0	0	9,000	9,000
33-1852-3338	CON-Distributive Learning-Scottsbluff	0	0.00	0	0.00	0	0	0	17,000	17,000
33-1852-3339	CON-Other Fees-Scottsbluff	0	0.00	0	0.00	0	0	0	3,000	3,000
33-1852-3340	CON-Western Nebraska Technology Fee	0	0.00	0	0.00	0	0	0	12,000	12,000
33-1854-0005	CBH Development-Morris	0	0.00	0	0.00	0	0	0	5,161	5,161
33-1854-0016	C Miller Professional Development	0	0.00	0	0.00	0	0	0	40,000	40,000
33-1854-0020	CON-Wellness for Women	0	0.00	0	0.00	0	0	0	109	109
33-1854-0030	Northern Division	0	0.00	0	0.00	0	0	0	70,000	70,000
33-1854-0036	Nursing-Learning Center	0	0.00	0	0.00	0	0	0	7,700	7,700
33-1854-0100	Evaluation Contracts-Kaiser	0	0.00	0	0.00	0	0	0	5,000	5,000
33-1854-0110	Aguirre Additional Comp Fund	0	0.00	0	0.00	0	0	0	450	450
33-1854-0600	Con - Equip Maint Contracts	0	0.00	69,068	1.00	14,729	0	83,797	117,000	200,797
33-1854-0601	Con-Eq Maint Cntrct UNL	0	0.00	0	0.00	0	0	0	3,000	3,000
33-1854-0602	Con-Eq Maint Cntrct Sctblf	0	0.00	0	0.00	0	0	0	3,000	3,000
33-1854-0603	Con-Eq Maint Cntrct UNK	0	0.00	0	0.00	0	0	0	3,000	3,000
	TOTAL	**0**	**0.00**	**243,811**	**4.00**	**51,992**	**0**	**295,803**	**1,202,920**	**1,498,723**
	SUB PROGRAM TOTAL	**13,216,423**	**145**	**4,086,274**	**64**	**3,219,509**	**0**	**20,522,206**	**1,243,330**	**21,765,536**

SUBPROGRAM #/NAME: 19 Eppley Research Institute

UNMC-State General Fund-731 State & University Generated/Unrestricted

COST OBJECT		FACULTY Dollar	FACULTY FTE	NON FACULTY Dollar	NON FACULTY FTE	EMPLOYEE BENEFITS	PERSONAL SERVICE CREDITS	TOTAL PERSONAL SERVICES	TOTAL OPERATING EXPENSES	TOTAL
31-1905-0002	Eppley Administration	32,948	0.42	551,334	10.64	137,674	0	721,956	74,446	796,402
31-1905-0006	Eppley Media and Education	0	0.00	85,725	1.23	21,175	0	106,900	10,000	116,900
31-1905-0012	Eppley Director	0	0.00	171,575	0.93	42,380	0	213,955	24,465	238,420
31-1905-0015	FACULTY ADMIN	6,260	0.03	276,640	0.00	69,877	0	352,777	0	352,777

COST OBJECT LISTING BY SUB PROGRAM
2018-2019GENERAL OPERATING BUDGET
UNIVERSITY OF NEBRASKA MEDICAL CENTER

SUBPROGRAM #/NAME: 19 Eppley Research Institute

UNMC-State General Fund-731 State & University Generated/Unrestricted

COST OBJECT		FACULTY Dollar	FACULTY FTE	NON FACULTY Dollar	NON FACULTY FTE	EMPLOYEE BENEFITS	PERSONAL SERVICE CREDITS	TOTAL PERSONAL SERVICES	TOTAL OPERATING EXPENSES	TOTAL
31-1905-0022	Eppley Faculty Research	1,379,193	9.57	55,827	0.50	354,449	0	1,789,469	0	1,789,469
31-1905-0032	Eppley Facilities & Maintenance	0	0.00	172,216	2.79	42,537	0	214,753	34,890	249,643
31-1905-0102	Eppley Recruitment	0	0.00	0	0.00	0	0	0	15,267	15,267
31-1905-0402	Eppley Seminars	0	0.00	0	0.00	0	0	0	10,000	10,000
31-1905-0502	Eppley Computing Technologies	0	0.00	112,859	1.25	27,876	0	140,735	14,000	154,735
31-1905-7246	COSTSHARING/ 36-1905-2283-001	27,360	0.21	0	0.00	6,757	0	34,117	0	34,117
31-1905-7253	COSTSHARING/ 36-1905-2301-001	6,840	0.05	0	0.00	1,690	0	8,530	0	8,530
31-1905-7272	COSTSHARING/ 36-1905-2324-001	9,350	0.06	0	0.00	2,309	0	11,659	0	11,659
31-1905-7273	COSTSHARING/ 36-1905-2324-001	9,002	0.03	0	0.00	2,223	0	11,225	0	11,225
31-1905-7277	COSTSHARING/ 34-1905-2226-001	63,814	0.39	0	0.00	15,762	0	79,576	0	79,576
31-1905-7279	COSTSHARING/ 34-1905-2216-709	7,641	0.05	0	0.00	1,888	0	9,529	0	9,529
31-1905-7280	COSTSHARING/ 34-1905-2216-809	9,911	0.06	0	0.00	2,448	0	12,359	0	12,359
	TOTAL	**1,552,319**	**10.85**	**1,426,176**	**17.34**	**729,045**	**0**	**3,707,540**	**183,068**	**3,890,608**

UNMC-Federal Letter of Credit-736 Federal/Restricted

COST OBJECT		FACULTY Dollar	FACULTY FTE	NON FACULTY Dollar	NON FACULTY FTE	EMPLOYEE BENEFITS	PERSONAL SERVICE CREDITS	TOTAL PERSONAL SERVICES	TOTAL OPERATING EXPENSES	TOTAL
34-1901-2117032	Senior Leadership	43,584	0.25	128,956	0.54	27,993	0	200,533	0	200,533
34-1901-2117033	Leaders of Scientific Research Programs	82,277	0.46	18,700	0.00	16,382	0	117,359	0	117,359
34-1901-2117035	Developmental Funds	41,107	0.50	251,268	5.20	47,434	0	339,809	0	339,809
34-1901-2117036	Administration	0	0.00	113,532	1.60	18,419	0	131,951	0	131,951
34-1901-2117037	Flow Cytometry Facility	0	0.00	39,634	0.60	6,431	0	46,065	0	46,065
34-1901-2117038	Advanced Microscopy Core Facility	8,584	0.06	8,512	0.15	2,773	0	19,869	0	19,869
34-1901-2117039	Laboratory Services Shared Resource	7,152	0.06	34,883	0.70	6,820	0	48,855	0	48,855
34-1901-2117040	Molecular Biology Core Facility	36,748	0.37	51,462	1.00	14,312	0	102,522	0	102,522
34-1901-2117042	Structural Biology Facility	15,842	0.10	25,257	0.32	6,668	0	47,767	0	47,767
34-1901-2117043	Histological Support	9,350	0.11	24,649	0.50	5,516	0	39,515	0	39,515
34-1901-2117044	Bioinformatics Facility	19,512	0.11	0	0.00	3,167	0	22,679	0	22,679
34-1901-2117045	Biostatistics Facility	24,149	0.14	7,779	0.11	5,180	0	37,108	0	37,108
34-1901-2117046	Clinical Protocol and Data Mgmt Unit	3,738	0.03	43,081	0.75	7,596	0	54,415	0	54,415
34-1901-2117047	Protocol Review and Monitoring System	11,752	0.11	37,932	0.70	8,061	0	57,745	0	57,745
34-1901-2117049	Lymphoma Support	1,870	0.02	0	0.00	304	0	2,174	0	2,174
34-1901-2117050	Tumor Bank Support	9,350	0.08	30,930	0.50	6,535	0	46,815	0	46,815
34-1905-2213001	Eppley	36,585	0.37	38,770	0.76	12,224	0	87,579	0	87,579
34-1905-2214006	Translesion Synthesis DNA Polymerases an	36,996	0.36	72,097	1.90	17,698	0	126,791	0	126,791
34-1905-2216109	SPORE Hollingsworth Project #1	32,461	0.18	0	0.00	5,266	0	37,727	0	37,727
34-1905-2216119	SPORE Supplement Microenvironment	24,588	0.50	73,588	1.00	15,927	0	114,103	0	114,103
34-1905-2216129	SPORE Supplement/Xenograft (PDX) Models	3,792	0.02	20,000	0.50	3,860	0	27,652	0	27,652
34-1905-2216209	SPORE Batra Project #2	104,702	1.25	6,674	0.10	18,069	0	129,445	0	129,445
34-1905-2216309	SPORE Pankaj Project #4	93,957	1.39	20,527	0.50	18,573	0	133,057	0	133,057
34-1905-2216409	SPORE Administrative Core	37,920	0.16	36,302	0.51	12,041	0	86,263	0	86,263
34-1905-2216419	SPORE Woods Career Development Project	0	0.00	47,624	1.00	7,727	0	55,351	0	55,351
34-1905-2216509	SPORE Tissue Core Bank - Bridge	14,960	0.12	41,434	1.00	9,149	0	65,543	0	65,543
34-1905-2216519	SPORE Tissue Core RAP-Hollingsworth	8,620	0.13	27,150	0.60	5,804	0	41,574	0	41,574
34-1905-2216609	SPORE Biostatistics	52,018	0.38	0	0.00	8,439	0	60,457	0	60,457
34-1905-2216709	SPORE Career Development	20,350	0.20	7,692	0.14	4,549	0	32,591	0	32,591
34-1905-2216809	SPORE Developmental	1,896	0.01	0	0.00	308	0	2,204	0	2,204
34-1905-2216829	SPORE-Investigation of novel Rab inhibit	0	0.00	14,746	0.30	2,392	0	17,138	0	17,138
34-1905-2216839	SPORE-Talmadge Projet	0	0.00	10,806	0.30	1,753	0	12,559	0	12,559
34-1905-2216909	SPORE Black Project #3	84,801	1.23	40,222	0.75	20,284	0	145,307	0	145,307

COST OBJECT LISTING BY SUB PROGRAM
2018-2019GENERAL OPERATING BUDGET
UNIVERSITY OF NEBRASKA MEDICAL CENTER

SUBPROGRAM #/NAME: 19 Eppley Research Institute

UNMC-Federal Letter of Credit-736 Federal/Restricted

COST OBJECT		FACULTY Dollar	FACULTY FTE	NON FACULTY Dollar	NON FACULTY FTE	EMPLOYEE BENEFITS	PERSONAL SERVICE CREDITS	TOTAL PERSONAL SERVICES	TOTAL OPERATING EXPENSES	TOTAL
34-1905-2224001	Eppley	36,008	0.21	64,000	1.00	16,225	0	116,233	0	116,233
34-1905-2226001	Eppley	17,450	0.35	87,032	2.00	16,951	0	121,433	0	121,433
34-1905-2228025	Eppley	17,193	0.40	0	0.00	2,789	0	19,982	0	19,982
34-1905-2229001	Eppley	57,686	0.87	0	0.00	9,359	0	67,045	0	67,045
34-1905-2232001	Eppley	11,131	0.19	0	0.00	1,805	0	12,936	0	12,936
34-1905-2233001	Eppley	74,521	0.85	20,527	0.50	15,420	0	110,468	0	110,468
34-1905-2234001	Eppley	38,273	0.25	129,032	3.00	27,142	0	194,447	0	194,447
34-1905-2235001	Eppley	41,797	0.43	126,531	3.00	27,308	0	195,636	0	195,636
34-1905-2236001	Eppley	55,177	0.76	43,516	1.00	16,011	0	114,704	0	114,704
34-1905-2237001	Eppley	55,126	0.76	43,516	1.00	16,004	0	114,646	0	114,646
34-1905-2238101	PCDC - Tissue Resource	7,480	0.17	0	0.00	1,213	0	8,693	0	8,693
34-1905-2238102	PCDC - Tissue Resource	18,471	0.24	3,698	0.05	3,597	0	25,766	0	25,766
34-1905-2238201	PCDC - Bio Specimen Project	72,140	1.00	0	0.00	11,703	0	83,843	0	83,843
34-1905-2238202	PCDC - Bio Specimen Project	38,295	0.36	100,980	1.50	22,596	0	161,871	0	161,871
34-1905-2238302	PCDC - Research Project	23,700	0.10	76,756	1.50	16,297	0	116,753	0	116,753
34-1905-2239001	Eppley	75,065	1.25	43,516	1.00	19,238	0	137,819	0	137,819
34-1905-2241001	Eppley	60,368	0.57	38,773	0.70	16,083	0	115,224	0	115,224
34-1905-2242001	Eppley	68,707	1.13	0	0.00	11,148	0	79,855	0	79,855
34-1905-2243001	Eppley	26,187	0.29	52,466	1.25	12,760	0	91,413	0	91,413
34-1905-2244101	Administrative Core	160,598	0.96	30,815	0.50	31,054	0	222,467	0	222,467
34-1905-2244201	High Throughput Screening and Computatio	7,845	0.10	0	0.00	1,273	0	9,118	0	9,118
34-1905-2244401	Target Validation Core 3	24,879	0.22	45,211	0.80	11,371	0	81,461	0	81,461
34-1905-2244501	Spartan Protease Repairs DNA-Protein Cro	42,436	0.50	35,400	1.00	12,628	0	90,464	0	90,464
34-1905-2244701	Role of E3 Ligase, UBR5, in Hematopoieti	43,709	0.50	37,630	0.90	13,197	0	94,536	0	94,536
34-1905-2244801	CTDP1 Regulates FANCI and the Response t	53,895	0.62	0	0.00	8,744	0	62,639	0	62,639
34-1905-2244901	Developing Targeted Therapeutic Nanosyst	55,692	0.50	93,053	2.00	24,132	0	172,877	0	172,877
34-1905-2245001	Eppley	46,216	0.72	41,503	0.75	14,232	0	101,951	0	101,951
	TOTAL	**2,098,706**	**22.95**	**2,388,162**	**45.47**	**727,934**	**0**	**5,214,802**	**0**	**5,214,802**

UNMC-Federal Advance-737 Federal/Restricted

COST OBJECT		FACULTY Dollar	FACULTY FTE	NON FACULTY Dollar	NON FACULTY FTE	EMPLOYEE BENEFITS	PERSONAL SERVICE CREDITS	TOTAL PERSONAL SERVICES	TOTAL OPERATING EXPENSES	TOTAL
35-1905-2041001	Eppley	20,520	0.15	23,304	0.32	7,111	0	50,935	0	50,935
35-1905-2044001	Eppley	95,554	0.86	38,803	0.90	21,797	0	156,154	0	156,154
	TOTAL	**116,074**	**1.01**	**62,107**	**1.22**	**28,908**	**0**	**207,089**	**0**	**207,089**

UNMC-Trust-Grant/Cont/Loan/End-738 Trust/Restricted

COST OBJECT		FACULTY Dollar	FACULTY FTE	NON FACULTY Dollar	NON FACULTY FTE	EMPLOYEE BENEFITS	PERSONAL SERVICE CREDITS	TOTAL PERSONAL SERVICES	TOTAL OPERATING EXPENSES	TOTAL
36-1905-2263001	Eppley	5,772	0.00	0	0.00	1,023	0	6,795	0	6,795
36-1905-2283001	Eppley	27,360	0.21	54,671	1.25	14,540	0	96,571	0	96,571
36-1905-2293001	Eppley	56,903	0.85	47,012	0.97	18,418	0	122,333	0	122,333
36-1905-2320001	Eppley	0	0.00	4,112	0.10	727	0	4,839	0	4,839
36-1905-2331001	Eppley	17,973	0.28	13,835	0.25	5,639	0	37,447	0	37,447
37-1901-2004001	Antidote Development	6,875	0.10	49,482	1.00	9,988	0	66,345	0	66,345
37-1905-2003001	Eppley Fdn/Carcinogensis	0	0.00	70,724	0.20	12,535	0	83,259	0	83,259
37-1905-2027001	Eppley Institute	24,589	0.50	0	0.00	4,358	0	28,947	0	28,947
37-1905-2028001	Eppley	0	0.00	11,302	0.20	2,003	0	13,305	0	13,305
37-1905-2033001	Eppley	0	0.00	8,222	0.20	1,458	0	9,680	0	9,680
37-1905-2034001	Eppley	47,000	1.00	0	0.00	8,330	0	55,330	0	55,330

COST OBJECT LISTING BY SUB PROGRAM
2018-2019GENERAL OPERATING BUDGET
UNIVERSITY OF NEBRASKA MEDICAL CENTER

SUBPROGRAM #/NAME: 19 Eppley Research Institute

UNMC-Trust-Grant/Cont/Loan/End-738 Trust/Restricted

COST OBJECT		FACULTY Dollar	FACULTY FTE	NON FACULTY Dollar	NON FACULTY FTE	EMPLOYEE BENEFITS	PERSONAL SERVICE CREDITS	TOTAL PERSONAL SERVICES	TOTAL OPERATING EXPENSES	TOTAL
37-1905-2035001	Eppley	0	0.00	48,574	1.00	8,609	0	57,183	0	57,183
37-1905-2037001	Eppley	11,040	0.16	0	0.00	1,957	0	12,997	0	12,997
37-1905-2100103	Black	70,369	0.85	0	0.00	12,471	0	82,840	0	82,840
37-1905-2100105	Cowan PA Assistant	0	0.00	77,521	0.80	13,740	0	91,261	0	91,261
37-1905-2100108	Pavlov	0	0.00	3,176	0.10	563	0	3,739	0	3,739
37-1905-2100111	Solheim	0	0.00	8,950	0.25	1,587	0	10,537	0	10,537
37-1905-2202001	Eppley	0	0.00	73,888	1.75	13,097	0	86,985	0	86,985
37-1905-4002001	Eppley	70,430	0.89	56,883	0.92	22,563	0	149,876	0	149,876
37-1905-4003001	Eppley	30,000	0.00	0	0.00	5,317	0	35,317	0	35,317
	TOTAL	**368,311**	**4.84**	**528,352**	**8.99**	**158,923**	**0**	**1,055,586**	**0**	**1,055,586**
	SUB PROGRAM TOTAL	**4,135,410**	**40**	**4,404,797**	**73**	**1,644,810**	**0**	**10,185,017**	**183,068**	**10,368,085**

SUBPROGRAM #/NAME: 20 College of Pharmacy

UNMC-State General Fund-731 State & University Generated/Unrestricted

COST OBJECT		FACULTY Dollar	FACULTY FTE	NON FACULTY Dollar	NON FACULTY FTE	EMPLOYEE BENEFITS	PERSONAL SERVICE CREDITS	TOTAL PERSONAL SERVICES	TOTAL OPERATING EXPENSES	TOTAL
31-2001-0004	College of Pharmacy	271,092	2.00	677,205	8.37	202,965	0	1,151,262	21,383	1,172,645
31-2001-0050	COP Special Tuition	527,366	3.87	117,771	1.68	106,287	0	751,424	16,800	768,224
31-2001-0292	Salary Release-Pharmacy Practice	0	0.00	41,570	0.99	0	0	41,570	0	41,570
31-2001-0334	COP Distr Of Indirect Cost	0	0.00	22,954	0.55	5,670	0	28,624	0	28,624
31-2001-0445	COP Startup - Ronshi Li	0	0.00	19,791	0.25	0	0	19,791	0	19,791
31-2001-0450	COP Start Up Scarsi	0	0.00	32,895	0.75	8,125	0	41,020	0	41,020
31-2001-5001	Diff Tuition Sup1819	166,950	0.00	0	0.00	0	0	166,950	0	166,950
31-2005-0001	Pharmaceutical Sciences	1,112,685	6.56	172,135	0.80	269,758	0	1,554,578	38,011	1,592,589
31-2005-0020	COP-Aaron Mohs Start Up	0	0.00	42,840	1.00	0	0	42,840	0	42,840
31-2005-0025	Sorin Luca Startup Account	0	0.00	9,700	0.50	0	0	9,700	0	9,700
31-2005-0035	Jared Garrision Startup Account	0	0.00	18,883	0.47	0	0	18,883	0	18,883
31-2005-0045	COP- Oupicky Start Up	3,676	0.18	7,931	1.22	0	0	11,607	0	11,607
31-2005-0051	Pharm Sci - Supplemental Comp Plan	0	0.00	724	0.02	0	0	724	0	724
31-2005-0055	COP Mahato Start Up	0	0.00	35,000	1.00	8,645	0	43,645	0	43,645
31-2005-0061	COP Pharmaceutical Sci-Dev	0	0.00	88,641	2.02	19,948	0	108,589	0	108,589
31-2005-0505	POE-Ctr for Drug Delivery&Nanomedicine	93,864	0.61	19,706	0.50	0	0	113,570	0	113,570
31-2005-0506	POE-DRUG DISCOVERYID	130,367	1.07	0	0.00	2,227	0	132,594	0	132,594
31-2005-3050	COSTSHARING/ 36-2005-2128-001	5,994	0.05	0	0.00	0	0	5,994	0	5,994
31-2005-3051	COSTSHARING/ 36-2005-2129-001	11,675	0.10	0	0.00	0	0	11,675	0	11,675
31-2005-3052	COSTSHARING/ 34-2005-2131-001	1,259	0.01	0	0.00	311	0	1,570	0	1,570
31-2007-0004	College of Pharmacy General	0	0.00	100,000	5.00	24,700	0	124,700	0	124,700
31-2009-0001	Pharmacy Practice	943,770	11.56	85,769	0.30	377,480	0	1,407,019	25,869	1,432,888
31-2009-0010	Matthew Kelso Start Up Account	0	0.00	36,332	1.05	0	0	36,332	0	36,332
31-2009-0051	POE-Pharmaceutical Outcomes	103,893	0.74	0	0.00	10,534	0	114,427	0	114,427
31-2009-0081	COP-Murry Start Up	0	0.00	39,000	1.00	0	0	39,000	0	39,000
31-2009-0092	COP-KNOELL START UP	0	0.00	26,425	0.60	6,527	0	32,952	0	32,952
31-2009-3010	COSTSHARING/ 36-2009-2046-001	978	0.01	0	0.00	0	0	978	0	978
31-2009-3012	COSTSHARING/ 36-5313-2057-001	7	0.00	0	0.00	0	0	7	0	7
31-2009-3014	COSTSHARING/ 36-1805-2018-001	6,064	0.05	0	0.00	1,498	0	7,562	0	7,562
	TOTAL	**3,379,640**	**26.81**	**1,595,272**	**28.06**	**1,044,675**	**0**	**6,019,587**	**102,063**	**6,121,650**

COST OBJECT LISTING BY SUB PROGRAM
2018-2019GENERAL OPERATING BUDGET
UNIVERSITY OF NEBRASKA MEDICAL CENTER

SUBPROGRAM #/NAME: 20 College of Pharmacy

UNMC-Federal Letter of Credit-736 Federal/Restricted

COST OBJECT		FACULTY Dollar	FACULTY FTE	NON FACULTY Dollar	NON FACULTY FTE	EMPLOYEE BENEFITS	PERSONAL SERVICE CREDITS	TOTAL PERSONAL SERVICES	TOTAL OPERATING EXPENSES	TOTAL
34-2001-2002001	College of Pharmacy	87,622	0.98	120,994	2.03	33,845	0	242,461	0	242,461
34-2005-2064001	College of Pharmacy	83,726	1.34	0	0.00	13,584	0	97,310	0	97,310
34-2005-2065001	College of Pharmacy	47,674	0.26	0	0.00	7,735	0	55,409	0	55,409
34-2005-2066001	College of Pharmacy	52,242	0.33	42,517	1.00	15,375	0	110,134	0	110,134
34-2005-2067001	College of Pharmacy	129,400	1.59	0	0.00	20,992	0	150,392	0	150,392
34-2005-2071001	College of Pharmacy	73,304	0.73	0	0.00	11,892	0	85,196	0	85,196
34-2005-2072001	College of Pharmacy	31,274	0.21	0	0.00	5,074	0	36,348	0	36,348
34-2005-2073008	Project 1: Nanoformulation Manufacture a	22,419	0.14	0	0.00	3,637	0	26,056	0	26,056
34-2005-2074008	Core B: NanoART Pharmacokinetics and Vir	53,202	0.68	0	0.00	8,630	0	61,832	0	61,832
34-2005-2076005	College of Pharmacy	58,091	0.38	136,812	3.00	31,621	0	226,524	0	226,524
34-2005-2077001	College of Pharmacy	68,629	0.55	42,656	1.00	18,055	0	129,340	0	129,340
34-2005-2080001	College of Pharmacy	92,094	0.63	43,261	1.00	21,959	0	157,314	0	157,314
34-2005-2081001	College of Pharmacy	46,479	0.45	45,495	1.04	14,922	0	106,896	0	106,896
34-2005-2082001	College of Pharmacy	59,200	0.55	0	0.00	9,604	0	68,804	0	68,804
34-2005-2084001	College of Pharmacy	25,757	0.20	26,604	0.75	8,495	0	60,856	0	60,856
34-2005-2085110	Nebraska Center for Nanomed - Admin Core	52,519	0.29	4,620	0.02	9,269	0	66,408	0	66,408
34-2005-2085310	Nebraska Center for Nanomedicine UNO SUB	8,141	0.10	0	0.00	1,319	0	9,460	0	9,460
34-2005-2085410	Nebraska Center for Nanomed - Mohs	0	0.00	33,047	0.75	5,361	0	38,408	0	38,408
34-2005-2085510	Nebraska Center for Nanomed - Xie	1,318	0.01	43,516	1.00	7,274	0	52,108	0	52,108
34-2005-2085710	Nebraska Center for Nanomed - Core B	33,233	0.50	0	0.00	5,392	0	38,625	0	38,625
34-2005-2086001	College of Pharmacy	28,628	0.34	0	0.00	4,644	0	33,272	0	33,272
34-2005-2087001	College of Pharmacy	25,756	0.20	29,945	0.65	9,037	0	64,738	0	64,738
34-2009-2031001	College of Pharmacy	27,349	0.20	37,332	0.77	10,493	0	75,174	0	75,174
34-2009-2033001	College of Pharmacy	85,653	0.75	16,580	0.25	16,586	0	118,819	0	118,819
	TOTAL	**1,193,710**	**11.38**	**623,379**	**13.26**	**294,795**	**0**	**2,111,884**	**0**	**2,111,884**

UNMC-Federal Advance-737 Federal/Restricted

COST OBJECT		FACULTY Dollar	FACULTY FTE	NON FACULTY Dollar	NON FACULTY FTE	EMPLOYEE BENEFITS	PERSONAL SERVICE CREDITS	TOTAL PERSONAL SERVICES	TOTAL OPERATING EXPENSES	TOTAL
35-2005-2021001	College of Pharmacy	13,437	0.08	26,739	0.66	6,517	0	46,693	0	46,693
35-2005-2022001	College of Pharmacy	13,366	0.12	0	0.00	2,168	0	15,534	0	15,534
	TOTAL	**26,803**	**0.20**	**26,739**	**0.66**	**8,685**	**0**	**62,227**	**0**	**62,227**

UNMC-Trust-Grant/Cont/Loan/End-738 Trust/Restricted

COST OBJECT		FACULTY Dollar	FACULTY FTE	NON FACULTY Dollar	NON FACULTY FTE	EMPLOYEE BENEFITS	PERSONAL SERVICE CREDITS	TOTAL PERSONAL SERVICES	TOTAL OPERATING EXPENSES	TOTAL
36-2001-2009012	AACTG Pharmacology Support Laboratory	12,547	0.10	132,441	1.76	25,697	0	170,685	0	170,685
36-2001-2013004	Adipose Tissue is a Significant Reservoi	0	0.00	24,464	0.42	4,336	0	28,800	0	28,800
36-2001-2015001	College of Pharmacy	0	0.00	37,701	0.41	6,682	0	44,383	0	44,383
36-2005-2123003	Targeted Core Shell Nanogels for Triple	82,715	1.62	41,786	1.00	22,068	0	146,569	0	146,569
36-2005-2127003	Targeting the colchicine site in tubulin	4,290	0.02	0	0.00	759	0	5,049	0	5,049
36-2005-2130001	College of Pharmacy	20,605	0.16	0	0.00	3,653	0	24,258	0	24,258
36-2005-2131001	College of Pharmacy	0	0.00	8,076	0.25	1,431	0	9,507	0	9,507
36-2005-2133001	College of Pharmacy	12,877	0.10	26,670	0.37	7,010	0	46,557	0	46,557
36-2005-2134001	College of Pharmacy	15,453	0.12	11,415	0.23	4,763	0	31,631	0	31,631
36-2005-2135001	College of Pharmacy	13,468	0.08	0	0.00	2,386	0	15,854	0	15,854
36-2005-2137001	College of Pharmacy	3,100	0.04	0	0.00	549	0	3,649	0	3,649
36-2005-2138004	College of Pharmacy	36,759	0.53	13,775	0.34	8,957	0	59,491	0	59,491
36-2005-2139001	College of Pharmacy	12,878	0.10	0	0.00	2,283	0	15,161	0	15,161
36-2005-2141001	College of Pharmacy	105,618	1.30	49,152	1.00	27,259	0	182,029	0	182,029

COST OBJECT LISTING BY SUB PROGRAM
2018-2019GENERAL OPERATING BUDGET
UNIVERSITY OF NEBRASKA MEDICAL CENTER

SUBPROGRAM #/NAME: 20 College of Pharmacy

UNMC-Trust-Grant/Cont/Loan/End-738 Trust/Restricted

COST OBJECT		FACULTY Dollar	FACULTY FTE	NON FACULTY Dollar	NON FACULTY FTE	EMPLOYEE BENEFITS	PERSONAL SERVICE CREDITS	TOTAL PERSONAL SERVICES	TOTAL OPERATING EXPENSES	TOTAL
36-2005-2142001	College of Pharmacy	30,017	0.39	0	0.00	5,320	0	35,337	0	35,337
36-2005-2144001	College of Pharmacy	22,957	0.18	61,667	1.75	14,999	0	99,623	0	99,623
36-2009-2050012	Chicago Clinical Trails Unit	11,760	0.09	0	0.00	2,085	0	13,845	0	13,845
36-2009-2054001	College of Pharmacy	38,149	0.30	19,998	0.50	10,305	0	68,452	0	68,452
36-2009-2056001	College of Pharmacy	4,259	0.03	3,200	0.08	1,322	0	8,781	0	8,781
36-2009-2058001	College of Pharmacy	6,700	0.05	0	0.00	1,187	0	7,887	0	7,887
36-2009-2060001	College of Pharmacy	16,335	0.13	8,799	0.22	4,455	0	29,589	0	29,589
37-2001-2011001	COP 31-2099-0088	0	0.00	17,560	0.40	3,112	0	20,672	0	20,672
37-2001-4001001	COP Pharm Science	0	0.00	53,711	1.00	9,521	0	63,232	0	63,232
37-2009-2012001	Pharmacy Practice	9,369	0.20	0	0.00	1,660	0	11,029	0	11,029
	TOTAL	**459,856**	**5.54**	**510,415**	**9.73**	**171,799**	**0**	**1,142,070**	**0**	**1,142,070**

UNMC-Auxiliary-739 Auxiliaries & Services/Restricted

COST OBJECT		FACULTY Dollar	FACULTY FTE	NON FACULTY Dollar	NON FACULTY FTE	EMPLOYEE BENEFITS	PERSONAL SERVICE CREDITS	TOTAL PERSONAL SERVICES	TOTAL OPERATING EXPENSES	TOTAL
33-2001-0030	Course Fees	0	0.00	48,466	1.05	10,333	0	58,799	0	58,799
33-2001-0033	Therapeutic Vision II	0	0.00	67,006	1.50	14,288	0	81,294	0	81,294
33-2001-0060	COP Tech Prg Fees	0	0.00	79,589	1.00	16,971	0	96,560	0	96,560
33-2001-0200	COP Student Technology Fee	0	0.00	27,981	0.50	5,967	0	33,948	0	33,948
33-2001-0600	COP_Chinese Program Fee	0	0.00	51,650	1.10	11,014	0	62,664	0	62,664
33-2005-0080	Osteoahalgesia LLC	11,068	0.20	48,307	1.00	12,662	0	72,037	0	72,037
	TOTAL	**11,068**	**0.20**	**322,999**	**6.15**	**71,235**	**0**	**405,302**	**0**	**405,302**
	SUB PROGRAM TOTAL	**5,071,077**	**44**	**3,078,804**	**58**	**1,591,189**	**0**	**9,741,070**	**102,063**	**9,843,133**

SUBPROGRAM #/NAME: 22 Other Instruction or Research

UNMC-State General Fund-731 State & University Generated/Unrestricted

COST OBJECT		FACULTY Dollar	FACULTY FTE	NON FACULTY Dollar	NON FACULTY FTE	EMPLOYEE BENEFITS	PERSONAL SERVICE CREDITS	TOTAL PERSONAL SERVICES	TOTAL OPERATING EXPENSES	TOTAL
31-2211-0004	Chancellor Program Devel	245,226	0.00	300,897	0.00	132,572	0	678,695	0	678,695
31-2213-0109	Community Partnership Funding	0	0.00	51,319	0.00	0	0	51,319	0	51,319
31-2213-0119	Campus Reallocation	1,062,148	0.00	86,176	0.00	0	0	1,148,324	0	1,148,324
31-2213-0200	Int'l Health & Medical Education	0	0.00	54,203	2.60	68,936	0	123,139	0	123,139
31-2213-0500	Faculty Outstanding Performance Stipend	324,238	0.00	0	0.00	80,086	0	404,324	0	404,324
31-2217-0004	Radiation Safety	0	0.00	144,544	6.50	34,000	0	178,544	793	179,337
31-2217-0024	Radiation Waste Disposal	0	0.00	0	0.00	0	0	0	16,275	16,275
31-2217-0054	Chemical Safety	0	0.00	173,883	3.50	36,885	0	210,768	3,719	214,487
31-2217-0104	Chem/Rad Spill Response Team	0	0.00	0	0.00	0	0	0	4,000	4,000
31-2217-0400	UNMC Safety	0	0.00	198,710	4.00	54,851	0	253,561	5,000	258,561
31-2217-0500	Dir-Envirn Hlth Safe	0	0.00	114,296	1.00	34,406	0	148,702	0	148,702
31-2299-0405	Academic Support Services	0	0.00	0	0.00	0	0	0	141,727	141,727
	TOTAL	**1,631,612**	**0.00**	**1,124,028**	**17.60**	**441,736**	**0**	**3,197,376**	**171,514**	**3,368,890**

UNMC-State General Fund-731 Cash & Student Contracts/Designated

COST OBJECT		FACULTY Dollar	FACULTY FTE	NON FACULTY Dollar	NON FACULTY FTE	EMPLOYEE BENEFITS	PERSONAL SERVICE CREDITS	TOTAL PERSONAL SERVICES	TOTAL OPERATING EXPENSES	TOTAL
31-2215-0014	Unbudgeted O/H Income	0	0.00	0	0.00	0	0	0	24,775,000	24,775,000
	TOTAL	**0**	**0.00**	**0**	**0.00**	**0**	**0**	**0**	**24,775,000**	**24,775,000**

COST OBJECT LISTING BY SUB PROGRAM
2018-2019GENERAL OPERATING BUDGET
UNIVERSITY OF NEBRASKA MEDICAL CENTER

SUBPROGRAM #/NAME: 22 Other Instruction or Research

UNMC-Auxiliary-739 Auxiliaries & Services/Restricted

COST OBJECT		FACULTY Dollar	FACULTY FTE	NON FACULTY Dollar	NON FACULTY FTE	EMPLOYEE BENEFITS	PERSONAL SERVICE CREDITS	TOTAL PERSONAL SERVICES	TOTAL OPERATING EXPENSES	TOTAL
33-2217-0526	Radiation Safety VA	0	0.00	91,160	1.00	19,438	0	110,598	0	110,598
	TOTAL	**0**	**0.00**	**91,160**	**1.00**	**19,438**	**0**	**110,598**	**0**	**110,598**
	SUB PROGRAM TOTAL	**1,631,612**	**0**	**1,215,188**	**19**	**461,174**	**0**	**3,307,974**	**24,946,514**	**28,254,488**

SUBPROGRAM #/NAME: 23 Student Aid

UNMC-State General Fund-731 State & University Generated/Unrestricted

COST OBJECT		FACULTY Dollar	FACULTY FTE	NON FACULTY Dollar	NON FACULTY FTE	EMPLOYEE BENEFITS	PERSONAL SERVICE CREDITS	TOTAL PERSONAL SERVICES	TOTAL OPERATING EXPENSES	TOTAL
31-2313-0001	University Tuition Assistance Grants	0	0.00	0	0.00	0	0	0	224,380	224,380
	TOTAL	**0**	**0.00**	**0**	**0.00**	**0**	**0**	**0**	**224,380**	**224,380**
	SUB PROGRAM TOTAL	**0**	**0**	**0**	**0**	**0**	**0**	**0**	**224,380**	**224,380**

SUBPROGRAM #/NAME: 24 International Programs

UNMC-Auxiliary-739 Auxiliaries & Services/Restricted

COST OBJECT		FACULTY Dollar	FACULTY FTE	NON FACULTY Dollar	NON FACULTY FTE	EMPLOYEE BENEFITS	PERSONAL SERVICE CREDITS	TOTAL PERSONAL SERVICES	TOTAL OPERATING EXPENSES	TOTAL
33-2405-0010	VISA Processing Fees	0	0.00	244,152	4.00	51,789	0	295,941	44,672	340,613
	TOTAL	**0**	**0.00**	**244,152**	**4.00**	**51,789**	**0**	**295,941**	**44,672**	**340,613**
	SUB PROGRAM TOTAL	**0**	**0**	**244,152**	**4**	**51,789**	**0**	**295,941**	**44,672**	**340,613**

SUBPROGRAM #/NAME: 25 Instruction Budget Adjustments

UNMC-State General Fund-731 State & University Generated/Unrestricted

COST OBJECT		FACULTY Dollar	FACULTY FTE	NON FACULTY Dollar	NON FACULTY FTE	EMPLOYEE BENEFITS	PERSONAL SERVICE CREDITS	TOTAL PERSONAL SERVICES	TOTAL OPERATING EXPENSES	TOTAL
31-2599-0218	Academic Project Support	1,797,774	7.50	527,956	0.00	4,713,921	0	7,039,651	178,783	7,218,434
31-2599-0220	Faculty Diversity Funding	1,720,309	0.00	0	0.00	424,915	0	2,145,224	0	2,145,224
31-2599-0240	Mandatory Remissions	0	0.00	0	0.00	0	0	0	13,386	13,386
31-2599-1000	FY Temp Budget Reduction	0	0.00	0	0.00	0	0	0	-1,464,712	-1,464,712
31-2599-3000	Info System Reallocation	705,532	0.00	218,386	0.00	0	0	923,918	152,031	1,075,949
31-2599-4000	Enrollment Management	1,651,417	1.00	0	0.00	77,685	0	1,729,102	123,159	1,852,261
31-2599-5000	UNMC Special Budget Reduction	0	0.00	0	0.00	0	0	0	-327,112	-327,112
31-2599-6000	Faculty Tenure/Promo	448,128	0.00	0	0.00	0	0	448,128	0	448,128
	TOTAL	**6,323,160**	**8.50**	**746,342**	**0.00**	**5,216,521**	**0**	**12,286,023**	**-1,324,465**	**10,961,558**
	SUB PROGRAM TOTAL	**6,323,160**	**9**	**746,342**	**0**	**5,216,521**	**0**	**12,286,023**	**-1,324,465**	**10,961,558**

SUBPROGRAM #/NAME: 26 Continuing Studies and Public Services

UNMC-State General Fund-731 Revolving/Designated

COST OBJECT		FACULTY Dollar	FACULTY FTE	NON FACULTY Dollar	NON FACULTY FTE	EMPLOYEE BENEFITS	PERSONAL SERVICE CREDITS	TOTAL PERSONAL SERVICES	TOTAL OPERATING EXPENSES	TOTAL
32-2601-0001	General Operating	0	0.00	41,605	1.00	12,200	0	53,805	0	53,805
32-2602-0101	General Operating - Medicine	0	0.00	0	0.00	0	0	0	680,000	680,000

COST OBJECT LISTING BY SUB PROGRAM
2018-2019GENERAL OPERATING BUDGET
UNIVERSITY OF NEBRASKA MEDICAL CENTER

SUBPROGRAM #/NAME: 26 Continuing Studies and Public Services

UNMC-State General Fund-731 Revolving/Designated

COST OBJECT		FACULTY Dollar	FACULTY FTE	NON FACULTY Dollar	NON FACULTY FTE	EMPLOYEE BENEFITS	PERSONAL SERVICE CREDITS	TOTAL PERSONAL SERVICES	TOTAL OPERATING EXPENSES	TOTAL
32-2602-0401	Cont Ed Mediated Instruction	0	0.00	0	0.00	0	0	0	9,600	9,600
32-2602-0601	Cont Ed NHS	0	0.00	0	0.00	0	0	0	40,000	40,000
32-2602-0701	Cont Ed Rounds	0	0.00	0	0.00	0	0	0	28,000	28,000
32-2602-0801	Cont Ed Outreach	0	0.00	0	0.00	0	0	0	50,000	50,000
32-2603-0301	Emergency Medical Services-General	0	0.00	0	0.00	0	0	0	48,000	48,000
32-2604-0201	Pharmacy/Dentistry/Allied Health-General	0	0.00	0	0.00	0	0	0	42,900	42,900
32-2605-0101	Continuing Education - Personnel	0	0.00	759,646	13.61	293,141	0	1,052,787	124,070	1,176,857
32-2693-1300	College of Nursing	70,600	0.70	263,074	4.18	97,845	0	431,519	0	431,519
32-2693-1301	Cont Ed - Nursing Misc	0	0.00	127,394	2.00	37,356	0	164,750	0	164,750
32-2693-1303	Every Woman Matters Conference	0	0.00	15,914	0.38	4,666	0	20,580	0	20,580
32-2693-1304	Pharmacology Conference for Nurse Pract	0	0.00	28,170	0.50	8,260	0	36,430	0	36,430
32-2699-0218	Permanent Budget Adj	0	0.00	0	0.00	0	0	0	2,217,559	2,217,559
	TOTAL	**70,600**	**0.70**	**1,235,803**	**21.66**	**453,468**	**0**	**1,759,871**	**3,240,129**	**5,000,000**
	SUB PROGRAM TOTAL	**70,600**	**1**	**1,235,803**	**22**	**453,468**	**0**	**1,759,871**	**3,240,129**	**5,000,000**

SUBPROGRAM #/NAME: 29 Academic Computing Support

UNMC-State General Fund-731 State & University Generated/Unrestricted

COST OBJECT		FACULTY Dollar	FACULTY FTE	NON FACULTY Dollar	NON FACULTY FTE	EMPLOYEE BENEFITS	PERSONAL SERVICE CREDITS	TOTAL PERSONAL SERVICES	TOTAL OPERATING EXPENSES	TOTAL
31-2908-0100	IT DEVOPS-ACAD	0	0.00	490,548	5.84	121,167	0	611,715	0	611,715
31-2908-0700	IT INSTRUCT TECH	0	0.00	117,870	2.00	29,114	0	146,984	0	146,984
31-2908-0906	IT ACAD TECHNOLOGY	0	0.00	595,123	6.45	146,040	0	741,163	232,641	973,804
31-2908-0946	IT CLASSRM ENHANC	0	0.00	0	0.00	0	0	0	394,428	394,428
31-2910-0004	Vice Chancellor for Academic ITS	0	1.00	0	0.00	0	0	0	0	0
	TOTAL	**0**	**1.00**	**1,203,541**	**14.29**	**296,321**	**0**	**1,499,862**	**627,069**	**2,126,931**

UNMC-Auxiliary-739 Auxiliaries & Services/Restricted

COST OBJECT		FACULTY Dollar	FACULTY FTE	NON FACULTY Dollar	NON FACULTY FTE	EMPLOYEE BENEFITS	PERSONAL SERVICE CREDITS	TOTAL PERSONAL SERVICES	TOTAL OPERATING EXPENSES	TOTAL
33-2908-0112	IT DEVOPS-MOBILE	0	0.00	178,523	2.00	38,068	0	216,591	0	216,591
33-2908-0113	IT DEVOPS-SLAS	0	0.00	409,115	5.25	87,239	0	496,354	299,044	795,398
33-2908-0256	IT DATA CTR-UNMC	0	0.00	0	0.00	0	0	0	246,498	246,498
33-2908-0258	IT NETWORK UNMC	0	0.00	0	0.00	0	0	0	538,132	538,132
33-2908-0260	IT SERVERS-UNMC	0	0.00	0	0.00	0	0	0	438,211	438,211
33-2908-0316	IT VIDEO-SLAS	0	0.00	185,660	3.68	39,590	0	225,250	376,972	602,222
33-2908-0326	IT VIDEO-BUFFETT SUPP	0	0.00	43,606	0.88	9,299	0	52,905	0	52,905
33-2908-0336	IT VIDEO-CLASS TECHS	0	0.00	171,248	3.44	36,517	0	207,765	0	207,765
33-2908-0582	IT INFO SEC-NM SLA	0	0.00	289,818	3.50	61,800	0	351,618	1,278,478	1,630,096
33-2908-0584	IT INFO SEC-VC COMM	0	0.00	163,189	2.00	34,797	0	197,986	0	197,986
33-2908-0715	IT INSTRUCT TECH-SLA	0	0.00	125,636	2.00	26,791	0	152,427	108,879	261,306
33-2908-0800	IT WSG-SLA	0	0.00	0	0.00	0	0	0	50,000	50,000
33-2908-0966	IT CLASSRM TECH-CF	0	0.00	0	0.00	0	0	0	394,428	394,428
	TOTAL	**0**	**0.00**	**1,566,795**	**22.75**	**334,101**	**0**	**1,900,896**	**3,730,642**	**5,631,538**
	SUB PROGRAM TOTAL	**0**	**1**	**2,770,336**	**37**	**630,422**	**0**	**3,400,758**	**4,357,711**	**7,758,469**

SUBPROGRAM #/NAME: 30 Rural Health Education Network

COST OBJECT LISTING BY SUB PROGRAM
2018-2019GENERAL OPERATING BUDGET
UNIVERSITY OF NEBRASKA MEDICAL CENTER

SUBPROGRAM #/NAME: 30 Rural Health Education Network

UNMC-State General Fund-731 State & University Generated/Unrestricted

COST OBJECT		FACULTY Dollar	FACULTY FTE	NON FACULTY Dollar	NON FACULTY FTE	EMPLOYEE BENEFITS	PERSONAL SERVICE CREDITS	TOTAL PERSONAL SERVICES	TOTAL OPERATING EXPENSES	TOTAL
31-3015-0051	RHEL Distance Center	0	0.00	45,045	0.98	0	0	45,045	0	45,045
	TOTAL	**0**	**0.00**	**45,045**	**0.98**	**0**	**0**	**45,045**	**0**	**45,045**
	SUB PROGRAM TOTAL	**0**	**0**	**45,045**	**1**	**0**	**0**	**45,045**	**0**	**45,045**

SUBPROGRAM #/NAME: 32 Research Initiative

31-3205-0102	Structural Biology Core Lab	0	0.20	0	0.00	0	0	0	0	0
31-3205-0162	Nuclear Magnetic Resonance Core	0	0.00	0	0.69	0	0	0	0	0
31-3205-0182	Cell Analysis Core Facility	0	0.00	0	1.53	0	0	0	0	0
31-3205-0332	Transgenic Mouse Facility - Salbaum	0	0.17	0	0.77	0	0	0	0	0
31-3205-0655	Bioimaging Facility-Boska	0	0.49	0	1.14	0	0	0	0	0
31-3205-0790	Nanoimaging Core Facility for Molecular	0	0.00	0	0.47	0	0	0	0	0
31-3205-0840	Electron Microscopy - Todd	0	0.00	0	0.79	0	0	0	0	0
31-3205-0842	Upgrade Illumina GA11x Next Gen-Eudy	0	0.06	0	2.43	0	0	0	0	0
31-3205-0844	Bioinformatics Core	0	0.00	0	0.40	0	0	0	0	0
31-3205-0854	Nebraska Biobank	0	0.00	0	0.65	0	0	0	0	0
31-3205-0917	NRSI Biosensing- Mohs	0	0.95	0	0.25	0	0	0	0	0
31-3205-0918	NRSI CasCare Markin	0	0.64	0	0.00	0	0	0	0	0
31-3205-0945	NRI funding and expenses for Oleynikor N	0	0.00	0	0.66	0	0	0	0	0
31-3205-0946	NRI funding and expenses for Chatzizisis	0	0.00	0	0.56	0	0	0	0	0
31-3205-0947	NRI Kharbanda 17-19	0	0.00	0	2.00	0	0	0	0	0
31-3205-0951	NRI Ciborowski UNO	0	0.00	0	0.21	0	0	0	0	0
31-3205-0952	NRI Larson 18-19	0	0.50	0	1.66	0	0	0	0	0
31-3205-0953	NRI Band 18-19	0	0.20	0	0.60	0	0	0	0	0
31-3205-0956	NRI Knoell 18-19	0	0.00	0	0.40	0	0	0	0	0
31-3205-0958	NRI Fey 18-19	0	0.00	0	0.50	0	0	0	0	0

SUBPROGRAM #/NAME: 33 Physical Plant Administration

UNMC-State General Fund-731 State & University Generated/Unrestricted

COST OBJECT		FACULTY Dollar	FACULTY FTE	NON FACULTY Dollar	NON FACULTY FTE	EMPLOYEE BENEFITS	PERSONAL SERVICE CREDITS	TOTAL PERSONAL SERVICES	TOTAL OPERATING EXPENSES	TOTAL
31-3305-0004	Physical Plant Admin	0	0.00	656,299	10.82	106,285	0	762,584	0	762,584
31-3305-0014	Architectural / Engineering	0	0.00	61,655	1.31	595	0	62,250	0	62,250
31-3307-0006	Deferred Maintenance	0	0.00	0	0.00	0	0	0	215,537	215,537
31-3309-0006	Building Repairs & Maintenance	0	0.00	2,040,007	40.00	472,876	0	2,512,883	370,188	2,883,071
31-3309-0016	Physical Plant	0	0.00	0	0.00	0	0	0	115,575	115,575
31-3309-0036	Fume Hood Maint & Repair	0	0.00	81,924	1.00	20,186	0	102,110	0	102,110
31-3311-0006	Grounds	0	0.00	404,854	12.50	100,000	0	504,854	36,687	541,541
31-3313-0006	Security	0	0.00	624,543	70.00	122,106	0	746,649	68,967	815,616
31-3313-0016	Security Dispatch	0	0.00	0	11.00	0	0	0	0	0
31-3331-0001	Purchased Utilities	0	0.00	0	0.00	0	0	0	12,985,329	12,985,329
31-3331-0006	Steam Generation	0	0.00	1,429,512	20.04	327,900	0	1,757,412	94,624	1,852,036
31-3331-0116	Chilled Water	0	0.00	23,138	0.04	2,478	0	25,616	0	25,616
31-3331-0126	Electrical R & M	0	0.00	10,006	0.04	2,478	0	12,484	0	12,484
31-3333-0006	Communications Center	0	0.00	193,263	0.00	47,736	0	240,999	0	240,999
31-3399-0089	Prior Year Utility Balance	0	0.00	0	0.00	0	0	0	50,138	50,138
	TOTAL	**0**	**0.00**	**5,525,201**	**166.75**	**1,202,640**	**0**	**6,727,841**	**13,937,045**	**20,664,886**

COST OBJECT LISTING BY SUB PROGRAM
2018-2019GENERAL OPERATING BUDGET
UNIVERSITY OF NEBRASKA MEDICAL CENTER

SUBPROGRAM #/NAME: 33 Physical Plant Administration

UNMC-Auxiliary-739 Auxiliaries & Services/Restricted

COST OBJECT		FACULTY Dollar	FACULTY FTE	NON FACULTY Dollar	NON FACULTY FTE	EMPLOYEE BENEFITS	PERSONAL SERVICE CREDITS	TOTAL PERSONAL SERVICES	TOTAL OPERATING EXPENSES	TOTAL
33-3305-0005	Research Area Repairs	0	0.00	0	0.00	0	0	0	17,969	17,969
33-3331-0003	Utilities Expense for Former bank buildi	0	0.00	0	0.00	0	0	0	3,800	3,800
33-3331-0256	OPPD Schedule Savings-Revolving	0	0.00	467,360	5.00	99,658	0	567,018	280,669	847,687
33-3331-0396	State Energy Project	0	0.00	0	0.00	0	0	0	245,000	245,000
33-3351-0206	Maint Dept-Contractors	0	0.00	0	0.00	0	0	0	46,277	46,277
33-3351-0706	Job Pool- Grounds	0	0.00	408,114	10.00	87,024	0	495,138	303,401	798,539
33-3351-0726	Job Pool- Plumbers	0	0.00	0	0.00	0	0	0	138,105	138,105
33-3351-0746	Job Pool- Maintenance	0	0.00	166,160	3.00	35,431	0	201,591	298,262	499,853
33-3351-0766	Job Pool- Masons	0	0.00	0	0.00	0	0	0	10,460	10,460
33-3351-0786	Job Pool- Painters	0	0.00	0	0.00	0	0	0	13,770	13,770
33-3351-0806	Job Pool- Electricians	0	0.00	564,183	9.00	120,305	0	684,488	396,441	1,080,929
33-3351-0826	Job Pool- Carpenters	0	0.00	0	0.00	0	0	0	128,459	128,459
33-3351-0846	Job Pool-Control & Refrig	0	0.00	646,103	9.00	137,774	0	783,877	269,537	1,053,414
33-3351-0886	Job Pool- Design	0	0.00	2,285,256	24.50	487,301	0	2,772,557	369,271	3,141,828
33-3351-0906	Job Pool- Preventive Main	0	0.00	375,666	7.00	80,106	0	455,772	296,210	751,982
33-3351-0916	Refrigeration Shop	0	0.00	778,215	14.00	165,944	0	944,159	422,025	1,366,184
33-3351-0926	FMP Building Engineers	0	0.00	725,747	13.00	154,756	0	880,503	352,603	1,233,106
33-3353-0016	TNMC Electrical Projects	0	0.00	0	0.00	0	0	0	375,000	375,000
33-3353-0046	Physical Plant-Sign Shop	0	0.00	0	0.00	0	0	0	18,904	18,904
33-3353-0076	FY 2012 Bill Backs	0	0.00	0	0.00	0	0	0	587,198	587,198
33-3353-0216	EMCS	0	0.00	0	0.00	0	0	0	1,250	1,250
33-3353-0256	Damaged Motors Cost Recovery	0	0.00	0	0.00	0	0	0	1,750	1,750
33-3353-0296	Fire Alarm Renovations & Repairs	0	0.00	0	0.00	0	0	0	2,925	2,925
33-3353-3346	Trades Activity NMC side	0	0.00	0	0.00	0	0	0	213,139	213,139
33-3353-5020	Refrigeration Alarm Repairs	0	0.00	0	0.00	0	0	0	74,334	74,334
33-3353-5027	Cancer Center Prep Expenses	0	0.00	0	0.00	0	0	0	293,642	293,642
33-3353-5030	Fire Alarm Install Univ Tower	0	0.00	0	0.00	0	0	0	450,000	450,000
	TOTAL	**0**	**0.00**	**6,416,804**	**94.50**	**1,368,299**	**0**	**7,785,103**	**5,610,401**	**13,395,504**
	SUB PROGRAM TOTAL	**0**	**0**	**11,942,005**	**261**	**2,570,939**	**0**	**14,512,944**	**19,547,446**	**34,060,390**

SUBPROGRAM #/NAME: 38 Other Plant Operations & Maintenance

UNMC-State General Fund-731 State & University Generated/Unrestricted

COST OBJECT		FACULTY Dollar	FACULTY FTE	NON FACULTY Dollar	NON FACULTY FTE	EMPLOYEE BENEFITS	PERSONAL SERVICE CREDITS	TOTAL PERSONAL SERVICES	TOTAL OPERATING EXPENSES	TOTAL
31-3805-0808	Custodial Salaries	0	0.00	3,102,854	99.00	835,639	0	3,938,493	0	3,938,493
	TOTAL	**0**	**0.00**	**3,102,854**	**99.00**	**835,639**	**0**	**3,938,493**	**0**	**3,938,493**
	SUB PROGRAM TOTAL	**0**	**0**	**3,102,854**	**99**	**835,639**	**0**	**3,938,493**	**0**	**3,938,493**

SUBPROGRAM #/NAME: 41 Executive Administration

UNMC-State General Fund-731 State & University Generated/Unrestricted

COST OBJECT		FACULTY Dollar	FACULTY FTE	NON FACULTY Dollar	NON FACULTY FTE	EMPLOYEE BENEFITS	PERSONAL SERVICE CREDITS	TOTAL PERSONAL SERVICES	TOTAL OPERATING EXPENSES	TOTAL
31-4101-0004	Chancellor	0	0.00	1,016,855	4.50	288,850	0	1,305,705	173,503	1,479,208
31-4101-0024	Vice Chancellor for External Affairs	0	0.00	311,726	3.00	93,248	0	404,974	3,338	408,312
31-4101-0064	Strategic Planning	0	0.00	0	0.25	0	0	0	0	0
31-4103-0024	Vice Chancellor-Faculty Governance	0	0.00	0	0.00	0	0	0	6,476	6,476

COST OBJECT LISTING BY SUB PROGRAM
2018-2019GENERAL OPERATING BUDGET
UNIVERSITY OF NEBRASKA MEDICAL CENTER

SUBPROGRAM #/NAME: 41 Executive Administration

	TOTAL	**0**	**0.00**	**1,328,581**	**7.75**	**382,098**	**0**	**1,710,679**	**183,317**	**1,893,996**

UNMC-Trust-Grant/Cont/Loan/End-738 Trust/Restricted

COST OBJECT		FACULTY Dollar	FACULTY FTE	NON FACULTY Dollar	NON FACULTY FTE	EMPLOYEE BENEFITS	PERSONAL SERVICE CREDITS	TOTAL PERSONAL SERVICES	TOTAL OPERATING EXPENSES	TOTAL
37-4101-2010001	Chancellor	0	0.00	47,326	0.20	8,388	0	55,714	0	55,714
37-4101-6002001	Nonstate Salary Support	0	0.00	4,768	0.01	846	0	5,614	0	5,614
	TOTAL	**0**	**0.00**	**52,094**	**0.21**	**9,234**	**0**	**61,328**	**0**	**61,328**
	SUB PROGRAM TOTAL	**0**	**0**	**1,380,675**	**8**	**391,332**	**0**	**1,772,007**	**183,317**	**1,955,324**

SUBPROGRAM #/NAME: 42 Student Services

UNMC-State General Fund-731 State & University Generated/Unrestricted

COST OBJECT		FACULTY Dollar	FACULTY FTE	NON FACULTY Dollar	NON FACULTY FTE	EMPLOYEE BENEFITS	PERSONAL SERVICE CREDITS	TOTAL PERSONAL SERVICES	TOTAL OPERATING EXPENSES	TOTAL
31-4203-0100	Director of Student Affairs	0	0.00	627,298	12.23	150,990	0	778,288	0	778,288
31-4203-3004	COSTSHARING 36-0115-1005-005	0	0.00	6,685	0.10	1,652	0	8,337	0	8,337
31-4209-0014	Director of Student Services	0	0.00	0	0.00	0	0	0	33,799	33,799
31-4213-0004	Student Counseling Center	0	0.00	234,090	2.81	53,764	0	287,854	3,677	291,531
31-4213-3008	COSTSHARING 36-0115-1005-005	0	0.00	6,702	0.05	1,656	0	8,358	0	8,358
31-4217-0006	Student Health	0	0.00	0	0.00	0	0	0	30,147	30,147
31-4219-0004	Special Programs	0	0.00	0	0.00	0	0	0	9,626	9,626
31-4219-0040	SIS Implementation	0	0.00	0	4.47	0	0	0	0	0
31-4221-0004	Minority Student Affairs / Dean Flechs	0	0.00	2,000	0.06	494	0	2,494	29,287	31,781
31-4223-0004	Commencement	0	0.00	0	0.00	0	0	0	16,226	16,226
31-4225-0004	Student Loan Accounting	0	0.00	0	0.00	0	0	0	23,644	23,644
	TOTAL	**0**	**0.00**	**876,775**	**19.72**	**208,556**	**0**	**1,085,331**	**146,406**	**1,231,737**

UNMC-Federal Letter of Credit-736 Federal/Restricted

COST OBJECT		FACULTY Dollar	FACULTY FTE	NON FACULTY Dollar	NON FACULTY FTE	EMPLOYEE BENEFITS	PERSONAL SERVICE CREDITS	TOTAL PERSONAL SERVICES	TOTAL OPERATING EXPENSES	TOTAL
34-4215-5014024	Pell Grant Program	0	0.00	0	0.00	0	0	0	550,000	550,000
	TOTAL	**0**	**0.00**	**0**	**0.00**	**0**	**0**	**0**	**550,000**	**550,000**

UNMC-Auxiliary-739 Auxiliaries & Services/Restricted

COST OBJECT		FACULTY Dollar	FACULTY FTE	NON FACULTY Dollar	NON FACULTY FTE	EMPLOYEE BENEFITS	PERSONAL SERVICE CREDITS	TOTAL PERSONAL SERVICES	TOTAL OPERATING EXPENSES	TOTAL
33-4252-0046	Student Health	28,350	0.15	148,066	3.47	37,618	0	214,034	556,625	770,659
	TOTAL	**28,350**	**0.15**	**148,066**	**3.47**	**37,618**	**0**	**214,034**	**556,625**	**770,659**
	SUB PROGRAM TOTAL	**28,350**	**0**	**1,024,841**	**23**	**246,174**	**0**	**1,299,365**	**1,253,031**	**2,552,396**

SUBPROGRAM #/NAME: 43 Business and Finance

UNMC-State General Fund-731 State & University Generated/Unrestricted

COST OBJECT		FACULTY Dollar	FACULTY FTE	NON FACULTY Dollar	NON FACULTY FTE	EMPLOYEE BENEFITS	PERSONAL SERVICE CREDITS	TOTAL PERSONAL SERVICES	TOTAL OPERATING EXPENSES	TOTAL
31-4301-0014	Vice Chancellor Bus / Fin	0	0.00	348,277	2.00	48,549	0	396,826	9,110	405,936
31-4301-0044	Asst Vice Chancellor Bus/Fin	0	0.00	328,165	3.64	73,631	0	401,796	47,653	449,449
31-4301-0054	Preparedness	0	0.00	97,679	1.00	24,127	0	121,806	0	121,806
31-4301-0064	Recycling	0	0.00	65,374	1.50	15,870	0	81,244	0	81,244
31-4301-0074	NSRI-UNMC OPERATIONS	0	1.00	0	2.00	0	0	0	0	0

COST OBJECT LISTING BY SUB PROGRAM
2018-2019GENERAL OPERATING BUDGET
UNIVERSITY OF NEBRASKA MEDICAL CENTER

SUBPROGRAM #/NAME: 43 Business and Finance

UNMC-State General Fund-731 State & University Generated/Unrestricted

COST OBJECT		FACULTY Dollar	FACULTY FTE	NON FACULTY Dollar	NON FACULTY FTE	EMPLOYEE BENEFITS	PERSONAL SERVICE CREDITS	TOTAL PERSONAL SERVICES	TOTAL OPERATING EXPENSES	TOTAL
31-4301-0084	NABID	0	0.00	808,708	10.09	186,002	0	994,710	50,000	1,044,710
31-4305-0004	Accounting and Business Systems Developm	0	0.00	194,235	2.00	34,431	0	228,666	10,632	239,298
31-4305-0006	Student Finc Service	0	0.00	139,664	2.00	34,497	0	174,161	0	174,161
31-4307-0004	General Accounting Office (GAO)	0	0.00	403,745	5.81	85,877	0	489,622	16,111	505,733
31-4307-0014	Payroll	0	0.00	146,141	4.00	35,489	0	181,630	5,300	186,930
31-4307-0024	Accounts Payable	0	0.00	253,976	6.20	34,602	0	288,578	16,683	305,261
31-4307-0034	Cashiering	0	0.00	27,895	0.69	6,890	0	34,785	10,902	45,687
31-4313-0004	Budget Office	0	0.00	550,780	7.00	44,458	0	595,238	12,508	607,746
31-4313-0014	Federal R&A Recovery	0	0.00	61,580	2.75	26,603	0	88,183	6,583	94,766
31-4313-0024	Finance Controls & Compliance	0	0.00	73,140	2.05	16,142	0	89,282	0	89,282
31-4313-0050	Infrastructure Support	0	0.00	1,402,343	0.00	187,936	0	1,590,279	397,839	1,988,118
31-4317-0004	Mail Service	0	0.00	221,038	12.50	16,243	0	237,281	77,172	314,453
31-4323-0094	Staff Diversity Specialist	0	0.00	0	1.92	0	0	0	0	0
31-4323-0204	Employee Relations	0	0.00	350,451	6.06	67,452	0	417,903	7,909	425,812
31-4323-0214	Emplyee Reward&Recog	0	0.00	0	0.00	0	0	0	118,800	118,800
31-4323-0224	Human Resources Information	0	0.00	0	0.00	0	0	0	13,593	13,593
31-4323-0244	Strategic Staffing & Compensation	0	0.00	615,414	11.48	163,616	0	779,030	63,941	842,971
31-4323-0264	Benefits and Records	0	0.00	180,741	3.40	44,643	0	225,384	13,526	238,910
31-4323-0274	New Employee Orientation	0	0.00	0	0.00	0	0	0	18,475	18,475
31-4323-0284	Human Resource Development	0	0.00	0	0.00	0	0	0	24,007	24,007
31-4323-0304	Human Resources Administration	0	0.00	0	0.00	0	0	0	28,602	28,602
31-4324-0104	Executive Director	0	0.00	292,216	2.42	67,934	0	360,150	0	360,150
31-4324-0105	FEAP	0	0.00	99,398	1.31	0	0	99,398	0	99,398
31-4325-0104	Personnel Consultants-Unemploy Comp	0	0.00	0	0.00	0	0	0	12,721	12,721
31-4325-0514	Personnel Emp Scholarship-Metro Tk	0	0.00	0	0.00	0	0	0	28,095	28,095
31-4326-0004	Purchasing Department	0	0.00	497,214	7.50	68,834	0	566,048	5,021	571,069
31-4327-0004	Business Services	0	0.00	192,107	1.00	118	0	192,225	923	193,148
31-4332-8111	IT DEVOPS STATE ADM	0	0.00	413,621	4.00	102,165	0	515,786	661,618	1,177,404
31-4332-8310	IT VIDEO STATE ADM	0	0.00	481,562	9.00	118,946	0	600,508	0	600,508
31-4332-8583	IT INFO SEC STATE ADM	0	0.00	126,628	1.50	31,278	0	157,906	0	157,906
31-4332-8811	IT WSG STATE ADM	0	0.00	1,132,383	17.00	279,698	0	1,412,081	0	1,412,081
31-4338-0014	DAS Acct Service Charge	0	0.00	0	0.00	0	0	0	80,115	80,115
31-4399-0218	Special Projects	0	0.00	1,485,067	0.00	363,105	0	1,848,172	-397,957	1,450,215
	TOTAL	**0**	**1.00**	**10,989,542**	**131.83**	**2,179,136**	**0**	**13,168,678**	**1,339,882**	**14,508,560**

UNMC-State General Fund-731 Cash & Student Contracts/Designated

COST OBJECT		FACULTY Dollar	FACULTY FTE	NON FACULTY Dollar	NON FACULTY FTE	EMPLOYEE BENEFITS	PERSONAL SERVICE CREDITS	TOTAL PERSONAL SERVICES	TOTAL OPERATING EXPENSES	TOTAL
31-4309-0004	Sponsored Programs Accounting (SPA)	0	0.00	328,268	10.43	83,262	0	411,530	11,596	423,126
31-4399-0304	Budget Adj 2003-04	0	0.00	0	0.00	0	0	0	-1,089,796	-1,089,796
	TOTAL	**0**	**0.00**	**328,268**	**10.43**	**83,262**	**0**	**411,530**	**-1,078,200**	**-666,670**

UNMC-Auxiliary-739 Auxiliaries & Services/Restricted

COST OBJECT		FACULTY Dollar	FACULTY FTE	NON FACULTY Dollar	NON FACULTY FTE	EMPLOYEE BENEFITS	PERSONAL SERVICE CREDITS	TOTAL PERSONAL SERVICES	TOTAL OPERATING EXPENSES	TOTAL
33-4301-0074	NSRI	0	0.00	50,000	0.00	10,662	0	60,662	0	60,662
33-4301-0400	Healing Arts Center	0	0.00	205,727	2.00	43,870	0	249,597	0	249,597
33-4301-3050	Advanced Clinical Applications Project	0	0.00	109,946	0.89	23,445	0	133,391	0	133,391
33-4305-0004	Accounting Services	0	0.00	30,629	0.52	6,532	0	37,161	0	37,161
33-4323-0100	Insurance Clearing	0	0.00	0	0.00	0	0	0	16,240	16,240

COST OBJECT LISTING BY SUB PROGRAM
2018-2019GENERAL OPERATING BUDGET
UNIVERSITY OF NEBRASKA MEDICAL CENTER

SUBPROGRAM #/NAME: 43 Business and Finance

UNMC-Auxiliary-739 Auxiliaries & Services/Restricted

COST OBJECT		FACULTY Dollar	FACULTY FTE	NON FACULTY Dollar	NON FACULTY FTE	EMPLOYEE BENEFITS	PERSONAL SERVICE CREDITS	TOTAL PERSONAL SERVICES	TOTAL OPERATING EXPENSES	TOTAL
33-4324-2002	Human Resources - Benefits	0	0.00	0	0.00	0	0	0	4,548	4,548
33-4325-0005	Gold U Award	0	0.00	0	0.00	0	0	0	1,550	1,550
33-4325-0010	Silver U Award	0	0.00	0	0.00	0	0	0	14,035	14,035
33-4325-0015	Miscellaneous Awards	0	0.00	0	0.00	0	0	0	460	460
33-4325-0020	Thank You Awards	0	0.00	0	0.00	0	0	0	63,800	63,800
33-4325-0025	Service Awards	0	0.00	0	0.00	0	0	0	47,652	47,652
33-4325-0030	Service Awards Dinner	0	0.00	0	0.00	0	0	0	26,483	26,483
33-4325-0100	Treatment for Post Explosure Prophylaxis	0	0.00	0	0.00	0	0	0	4,351	4,351
33-4327-0020	Epidemiology	0	0.00	0	0.00	0	0	0	65,132	65,132
33-4351-0101	Pre Press	0	0.00	104,160	2.00	22,210	0	126,370	65,000	191,370
33-4351-0102	PressRoom	0	0.00	87,050	2.00	18,563	0	105,613	130,100	235,713
33-4351-0103	Copy Center	0	0.00	54,809	1.00	11,688	0	66,497	226,150	292,647
33-4351-0104	Bindery	0	0.00	0	0.00	0	0	0	182,000	182,000
33-4351-0116	Printing Operations	0	0.00	184,104	3.25	39,258	0	223,362	336,000	559,362
33-4352-0236	Private Residences-415 S 41st St	0	0.00	0	0.00	0	0	0	63,850	63,850
33-4352-0276	Rental Property - 411 So. 41st St.	0	0.00	0	0.00	0	0	0	7,350	7,350
33-4352-0716	Private Residences-General Expense	0	0.00	0	0.00	0	0	0	45,800	45,800
33-4352-0746	Private Residences-3869-71 Dewey	0	0.00	0	0.00	0	0	0	9,450	9,450
33-4352-0756	Private Residences -3873-75 Dewey	0	0.00	0	0.00	0	0	0	25,150	25,150
33-4352-0796	Private Residences-3861-63 Dewey	0	0.00	0	0.00	0	0	0	9,850	9,850
33-4352-0806	Private Residences-3865-67 Dewey	0	0.00	0	0.00	0	0	0	11,150	11,150
33-4352-0826	3905 Dewey Ave	0	0.00	0	0.00	0	0	0	5,900	5,900
33-4352-0996	Private Residences-Personnel Maintenance	0	0.00	81,595	1.56	17,400	0	98,995	10,700	109,695
33-4352-1001	602 S 38th Ave	0	0.00	0	0.00	0	0	0	31,000	31,000
33-4352-1002	608 S 38th Ave	0	0.00	0	0.00	0	0	0	40,000	40,000
33-4352-1045	International House Operating	0	0.00	0	0.00	0	0	0	45,700	45,700
33-4353-0006	University Bookstore	0	0.00	100,028	0.50	21,329	0	121,357	1,279,556	1,400,913
33-4353-0026	Convenient Store	0	0.00	84,527	0.00	18,025	0	102,552	0	102,552
33-4353-0316	Student Locker Rental	0	0.00	0	0.00	0	0	0	5,000	5,000
33-4354-0076	CFHL Salaries	0	0.00	266,703	6.23	56,872	0	323,575	0	323,575
33-4355-0806	UNMC and NMC Parking Operations	0	0.00	220,056	5.00	46,923	0	266,979	0	266,979
33-4357-0010	General Stores	0	0.00	0	0.00	0	0	0	38,000	38,000
33-4357-0020	Stockless Supplies Owens & Minor	0	0.00	0	0.00	0	0	0	411,000	411,000
33-4357-0040	GS1 Non Stock	0	0.00	205,516	5.75	43,823	0	249,339	740,000	989,339
33-4357-0070	Furniture Stores - Movers	0	0.00	46,982	1.00	10,018	0	57,000	210,000	267,000
33-4357-0100	General Supply Equipment	0	0.00	0	0.00	0	0	0	4,000	4,000
33-4357-0300	FM&P Warehouse	0	0.00	125,855	3.00	26,837	0	152,692	115,000	267,692
33-4360-0006	Transportation	0	0.00	0	0.00	0	0	0	80,786	80,786
33-4360-1166	Lincoln Shuttle Service	0	0.00	0	0.00	0	0	0	30,000	30,000
33-4363-0146	AT&T Cellular Clearing	0	0.00	0	0.00	0	0	0	25,000	25,000
33-4363-0176	Mail Room Equipment Supplies	0	0.00	0	0.00	0	0	0	24,000	24,000
33-4363-0196	Cellular Phone Clearing	0	0.00	0	0.00	0	0	0	475,000	475,000
33-4363-0456	Cost Per Copy Program	0	0.00	0	0.00	0	0	0	615,100	615,100
33-4363-0706	Clinical Trials	82,303	0.86	184,819	2.54	56,961	0	324,083	41,296	365,379
33-4363-0707	Assc of Hlthcare Emer Preparedness	0	0.00	22,322	0.30	4,760	0	27,082	0	27,082
33-4363-0956	Successful Aging Wellness Program	0	0.00	87,818	2.30	18,726	0	106,544	49,962	156,506
33-4363-1033	Purchasing Special	0	0.00	68,564	1.25	14,622	0	83,186	26,000	109,186
33-4363-1216	FAHCT	145,029	0.91	1,022,955	14.40	249,057	0	1,417,041	1,558,563	2,975,604
33-4363-1356	Copiers - Adm Center 4001	0	0.00	0	0.00	0	0	0	30,000	30,000
33-4363-1476	Campus ID Program	0	0.00	256,813	5.00	54,762	0	311,575	26,410	337,985
33-4363-2576	Administrative Systems Project	0	0.00	149,050	2.68	31,784	0	180,834	68,600	249,434

COST OBJECT LISTING BY SUB PROGRAM
2018-2019GENERAL OPERATING BUDGET
UNIVERSITY OF NEBRASKA MEDICAL CENTER

SUBPROGRAM #/NAME: 43 Business and Finance

UNMC-Auxiliary-739 Auxiliaries & Services/Restricted

COST OBJECT		FACULTY Dollar	FACULTY FTE	NON FACULTY Dollar	NON FACULTY FTE	EMPLOYEE BENEFITS	PERSONAL SERVICE CREDITS	TOTAL PERSONAL SERVICES	TOTAL OPERATING EXPENSES	TOTAL
33-4363-2916	Sharing - South Omaha Clinic	0	0.00	20,000	0.00	4,265	0	24,265	0	24,265
33-4363-3000	Radiation Health Center	0	0.00	29,380	0.00	6,264	0	35,644	0	35,644
33-4363-4114	Vending Machines	0	0.00	0	0.00	0	0	0	2,500	2,500
33-4363-4422	ProCard Suspense	0	0.00	0	0.00	0	0	0	115,000	115,000
	TOTAL	**227,332**	**1.77**	**3,799,408**	**63.17**	**858,656**	**0**	**4,885,396**	**7,460,174**	**12,345,570**
	SUB PROGRAM TOTAL	**227,332**	**3**	**15,117,218**	**205**	**3,121,054**	**0**	**18,465,604**	**7,721,856**	**26,187,460**

SUBPROGRAM #/NAME: 44 General Expense

UNMC-State General Fund-731 State & University Generated/Unrestricted

COST OBJECT		FACULTY Dollar	FACULTY FTE	NON FACULTY Dollar	NON FACULTY FTE	EMPLOYEE BENEFITS	PERSONAL SERVICE CREDITS	TOTAL PERSONAL SERVICES	TOTAL OPERATING EXPENSES	TOTAL
31-4405-0004	Office of Public Affairs	0	0.00	903,872	15.32	244,249	0	1,148,121	24,492	1,172,613
31-4405-0024	Radio	0	0.00	0	0.00	0	0	0	1,000	1,000
31-4405-0034	Community Relations	0	0.00	0	0.00	0	0	0	3,212	3,212
31-4405-0054	News Release	0	0.00	0	0.00	0	0	0	12,317	12,317
31-4405-0074	UNMC Connect	0	0.00	0	0.00	0	0	0	2,033	2,033
31-4405-0084	UNMC Image Campaign	0	0.00	0	0.70	0	0	0	440,532	440,532
31-4434-0124	B&F Operations-Gen Exp	0	0.00	0	0.00	0	0	0	3,482	3,482
31-4434-0144	Special Services	0	0.00	0	0.00	0	0	0	63,473	63,473
31-4435-0004	Bonds and Insurance	0	0.00	0	0.00	0	0	0	962,715	962,715
31-4435-0034	Insur Med Student Travel	0	0.00	0	0.00	0	0	0	2,017	2,017
31-4435-0054	LB 998 HO Malpractice Ins	0	0.00	0	0.00	0	0	0	428,000	428,000
31-4437-0014	Worker'S Comp Claims & Insurance	0	0.00	0	0.00	492,399	0	492,399	0	492,399
31-4438-0001	Legal Salaries	0	0.00	0	0.30	0	0	0	0	0
31-4438-0004	Legal Fees	0	0.00	0	0.00	0	0	0	74,756	74,756
	TOTAL	**0**	**0.00**	**903,872**	**16.32**	**736,648**	**0**	**1,640,520**	**2,018,029**	**3,658,549**

UNMC-Trust-Grant/Cont/Loan/End-738 Trust/Restricted

COST OBJECT		FACULTY Dollar	FACULTY FTE	NON FACULTY Dollar	NON FACULTY FTE	EMPLOYEE BENEFITS	PERSONAL SERVICE CREDITS	TOTAL PERSONAL SERVICES	TOTAL OPERATING EXPENSES	TOTAL
37-4405-1001001	Public Affairs	0	0.00	74,000	1.00	13,116	0	87,116	0	87,116
37-4405-3001001	Public Relations	0	0.00	105,245	2.00	18,654	0	123,899	0	123,899
	TOTAL	**0**	**0.00**	**179,245**	**3.00**	**31,770**	**0**	**211,015**	**0**	**211,015**

UNMC-Auxiliary-739 Auxiliaries & Services/Restricted

COST OBJECT		FACULTY Dollar	FACULTY FTE	NON FACULTY Dollar	NON FACULTY FTE	EMPLOYEE BENEFITS	PERSONAL SERVICE CREDITS	TOTAL PERSONAL SERVICES	TOTAL OPERATING EXPENSES	TOTAL
33-4407-1000	Alumni Affairs	0	0.00	293,839	4.00	62,657	0	356,496	203,715	560,211
33-4407-2000	Alumni Assn-COM	0	0.00	0	0.00	0	0	0	50,000	50,000
33-4407-3000	Alumni Assn-CON	0	0.00	0	0.00	0	0	0	12,000	12,000
33-4407-4000	Alumni Assn-COP	0	0.00	0	0.00	0	0	0	14,000	14,000
33-4407-5000	CAHP Alumni Engagement Council	0	0.00	0	0.00	0	0	0	15,000	15,000
33-4407-6000	Parents & Family Assoc	0	0.00	0	0.00	0	0	0	11,315	11,315
33-4407-9200	CoPH Alumni	0	0.00	0	0.00	0	0	0	1,050	1,050
33-4407-9400	Alumni Chapter-Graduate Studies	0	0.00	0	0.00	0	0	0	1,200	1,200
33-4451-0010	COM Deans Office Service Agreement	0	0.00	102,468	2.00	21,850	0	124,318	3,000	127,318
33-4451-0015	Discover Magazine	0	0.00	0	0.00	0	0	0	37,250	37,250

COST OBJECT LISTING BY SUB PROGRAM
2018-2019GENERAL OPERATING BUDGET
UNIVERSITY OF NEBRASKA MEDICAL CENTER

SUBPROGRAM #/NAME: 44 General Expense

UNMC-Auxiliary-739 Auxiliaries & Services/Restricted

COST OBJECT		FACULTY Dollar	FACULTY FTE	NON FACULTY Dollar	NON FACULTY FTE	EMPLOYEE BENEFITS	PERSONAL SERVICE CREDITS	TOTAL PERSONAL SERVICES	TOTAL OPERATING EXPENSES	TOTAL
33-4451-0020	Sorrell Events Center	0	0.00	36,152	0.70	7,709	0	43,861	22,000	65,861
33-4451-0035	Misc. Public Relations Contracts	0	0.00	0	0.00	0	0	0	3,000	3,000
	TOTAL	**0**	**0.00**	**432,459**	**6.70**	**92,216**	**0**	**524,675**	**373,530**	**898,205**
	SUB PROGRAM TOTAL	**0**	**0**	**1,515,576**	**26**	**860,634**	**0**	**2,376,210**	**2,391,559**	**4,767,769**

SUBPROGRAM #/NAME: 51 College of Medicine

UNMC-State General Fund-731 State & University Generated/Unrestricted

COST OBJECT		FACULTY Dollar	FACULTY FTE	NON FACULTY Dollar	NON FACULTY FTE	EMPLOYEE BENEFITS	PERSONAL SERVICE CREDITS	TOTAL PERSONAL SERVICES	TOTAL OPERATING EXPENSES	TOTAL
31-5101-0001	Dean College Of Medicine	4,894,007	7.65	2,928,404	12.84	1,030,590	0	8,853,001	58,129	8,911,130
31-5101-0003	Admissions Office	93,934	0.86	201,547	3.17	72,983	0	368,464	0	368,464
31-5101-0004	Research Office	0	0.00	75,958	1.00	18,761	0	94,719	0	94,719
31-5101-0006	Biomedical Research Training Program	10,175	0.00	0	0.00	0	0	10,175	0	10,175
31-5101-0007	Clinical Simulation Lab	8,362	0.04	191,053	2.81	0	0	199,415	0	199,415
31-5101-0008	COSTSHARING/ 36-0115-1003-001	70,007	0.85	313,838	6.15	94,810	0	478,655	0	478,655
31-5101-0500	POE-Human Genetics	182,150	1.16	187,145	0.68	58,362	0	427,657	0	427,657
31-5101-0520	POE-Physician Scientist Recruitment Prg	135,590	1.08	0	0.00	0	0	135,590	11,989	147,579
31-5101-0570	POE-MD/PhD Scholars Prg	0	0.00	93,792	0.00	0	0	93,792	0	93,792
31-5101-0590	POE Grad Biomed Sci	0	0.00	99,773	3.00	0	0	99,773	0	99,773
31-5101-0800	POE Phy Sci-Dem/Boerner	0	0.00	197,432	3.03	43,876	0	241,308	0	241,308
31-5101-0810	POE-Path/Virol Reid	103,092	0.95	0	0.00	24,354	0	127,446	0	127,446
31-5101-2001	College of Medicine-Outstanding Performa	0	0.00	39,433	0.00	2,518	0	41,951	0	41,951
31-5101-3019	COSTSHARING/ 36-0115-1005-003	4,117	0.05	0	0.00	1,017	0	5,134	0	5,134
31-5101-3023	COSTSHARING/ 35-1209-1002-001	0	0.00	16,721	0.15	4,130	0	20,851	0	20,851
31-5101-3028	COSTSHARING/ 36-5140-2156-001	4,190	0.05	0	0.00	1,034	0	5,224	0	5,224
31-5101-8067	Ind Cst - City Match Program	0	0.00	1,462	2.03	37,916	0	39,378	0	39,378
31-5101-8086	Bridge Funds-Su-Path	17,841	0.30	0	0.00	4,407	0	22,248	0	22,248
31-5104-0001	Lincoln Medical Programs	124,976	3.00	0	0.00	0	0	124,976	0	124,976
31-5104-0011	Lincoln Med Ed Foundation Special	292,553	3.00	190,539	3.22	0	0	483,092	0	483,092
31-5108-1501	Minority Faculty Rec - IM - Geriatrics	54,354	0.50	0	0.00	13,425	0	67,779	0	67,779
31-5108-2706	Diver-Surg-Hoffman	7,319	0.01	0	0.00	1,808	0	9,127	0	9,127
31-5108-2707	Diversity-Surg-Tanner	0	0.00	11,724	0.10	2,896	0	14,620	0	14,620
31-5110-0001	Com - Special State	0	0.00	60,584	0.20	14,965	0	75,549	0	75,549
31-5110-1100	Com Special State - Anatomy	0	0.00	20,000	0.00	4,940	0	24,940	0	24,940
31-5110-1300	Com Special State - Biochemistry	79,919	0.46	67,500	0.00	36,411	0	183,830	0	183,830
31-5110-1500	Com Special State - Int/Med	175,441	0.61	0	0.00	43,334	0	218,775	0	218,775
31-5110-1502	L. Klassen Support	0	0.00	112,963	2.00	27,903	0	140,866	0	140,866
31-5110-2000	Com Special State - Path/MICRo	0	0.00	23,402	0.54	5,779	0	29,181	0	29,181
31-5110-2001	PATH/MICRO ABDALLA	0	0.00	43,516	1.00	10,750	0	54,266	0	54,266
31-5110-2100	Com Special State - Peds	295,810	0.00	0	0.00	0	0	295,810	0	295,810
31-5110-2200	Com Special State - Pharm	14,093	0.19	0	0.00	3,481	0	17,574	0	17,574
31-5110-2300	Com Special State - Physio/Bio	305,337	2.37	62,325	0.00	90,813	0	458,475	0	458,475
31-5110-2600	Com Special State - Radiology	35,550	0.47	0	0.00	8,782	0	44,332	0	44,332
31-5110-3600	Com Special - Otolaryngology	65,867	1.00	0	0.00	16,269	0	82,136	0	82,136
31-5110-3700	COM Special State-Cont Ed	0	0.00	67,828	1.39	16,754	0	84,582	0	84,582
31-5128-0100	Phy Asst Training Program	34,029	0.16	0	0.00	0	0	34,029	0	34,029
31-5131-0001	Int & Res College Of Med	0	0.00	291,820	0.00	533,194	0	825,014	77,326	902,340
31-5131-1200	Anesthesiology	0	0.00	587,525	8.55	106,342	0	693,867	0	693,867

COST OBJECT LISTING BY SUB PROGRAM
2018-2019GENERAL OPERATING BUDGET
UNIVERSITY OF NEBRASKA MEDICAL CENTER

SUBPROGRAM #/NAME: 51 College of Medicine

UNMC-State General Fund-731 State & University Generated/Unrestricted

COST OBJECT		FACULTY Dollar	FACULTY FTE	NON FACULTY Dollar	NON FACULTY FTE	EMPLOYEE BENEFITS	PERSONAL SERVICE CREDITS	TOTAL PERSONAL SERVICES	TOTAL OPERATING EXPENSES	TOTAL
31-5131-1400	Family Practice Int/Res	0	0.00	982,082	14.98	177,757	0	1,159,839	0	1,159,839
31-5131-1500	Internal Medicine Int/Res	0	0.00	2,122,519	37.69	384,176	0	2,506,695	0	2,506,695
31-5131-1600	Ob/Gyn Int/Res	0	0.00	367,606	5.27	66,537	0	434,143	0	434,143
31-5131-1700	Opthalmology Int/Res	0	0.00	181,108	1.86	32,781	0	213,889	0	213,889
31-5131-1800	Orthopedics Int/Res	0	0.00	314,784	5.17	56,976	0	371,760	0	371,760
31-5131-1900	Otolaryngology Int/Res	0	0.00	225,306	1.58	40,780	0	266,086	0	266,086
31-5131-2000	Pathology Int/Res	0	0.00	449,535	6.82	81,366	0	530,901	0	530,901
31-5131-2100	Pediatrics Int/Res	0	0.00	1,035,803	11.44	187,481	0	1,223,284	0	1,223,284
31-5131-2150	Pediatric Genetics	0	0.00	-192	2.00	23,924	0	23,732	0	23,732
31-5131-2400	HO IM Peds Int/Rev	0	0.00	71,168	3.49	12,882	0	84,050	0	84,050
31-5131-2500	Psychiatry Int & Res	0	0.00	552,861	3.00	100,068	0	652,929	0	652,929
31-5131-2600	Radiology Int/Res	0	0.00	667,298	10.59	120,781	0	788,079	0	788,079
31-5131-2700	Surgery Int/Res	0	0.00	1,233,488	18.14	223,262	0	1,456,750	0	1,456,750
31-5131-3400	Family Practice Lincoln	0	0.00	1,197,232	18.67	216,699	0	1,413,931	0	1,413,931
31-5131-3600	Neurological Sciences Int/Res	0	0.00	154,157	1.49	27,903	0	182,060	0	182,060
31-5131-3700	Emergency Int/Res	0	0.00	559,496	10.38	101,269	0	660,765	0	660,765
31-5131-3800	Radiation Oncology-Int Res	0	0.00	0	-1.00	0	0	0	0	0
31-5131-4000	Creighton-Family Medicine	0	0.00	152,960	2.55	27,685	0	180,645	0	180,645
31-5140-0001	Biochemistry Instruction	1,408,244	9.58	224,753	1.55	297,353	0	1,930,350	0	1,930,350
31-5140-3078	COSTSHARING/ 36-5140-2141-001	40,815	0.05	0	0.00	0	0	40,815	0	40,815
31-5140-3079	COSTSHARING/ 36-5140-2142-001	38,934	0.05	0	0.00	0	0	38,934	0	38,934
31-5140-3080	COSTSHARING/ 36-1905-2322-001	2,642	0.01	0	0.00	0	0	2,642	0	2,642
31-5140-3083	COSTSHARING/ 36-5140-2153-001	10,139	0.11	0	0.00	2,504	0	12,643	0	12,643
31-5140-3084	COSTSHARING/ 36-5140-2154-001	7,988	0.05	0	0.00	1,973	0	9,961	0	9,961
31-5140-3086	COSTSHARING/ 36-5140-2155-001	3,250	0.04	0	0.00	803	0	4,053	0	4,053
31-5140-3087	COSTSHARING/ 34-5140-2053-001	5,069	0.05	0	0.00	1,251	0	6,320	0	6,320
31-5140-3088	COSTSHARING/ 36-5140-2158-001	1,382	0.01	0	0.00	341	0	1,723	0	1,723
31-5140-3089	COSTSHARING 36-5325-2015-001	698	0.01	0	0.00	172	0	870	0	870
31-5140-4001	Biochemistry Grant Return Sec. 01	15,795	0.20	291,529	4.95	75,908	0	383,232	0	383,232
31-5140-4010	MacDonald Grant Return	0	0.00	19,953	0.38	4,928	0	24,881	0	24,881
31-5140-8000	Biochemistry - Indirect Costs/Research	3,686	0.05	6,674	0.10	2,558	0	12,918	0	12,918
31-5150-0001	Anatomy Instruction	1,450,301	13.80	464,610	5.40	403,860	0	2,318,771	20,437	2,339,208
31-5150-3023	COSTSHARING/ 36-5150-2090-001	13,620	0.12	0	0.00	3,364	0	16,984	0	16,984
31-5150-4001	GCBA Grant Return-Department	0	0.00	2,361	0.04	583	0	2,944	0	2,944
31-5160-0001	Pharm/Exp Neurosci-Instruction	1,512,332	8.63	265,984	2.02	369,319	0	2,147,635	22,055	2,169,690
31-5160-4000	Pharm/Exp Neurosci-Grant Return	1,930	0.03	448,102	7.71	111,158	0	561,190	0	561,190
31-5160-6000	Pharm/Exp Neurosci-Grant Return-Supplem	28,787	0.00	0	0.00	7,111	0	35,898	0	35,898
31-5170-0001	Physiology & Biophysics Instruction	540,530	3.16	228,790	0.43	76,586	0	845,906	12,289	858,195
31-5170-3042	COSTSHARING/ 34-5170-2084-018	3,468	0.02	0	0.00	855	0	4,323	0	4,323
31-5170-3043	COSTSHARING/ 34-5170-2085-018	6,549	0.04	0	0.00	1,619	0	8,168	0	8,168
31-5170-3044	COSTSHARING/ 34-5170-2086-018	7,556	0.04	0	0.00	1,867	0	9,423	0	9,423
31-5170-4060	Zucker Grant Return	30,670	0.35	0	0.00	0	0	30,670	0	30,670
31-5170-4095	Dept. Grant Return	0	0.00	95,133	1.49	23,498	0	118,631	0	118,631
31-5170-8095	Physiology/Biophysics	0	0.00	66,028	1.68	16,309	0	82,337	0	82,337
	TOTAL	**12,143,098**	**61.19**	**18,267,412**	**231.71**	**5,618,851**	**0**	**36,029,361**	**202,225**	**36,231,586**

UNMC-Federal Letter of Credit-736 Federal/Restricted

COST OBJECT		FACULTY Dollar	FACULTY FTE	NON FACULTY Dollar	NON FACULTY FTE	EMPLOYEE BENEFITS	PERSONAL SERVICE CREDITS	TOTAL PERSONAL SERVICES	TOTAL OPERATING EXPENSES	TOTAL
34-5140-2055001	Extracellular Redox Signaling in Mammary	105,164	1.53	0	0.00	17,062	0	122,226	0	122,226

COST OBJECT LISTING BY SUB PROGRAM
2018-2019GENERAL OPERATING BUDGET
UNIVERSITY OF NEBRASKA MEDICAL CENTER

SUBPROGRAM #/NAME: 51 College of Medicine

UNMC-Federal Letter of Credit-736 Federal/Restricted

COST OBJECT		FACULTY Dollar	FACULTY FTE	NON FACULTY Dollar	NON FACULTY FTE	EMPLOYEE BENEFITS	PERSONAL SERVICE CREDITS	TOTAL PERSONAL SERVICES	TOTAL OPERATING EXPENSES	TOTAL
34-5140-2056001	Biochemistry & Molecular Biology	35,936	0.40	0	0.00	5,830	0	41,766	0	41,766
34-5140-2058001	MnTE-2-PyP as a radioprotector in prosta	53,557	0.50	21,950	0.50	12,251	0	87,758	0	87,758
34-5140-2059001	Targeting Mucin and EGFR Axis in Pancrea	77,276	0.92	6,675	0.10	13,620	0	97,571	0	97,571
34-5140-2060001	Role of Claudin-2 in Inflammatory Diseas	5,206	0.05	0	0.00	843	0	6,049	0	6,049
34-5140-2061001	Neuropilin-2 Axis in Docetaxel Resistanc	110,684	1.41	0	0.00	17,957	0	128,641	0	128,641
34-5140-2063001	Biochemistry & Molecular Biology	105,585	1.53	6,675	0.10	18,213	0	130,473	0	130,473
34-5140-2064101	Modulation of TMEN for Targeted Radiatio	97,557	1.18	18,301	0.35	18,797	0	134,655	0	134,655
34-5140-2064102	Modulation of TMEN for Targeted Radiatio	23,092	0.17	34,881	0.75	9,406	0	67,379	0	67,379
34-5140-2065001	Biochemistry & Molecular Biology	19,490	0.14	32,723	0.75	8,471	0	60,684	0	60,684
34-5140-2066001	Biochemistry & Molecular Biology	8,268	0.06	19,954	0.38	4,579	0	32,801	0	32,801
34-5140-2067010	Biochemistry & Molecular Biology	69,011	0.92	0	0.00	11,196	0	80,207	0	80,207
34-5140-2068001	Biochemistry & Molecular Biology	30,333	0.22	50,915	1.10	13,181	0	94,429	0	94,429
34-5140-2069001	Biochemistry & Molecular Biology	79,601	0.95	0	0.00	12,915	0	92,516	0	92,516
34-5140-2070010	COBRE - Pilot	0	0.00	52,573	1.00	8,530	0	61,103	0	61,103
34-5140-2071101	Role of PD2/Paf1 in Pancreatic Acinar to	33,200	0.58	21,937	0.50	8,945	0	64,082	0	64,082
34-5140-2071201	Role of PD2/Paf1 in Pancreatic Acinar to	24,453	0.13	6,674	0.10	5,050	0	36,177	0	36,177
34-5140-2073001	Biochemistry & Molecular Biology	57,078	0.78	6,673	0.10	10,343	0	74,094	0	74,094
34-5140-2074001	Biochemistry & Molecular Biology	89,250	0.87	22,555	0.50	18,139	0	129,944	0	129,944
34-5140-2075001	Biochemistry & Molecular Biology	19,433	0.26	0	0.00	3,152	0	22,585	0	22,585
34-5140-2076001	Biochemistry & Molecular Biology	49,816	0.44	51,750	1.00	16,478	0	118,044	0	118,044
34-5140-2077001	Biochemistry & Molecular Biology	210,023	1.74	157,524	2.65	59,630	0	427,177	0	427,177
34-5140-2078001	Biochemistry & Molecular Biology	21,535	0.21	43,581	1.00	10,564	0	75,680	0	75,680
34-5140-2079001	Biochemistry & Molecular Biology	41,255	0.36	23,035	0.50	10,429	0	74,719	0	74,719
34-5150-2059001	Genetics; Cell Biology & Anatomy	39,022	0.31	42,204	1.00	13,177	0	94,403	0	94,403
34-5150-2060001	Genetics; Cell Biology & Anatomy	42,436	0.50	0	0.00	6,885	0	49,321	0	49,321
34-5150-2061016	Genetics; Cell Biology & Anatomy	19,512	0.08	0	0.00	3,167	0	22,679	0	22,679
34-5160-2072001	Pharmacology	86,569	0.57	90,811	1.97	28,777	0	206,157	0	206,157
34-5160-2072101	Center for Humanized Mice Supplement	39,400	0.60	42,641	1.00	13,310	0	95,351	0	95,351
34-5160-2074201	Neurophysiological markers of HAND and t	0	0.00	7,292	0.10	1,182	0	8,474	0	8,474
34-5160-2077001	Pharmacology	720	0.01	0	0.00	117	0	837	0	837
34-5160-2078001	Pharmacology	51,363	0.47	77,500	1.54	20,907	0	149,770	0	149,770
34-5160-2079108	NanoART Man: Proj 2	37,020	0.53	48,021	0.90	13,796	0	98,837	0	98,837
34-5160-2079208	NanoART Man: Core C Fox	14,220	0.06	53,339	1.05	10,961	0	78,520	0	78,520
34-5160-2079308	NanoART Man: Core C Poluektova	25,651	0.43	0	0.00	4,162	0	29,813	0	29,813
34-5160-2079408	NanoART Man: Core A	76,196	0.38	15,813	0.25	14,927	0	106,936	0	106,936
34-5160-2079608	NanoART Man: Core B	35,256	0.43	0	0.00	5,719	0	40,975	0	40,975
34-5160-2080101	HIV Tat and Morphine Induce Mircroglial	44,433	0.46	56,651	1.18	16,400	0	117,484	0	117,484
34-5160-2080201	HIV Tat and Morphine Induce Mircroglial	42,935	0.32	43,656	1.05	14,048	0	100,639	0	100,639
34-5160-2082001	Pharmacology	41,559	0.68	35,028	0.80	12,426	0	89,013	0	89,013
34-5160-2083001	Pharmacology	2,886	0.00	0	0.00	468	0	3,354	0	3,354
34-5160-2084001	Pharmacology	50,939	0.00	81,144	2.00	21,430	0	153,513	0	153,513
34-5160-2085002	Pharmacology	122,344	1.42	41,786	1.00	26,627	0	190,757	0	190,757
34-5160-2086004	Pharmacology	25,596	0.11	3,418	0.05	4,707	0	33,721	0	33,721
34-5160-2087012	Pharmacology	1,852	0.01	47,822	1.00	8,059	0	57,733	0	57,733
34-5160-2089005	NTTC Data Coordinating Center	7,805	0.04	80,341	1.25	14,301	0	102,447	0	102,447
34-5160-2089105	NTTC Data Coordinating Center Child Acct	15,644	0.09	0	0.00	2,539	0	18,183	0	18,183
34-5160-2090020	Pharmacology	88,667	1.31	0	0.00	14,386	0	103,053	0	103,053
34-5160-2091004	Pharmacology	26,552	0.26	95,319	2.32	19,772	0	141,643	0	141,643
34-5160-2092005	Pharmacology	1,714	0.01	0	0.00	278	0	1,992	0	1,992
34-5160-2094104	SMART HAND Gendelman	39,980	0.48	0	0.00	6,485	0	46,465	0	46,465
34-5160-2094204	SMART HAND Poluektova	55,647	0.40	35,029	0.80	14,711	0	105,387	0	105,387

COST OBJECT LISTING BY SUB PROGRAM
2018-2019GENERAL OPERATING BUDGET
UNIVERSITY OF NEBRASKA MEDICAL CENTER

SUBPROGRAM #/NAME: 51 College of Medicine

UNMC-Federal Letter of Credit-736 Federal/Restricted

COST OBJECT		FACULTY Dollar	FACULTY FTE	NON FACULTY Dollar	NON FACULTY FTE	EMPLOYEE BENEFITS	PERSONAL SERVICE CREDITS	TOTAL PERSONAL SERVICES	TOTAL OPERATING EXPENSES	TOTAL
34-5160-2100101	Combinational effects of Opiates Buch	26,201	0.25	49,308	0.98	12,251	0	87,760	0	87,760
34-5160-2100201	Combinational effect of Opiate Byrareddy	69,000	1.23	101,611	2.50	27,680	0	198,291	0	198,291
34-5160-2101101	HIV Tat & cocaine - Buch portion	58,348	0.75	14,386	0.33	11,801	0	84,535	0	84,535
34-5160-2101201	HIV Tat & cocaine - Hu portion	16,900	0.26	28,078	0.60	7,297	0	52,275	0	52,275
34-5160-2101301	HIV Tat & cocaine - Guo portion	8,452	0.13	0	0.00	1,371	0	9,823	0	9,823
34-5160-2102001	Pharmacology	60,144	0.58	78,831	2.00	22,547	0	161,522	0	161,522
34-5160-2103101	Macrophage; Meth; HIV & Hist-Ciborowski	94,741	1.40	41,673	1.10	22,131	0	158,545	0	158,545
34-5160-2103201	Macrophage; Meth; HIV & Hist - Fox	68,710	0.96	38,564	0.70	17,404	0	124,678	0	124,678
34-5160-2104101	The brain as a SIV - Fox Portion	21,095	0.10	18,230	0.25	6,380	0	45,705	0	45,705
34-5160-2104201	The brain as a SIV - Byrareddy Portion	16,980	0.23	59,183	1.50	12,357	0	88,520	0	88,520
34-5160-2104301	The brain as a SIV - Buch Portion	9,480	0.04	4,815	0.10	2,320	0	16,615	0	16,615
34-5160-2104401	The brain as a SIV - PK Studies	19,125	0.25	9,350	0.03	4,620	0	33,095	0	33,095
34-5160-2105001	Pharmacology	132,266	1.36	50,318	1.00	29,623	0	212,207	0	212,207
34-5160-2106101	HIV-1 mediated synaptodendritic - Buch	73,987	1.00	12,139	0.23	13,973	0	100,099	0	100,099
34-5160-2106201	HIV-1 mediated synaptodendritic - Hu	23,567	0.37	6,860	0.15	4,936	0	35,363	0	35,363
34-5160-2107001	Pharmacology	33,152	0.31	26,866	0.54	9,737	0	69,755	0	69,755
34-5160-2108001	Pharmacology	40,290	0.39	0	0.00	6,536	0	46,826	0	46,826
34-5160-2109001	Pharmacology	16,980	0.00	0	0.00	2,754	0	19,734	0	19,734
34-5160-2110116	CHAIN - Administrative Core (Fox)	56,814	0.39	26,752	0.40	13,558	0	97,124	0	97,124
34-5160-2110216	CHAIN - Administrative Core (Buch)	48,420	0.31	25,840	0.40	12,048	0	86,308	0	86,308
34-5160-2110416	CHAIN - Cell/Tissue/Animal Gorantla	12,180	0.00	45,693	1.18	9,389	0	67,262	0	67,262
34-5160-2110516	CHAIN - Cell/Tissue/Animal Buch	0	0.00	3,417	0.05	553	0	3,970	0	3,970
34-5160-2110616	CHAIN - Development Core	11,591	0.07	0	0.00	1,880	0	13,471	0	13,471
34-5160-2110716	CHAIN - Phenomics Core	25,893	0.20	0	0.00	4,201	0	30,094	0	30,094
34-5160-2110816	CHAIN - Therapeutics Core	97,737	1.10	22,700	0.08	19,539	0	139,976	0	139,976
34-5160-2110916	CHAIN - Cell/Tissue/Animal Byrareddy	16,980	0.00	0	0.00	2,754	0	19,734	0	19,734
34-5160-2111001	Pharmacology	10,464	0.18	11,812	0.25	3,614	0	25,890	0	25,890
34-5160-2112001	Pharmacology	43,514	0.61	26,445	0.65	11,350	0	81,309	0	81,309
34-5160-2114001	Pharmacology	44,823	0.58	45,907	1.03	14,720	0	105,450	0	105,450
34-5160-2115023	Pharmacology	60,639	0.36	60,623	1.50	19,673	0	140,935	0	140,935
34-5160-2117006	Pharmacology	46,095	0.31	117,447	2.55	26,533	0	190,075	0	190,075
34-5170-2084018	Project 1: Nrf2: Neuronal Oxidative Stre	124,825	1.34	28,738	0.61	24,914	0	178,477	0	178,477
34-5170-2085018	Project II: Activation of the PVN in Hea	171,820	2.01	34,156	0.70	25,305	0	231,281	0	231,281
34-5170-2086018	Project III: Chemoreflex in Heart Failur	75,344	0.48	66,579	1.40	23,025	0	164,948	0	164,948
34-5170-2087018	Core A - Administration Core	18,264	0.08	28,932	0.33	7,657	0	54,853	0	54,853
34-5170-2088018	Core B - Animal Core	45,589	0.70	60,545	1.00	17,219	0	123,353	0	123,353
34-5170-2091001	Cellular & Integrative Physiology	85,629	0.63	84,595	1.83	27,616	0	197,840	0	197,840
34-5170-2092004	Cellular & Integrative Physiology	2,768	0.01	28,272	0.30	5,036	0	36,076	0	36,076
34-5170-2093005	Cellular & Integrative Physiology	47,093	0.44	42,301	1.00	14,703	0	104,097	0	104,097
34-5170-2094004	Cellular & Integrative Physiology	43,694	0.38	42,300	1.00	13,952	0	99,946	0	99,946
34-5170-2095001	Cellular & Integrative Physiology	36,044	0.40	20,706	0.50	9,207	0	65,957	0	65,957
34-5170-2096001	Cellular & Integrative Physiology	51,473	0.31	12,686	0.26	10,409	0	74,568	0	74,568
	TOTAL	**4,369,832**	**45.78**	**2,852,849**	**59.64**	**1,163,878**	**0**	**8,386,559**	**0**	**8,386,559**

UNMC-Federal Advance-737 Federal/Restricted

COST OBJECT		FACULTY Dollar	FACULTY FTE	NON FACULTY Dollar	NON FACULTY FTE	EMPLOYEE BENEFITS	PERSONAL SERVICE CREDITS	TOTAL PERSONAL SERVICES	TOTAL OPERATING EXPENSES	TOTAL
35-5101-2001008	IPA for Barbara Switzer	0	0.00	49,303	0.90	7,998	0	57,301	0	57,301
35-5101-2002002	IPA for Traci Hoke	0	0.00	23,760	0.50	3,856	0	27,616	0	27,616
35-5140-2043001	Biochemistry & Molecular Biology	18,052	0.13	2,052	0.05	3,261	0	23,365	0	23,365

COST OBJECT LISTING BY SUB PROGRAM
2018-2019GENERAL OPERATING BUDGET
UNIVERSITY OF NEBRASKA MEDICAL CENTER

SUBPROGRAM #/NAME: 51 College of Medicine

UNMC-Federal Advance-737 Federal/Restricted

COST OBJECT		FACULTY Dollar	FACULTY FTE	NON FACULTY Dollar	NON FACULTY FTE	EMPLOYEE BENEFITS	PERSONAL SERVICE CREDITS	TOTAL PERSONAL SERVICES	TOTAL OPERATING EXPENSES	TOTAL
35-5140-2046003	IPA for Rizwan Ahmad	52,099	1.00	0	0.00	8,453	0	60,552	0	60,552
35-5140-2047003	IPA for Balawant Kumar	0	0.00	44,116	1.00	7,157	0	51,273	0	51,273
	TOTAL	**70,151**	**1.13**	**119,231**	**2.45**	**30,725**	**0**	**220,107**	**0**	**220,107**

UNMC-Trust-Grant/Cont/Loan/End-738 Trust/Restricted

COST OBJECT		FACULTY Dollar	FACULTY FTE	NON FACULTY Dollar	NON FACULTY FTE	EMPLOYEE BENEFITS	PERSONAL SERVICE CREDITS	TOTAL PERSONAL SERVICES	TOTAL OPERATING EXPENSES	TOTAL
36-5140-2140001	Biochemistry & Molecular Biology	6,423	0.04	0	0.00	1,139	0	7,562	0	7,562
36-5140-2145003	Validation of Biomarkers for Early Diagn	96,298	0.87	84,479	1.85	32,040	0	212,817	0	212,817
36-5140-2146001	Biochemistry & Molecular Biology	1,263	0.01	0	0.00	223	0	1,486	0	1,486
36-5140-2148001	Biochemistry & Molecular Biology	8,141	0.10	0	0.00	1,443	0	9,584	0	9,584
36-5140-2151001	Biochemistry & Molecular Biology	44,920	0.50	61,570	1.50	18,873	0	125,363	0	125,363
36-5140-2152001	Biochemistry & Molecular Biology	9,614	0.10	18,445	0.50	4,973	0	33,032	0	33,032
36-5140-2153001	Biochemistry & Molecular Biology	0	0.00	18,229	0.50	3,230	0	21,459	0	21,459
36-5140-2156001	Biochemistry & Molecular Biology	0	0.00	22,961	0.50	4,069	0	27,030	0	27,030
36-5140-2158001	Biochemistry & Molecular Biology	4,982	0.10	0	0.00	882	0	5,864	0	5,864
36-5140-2159001	Biochemistry & Molecular Biology	29,334	0.25	46,897	1.00	13,510	0	89,741	0	89,741
36-5140-2160001	Biochemistry & Molecular Biology	18,974	0.16	45,017	1.00	11,342	0	75,333	0	75,333
36-5140-2161001	Biochemistry & Molecular Biology	19,234	0.28	0	0.00	3,409	0	22,643	0	22,643
36-5140-2162001	Biochemistry & Molecular Biology	8,141	0.10	22,961	0.50	5,513	0	36,615	0	36,615
36-5150-2085101	Genetics; Cell Biology & Anatomy	0	0.00	22,828	0.50	4,047	0	26,875	0	26,875
36-5150-2085201	Genetics; Cell Biology & Anatomy	9,577	0.19	0	0.00	1,698	0	11,275	0	11,275
36-5150-2092001	Genetics; Cell Biology & Anatomy	33,935	0.43	0	0.00	6,015	0	39,950	0	39,950
36-5160-2075003	Research Collaboration Agreement Phase 3	26,585	0.32	41,890	1.00	12,136	0	80,611	0	80,611
36-5160-2081101	Novel Kinase & Nanoformulated-Gendelman	9,480	0.03	6,072	0.10	2,757	0	18,309	0	18,309
36-5160-2081201	Novel Kinase & Nanoformulated-Gorantla	12,180	0.00	0	0.00	2,159	0	14,339	0	14,339
36-5160-2083004	CNS Resevoirs of HIV in a Mouse Model of	1,896	0.01	0	0.00	336	0	2,232	0	2,232
36-5160-2093001	Pharmacology	5,410	0.03	0	0.00	958	0	6,368	0	6,368
36-5160-2095001	Pharmacology	5,886	0.10	0	0.00	1,043	0	6,929	0	6,929
36-5160-2096001	Pharmacology	4,041	0.06	0	0.00	716	0	4,757	0	4,757
36-5160-2097001	Pharmacology	6,002	0.04	23,397	0.35	5,212	0	34,611	0	34,611
36-5160-2099001	Pharmacology	8,452	0.13	0	0.00	1,498	0	9,950	0	9,950
36-5160-2100001	Pharmacology	3,630	0.03	0	0.00	644	0	4,274	0	4,274
36-5160-2101001	Pharmacology	0	0.00	9,206	0.15	1,631	0	10,837	0	10,837
36-5160-2102001	Pharmacology	3,914	0.01	29,295	0.52	5,886	0	39,095	0	39,095
36-5160-2103001	Pharmacology	1,896	0.01	30,312	0.75	5,707	0	37,915	0	37,915
36-5160-2103101	Parkinson's Technology	11,363	0.10	0	0.00	2,013	0	13,376	0	13,376
36-5160-2104001	Pharmacology	11,363	0.10	30,312	0.75	7,387	0	49,062	0	49,062
36-5160-2105001	Pharmacology	1,852	0.01	0	0.00	329	0	2,181	0	2,181
36-5170-2122001	Cellular & Integrative Physiology	25,279	0.29	60,206	1.06	15,151	0	100,636	0	100,636
36-5170-2123004	Post-translational Regulation of nNOS in	24,483	0.44	0	0.00	4,340	0	28,823	0	28,823
36-5170-2129001	Cellular & Integrative Physiology	5,920	0.05	0	0.00	1,049	0	6,969	0	6,969
36-5170-2131102	Exploring the Neurological Basis of Dysp	32,716	0.25	26,101	0.60	10,425	0	69,242	0	69,242
36-5170-2136002	Mappring of Cardiac Spinal Afferents to	8,334	0.07	68,135	1.37	13,552	0	90,021	0	90,021
36-5170-2137001	Cellular & Integrative Physiology	28,771	0.27	0	0.00	5,100	0	33,871	0	33,871
37-5101-1031002	Chancellor - IGPBS	0	0.00	30,000	0.00	5,317	0	35,317	0	35,317
37-5101-1060001	Still Faculty Fellow in Medicine	10,000	0.00	0	0.00	1,772	0	11,772	0	11,772
37-5101-2009155	J. O'Dell Research $	32,682	0.77	0	0.00	5,792	0	38,474	0	38,474
37-5101-2027007	Asthma Research - Toews	0	0.00	13,370	0.20	2,369	0	15,739	0	15,739
37-5101-2035001	Dean's Business Office	0	0.00	21,758	0.50	3,857	0	25,615	0	25,615

COST OBJECT LISTING BY SUB PROGRAM
2018-2019GENERAL OPERATING BUDGET
UNIVERSITY OF NEBRASKA MEDICAL CENTER

SUBPROGRAM #/NAME: 51 College of Medicine

UNMC-Trust-Grant/Cont/Loan/End-738 Trust/Restricted

COST OBJECT		FACULTY Dollar	FACULTY FTE	NON FACULTY Dollar	NON FACULTY FTE	EMPLOYEE BENEFITS	PERSONAL SERVICE CREDITS	TOTAL PERSONAL SERVICES	TOTAL OPERATING EXPENSES	TOTAL
37-5101-2035002	White Fund - Dr. Adam Case - CIP	0	0.00	20,706	0.50	3,671	0	24,377	0	24,377
37-5101-3002001	Hospital Services Support	0	0.00	0	0.00	0	0	0	660,934	660,934
37-5101-3002120	NHS Acad Affil - Anesthesiology	0	0.00	0	0.00	0	0	0	57,229	57,229
37-5101-3002160	NHS Acad Affil - OB/GYN	0	0.00	0	0.00	0	0	0	43,071	43,071
37-5101-3002170	NHS Acad Affil - Opthalmology	0	0.00	0	0.00	0	0	0	4,587	4,587
37-5101-3002180	NHS Acad Affil - Orthopaedics	0	0.00	0	0.00	0	0	0	19,141	19,141
37-5101-3002200	NHS Acad Affil - Path/Micro	0	0.00	0	0.00	0	0	0	342,712	342,712
37-5101-3002260	NHS Acad Affil - Radiology	0	0.00	0	0.00	0	0	0	145,927	145,927
37-5101-3003001	Com/Hospital Support	23,294	0.25	0	0.00	4,128	0	27,422	0	27,422
37-5101-3003006	Chair's Hire Pkg - Anesthesiology	18,260	0.21	43,000	1.00	10,858	0	72,118	0	72,118
37-5101-3003008	Chair's Hire Pkg - OPHTH	42,475	0.46	64,851	1.53	19,022	0	126,348	0	126,348
37-5101-3003010	Chair's Hire Pkg-Neurological Sciences	218,757	2.00	75,720	1.92	52,192	0	346,669	0	346,669
37-5101-3003011	Chair's Hire Pkg-Neuro Sci-Kedar Rsch	6,105	0.10	0	0.00	1,082	0	7,187	0	7,187
37-5101-3003012	Chair's Hire Pkg-Neuro Sci-Taraschenko	15,261	0.32	39,940	1.00	9,784	0	64,985	0	64,985
37-5101-3003014	Chair's Hire Pkg-Neuro Sci-Warren	0	0.00	36,610	1.00	6,489	0	43,099	0	43,099
37-5101-3003018	Chair's Research Hire Pkg-Ophthalmology	143,742	0.96	0	0.00	25,476	0	169,218	0	169,218
37-5101-3003040	Gendleman Rsch Redirection	0	0.00	20,000	0.00	3,545	0	23,545	0	23,545
37-5101-3003046	Rsch Redirection-Buch	0	0.00	30,000	0.00	5,317	0	35,317	0	35,317
37-5101-3003101	Endow fr Buffet Cancer Ctr for T Greiner	41,107	0.50	11,429	0.25	9,312	0	61,848	0	61,848
37-5101-3003106	Buffet Cancer Ctr R Deegan Biochemistry	16,066	0.15	0	0.00	2,848	0	18,914	0	18,914
37-5101-3003107	Buffet Cancer Ctr P Dhawn Biochemistry	24,485	0.24	0	0.00	4,340	0	28,825	0	28,825
37-5101-3003108	Buffet Cancer Ctr A Singh Biochemistry	50,156	0.49	0	0.00	8,890	0	59,046	0	59,046
37-5101-3003111	Buffet Cancer Ctr T Greiner Pathology	96,209	1.00	0	0.00	17,052	0	113,261	0	113,261
37-5101-3003986	COSTSHARE/ 36-5140-2143-001	562	0.01	0	0.00	100	0	662	0	662
37-5101-9210001	Dean College of Medicine	106,004	0.54	145,868	0.60	44,641	0	296,513	0	296,513
37-5101-9210995	COSTSHARE/ 36-5311-3012-002	4,768	0.02	0	0.00	846	0	5,614	0	5,614
37-5101-9210996	COSTSHARE/ 36-5311-3012-001	3,835	0.02	0	0.00	680	0	4,515	0	4,515
37-5101-9210997	COSTSHARE/ 34-5311-009-001	1,918	0.01	0	0.00	340	0	2,258	0	2,258
37-5101-9210998	COSTSHARE/ 34-5311-3007-006	1,918	0.01	0	0.00	340	0	2,258	0	2,258
37-5101-9310001	COM - Business Office	132,720	2.16	143,752	1.47	49,000	0	325,472	0	325,472
37-5111-1001001	Von Housen Professorship	42,241	0.74	0	0.00	7,486	0	49,727	0	49,727
37-5113-1002001	Stokes-Shackleford Professor of Biochem	20,378	0.00	0	0.00	3,612	0	23,990	0	23,990
37-5114-1001001	Waldbaum Professorship	31,689	0.12	0	0.00	5,617	0	37,306	0	37,306
37-5115-1001001	Grissom Professorship	0	0.00	35,800	1.00	6,345	0	42,145	0	42,145
37-5115-1002001	Larson Professorship	1,308	0.01	0	0.00	232	0	1,540	0	1,540
37-5115-1003001	Diabetes Research-Degen	12,252	0.00	0	0.00	2,171	0	14,423	0	14,423
37-5115-1005001	Stokes-Shakelford Prof - LOCKED	17,657	0.16	44,758	1.00	11,061	0	73,476	0	73,476
37-5115-1007001	Primary Care Residency	11,650	0.11	150,482	1.90	28,735	0	190,867	0	190,867
37-5115-1010001	Renolds Neurooncology Lab	17,000	0.36	0	0.00	3,013	0	20,013	0	20,013
37-5115-1013001	Larson Professorship for Respiratory Dis	25,554	0.18	40,546	0.70	11,715	0	77,815	0	77,815
37-5115-1014001	Harris-Oncology Professorship	30,357	0.11	0	0.00	5,380	0	35,737	0	35,737
37-5115-1015001	Hubbard Chair of Cardiology	24,399	0.24	0	0.00	4,325	0	28,724	0	28,724
37-5115-1018001	Paustian Professorship	15,000	0.13	0	0.00	2,659	0	17,659	0	17,659
37-5115-1019001	Dean College of Medicine	23,500	0.21	0	0.00	4,167	0	27,667	0	27,667
37-5115-1020001	Cell Biology & Anatomy	0	0.00	53,187	1.00	9,426	0	62,613	0	62,613
37-5115-1021001	Dean College of Medicine	25,000	0.00	0	0.00	4,431	0	29,431	0	29,431
37-5115-1022001	Internal Medicine-Nephrology	13,364	0.30	0	0.00	2,369	0	15,733	0	15,733
37-5115-2002001	Internal Medicine	78,904	0.72	0	0.00	13,984	0	92,888	0	92,888
37-5115-2003001	Int Med Oncology	29,947	0.11	0	0.00	5,308	0	35,255	0	35,255
37-5115-2006001	Dean College of Medicine	50,000	0.18	0	0.00	8,862	0	58,862	0	58,862
37-5116-1001001	Olson Professorship	45,010	0.19	0	0.00	7,977	0	52,987	0	52,987

COST OBJECT LISTING BY SUB PROGRAM
2018-2019GENERAL OPERATING BUDGET
UNIVERSITY OF NEBRASKA MEDICAL CENTER

SUBPROGRAM #/NAME: 51 College of Medicine

UNMC-Trust-Grant/Cont/Loan/End-738 Trust/Restricted

COST OBJECT		FACULTY Dollar	FACULTY FTE	NON FACULTY Dollar	NON FACULTY FTE	EMPLOYEE BENEFITS	PERSONAL SERVICE CREDITS	TOTAL PERSONAL SERVICES	TOTAL OPERATING EXPENSES	TOTAL
37-5116-1002001	M.L. Smith Professorship	20,813	0.14	0	0.00	3,689	0	24,502	0	24,502
37-5117-1002001	Ophthalmology	15,264	0.09	0	0.00	2,705	0	17,969	0	17,969
37-5118-1001001	L. Thomas Hood Professorship	25,000	0.18	0	0.00	4,431	0	29,431	0	29,431
37-5118-1002001	Herman Frank Johnson MD Professorship	15,000	0.00	0	0.00	2,659	0	17,659	0	17,659
37-5118-2001001	Orthopedic Surgery	25,000	0.27	0	0.00	4,431	0	29,431	0	29,431
37-5120-1001001	Havlik-Wall Professorship	39,081	0.29	10,303	0.20	8,752	0	58,136	0	58,136
37-5120-1002001	David Purtilo Distinguished Chair Of Pat	9,140	0.05	0	0.00	1,620	0	10,760	0	10,760
37-5120-1003001	Stokes-Shackleford Professor of Microbio	8,000	0.04	0	0.00	1,418	0	9,418	0	9,418
37-5120-1004001	Vickery Chair-Pathology	25,000	0.00	0	0.00	4,431	0	29,431	0	29,431
37-5120-1005001	Vickery Professorship	0	0.00	12,889	0.30	2,286	0	15,175	0	15,175
37-5120-1007001	Pathology & Microbiology	8,000	0.00	0	0.00	1,418	0	9,418	0	9,418
37-5121-1003001	Varner Endowed Professorship	10,000	0.00	0	0.00	1,772	0	11,772	0	11,772
37-5121-1005001	Helen Freytag Professorship	29,871	0.17	0	0.00	5,295	0	35,166	0	35,166
37-5121-1008001	Pediatrics	0	0.00	44,895	0.20	7,957	0	52,852	0	52,852
37-5123-1001001	Hubbard Professorship	49,104	0.50	0	0.00	8,703	0	57,807	0	57,807
37-5123-1004001	Cellular & Integrative Physiology	5,000	0.00	0	0.00	886	0	5,886	0	5,886
37-5126-1001001	Hunt Professorship Of Radiology	0	0.00	130,933	0.77	23,206	0	154,139	0	154,139
37-5126-1002001	Radiology	50,000	0.28	0	0.00	8,862	0	58,862	0	58,862
37-5126-1003001	Radiology	59,000	0.46	0	0.00	10,457	0	69,457	0	69,457
37-5126-1004001	Radiology	24,000	0.25	0	0.00	4,254	0	28,254	0	28,254
37-5127-1001001	Musselman Professorship	0	0.00	52,910	1.00	9,377	0	62,287	0	62,287
37-5127-1005001	Shackleford-Marischal Professorship	10,000	0.08	29,638	0.41	7,026	0	46,664	0	46,664
37-5127-1006001	Dean COM	40,000	0.00	0	0.00	7,089	0	47,089	0	47,089
37-5128-1001001	Dermatology	10,000	0.20	0	0.00	1,772	0	11,772	0	11,772
37-5140-2007001	EARLY DETECT GENETIC CHANGES PANC	0	0.00	25,612	0.60	4,540	0	30,152	0	30,152
37-5140-2050001	Biochemistry & Molecular Biology	31,010	0.50	0	0.00	5,495	0	36,505	0	36,505
37-5140-4000001	Biochemistry/ Molecular Biology	0	0.00	25,048	0.64	4,439	0	29,487	0	29,487
37-5150-2015001	Cell Biology/Anatomy	9,275	0.05	61,827	1.00	12,602	0	83,704	0	83,704
37-5150-2053001	Dept Dev Fund	0	0.00	45,287	1.10	8,026	0	53,313	0	53,313
37-5150-6001001	Genetics Cell Biology and Anatomy	57,128	0.38	0	0.00	10,125	0	67,253	0	67,253
37-5150-6001999	COSTSHARE/ 36-1805-2017-001	1,463	0.01	0	0.00	259	0	1,722	0	1,722
37-5160-2014001	Pharm & Exp Neuroscience	0	0.00	6,655	0.15	1,180	0	7,835	0	7,835
37-5170-2001001	Special Research	71,009	0.62	0	0.00	12,585	0	83,594	0	83,594
37-5170-2001040	Carryover for Sansom	0	0.00	46,367	1.00	8,217	0	54,584	0	54,584
	TOTAL	**2,682,981**	**24.08**	**2,182,454**	**37.44**	**862,334**	**0**	**5,727,769**	**1,273,601**	**7,001,370**

UNMC-Auxiliary-739 Auxiliaries & Services/Restricted

COST OBJECT		FACULTY Dollar	FACULTY FTE	NON FACULTY Dollar	NON FACULTY FTE	EMPLOYEE BENEFITS	PERSONAL SERVICE CREDITS	TOTAL PERSONAL SERVICES	TOTAL OPERATING EXPENSES	TOTAL
33-5140-0016	Cell Growth Facility	41,522	0.53	0	0.00	8,855	0	50,377	8,586	58,963
33-5140-0076	Protein Structure Core Facility	22,112	0.25	0	0.00	4,715	0	26,827	22,104	48,931
33-5140-0096	Durham Research Center Autoclave Fund	0	0.00	14,081	0.50	3,003	0	17,084	7,596	24,680
33-5140-1466	Confocal Microscope Facility	6,349	0.08	0	0.00	1,354	0	7,703	35,189	42,892
33-5150-0041	Masters Student Fees	0	0.00	11,705	0.20	2,496	0	14,201	27,184	41,385
33-5150-0150	Ctr for Bioinformatics & Systems Biology	31,563	0.45	29,642	0.53	13,050	0	74,255	0	74,255
33-5150-0501	Advanced Anatomy	0	0.00	22,527	0.33	4,804	0	27,331	39,659	66,990
33-5150-0600	Anatomy Special	0	0.00	113,468	1.85	24,197	0	137,665	181,117	318,782
33-5150-0605	Summer Teaching Funds - CBA	0	0.00	9,793	0.13	2,088	0	11,881	8,962	20,843
33-5160-0706	Student Fees-Pharmcacology	0	0.00	1,644	0.04	350	0	1,994	4,500	6,494
33-5191-0005	Comparative Medicine-Eppley Institute	0	0.00	56,203	1.00	11,985	0	68,188	0	68,188

COST OBJECT LISTING BY SUB PROGRAM
2018-2019GENERAL OPERATING BUDGET
UNIVERSITY OF NEBRASKA MEDICAL CENTER

SUBPROGRAM #/NAME: 51 College of Medicine

UNMC-Auxiliary-739 Auxiliaries & Services/Restricted

COST OBJECT		FACULTY Dollar	FACULTY FTE	NON FACULTY Dollar	NON FACULTY FTE	EMPLOYEE BENEFITS	PERSONAL SERVICE CREDITS	TOTAL PERSONAL SERVICES	TOTAL OPERATING EXPENSES	TOTAL
33-5191-0006	Comparative Medicine	0	0.00	1,144,864	27.81	244,128	0	1,388,992	800,000	2,188,992
33-5191-0007	Comp Med-Vet Tech	0	0.00	162,836	2.90	34,723	0	197,559	0	197,559
33-5191-0008	Comparative Medicine-COD	0	0.00	11,224	0.20	2,393	0	13,617	0	13,617
33-5191-0009	Comparative Medicine F & A	0	0.00	525,084	3.73	111,967	0	637,051	0	637,051
33-5191-0010	Comparative Medicine - Quarantine	0	0.00	26,055	0.50	5,555	0	31,610	0	31,610
33-5191-0012	Ahmad Start-up	0	0.00	145,388	2.70	31,002	0	176,390	0	176,390
33-5191-0600	Comparative Medicine ABSL3 Facility	0	0.00	6,214	0.10	1,324	0	7,538	0	7,538
	TOTAL	**101,546**	**1.30**	**2,280,728**	**42.52**	**507,989**	**0**	**2,890,263**	**1,134,897**	**4,025,160**
	SUB PROGRAM TOTAL	**19,367,608**	**133**	**25,702,674**	**374**	**8,183,777**	**0**	**53,254,059**	**2,610,723**	**55,864,782**

SUBPROGRAM #/NAME: 52 College of Medicine

UNMC-State General Fund-731 State & University Generated/Unrestricted

COST OBJECT		FACULTY Dollar	FACULTY FTE	NON FACULTY Dollar	NON FACULTY FTE	EMPLOYEE BENEFITS	PERSONAL SERVICE CREDITS	TOTAL PERSONAL SERVICES	TOTAL OPERATING EXPENSES	TOTAL
31-5201-1000	AAA - Anesthesiology	232,671	2.88	309,002	3.99	130,877	0	672,550	0	672,550
31-5210-0001	Family Practice-Instruction	1,016,060	11.35	540,102	7.01	380,311	0	1,936,473	0	1,936,473
31-5210-3014	COSTSHARING/ 34-5210-1005-007	4,628	0.02	0	0.00	1,144	0	5,772	0	5,772
31-5210-3017	COSTSHARING/ 36-5210-3006-001	5,779	0.03	0	0.00	1,428	0	7,207	0	7,207
31-5210-3018	COSTSHARING/ 34-5210-1006-008	8,318	0.03	0	0.00	2,055	0	10,373	0	10,373
31-5220-0001	Internal Medicine Instruction	19,743	0.17	545,628	8.65	124,440	0	689,811	0	689,811
31-5220-0200	Internal Med-Cardiology Instruction	613,438	9.11	287,447	5.31	170,928	0	1,071,813	0	1,071,813
31-5220-0250	Internal Med-DEM Instruction	258,470	2.81	146,456	2.80	87,846	0	492,772	0	492,772
31-5220-0300	Internal Med-GenMed Instruction	1,760,878	21.87	311,053	7.00	405,704	0	2,477,635	0	2,477,635
31-5220-0350	Internal Med-Geriatric Instruction	221,334	2.57	141,628	2.35	74,833	0	437,795	0	437,795
31-5220-0400	Internal Med-GI Instruction	375,405	4.16	119,571	1.00	70,451	0	565,427	0	565,427
31-5220-0500	Internal Med-Infect Diseases Instruction	187,546	2.68	182,989	3.51	85,803	0	456,338	0	456,338
31-5220-0600	Internal Med-Nephrology Instruction	287,314	4.81	104,401	2.26	96,753	0	488,468	0	488,468
31-5220-0700	Internal Med-Oncology Instruction	172,637	2.47	325,803	7.00	110,367	0	608,807	0	608,807
31-5220-0800	Internal Med-Pulmonary Instruction	555,453	7.09	270,114	5.05	160,345	0	985,912	0	985,912
31-5220-0900	Internal Med-Rheumatology Instruction	300,223	1.78	162,035	3.23	73,268	0	535,526	0	535,526
31-5220-3104	COSTSHARING/ 36-5430-2031-001	3,405	0.03	0	0.00	0	0	3,405	0	3,405
31-5220-3106	COSTSHARING/ 34-5237-2028-001	1,106	0.01	0	0.00	0	0	1,106	0	1,106
31-5220-8000	Int Med - Indirect Costs/Research	0	0.00	28,875	0.50	7,132	0	36,007	0	36,007
31-5250-0001	Neurological Science Instruction	306,454	4.03	277,862	5.29	152,869	0	737,185	0	737,185
31-5250-0002	LB309 Medical Cannbidiol Pilot Study	16,275	0.36	80,778	1.10	23,971	0	121,024	0	121,024
31-5260-0001	Obstetrics/Gynecology-Instruction	1,305,092	12.11	379,302	5.80	355,703	0	2,040,097	0	2,040,097
31-5260-3009	COSTSHARING/ 36-5260-2015-001	40,477	0.04	0	0.00	0	0	40,477	0	40,477
31-5270-0001	Ophthalmology Instruction	610,479	5.92	58,000	0.00	106,256	0	774,735	0	774,735
31-5280-0001	Orthopedics Instruction	234,162	2.38	41,285	0.14	51,485	0	326,932	0	326,932
31-5280-3003	COSTSHARING/ 36-5280-2090-001	2,000	0.01	0	0.00	494	0	2,494	0	2,494
31-5290-0001	Otol & Maxill Facial Surg-Instruction	86,250	1.25	76,531	1.58	38,156	0	200,937	0	200,937
	TOTAL	**8,625,597**	**99.95**	**4,388,862**	**73.56**	**2,712,619**	**0**	**15,727,078**	**0**	**15,727,078**

UNMC-Federal Letter of Credit-736 Federal/Restricted

COST OBJECT		FACULTY Dollar	FACULTY FTE	NON FACULTY Dollar	NON FACULTY FTE	EMPLOYEE BENEFITS	PERSONAL SERVICE CREDITS	TOTAL PERSONAL SERVICES	TOTAL OPERATING EXPENSES	TOTAL
34-5201-2004001	Anesthesiology	71,654	0.52	43,753	1.00	18,724	0	134,131	0	134,131
34-5210-1006008	Family Medicine	4,668	0.02	64,335	1.10	11,194	0	80,197	0	80,197

COST OBJECT LISTING BY SUB PROGRAM
2018-2019GENERAL OPERATING BUDGET
UNIVERSITY OF NEBRASKA MEDICAL CENTER

SUBPROGRAM #/NAME: 52 College of Medicine

UNMC-Federal Letter of Credit-736 Federal/Restricted

COST OBJECT		FACULTY Dollar	FACULTY FTE	NON FACULTY Dollar	NON FACULTY FTE	EMPLOYEE BENEFITS	PERSONAL SERVICE CREDITS	TOTAL PERSONAL SERVICES	TOTAL OPERATING EXPENSES	TOTAL
34-5220-1004006	Community Affairs	0	0.00	5,036	0.11	817	0	5,853	0	5,853
34-5224-2005001	Cardiology (Internal Medicine)	74,120	0.54	100,228	2.00	28,286	0	202,634	0	202,634
34-5226-2007001	Diab/Endo/Metab (Internal Medicine)	42,404	0.42	46,377	1.16	14,403	0	103,184	0	103,184
34-5229-2024001	Gastro & Hepa (Internal Medicine)	46,158	0.73	10,686	0.20	9,223	0	66,067	0	66,067
34-5229-2025001	Gastro & Hepa (Internal Medicine)	31,379	0.33	48,370	1.15	12,938	0	92,687	0	92,687
34-5229-2026006	Gastro & Hepa (Internal Medicine)	83,744	0.97	22,021	0.40	17,159	0	122,924	0	122,924
34-5229-2027001	Gastro & Hepa (Internal Medicine)	29,453	0.27	0	0.00	4,778	0	34,231	0	34,231
34-5232-3008006	Infectious Diseases (Internal Medicine)	32,978	0.41	81,796	1.17	18,621	0	133,395	0	133,395
34-5232-3009019	Infectious Diseases (Internal Medicine)	19,999	0.28	113,514	1.72	21,662	0	155,175	0	155,175
34-5237-2023006	Pulmonary (Internal Medicine)	95,302	0.85	45,244	0.75	22,803	0	163,349	0	163,349
34-5237-2025003	Pulmonary (Internal Medicine)	15,029	0.08	22,574	0.35	6,101	0	43,704	0	43,704
34-5237-2027001	Pulmonary (Internal Medicine)	57,059	0.60	47,478	1.00	16,961	0	121,498	0	121,498
34-5237-2028001	Pulmonary (Internal Medicine)	0	0.00	20,681	0.45	3,355	0	24,036	0	24,036
34-5250-2000011	Neurological Sciences (Internal Medicine	85,556	0.72	54,423	1.50	22,709	0	162,688	0	162,688
34-5250-2000111	Predicting Driving Safety in Advancing A	38,157	0.50	0	0.00	6,191	0	44,348	0	44,348
34-5250-2001001	Neurological Sciences (Internal Medicine	90,381	0.99	37,963	1.18	20,823	0	149,167	0	149,167
34-5250-2002001	Neurological Sciences (Internal Medicine	19,705	0.23	5,242	0.08	4,048	0	28,995	0	28,995
34-5250-2004016	Neurological Sciences (Internal Medicine	37,090	0.40	0	0.00	6,017	0	43,107	0	43,107
34-5250-2005102	Great Plains IDeA-CTR Admin Core	112,950	0.82	64,652	1.06	28,815	0	206,417	0	206,417
34-5250-2005202	Great Plains IDeA-CTR-Prof Dev Core	59,929	0.34	50,216	1.00	17,870	0	128,015	0	128,015
34-5250-2005212	Great Plains IDeA-CTR-Ghate	37,081	0.61	16,931	0.50	8,763	0	62,775	0	62,775
34-5250-2005222	Great Plains IDeA-CTR-Hwang	0	0.00	31,746	1.00	5,151	0	36,897	0	36,897
34-5250-2005302	Great Plains IDeA-CTR CRDEB Core	120,604	0.82	42,134	0.79	26,403	0	189,141	0	189,141
34-5250-2005402	Great Plains IDeA-CTR Tracking Core	52,144	0.33	54,183	1.00	17,250	0	123,577	0	123,577
34-5250-2005502	Great Plains IDeA-CTR Outreach Core	53,568	0.43	56,578	1.10	17,871	0	128,017	0	128,017
34-5250-2005602	Great Plains IDeA-CTR BICE Core	82,450	0.63	118,173	2.00	32,549	0	233,172	0	233,172
34-5250-2005702	Great Plains IDeA-CTR Pilot Projects	15,955	0.06	0	0.00	2,589	0	18,544	0	18,544
34-5250-2006001	Neurological Sciences (Internal Medicine	37,359	0.46	0	0.00	6,061	0	43,420	0	43,420
34-5260-2005001	OB/GYN	20,740	0.13	83,927	2.00	16,981	0	121,648	0	121,648
34-5260-2006001	OB/GYN	9,750	0.05	45,000	1.00	8,883	0	63,633	0	63,633
34-5270-2019001	Opthamology	121,299	1.52	0	0.00	19,679	0	140,978	0	140,978
34-5270-2020020	Regulation of Photoreceptor Neurotransmi	116,267	0.71	53,807	1.50	27,592	0	197,666	0	197,666
34-5270-2022004	Opthamology	10,896	0.16	0	0.00	1,768	0	12,664	0	12,664
34-5270-2023005	Opthamology	51,510	1.00	0	0.00	8,274	0	59,784	0	59,784
	TOTAL	**1,777,338**	**16.96**	**1,387,068**	**28.26**	**513,312**	**0**	**3,677,718**	**0**	**3,677,718**

UNMC-Federal Advance-737 Federal/Restricted

COST OBJECT		FACULTY Dollar	FACULTY FTE	NON FACULTY Dollar	NON FACULTY FTE	EMPLOYEE BENEFITS	PERSONAL SERVICE CREDITS	TOTAL PERSONAL SERVICES	TOTAL OPERATING EXPENSES	TOTAL
35-5226-2016007	IPA for Ronda Simpson	0	0.00	48,353	1.00	7,844	0	56,197	0	56,197
35-5237-2035002	IPA for Jane Devasure	0	0.00	55,451	1.00	8,996	0	64,447	0	64,447
35-5241-2027002	IPA-Cindy Marr	0	0.00	68,006	0.95	11,032	0	79,038	0	79,038
35-5241-2028002	IPA-Jefferey Newcomb	0	0.00	67,199	0.85	10,902	0	78,101	0	78,101
35-5241-2029002	IPA-Bridget Kramer	0	0.00	45,300	1.00	7,349	0	52,649	0	52,649
35-5260-2001001	OB/GYN	19,501	0.10	0	0.00	3,165	0	22,666	0	22,666
	TOTAL	**19,501**	**0.10**	**284,309**	**4.80**	**49,288**	**0**	**353,098**	**0**	**353,098**

UNMC-Trust-Grant/Cont/Loan/End-738 Trust/Restricted

COST OBJECT		FACULTY Dollar	FACULTY FTE	NON FACULTY Dollar	NON FACULTY FTE	EMPLOYEE BENEFITS	PERSONAL SERVICE CREDITS	TOTAL PERSONAL SERVICES	TOTAL OPERATING EXPENSES	TOTAL

COST OBJECT LISTING BY SUB PROGRAM
2018-2019GENERAL OPERATING BUDGET
UNIVERSITY OF NEBRASKA MEDICAL CENTER

SUBPROGRAM #/NAME: 52 College of Medicine

UNMC-Trust-Grant/Cont/Loan/End-738 Trust/Restricted

COST OBJECT		FACULTY Dollar	FACULTY FTE	NON FACULTY Dollar	NON FACULTY FTE	EMPLOYEE BENEFITS	PERSONAL SERVICE CREDITS	TOTAL PERSONAL SERVICES	TOTAL OPERATING EXPENSES	TOTAL
36-5210-3006001	Family Medicine	44,684	0.34	200,590	2.65	43,471	0	288,745	0	288,745
36-5224-2230001	Cardiology (Internal Medicine)	7,440	0.08	3,623	0.06	1,960	0	13,023	0	13,023
36-5224-2231001	Cardiology (Internal Medicine)	3,000	0.03	3,421	0.05	1,137	0	7,558	0	7,558
36-5224-2236888	Cardiology (Internal Medicine)	0	0.00	4,573	0.07	810	0	5,383	0	5,383
36-5224-2239888	Cardiology (Internal Medicine)	3,000	0.03	3,623	0.06	1,174	0	7,797	0	7,797
36-5224-2240888	Cardiology (Internal Medicine)	10,000	0.25	6,531	0.10	2,931	0	19,462	0	19,462
36-5224-2241888	Cardiology (Internal Medicine)	580	0.01	0	0.00	103	0	683	0	683
36-5224-2245888	Cardiology (Internal Medicine)	3,605	0.07	7,838	0.12	2,027	0	13,470	0	13,470
36-5224-2248888	Cardiology (Internal Medicine)	5,500	0.09	0	0.00	976	0	6,476	0	6,476
36-5224-2249001	Cardiology (Internal Medicine)	10,000	0.20	0	0.00	1,772	0	11,772	0	11,772
36-5224-2250888	Cardiology (Internal Medicine)	15,000	0.30	16,259	0.26	5,540	0	36,799	0	36,799
36-5224-2251001	Cardiology (Internal Medicine)	24,517	0.27	0	0.00	4,345	0	28,862	0	28,862
36-5224-2252001	Cardiology (Internal Medicine)	4,454	0.05	37,600	0.80	7,454	0	49,508	0	49,508
36-5224-2253002	Dilated Cardiomyopathy (DCM) Research Pr	3,740	0.06	0	0.00	663	0	4,403	0	4,403
36-5224-2254888	Cardiology (Internal Medicine)	10,895	0.22	10,531	0.15	3,798	0	25,224	0	25,224
36-5224-2256001	Cardiology (Internal Medicine)	0	0.00	88,523	2.17	15,690	0	104,213	0	104,213
36-5224-2257001	Cardiology (Internal Medicine)	4,800	0.11	0	0.00	850	0	5,650	0	5,650
36-5226-2039006	GRADE [Glycemic Reduction Approaches for	56,655	0.51	259,356	4.15	56,009	0	372,020	0	372,020
36-5226-2046001	Diab/Endo/Metab (Internal Medicine)	31,453	0.30	100,384	2.07	23,367	0	155,204	0	155,204
36-5226-2055888	Diab/Endo/Metab (Internal Medicine)	2,433	0.04	1,373	0.02	674	0	4,480	0	4,480
36-5226-2058001	Diab/Endo/Metab (Internal Medicine)	15,710	0.35	26,188	0.45	7,426	0	49,324	0	49,324
36-5226-2064001	Diab/Endo/Metab (Internal Medicine)	0	0.00	2,060	0.03	365	0	2,425	0	2,425
36-5226-2067888	Diab/Endo/Metab (Internal Medicine)	0	0.00	23,278	0.40	4,126	0	27,404	0	27,404
36-5226-2071888	Diab/Endo/Metab (Internal Medicine)	0	0.00	45,640	0.80	8,089	0	53,729	0	53,729
36-5226-2072001	Diab/Endo/Metab (Internal Medicine)	0	0.00	6,866	0.10	1,217	0	8,083	0	8,083
36-5226-2073001	Diab/Endo/Metab (Internal Medicine)	0	0.00	26,213	0.59	4,645	0	30,858	0	30,858
36-5226-2074888	Diab/Endo/Metab (Internal Medicine)	845	0.01	18,383	0.32	3,407	0	22,635	0	22,635
36-5226-2076888	Diab/Endo/Metab (Internal Medicine)	0	0.00	44,620	1.20	7,908	0	52,528	0	52,528
36-5226-2077001	Diab/Endo/Metab (Internal Medicine)	0	0.00	35,676	0.65	6,323	0	41,999	0	41,999
36-5226-2078001	Diab/Endo/Metab (Internal Medicine)	0	0.00	13,085	0.40	2,318	0	15,403	0	15,403
36-5228-2014001	Geriatrics (Internal Medicine)	1,257	0.02	0	0.00	223	0	1,480	0	1,480
36-5228-2015001	Geriatrics (Internal Medicine)	37,048	0.41	150,880	3.00	33,307	0	221,235	0	221,235
36-5228-3001001	Geriatrics (Internal Medicine)	19,500	0.11	0	0.00	3,458	0	22,958	0	22,958
36-5229-2117002	Nebraska Center for Integrated Biomolecu	2,860	0.02	0	0.00	507	0	3,367	0	3,367
36-5232-1010019	National AIDS Education and Training Cen	5,453	0.06	14,453	0.26	3,527	0	23,433	0	23,433
36-5232-2113109	AIDS Clinical Trials Group ANetwork ACTG	20,163	0.21	0	0.00	3,573	0	23,736	0	23,736
36-5232-2138001	Infectious Diseases (Internal Medicine)	0	0.00	15,933	0.23	2,824	0	18,757	0	18,757
36-5232-2141888	Infectious Diseases (Internal Medicine)	0	0.00	6,207	0.10	1,099	0	7,306	0	7,306
36-5232-2153001	Infectious Diseases (Internal Medicine)	0	0.00	8,071	0.11	1,430	0	9,501	0	9,501
36-5232-2155001	Infectious Diseases (Internal Medicine)	0	0.00	13,416	0.19	2,377	0	15,793	0	15,793
36-5232-2160888	Infectious Diseases (Internal Medicine)	0	0.00	10,587	0.16	1,877	0	12,464	0	12,464
36-5232-2161888	Infectious Diseases (Internal Medicine)	0	0.00	5,346	0.08	947	0	6,293	0	6,293
36-5232-2162003	(ARLG) Antibacterial Resistance Leadersh	18,700	0.19	0	0.00	3,314	0	22,014	0	22,014
36-5232-2163001	Infectious Diseases (Internal Medicine)	0	0.00	1,329	0.03	236	0	1,565	0	1,565
36-5232-2166001	Infectious Diseases (Internal Medicine)	0	0.00	25,560	1.15	4,530	0	30,090	0	30,090
36-5232-2167001	Infectious Diseases (Internal Medicine)	0	0.00	35,130	0.57	6,226	0	41,356	0	41,356
36-5232-2169001	Infectious Diseases (Internal Medicine)	1,871	0.02	931	0.02	496	0	3,298	0	3,298
36-5232-2169101	Phase II Multi-Center;Prospective; Rando	0	0.00	10,489	0.17	1,858	0	12,347	0	12,347
36-5232-2170001	Infectious Diseases (Internal Medicine)	8,246	0.09	0	0.00	1,462	0	9,708	0	9,708
36-5232-2171888	Infectious Diseases (Internal Medicine)	0	0.00	58,510	0.75	10,371	0	68,881	0	68,881
36-5232-2172001	Infectious Diseases (Internal Medicine)	0	0.00	3,901	0.05	692	0	4,593	0	4,593

COST OBJECT LISTING BY SUB PROGRAM
2018-2019GENERAL OPERATING BUDGET
UNIVERSITY OF NEBRASKA MEDICAL CENTER

SUBPROGRAM #/NAME: 52 College of Medicine

UNMC-Trust-Grant/Cont/Loan/End-738 Trust/Restricted

COST OBJECT		FACULTY Dollar	FACULTY FTE	NON FACULTY Dollar	NON FACULTY FTE	EMPLOYEE BENEFITS	PERSONAL SERVICE CREDITS	TOTAL PERSONAL SERVICES	TOTAL OPERATING EXPENSES	TOTAL
36-5232-2173888	Infectious Diseases (Internal Medicine)	0	0.00	11,702	0.15	2,074	0	13,776	0	13,776
36-5232-2174888	Infectious Diseases (Internal Medicine)	0	0.00	55,694	0.85	9,871	0	65,565	0	65,565
36-5232-2176001	Infectious Diseases (Internal Medicine)	0	0.00	3,900	0.05	692	0	4,592	0	4,592
36-5232-2177001	Infectious Diseases (Internal Medicine)	7,779	0.08	0	0.00	1,378	0	9,157	0	9,157
36-5232-2179001	Infectious Diseases (Internal Medicine)	1,871	0.02	0	0.00	332	0	2,203	0	2,203
36-5232-3003030	AIDS Drug Assistance Program (ADAP)	16,000	0.36	281,069	4.65	52,652	0	349,721	0	349,721
36-5232-3014001	Infectious Diseases (Internal Medicine)	15,435	0.22	0	0.00	2,735	0	18,170	0	18,170
36-5232-3016002	NEBRASKA ANTIMICROBIAL STEWARDSH	58,313	1.03	4,814	0.07	11,188	0	74,315	0	74,315
36-5234-2272001	Int Med Oncology	0	0.00	2,462	0.03	436	0	2,898	0	2,898
36-5234-2273001	Int Med Oncology	0	0.00	1,641	0.02	291	0	1,932	0	1,932
36-5234-2328001	Oncology/Hematology (Internal Medicine)	0	0.00	3,320	0.05	588	0	3,908	0	3,908
36-5234-2335001	Oncology/Hematology (Internal Medicine)	0	0.00	4,177	0.05	741	0	4,918	0	4,918
36-5234-2341001	Oncology/Hematology (Internal Medicine)	0	0.00	3,320	0.05	588	0	3,908	0	3,908
36-5234-2347001	Oncology/Hematology (Internal Medicine)	0	0.00	131,957	2.38	23,387	0	155,344	0	155,344
36-5234-2348888	Oncology/Hematology (Internal Medicine)	0	0.00	8,912	0.12	1,581	0	10,493	0	10,493
36-5234-2353888	Oncology/Hematology (Internal Medicine)	5,432	0.11	234,854	3.88	42,587	0	282,873	0	282,873
36-5234-2355888	Oncology/Hematology (Internal Medicine)	0	0.00	4,177	0.05	741	0	4,918	0	4,918
36-5234-2356888	Oncology/Hematology (Internal Medicine)	0	0.00	2,492	0.05	441	0	2,933	0	2,933
36-5234-2358001	Oncology/Hematology (Internal Medicine)	0	0.00	20,835	0.30	3,693	0	24,528	0	24,528
36-5234-2364001	Oncology/Hematology (Internal Medicine)	0	0.00	5,941	0.08	1,053	0	6,994	0	6,994
36-5234-2365888	Oncology/Hematology (Internal Medicine)	14,980	0.16	50,737	0.97	11,647	0	77,364	0	77,364
36-5234-2367888	Oncology/Hematology (Internal Medicine)	0	0.00	7,776	0.12	1,378	0	9,154	0	9,154
36-5234-2368001	Oncology/Hematology (Internal Medicine)	0	0.00	14,853	0.20	2,633	0	17,486	0	17,486
36-5234-2371888	Oncology/Hematology (Internal Medicine)	1,491	0.02	19,780	0.36	3,770	0	25,041	0	25,041
36-5234-2372888	Oncology/Hematology (Internal Medicine)	0	0.00	3,843	0.05	681	0	4,524	0	4,524
36-5234-2373888	Oncology/Hematology (Internal Medicine)	0	0.00	10,971	0.21	1,945	0	12,916	0	12,916
36-5234-2374888	Oncology/Hematology (Internal Medicine)	1,733	0.02	0	0.00	308	0	2,041	0	2,041
36-5234-2376888	Oncology/Hematology (Internal Medicine)	0	0.00	178,524	3.21	31,641	0	210,165	0	210,165
36-5234-2378001	Oncology/Hematology (Internal Medicine)	5,191	0.06	5,293	0.10	1,858	0	12,342	0	12,342
36-5234-2379001	Oncology/Hematology (Internal Medicine)	0	0.00	36,445	0.61	6,458	0	42,903	0	42,903
36-5234-2383888	Oncology/Hematology (Internal Medicine)	0	0.00	6,684	0.08	1,185	0	7,869	0	7,869
36-5234-2384888	Oncology/Hematology (Internal Medicine)	0	0.00	15,204	0.26	2,694	0	17,898	0	17,898
36-5234-2386888	Oncology/Hematology (Internal Medicine)	3,136	0.03	0	0.00	555	0	3,691	0	3,691
36-5234-2387888	Oncology/Hematology (Internal Medicine)	0	0.00	18,804	0.31	3,333	0	22,137	0	22,137
36-5234-2389888	Oncology/Hematology (Internal Medicine)	3,546	0.09	103,648	1.51	18,999	0	126,193	0	126,193
36-5234-2393001	Oncology/Hematology (Internal Medicine)	0	0.00	8,146	0.10	1,444	0	9,590	0	9,590
36-5234-2394001	Oncology/Hematology (Internal Medicine)	0	0.00	101,540	3.18	17,996	0	119,536	0	119,536
36-5234-2397888	Oncology/Hematology (Internal Medicine)	0	0.00	2,228	0.03	394	0	2,622	0	2,622
36-5234-2398888	Oncology/Hematology (Internal Medicine)	22,120	0.24	14,743	0.25	6,533	0	43,396	0	43,396
36-5234-2399888	Oncology/Hematology (Internal Medicine)	23,310	0.46	1,485	0.02	4,395	0	29,190	0	29,190
36-5234-2402001	Oncology/Hematology (Internal Medicine)	9,002	0.18	0	0.00	1,595	0	10,597	0	10,597
36-5234-2403888	Oncology/Hematology (Internal Medicine)	4,011	0.04	0	0.00	711	0	4,722	0	4,722
36-5234-2404888	Oncology/Hematology (Internal Medicine)	7,788	0.08	0	0.00	1,381	0	9,169	0	9,169
36-5234-2405888	Oncology/Hematology (Internal Medicine)	29,876	0.36	0	0.00	5,296	0	35,172	0	35,172
36-5234-2406888	Oncology/Hematology (Internal Medicine)	30,958	0.62	0	0.00	5,486	0	36,444	0	36,444
36-5234-2408888	Oncology/Hematology (Internal Medicine)	15,758	0.28	0	0.00	2,794	0	18,552	0	18,552
36-5234-2411888	Oncology/Hematology (Internal Medicine)	1,694	0.03	0	0.00	300	0	1,994	0	1,994
36-5237-2158012	CFF Center Adult Program	18,700	0.16	6,325	0.15	4,435	0	29,460	0	29,460
36-5237-2243001	Pulmonary (Internal Medicine)	8,976	0.18	0	0.00	1,591	0	10,567	0	10,567
36-5237-2246003	Defining the Role of Early Pulmonary Vas	5,418	0.03	0	0.00	959	0	6,377	0	6,377
36-5237-2248003	Network Management Core (NEMO) for the P	5,418	0.03	0	0.00	959	0	6,377	0	6,377

COST OBJECT LISTING BY SUB PROGRAM
2018-2019GENERAL OPERATING BUDGET
UNIVERSITY OF NEBRASKA MEDICAL CENTER

SUBPROGRAM #/NAME: 52 College of Medicine

UNMC-Trust-Grant/Cont/Loan/End-738 Trust/Restricted

COST OBJECT		FACULTY Dollar	FACULTY FTE	NON FACULTY Dollar	NON FACULTY FTE	EMPLOYEE BENEFITS	PERSONAL SERVICE CREDITS	TOTAL PERSONAL SERVICES	TOTAL OPERATING EXPENSES	TOTAL
36-5237-2250888	Pulmonary (Internal Medicine)	0	0.00	8,819	0.15	1,563	0	10,382	0	10,382
36-5237-2261003	A CF C3N Care Model of the Future: Propo	0	0.00	6,325	0.15	1,121	0	7,446	0	7,446
36-5237-2262001	Pulmonary (Internal Medicine)	28,894	0.26	84,997	1.75	20,187	0	134,078	0	134,078
36-5237-2263888	Pulmonary (Internal Medicine)	0	0.00	4,410	0.08	781	0	5,191	0	5,191
36-5237-2264888	Pulmonary (Internal Medicine)	0	0.00	4,410	0.08	781	0	5,191	0	5,191
36-5237-2265888	Pulmonary (Internal Medicine)	0	0.00	4,410	0.08	781	0	5,191	0	5,191
36-5237-2268888	Pulmonary (Internal Medicine)	9,000	0.08	8,390	0.10	3,082	0	20,472	0	20,472
36-5237-2271001	Pulmonary (Internal Medicine)	9,341	0.05	0	0.00	1,656	0	10,997	0	10,997
36-5241-2036888	A 5-Year Prospective Observational Regis	0	0.00	3,540	0.06	627	0	4,167	0	4,167
36-5241-2046001	Rheumatology (Internal Medicine)	0	0.00	4,170	0.07	739	0	4,909	0	4,909
36-5241-2049001	Rheumatology (Internal Medicine)	11,585	0.10	2,534	0.05	2,503	0	16,622	0	16,622
36-5241-2050001	Rheumatology (Internal Medicine)	17,589	0.16	22,824	0.35	7,162	0	47,575	0	47,575
36-5241-2051001	Rheumatology (Internal Medicine)	0	0.00	5,167	0.09	916	0	6,083	0	6,083
36-5241-2052888	Rheumatology (Internal Medicine)	9,073	0.23	4,803	0.08	2,460	0	16,336	0	16,336
36-5241-2053001	Rheumatology (Internal Medicine)	18,960	0.16	10,971	0.17	5,305	0	35,236	0	35,236
36-5250-2030001	Neurological Sciences (Internal Medicine	11,250	0.17	0	0.00	1,994	0	13,244	0	13,244
36-5250-2044001	Long-term; prospective; multinational; p	2,600	0.03	0	0.00	460	0	3,060	0	3,060
36-5250-2053001	Safety; Tolerability; and Efficacy Asses	4,900	0.04	0	0.00	869	0	5,769	0	5,769
36-5250-2055888	Neurological Sciences (Internal Medicine	2,937	0.01	0	0.00	521	0	3,458	0	3,458
36-5250-2057001	Neurological Sciences (Internal Medicine	27,565	0.26	108,625	1.73	24,137	0	160,327	0	160,327
36-5250-2058001	Neurological Sciences (Internal Medicine	0	0.00	3,626	0.05	643	0	4,269	0	4,269
36-5250-2061888	Neurological Sciences (Internal Medicine	2,851	0.03	0	0.00	505	0	3,356	0	3,356
36-5250-2062002	Exploring the Neurological Basis of Dysp	33,926	0.33	51,216	2.00	15,091	0	100,233	0	100,233
36-5250-2063001	Neurological Sciences (Internal Medicine	2,551	0.03	0	0.00	452	0	3,003	0	3,003
36-5250-2065002	Neurological Sciences (Internal Medicine	34,086	0.37	44,343	1.75	13,900	0	92,329	0	92,329
36-5250-2066001	Neurological Sciences (Internal Medicine	2,551	0.03	0	0.00	452	0	3,003	0	3,003
36-5250-2068001	Neurological Sciences (Internal Medicine	6,408	0.15	0	0.00	1,135	0	7,543	0	7,543
36-5250-2070888	Neurological Sciences (Internal Medicine	3,111	0.07	0	0.00	550	0	3,661	0	3,661
36-5250-2072888	Neurological Sciences (Internal Medicine	13,783	0.13	9,473	0.16	4,123	0	27,379	0	27,379
36-5250-2079888	Neurological Sciences (Internal Medicine	3,111	0.07	0	0.00	550	0	3,661	0	3,661
36-5250-2080001	Neurological Sciences (Internal Medicine	3,111	0.07	0	0.00	550	0	3,661	0	3,661
36-5250-2083888	Neurological Sciences (Internal Medicine	13,783	0.13	9,473	0.16	4,123	0	27,379	0	27,379
36-5260-2018001	OB/GYN	24,204	0.15	0	0.00	4,290	0	28,494	0	28,494
36-5260-2019001	OB/GYN	26,033	0.18	0	0.00	4,614	0	30,647	0	30,647
36-5260-2020001	OB/GYN	44,984	0.26	110,817	1.83	27,613	0	183,414	0	183,414
36-5267-1001004	Residency Training Program in Family Pla	45,573	0.39	0	0.00	8,077	0	53,650	0	53,650
36-5270-2140001	Opthamology	0	0.00	17,990	0.40	3,189	0	21,179	0	21,179
36-5270-2157888	Opthamology	2,592	0.06	17,990	0.40	3,649	0	24,231	0	24,231
36-5270-2161001	Opthamology	7,270	0.04	0	0.00	1,289	0	8,559	0	8,559
36-5270-2163001	Opthamology	21,403	0.24	11,447	0.25	5,822	0	38,672	0	38,672
36-5270-2164001	Opthamology	19,568	0.21	31,634	0.67	9,075	0	60,277	0	60,277
36-5280-2094001	Orthopaedic Surgery	1,897	0.02	0	0.00	336	0	2,233	0	2,233
36-5280-2098001	Orthopaedic Surgery	90,043	0.56	21,607	0.40	19,789	0	131,439	0	131,439
36-5290-2020888	Otolaryngology	0	0.00	7,477	0.12	1,325	0	8,802	0	8,802
37-5201-4002001	Anesthesiology	776,816	18.10	0	0.00	137,682	0	914,498	0	914,498
37-5210-9110001	Family Practice Prof Svs Fees	29,111	0.58	0	0.00	5,158	0	34,269	0	34,269
37-5220-1003002	Bmt-Operating	39,000	0.78	0	0.00	6,912	0	45,912	0	45,912
37-5220-2004001	Common Equipment Support Esh9/10	0	0.00	256,734	5.00	45,504	0	302,238	0	302,238
37-5220-9010001	Primary Care Enhancement Pro-Fee I.M.	38,283	0.50	16,214	0.30	9,659	0	64,156	0	64,156
37-5220-9510001	Div of GIM Prof Svs Fees	77,752	1.14	0	0.00	13,780	0	91,532	0	91,532
37-5220-9710001	Div Of Id Pro Svs Fees	33,406	0.73	0	0.00	5,921	0	39,327	0	39,327

COST OBJECT LISTING BY SUB PROGRAM
2018-2019GENERAL OPERATING BUDGET
UNIVERSITY OF NEBRASKA MEDICAL CENTER

SUBPROGRAM #/NAME: 52 College of Medicine

UNMC-Trust-Grant/Cont/Loan/End-738 Trust/Restricted

COST OBJECT		FACULTY Dollar	FACULTY FTE	NON FACULTY Dollar	NON FACULTY FTE	EMPLOYEE BENEFITS	PERSONAL SERVICE CREDITS	TOTAL PERSONAL SERVICES	TOTAL OPERATING EXPENSES	TOTAL
37-5224-1003001	Cardiology Prof Svc Fees	55,585	0.53	987	0.03	10,027	0	66,599	0	66,599
37-5224-2005001	Cardiology Research	0	0.00	58,871	1.05	10,434	0	69,305	0	69,305
37-5224-2015001	Cardiology	0	0.00	19,998	0.44	3,545	0	23,543	0	23,543
37-5224-2019001	Int Med - Cardiovascular Med	50,000	1.00	98,516	2.00	26,322	0	174,838	0	174,838
37-5224-2020001	Int Med - Cardiovascular Medicine	116,769	1.54	0	0.00	20,697	0	137,466	0	137,466
37-5224-2021001	IM Cardiovascular Medicine	0	0.00	45,000	1.00	7,976	0	52,976	0	52,976
37-5226-2003001	Bly Memorial Research Fund	0	0.00	17,472	0.40	3,096	0	20,568	0	20,568
37-5226-2003005	Bly Viswanathan Projects	0	0.00	36,871	0.94	6,535	0	43,406	0	43,406
37-5226-2006001	UN Foundation	12,000	0.24	0	0.00	2,127	0	14,127	0	14,127
37-5226-4001001	Desouza Educ / Research	0	0.00	8,926	0.13	1,582	0	10,508	0	10,508
37-5226-4014001	IntMed-Dem (Endocrine)	2,000	0.04	0	0.00	354	0	2,354	0	2,354
37-5226-6001001	Internal Medicine - DEM	18,438	0.34	0	0.00	3,267	0	21,705	0	21,705
37-5227-1004001	IDX Special Development	8,939	0.07	0	0.00	1,585	0	10,524	0	10,524
37-5228-1005001	Geriatrics	0	0.00	26,041	0.56	4,615	0	30,656	0	30,656
37-5228-4001001	Geriatrics	43,502	0.48	2,325	0.05	8,122	0	53,949	0	53,949
37-5228-4003001	Internal Medicine	10,452	0.12	0	0.00	1,852	0	12,304	0	12,304
37-5229-2005001	Clinical Research Development Fund	49,870	0.43	0	0.00	8,839	0	58,709	0	58,709
37-5229-2028001	Gastro & Hepa (Internal Medicine)	58,080	0.53	0	0.00	10,294	0	68,374	0	68,374
37-5232-1008001	IDEAS DEVELOPMENT FUND	0	0.00	4,946	0.10	876	0	5,822	0	5,822
37-5234-2001001	Bociek Research Fund	1,520	0.04	0	0.00	269	0	1,789	0	1,789
37-5234-2032001	Hematologic Malignancy Research Fund	33,161	0.60	0	0.00	5,878	0	39,039	0	39,039
37-5234-2037001	Oncology/Hematology	0	0.00	46,437	1.00	8,230	0	54,667	0	54,667
37-5234-2039001	IM-Onc/Hem	0	0.00	42,886	1.00	7,601	0	50,487	0	50,487
37-5234-2041001	IM-Oncology/Hematology	48,360	0.86	0	0.00	8,571	0	56,931	0	56,931
37-5234-2044001	IM-Oncology/Hematology	28,225	0.63	0	0.00	5,003	0	33,228	0	33,228
37-5234-2048001	IM-Oncology/Hematology	0	0.00	15,530	0.25	2,754	0	18,284	0	18,284
37-5234-2050001	IM-Oncology/Hematology	9,350	0.07	0	0.00	1,657	0	11,007	0	11,007
37-5237-2013001	Rennard Research	52,862	0.90	0	0.00	9,369	0	62,231	0	62,231
37-5237-2016001	Romberger Laboratory	0	0.00	5,568	0.10	988	0	6,556	0	6,556
37-5237-4002001	Pulmonary	0	0.00	25,513	0.55	4,522	0	30,035	0	30,035
37-5240-9110001	Neph Dev-GENERAL	81,467	0.69	0	0.00	14,438	0	95,905	0	95,905
37-5241-1002001	Rheumatology Pro Svcs Fees	11,000	0.10	27,896	0.42	6,894	0	45,790	0	45,790
37-5241-2004001	Rheumatology	0	0.00	189,006	3.37	33,499	0	222,505	0	222,505
37-5241-2018001	IM-Rheumatology	0	0.00	48,840	1.00	8,657	0	57,497	0	57,497
37-5250-2007001	Neurological Sciences	0	0.00	79,633	1.00	14,114	0	93,747	0	93,747
37-5250-2008001	Neuro Sciences	0	0.00	5,500	0.11	976	0	6,476	0	6,476
37-5250-2008002	Warren Project	0	0.00	28,725	1.00	5,092	0	33,817	0	33,817
37-5250-9110001	Main Profess Account	0	0.00	20,000	0.00	3,545	0	23,545	0	23,545
37-5261-2001009	Dr Turpen/Dr Ryan - Immune	0	0.00	24,482	0.60	4,339	0	28,821	0	28,821
37-5261-2001011	Olson Center/Womens Health Res Ctr	0	0.00	81,235	1.60	14,398	0	95,633	0	95,633
37-5261-2001012	Olson Center/Research Center-Davis	13,006	0.07	26,469	0.55	6,996	0	46,471	0	46,471
37-5262-2003001	McGoogan Professorship	31,775	0.23	0	0.00	5,632	0	37,407	0	37,407
37-5269-2001001	Autoimmunity In Cancer	113,623	1.00	196,391	3.00	54,947	0	364,961	0	364,961
37-5270-2013001	Ophthalmology	0	0.00	43,516	1.00	7,712	0	51,228	0	51,228
37-5270-2014001	Ophthalmology	0	0.00	30,952	0.70	5,486	0	36,438	0	36,438
37-5270-2015001	Ophthalmology	0	0.00	12,279	0.27	2,176	0	14,455	0	14,455
37-5270-3004001	Ophthalmology	3,406	0.06	213,788	3.80	38,495	0	255,689	0	255,689
37-5270-9110001	Ophthalmology	39,980	0.99	0	0.00	7,085	0	47,065	0	47,065
37-5270-9110002	CSP Dept Tax	0	0.00	4,769	0.10	846	0	5,615	0	5,615
37-5270-9110998	COSTSHARE/ 36-5310-2015-002	420	0.01	0	0.00	74	0	494	0	494
37-5280-2010001	Hixson Sub-Fund Orthopaedic Research	270,096	2.22	149,546	2.81	74,376	0	494,018	0	494,018

COST OBJECT LISTING BY SUB PROGRAM
2018-2019GENERAL OPERATING BUDGET
UNIVERSITY OF NEBRASKA MEDICAL CENTER

SUBPROGRAM #/NAME: 52 College of Medicine

UNMC-Trust-Grant/Cont/Loan/End-738 Trust/Restricted

COST OBJECT		FACULTY Dollar	FACULTY FTE	NON FACULTY Dollar	NON FACULTY FTE	EMPLOYEE BENEFITS	PERSONAL SERVICE CREDITS	TOTAL PERSONAL SERVICES	TOTAL OPERATING EXPENSES	TOTAL
37-5280-2014001	Orthopaedic Surgery	0	0.00	17,531	0.08	3,108	0	20,639	0	20,639
37-5280-3002001	Orthopaedic Surgery	397,203	4.99	164,416	2.27	99,540	0	661,159	0	661,159
37-5280-9210001	Orthopaedic Surgery	0	0.00	16,210	0.37	2,873	0	19,083	0	19,083
37-5290-9610003	CSPTax Discrentionary	0	0.00	11,088	0.17	1,964	0	13,052	0	13,052
	TOTAL	**3,803,335**	**54.92**	**5,477,868**	**101.30**	**1,644,964**	**0**	**10,926,167**	**0**	**10,926,167**

UNMC-Auxiliary-739 Auxiliaries & Services/Restricted

COST OBJECT		FACULTY Dollar	FACULTY FTE	NON FACULTY Dollar	NON FACULTY FTE	EMPLOYEE BENEFITS	PERSONAL SERVICE CREDITS	TOTAL PERSONAL SERVICES	TOTAL OPERATING EXPENSES	TOTAL
33-5220-0302	Engage Wellness Prg	0	0.00	114,840	3.00	24,489	0	139,329	0	139,329
33-5270-0237	Ocular Imag-Res&Read	15,830	0.12	38,857	0.86	11,661	0	66,348	0	66,348
	TOTAL	**15,830**	**0.12**	**153,697**	**3.86**	**36,150**	**0**	**205,677**	**0**	**205,677**
	SUB PROGRAM TOTAL	**14,241,601**	**172**	**11,691,804**	**212**	**4,956,333**	**0**	**30,889,738**	**0**	**30,889,738**

SUBPROGRAM #/NAME: 53 College of Medicine

UNMC-State General Fund-731 State & University Generated/Unrestricted

COST OBJECT		FACULTY Dollar	FACULTY FTE	NON FACULTY Dollar	NON FACULTY FTE	EMPLOYEE BENEFITS	PERSONAL SERVICE CREDITS	TOTAL PERSONAL SERVICES	TOTAL OPERATING EXPENSES	TOTAL
31-5301-0001	Pathology/Microbiology	1,140,564	10.65	911,174	14.68	443,723	0	2,495,461	0	2,495,461
31-5301-3108	COSTSHARING/ 34-1905-2216-818	3,476	0.02	0	0.00	0	0	3,476	0	3,476
31-5301-3109	COSTSHARING/ 36-5140-2150-001	22,746	0.45	0	0.00	0	0	22,746	0	22,746
31-5310-0000	Pediatrics-Pediatrics Administration	2,656,024	39.00	31,500	0.00	644,826	0	3,332,350	0	3,332,350
31-5310-3045	COSTSHARING/ 36-5322-2001-001	3,528	0.02	0	0.00	871	0	4,399	0	4,399
31-5310-3083	COSTSHARING/ 36-5316-2047-001	3,566	0.03	0	0.00	882	0	4,448	0	4,448
31-5310-3090	LB905-Pediatric Cancer Research	278,309	3.06	-106,104	3.00	104,379	0	276,584	1,037,500	1,314,084
31-5310-3092	COSTSHARING/ 36-5318-2012-001	3,131	0.03	0	0.00	773	0	3,904	0	3,904
31-5310-3104	COSTSHARING/ 36-5318-2019-001	1,851	0.02	0	0.00	457	0	2,308	0	2,308
31-5310-3105	COSTSHARING/ 36-2005-2143-001	1,870	0.02	0	0.00	463	0	2,333	0	2,333
31-5313-6110	PEDCAN-MURINE MODELS	0	0.00	89,944	2.00	22,215	0	112,159	0	112,159
31-5313-6113	PEDCAN EWING SARCOMA	0	0.00	19,222	0.46	0	0	19,222	0	19,222
31-5313-6116	PEDCAN LB905 MARINPL	0	0.00	81,156	1.00	20,045	0	101,201	0	101,201
31-5313-6117	PEDCAN LB905 CCL21	4,200	0.10	0	0.00	1,038	0	5,238	0	5,238
31-5313-6120	PEDCAN LB905 RANiTHP	4,381	0.05	0	0.00	1,082	0	5,463	0	5,463
31-5313-6122	Pediatric Cancer Research-LB905	25,763	0.55	0	0.00	6,364	0	32,127	0	32,127
31-5313-6124	PedCan-LB905-Buckley	0	0.00	18,010	0.50	4,449	0	22,459	0	22,459
31-5313-6126	LB905-BCHE Deletion	0	0.00	2,880	0.03	711	0	3,591	0	3,591
31-5313-6127	LB905-Exosonic mRNAs	0	0.00	22,961	0.50	5,671	0	28,632	0	28,632
31-5313-6128	LB 905 PediCan Ewing	15,991	0.30	8,222	0.20	5,980	0	30,193	0	30,193
31-5313-6132	LB905 Polymeric Nano	0	0.00	95,152	2.00	23,503	0	118,655	0	118,655
31-5315-0001	Perinatal Qual Impro	0	0.00	50,875	0.50	12,566	0	63,441	0	63,441
31-5316-6005	CF Newb Screen Agrmt	1,870	0.01	11,890	0.17	3,399	0	17,159	0	17,159
31-5321-0001	Metabolic Formula	5,368	0.04	0	0.00	1,325	0	6,693	0	6,693
31-5330-0001	Psychiatry Instruction	1,228,009	13.36	638,015	8.56	367,247	0	2,233,271	0	2,233,271
31-5330-0110	Behavioral Hlth Education Ctr Residency	0	0.00	318,168	6.70	15,119	0	333,287	221,624	554,911
31-5330-0120	BHECN Telehealth	0	0.00	0	0.00	0	0	0	26,500	26,500
31-5330-0130	BHECN Interprof Edu	20,763	0.15	0	0.00	5,129	0	25,892	100,000	125,892
31-5330-0140	BHECN Residencies	15,222	0.10	202,596	0.25	7,491	0	225,309	164,199	389,508
31-5330-0150	BHECN Workforce Analysis	0	0.00	61,403	0.90	15,166	0	76,569	108,076	184,645

COST OBJECT LISTING BY SUB PROGRAM
2018-2019GENERAL OPERATING BUDGET
UNIVERSITY OF NEBRASKA MEDICAL CENTER

SUBPROGRAM #/NAME: 53 College of Medicine

UNMC-State General Fund-731 State & University Generated/Unrestricted

COST OBJECT		Dollar	FACULTY FTE	NON FACULTY Dollar	NON FACULTY FTE	EMPLOYEE BENEFITS	PERSONAL SERVICE CREDITS	TOTAL PERSONAL SERVICES	TOTAL OPERATING EXPENSES	TOTAL
31-5330-0170	BHECN Administration	71,518	0.77	154,174	2.63	55,747	0	281,439	227,711	509,150
31-5330-0190	LB242 BhvHlth-Corrections	39,304	0.10	400,487	0.60	196,585	0	636,376	10,178	646,554
31-5340-0001	Radiation Oncology - Instruction	35,209	0.26	15,395	0.06	12,499	0	63,103	0	63,103
31-5350-0001	Radiology Instruction	536,589	4.35	188,500	3.01	152,194	0	877,283	0	877,283
31-5350-3001	COSTSHARING/ 34-2005-2131-001	44,996	0.01	0	0.00	0	0	44,996	0	44,996
31-5360-0001	Surgery Instruction	1,053,472	11.55	1,707,463	26.54	706,130	0	3,467,065	0	3,467,065
31-5370-0001	Emergency Medicine	381,739	4.67	191,733	3.50	134,694	0	708,166	0	708,166
	TOTAL	**7,599,459**	**89.68**	**5,114,816**	**77.79**	**2,972,723**	**0**	**15,686,998**	**1,895,788**	**17,582,786**

UNMC-Federal Letter of Credit-736 Federal/Restricted

COST OBJECT		Dollar	FACULTY FTE	NON FACULTY Dollar	NON FACULTY FTE	EMPLOYEE BENEFITS	PERSONAL SERVICE CREDITS	TOTAL PERSONAL SERVICES	TOTAL OPERATING EXPENSES	TOTAL
34-5301-2065001	Pathology/Microbiology	10,762	0.10	0	0.00	1,747	0	12,509	0	12,509
34-5301-2069001	Pathology/Microbiology	28,714	0.25	40,193	1.00	11,180	0	80,087	0	80,087
34-5301-2071109	Staphylococcal Biofilm Project - Bioimag	0	0.00	45,788	1.00	7,428	0	53,216	0	53,216
34-5301-2071209	Staphylococcal Biofilm Project - Admin C	18,960	0.11	49,482	1.00	11,103	0	79,545	0	79,545
34-5301-2071309	Staphylococcal Biofilm Project 4	117,506	1.27	38,990	0.87	25,390	0	181,886	0	181,886
34-5301-2071409	Staphylococcal Biofilm Project 2	56,880	0.38	49,273	1.00	17,222	0	123,375	0	123,375
34-5301-2071509	Staphylococcal Biofilm Project 3	9,480	0.05	0	0.00	1,537	0	11,017	0	11,017
34-5301-2071609	Staphylococcal Biofilm Project 4	56,880	0.32	59,687	1.00	18,912	0	135,479	0	135,479
34-5301-2072001	Pathology/Microbiology	66,600	0.55	75,977	2.00	23,132	0	165,709	0	165,709
34-5301-2075001	Pathology/Microbiology	49,832	0.37	109,896	2.05	25,914	0	185,642	0	185,642
34-5301-2077002	Deploying ONC national Standards in Supp	88,930	0.78	141,378	2.10	37,365	0	267,673	0	267,673
34-5301-2078001	Pathology/Microbiology	5,794	0.05	0	0.00	942	0	6,736	0	6,736
34-5301-2079001	Molecular diagnostic and prognostic sign	12,862	0.10	0	0.00	2,088	0	14,950	0	14,950
34-5301-2081001	Polarized Chlamydial Cell Division in th	43,200	0.36	45,788	1.00	14,437	0	103,425	0	103,425
34-5301-2082001	Role of Arginine Catabolic Pathways in M	72,753	0.90	0	0.00	11,803	0	84,556	0	84,556
34-5301-2083001	Pathology/Microbiology	41,397	0.33	36,020	1.00	12,559	0	89,976	0	89,976
34-5301-2084001	Pathology/Microbiology	15,974	0.10	0	0.00	2,592	0	18,566	0	18,566
34-5301-2085101	Targeting CXCR2 axis in Pancreatic Cance	23,592	0.16	0	0.00	3,827	0	27,419	0	27,419
34-5301-2086001	Pathology/Microbiology	39,051	0.34	24,396	0.50	10,294	0	73,741	0	73,741
34-5301-2087001	Pathology/Microbiology	34,880	0.40	21,758	0.50	9,189	0	65,827	0	65,827
34-5301-2088001	Pathology/Microbiology	5,189	0.05	0	0.00	842	0	6,031	0	6,031
34-5301-2089001	Pathology/Microbiology	18,960	0.10	132,904	2.50	24,638	0	176,502	0	176,502
34-5311-3012003	Partnership for Urban MCH Leadership Com	7,589	0.03	216,468	3.30	36,351	0	260,408	0	260,408
34-5311-3016003	Maternal and ChildHealth Epidemiology: U	8,498	0.04	166,737	2.27	28,430	0	203,665	0	203,665
34-5311-3017001	Pediatrics	0	0.00	123,626	2.05	20,057	0	143,683	0	143,683
34-5319-2003001	Pediatrics	0	0.00	2,340	0.05	380	0	2,720	0	2,720
34-5319-2012001	Pediatrics	9,000	0.20	96,465	1.50	17,109	0	122,574	0	122,574
34-5321-2003009	Sterol and Isoprenoid Diseases Consortiu	63,525	0.36	10,598	0.18	12,026	0	86,149	0	86,149
34-5330-1001001	Psychiatry	10,584	0.05	7,619	0.20	2,952	0	21,155	0	21,155
34-5330-1002001	Psychiatry	0	0.00	31,337	0.60	5,084	0	36,421	0	36,421
34-5340-2004001	Radiation Oncology	2,811	0.03	0	0.00	456	0	3,267	0	3,267
34-5350-2012008	Project 3: Molecular Imaging	35,334	0.35	19,943	0.51	8,968	0	64,245	0	64,245
34-5350-2026010	Nebraska Center for Nanomed - Core A	29,811	0.27	0	0.00	4,836	0	34,647	0	34,647
34-5350-2027016	Radiology	32,140	0.32	0	0.00	5,213	0	37,353	0	37,353
34-5360-2066004	Optimal Stent Selection for the Femoropo	145,562	1.67	68,169	1.31	34,676	0	248,407	0	248,407
34-5360-2067001	Surgery	233,778	2.74	105,087	2.00	54,977	0	393,842	0	393,842
34-5360-2069001	Surgery	61,600	1.05	84,833	2.00	23,756	0	170,189	0	170,189
34-5360-2070001	Surgery	0	0.00	52,140	1.00	8,458	0	60,598	0	60,598

COST OBJECT LISTING BY SUB PROGRAM
2018-2019GENERAL OPERATING BUDGET
UNIVERSITY OF NEBRASKA MEDICAL CENTER

SUBPROGRAM #/NAME: 53 College of Medicine

UNMC-Federal Letter of Credit-736 Federal/Restricted

COST OBJECT		FACULTY Dollar	FACULTY FTE	NON FACULTY Dollar	NON FACULTY FTE	EMPLOYEE BENEFITS	PERSONAL SERVICE CREDITS	TOTAL PERSONAL SERVICES	TOTAL OPERATING EXPENSES	TOTAL
34-5360-2076001	Surgery	40,431	0.33	35,607	0.75	12,336	0	88,374	0	88,374
34-5360-2077001	Surgery	77,100	0.37	120,309	2.40	32,027	0	229,436	0	229,436
34-5360-2078001	Surgery	27,170	0.21	11,821	0.20	6,326	0	45,317	0	45,317
34-5370-2002001	Emergency Medicine	89,256	1.29	0	0.00	14,480	0	103,736	0	103,736
	TOTAL	**1,692,385**	**16.36**	**2,024,629**	**37.84**	**603,039**	**0**	**4,320,053**	**0**	**4,320,053**

UNMC-Federal Advance-737 Federal/Restricted

COST OBJECT		FACULTY Dollar	FACULTY FTE	NON FACULTY Dollar	NON FACULTY FTE	EMPLOYEE BENEFITS	PERSONAL SERVICE CREDITS	TOTAL PERSONAL SERVICES	TOTAL OPERATING EXPENSES	TOTAL
35-5301-2017006	IPA VA Merit Review for Maher Abdalla	2,890	0.04	0	0.00	469	0	3,359	0	3,359
35-5301-2018004	IPA for Seoung Ryoung Choi	0	0.00	20,114	0.46	3,263	0	23,377	0	23,377
35-5301-2019001	Pathology/Microbiology	9,600	0.08	0	0.00	1,559	0	11,159	0	11,159
35-5360-2013001	Surgery	40,207	0.24	109,929	2.02	24,357	0	174,493	0	174,493
35-5370-2000001	Emergency Medicine	73,918	1.17	0	0.00	11,991	0	85,909	0	85,909
	TOTAL	**126,615**	**1.52**	**130,043**	**2.48**	**41,639**	**0**	**298,297**	**0**	**298,297**

UNMC-Trust-Grant/Cont/Loan/End-738 Trust/Restricted

COST OBJECT		FACULTY Dollar	FACULTY FTE	NON FACULTY Dollar	NON FACULTY FTE	EMPLOYEE BENEFITS	PERSONAL SERVICE CREDITS	TOTAL PERSONAL SERVICES	TOTAL OPERATING EXPENSES	TOTAL
36-5301-2127015	Bioterrorism Laboratory Services Agreeme	34,550	0.27	292,333	4.80	57,935	0	384,818	0	384,818
36-5301-2318001	Pathology/Microbiology	38,768	0.45	44,837	0.66	14,819	0	98,424	0	98,424
36-5301-2334001	Pathology/Microbiology	0	0.00	69,164	1.00	12,258	0	81,422	0	81,422
36-5301-2335001	Pathology/Microbiology	223,417	2.00	155,091	2.00	67,087	0	445,595	0	445,595
36-5301-2339002	Support for ongoing adn new AAV9/CLN3 pr	0	0.00	7,504	0.14	1,331	0	8,835	0	8,835
36-5301-2342001	Pathology/Microbiology	13,681	0.12	60,745	1.00	13,191	0	87,617	0	87,617
36-5301-2346001	Pathology/Microbiology	3,892	0.05	0	0.00	690	0	4,582	0	4,582
36-5301-2351001	Pathology/Microbiology	3,892	0.05	0	0.00	690	0	4,582	0	4,582
36-5301-2353001	Manufacturing Services Agreement: Bellic	17,684	0.10	75,538	1.70	16,523	0	109,745	0	109,745
36-5301-2356001	AAI Careers in Immunology Fellowship pro	0	0.00	50,361	1.00	8,925	0	59,286	0	59,286
36-5301-2357001	Clinical Effectiveness of Conventional V	3,740	0.05	0	0.00	663	0	4,403	0	4,403
36-5301-2359001	Medical Countermeasure Drug Discovery &	74,476	1.13	18,868	0.11	16,544	0	109,888	0	109,888
36-5301-2360001	Biological Field and Laboratory Support	40,399	0.49	12,661	0.34	9,404	0	62,464	0	62,464
36-5301-2361001	Pathology/Microbiology	33,003	0.28	16,297	0.32	8,738	0	58,038	0	58,038
36-5310-2012888	Pediatrics	0	0.00	6,187	0.02	1,096	0	7,283	0	7,283
36-5311-2006001	Pediatrics	0	0.00	18,794	0.32	3,332	0	22,126	0	22,126
36-5311-3007012	Pregnancy Risk Assessment Monitoring Pro	0	0.00	17,077	0.29	3,026	0	20,103	0	20,103
36-5311-3019001	Pediatrics	8,828	0.04	102,373	1.47	19,709	0	130,910	0	130,910
36-5311-3021001	Pediatrics	0	0.00	42,276	0.62	7,493	0	49,769	0	49,769
36-5311-3022001	Pediatrics	0	0.00	21,401	0.25	3,794	0	25,195	0	25,195
36-5312-2012001	Pediatrics	1,870	0.04	0	0.00	332	0	2,202	0	2,202
36-5313-2034001	Pediatrics Hem-Onc	0	0.00	7,622	0.10	1,350	0	8,972	0	8,972
36-5313-2055001	Pediatrics	3,015	0.03	0	0.00	535	0	3,550	0	3,550
36-5313-2058001	Pediatrics	6,579	0.06	0	0.00	1,167	0	7,746	0	7,746
36-5313-2059001	Pediatrics	1,997	0.02	0	0.00	354	0	2,351	0	2,351
36-5313-2062888	Pediatrics	1,645	0.01	0	0.00	292	0	1,937	0	1,937
36-5313-2063001	Pediatrics	1,815	0.02	0	0.00	322	0	2,137	0	2,137
36-5313-2064001	Pediatrics	4,793	0.05	0	0.00	850	0	5,643	0	5,643
36-5313-2065888	Pediatrics	411	0.00	0	0.00	73	0	484	0	484
36-5313-2067001	Pediatrics	3,998	0.04	0	0.00	709	0	4,707	0	4,707
36-5313-3005022	Nebraska Regional Hemophilia Treatment C	3,478	0.03	5,095	0.10	1,519	0	10,092	0	10,092

COST OBJECT LISTING BY SUB PROGRAM
2018-2019GENERAL OPERATING BUDGET
UNIVERSITY OF NEBRASKA MEDICAL CENTER

SUBPROGRAM #/NAME: 53 College of Medicine

UNMC-Trust-Grant/Cont/Loan/End-738 Trust/Restricted

COST OBJECT		FACULTY Dollar	FACULTY FTE	NON FACULTY Dollar	NON FACULTY FTE	EMPLOYEE BENEFITS	PERSONAL SERVICE CREDITS	TOTAL PERSONAL SERVICES	TOTAL OPERATING EXPENSES	TOTAL
36-5313-3006004	Pediatrics	3,476	0.03	0	0.00	616	0	4,092	0	4,092
36-5313-3007004	Pediatrics	8,695	0.07	6,365	0.10	2,669	0	17,729	0	17,729
36-5314-2015888	Pediatrics	2,607	0.06	0	0.00	463	0	3,070	0	3,070
36-5315-2007888	Pediatrics	5,111	0.05	0	0.00	905	0	6,016	0	6,016
36-5315-2008888	Pediatrics	2,556	0.02	0	0.00	454	0	3,010	0	3,010
36-5315-3001001	Pediatrics	0	0.00	50,875	0.50	9,018	0	59,893	0	59,893
36-5316-2001062	Cystic Fibrosis Care Teaching & Rsch	18,700	0.14	61,905	0.84	14,288	0	94,893	0	94,893
36-5316-2039010	Therapeutics Development Center Award	3,740	0.03	41,942	0.50	8,097	0	53,779	0	53,779
36-5316-2040002	EPIC Observational Study	0	0.00	4,701	0.07	833	0	5,534	0	5,534
36-5316-2047001	Pediatrics	4,914	0.04	11,459	0.15	2,901	0	19,274	0	19,274
36-5316-2056001	Pediatrics	1,815	0.02	3,633	0.05	965	0	6,413	0	6,413
36-5316-2061003	Additional Research Coordinator Award	0	0.00	57,247	0.85	10,147	0	67,394	0	67,394
36-5316-2062888	Pediatrics	4,914	0.04	8,390	0.10	2,358	0	15,662	0	15,662
36-5316-2063888	Pediatrics	11,365	0.08	25,441	0.25	6,523	0	43,329	0	43,329
36-5316-2064001	Pediatrics	5,806	0.04	5,586	0.08	2,018	0	13,410	0	13,410
36-5316-2066888	Pediatrics	11,748	0.08	15,738	0.17	4,871	0	32,357	0	32,357
36-5318-2011001	Pediatrics	9,075	0.23	0	0.00	1,608	0	10,683	0	10,683
36-5318-2014888	Pediatrics	783	0.01	0	0.00	139	0	922	0	922
36-5318-2016001	Pediatrics	179	0.00	0	0.00	32	0	211	0	211
36-5318-2017001	Pediatrics	829	0.01	0	0.00	148	0	977	0	977
36-5318-2018001	Pediatrics	1,851	0.02	0	0.00	328	0	2,179	0	2,179
36-5318-2020001	Pediatrics	13,368	0.33	0	0.00	2,369	0	15,737	0	15,737
36-5318-2021888	Pediatrics	3,494	0.08	0	0.00	619	0	4,113	0	4,113
36-5318-2022888	Pediatrics	2,502	0.06	0	0.00	445	0	2,947	0	2,947
36-5318-2024001	Pediatrics	9,255	0.23	0	0.00	1,640	0	10,895	0	10,895
36-5319-2017001	Community-Acquired Pneumonia and Invasiv	0	0.00	659	0.01	117	0	776	0	776
36-5319-2022001	Pediatrics	367	0.01	0	0.00	65	0	432	0	432
36-5319-2024888	Pediatrics	641	0.01	0	0.00	114	0	755	0	755
36-5319-2025888	Pediatrics	643	0.01	0	0.00	115	0	758	0	758
36-5319-2032888	Pediatrics	1,692	0.02	0	0.00	300	0	1,992	0	1,992
36-5319-2034888	Pediatrics	508	0.01	0	0.00	91	0	599	0	599
36-5319-2035888	Pediatrics	2,031	0.02	0	0.00	361	0	2,392	0	2,392
36-5319-2039888	Pediatrics	4,264	0.04	0	0.00	755	0	5,019	0	5,019
36-5319-2041001	Pediatrics	1,723	0.04	0	0.00	305	0	2,028	0	2,028
36-5321-2011001	Pediatrics	2,517	0.01	0	0.00	446	0	2,963	0	2,963
36-5321-2013001	Pediatrics	7,538	0.04	0	0.00	1,336	0	8,874	0	8,874
36-5321-2014888	Pediatrics	7,551	0.04	0	0.00	1,338	0	8,889	0	8,889
36-5321-2016888	Pediatrics	6,274	0.04	0	0.00	1,112	0	7,386	0	7,386
36-5321-2017888	Pediatrics	1,883	0.01	0	0.00	333	0	2,216	0	2,216
36-5321-2018001	Pediatrics	36,236	0.25	0	0.00	6,423	0	42,659	0	42,659
36-5321-2019001	Pediatrics	28,989	0.20	0	0.00	5,138	0	34,127	0	34,127
36-5340-2029001	Radiation Oncology	0	0.00	27,455	0.30	4,865	0	32,320	0	32,320
36-5340-2031001	Radiation Oncology	3,327	0.03	0	0.00	589	0	3,916	0	3,916
36-5360-2141001	Surgery	17,970	0.09	8,103	0.11	4,621	0	30,694	0	30,694
36-5360-2141116	UNMC Clinical Site	0	0.00	3,497	0.05	620	0	4,117	0	4,117
36-5360-2183001	Surgery	0	0.00	1,640	0.02	291	0	1,931	0	1,931
36-5360-2183101	Randomized; Multicenter; Controlled Tria	0	0.00	1,609	0.02	286	0	1,895	0	1,895
36-5360-2195888	Surgery	4,200	0.05	78,215	1.25	14,606	0	97,021	0	97,021
36-5360-2210001	Surgery	39,117	0.16	115,896	2.35	27,475	0	182,488	0	182,488
36-5360-2213888	Surgery	4,200	0.05	0	0.00	745	0	4,945	0	4,945
36-5360-2219001	Surgery	26,206	0.28	21,818	0.56	8,511	0	56,535	0	56,535

COST OBJECT LISTING BY SUB PROGRAM
2018-2019GENERAL OPERATING BUDGET
UNIVERSITY OF NEBRASKA MEDICAL CENTER

SUBPROGRAM #/NAME: 53 College of Medicine

UNMC-Trust-Grant/Cont/Loan/End-738 Trust/Restricted

COST OBJECT		FACULTY Dollar	FACULTY FTE	NON FACULTY Dollar	NON FACULTY FTE	EMPLOYEE BENEFITS	PERSONAL SERVICE CREDITS	TOTAL PERSONAL SERVICES	TOTAL OPERATING EXPENSES	TOTAL
36-5360-2227001	Surgery	0	0.00	15,167	0.25	2,688	0	17,855	0	17,855
36-5360-2229001	Surgery	0	0.00	79,536	2.00	14,097	0	93,633	0	93,633
36-5360-2230001	Surgery	91,226	0.36	58,401	1.25	26,520	0	176,147	0	176,147
36-5360-2231001	Surgery	49,498	0.58	119,116	1.90	29,885	0	198,499	0	198,499
36-5360-3004001	Surgery	85,046	1.18	0	0.00	15,073	0	100,119	0	100,119
36-5370-2006002	Greater Plains Collaborative Clinical Da	57,857	0.56	32,761	0.65	16,061	0	106,679	0	106,679
36-5370-2006102	Greater Plains Collaborative Clinical Da	7,019	0.08	6,410	0.15	2,380	0	15,809	0	15,809
36-5370-2009001	Emergency Medicine	4,240	0.04	0	0.00	751	0	4,991	0	4,991
36-5370-2011001	Emergency Medicine	10,000	0.12	0	0.00	1,772	0	11,772	0	11,772
36-5370-2013001	Emergency Medicine	2,000	0.02	0	0.00	354	0	2,354	0	2,354
37-5301-1004002	Program Development - Chan; John	0	0.00	21,758	0.50	3,857	0	25,615	0	25,615
37-5301-1004003	Program Development - Nichols; Jessica	0	0.00	4,077	0.08	722	0	4,799	0	4,799
37-5301-1004008	Unexpended - Cohen; Samuel	55,759	0.57	24,916	0.48	14,299	0	94,974	0	94,974
37-5301-1004011	Unexpended - Bridge; Julia	0	0.00	30,929	0.50	5,482	0	36,411	0	36,411
37-5301-1004026	Program Development - Fu; Kai	2,974	0.05	0	0.00	528	0	3,502	0	3,502
37-5301-1004033	Program Development - Iqbal; Javeed	0	0.00	85,804	1.67	15,208	0	101,012	0	101,012
37-5301-1004048	Unexpended - Open	0	0.00	24,395	0.50	4,322	0	28,717	0	28,717
37-5301-1004069	Unexpended - Greiner; Tim	0	0.00	24,953	0.70	4,423	0	29,376	0	29,376
37-5301-2009001	Pathology/Microbiology	14,867	0.25	0	0.00	2,635	0	17,502	0	17,502
37-5301-2070001	Pathology/Microbiology	0	0.00	17,164	0.33	3,042	0	20,206	0	20,206
37-5301-3001001	State Lab	0	0.00	156,510	2.00	27,740	0	184,250	0	184,250
37-5301-9001001	Regional Pathology Services	38,593	0.32	1,265,553	28.40	231,143	0	1,535,289	0	1,535,289
37-5301-9001002	Molecular Diagnostics/Forensics	0	0.00	75,932	2.00	13,458	0	89,390	0	89,390
37-5301-9001004	RPS - Marketing	0	0.00	272,791	3.00	48,349	0	321,140	0	321,140
37-5301-9001005	RPS - Client Services	0	0.00	306,502	4.00	54,325	0	360,827	0	360,827
37-5301-9001006	RPS - Billing	0	0.00	404,156	9.00	71,631	0	475,787	0	475,787
37-5301-9110001	Pathology Prof Scs Fees	613,862	7.49	0	0.00	108,799	0	722,661	0	722,661
37-5305-2000009	Zheng Development	499	0.01	0	0.00	88	0	587	0	587
37-5305-2000012	Xiong Development	76,363	1.00	0	0.00	13,534	0	89,897	0	89,897
37-5305-2000016	Toews Development	0	0.00	30,082	0.45	5,331	0	35,413	0	35,413
37-5305-2000032	Hu Development	8,900	0.00	0	0.00	1,578	0	10,478	0	10,478
37-5305-2000035	Guo Development	8,908	0.00	0	0.00	1,578	0	10,486	0	10,486
37-5305-2013001	JNIP (Journal of Neuroimmune Pharmacolog	0	0.00	11,366	0.20	2,014	0	13,380	0	13,380
37-5310-1005001	Graduate Education Program	0	0.00	109,692	2.00	19,442	0	129,134	0	129,134
37-5310-2003001	Pediatric Research	94,600	1.00	89,238	2.00	32,583	0	216,421	0	216,421
37-5310-2008001	Pediatrics	0	0.00	919,288	13.32	162,931	0	1,082,219	0	1,082,219
37-5310-2009043	Cheryl Lozier Research - Ford	0	0.00	9,606	0.20	1,704	0	11,310	0	11,310
37-5310-2009048	Cheryl Lozier Research - Skar	0	0.00	8,874	0.20	1,573	0	10,447	0	10,447
37-5310-4003001	Pediatrics Admin	4,276,702	76.57	30,000	0.00	763,307	0	5,070,009	0	5,070,009
37-5310-4003002	Institutional Affiliation - Haney	5,580	0.14	0	0.00	990	0	6,570	0	6,570
37-5310-4003970	COSTSHARE/ 36-5316-2061-003	1,870	0.01	0	0.00	332	0	2,202	0	2,202
37-5310-4003972	COSTSHARE/ 36-5325-2015-001	1,851	0.03	0	0.00	328	0	2,179	0	2,179
37-5310-4003973	COSTSHARE/ 36-5316-3005-002	1,851	0.01	0	0.00	328	0	2,179	0	2,179
37-5310-4003974	COSTSHARE/ 36-5315-2011-001	9,350	0.09	0	0.00	1,657	0	11,007	0	11,007
37-5310-4003975	COSTSHARE/ 36-5310-2015-002	1,851	0.02	0	0.00	328	0	2,179	0	2,179
37-5310-4003980	COSTSHARE/ 36-5315-3002-001	1,278	0.01	0	0.00	226	0	1,504	0	1,504
37-5310-4003986	COSTSHARE/ 36-5316-2040-002	7,366	0.05	0	0.00	1,305	0	8,671	0	8,671
37-5310-4004001	Pediatrics	7,247	0.05	0	0.00	1,285	0	8,532	0	8,532
37-5310-9110001	Pediatrics Prof Svs Fees	0	0.00	561,021	7.00	99,434	0	660,455	0	660,455
37-5311-1016001	Pediatrics Child Health	0	0.00	35,649	0.61	6,319	0	41,968	0	41,968
37-5312-9110001	Gastroenterology	0	0.00	88,733	2.00	15,728	0	104,461	0	104,461

COST OBJECT LISTING BY SUB PROGRAM
2018-2019GENERAL OPERATING BUDGET
UNIVERSITY OF NEBRASKA MEDICAL CENTER

SUBPROGRAM #/NAME: 53 College of Medicine

UNMC-Trust-Grant/Cont/Loan/End-738 Trust/Restricted

COST OBJECT		FACULTY Dollar	FACULTY FTE	NON FACULTY Dollar	NON FACULTY FTE	EMPLOYEE BENEFITS	PERSONAL SERVICE CREDITS	TOTAL PERSONAL SERVICES	TOTAL OPERATING EXPENSES	TOTAL
37-5313-9110001	Hematology-Oncology	0	0.00	92,393	2.00	16,374	0	108,767	0	108,767
37-5314-9110001	Nephrology	0	0.00	39,196	1.00	6,947	0	46,143	0	46,143
37-5315-2005001	Pediatrics	77,788	1.00	0	0.00	13,788	0	91,576	0	91,576
37-5315-9110001	Newborn Medicine	0	0.00	49,529	1.00	8,779	0	58,308	0	58,308
37-5316-2001001	Cyst Fib Research	0	0.00	75,963	1.17	13,464	0	89,427	0	89,427
37-5316-9110001	Pulmonology	0	0.00	140,124	2.51	24,835	0	164,959	0	164,959
37-5318-2004001	Pediatrics Cardiology	0	0.00	148,213	2.00	26,268	0	174,481	0	174,481
37-5318-9110001	Cardiology	0	0.00	325,068	4.00	57,614	0	382,682	0	382,682
37-5319-2003001	Pediatrics Infectious Diseases	123,532	0.86	152,808	2.35	48,978	0	325,318	0	325,318
37-5319-2003999	COSTSHARE/ 36-5319-2021-001	2,019	0.01	0	0.00	359	0	2,378	0	2,378
37-5319-2013001	Pediatrics	0	0.00	35,494	0.80	6,290	0	41,784	0	41,784
37-5319-3001001	Douglas County Health Dept	0	0.00	8,625	0.20	1,530	0	10,155	0	10,155
37-5319-9110001	Infectious Disease	0	0.00	34,500	0.80	6,116	0	40,616	0	40,616
37-5321-2005001	Pediatrics	0	0.00	37,038	1.00	6,564	0	43,602	0	43,602
37-5321-9110001	Metabolism	0	0.00	43,907	1.00	7,781	0	51,688	0	51,688
37-5322-9110001	General Pediatrics	0	0.00	52,779	1.00	9,354	0	62,133	0	62,133
37-5323-9110001	Endocrinology	0	0.00	306,986	3.10	54,409	0	361,395	0	361,395
37-5330-1001001	Anna Stake Psy Fellowship	0	0.00	39,570	0.40	7,014	0	46,584	0	46,584
37-5330-1003002	Psych Development-Dr.Kratochvil	4,700	0.02	0	0.00	833	0	5,533	0	5,533
37-5330-1003007	Consultation Fund	16,940	0.17	0	0.00	3,003	0	19,943	0	19,943
37-5330-9110001	Psychiatry-Administration	46,200	1.00	16,754	0.25	11,158	0	74,112	0	74,112
37-5330-9110005	Adult Psychiatry	0	0.00	51,001	1.00	9,039	0	60,040	0	60,040
37-5340-2004001	Radiation Oncology	77,235	0.95	0	0.00	13,689	0	90,924	0	90,924
37-5340-4001002	Chi Zhang Research Fund	80,300	1.00	18,720	1.00	17,551	0	116,571	0	116,571
37-5340-4004001	Radiation Oncology	85,100	1.00	0	0.00	15,083	0	100,183	0	100,183
37-5350-9110001	Radiology Prof Svs Fees- Walker	5,508	0.04	0	0.00	977	0	6,485	0	6,485
37-5350-9210001	Div Of Nm Prof Svs Fees/Walker	314,366	2.87	0	0.00	55,717	0	370,083	0	370,083
37-5350-9610001	Radiology	299,086	7.00	27,926	0.42	57,959	0	384,971	0	384,971
37-5350-9710001	Radiology	0	0.00	7,025	0.13	1,245	0	8,270	0	8,270
37-5360-2061001	Surgery	0	0.00	51,311	1.00	9,093	0	60,404	0	60,404
37-5360-4000001	Surgery	45,200	1.00	16,872	0.24	11,002	0	73,074	0	73,074
37-5360-4000002	Duncan	130,789	1.00	0	0.00	23,181	0	153,970	0	153,970
37-5360-4000003	Hammel	85,417	1.00	0	0.00	15,138	0	100,555	0	100,555
37-5360-4001001	Surgery	215,840	5.00	15,392	0.24	40,982	0	272,214	0	272,214
37-5360-4007001	Surgery	109,400	2.47	0	0.00	19,391	0	128,791	0	128,791
	TOTAL	**8,107,168**	**125.39**	**8,283,972**	**140.51**	**2,905,135**	**0**	**19,296,275**	**0**	**19,296,275**

UNMC-Auxiliary-739 State & University Generated/Unrestricted

COST OBJECT		FACULTY Dollar	FACULTY FTE	NON FACULTY Dollar	NON FACULTY FTE	EMPLOYEE BENEFITS	PERSONAL SERVICE CREDITS	TOTAL PERSONAL SERVICES	TOTAL OPERATING EXPENSES	TOTAL
31-5310-3103	COSTSHARING/ 36-5315-2010-001	27,765	0.26	0	0.00	6,858	0	34,623	0	34,623
	TOTAL	**27,765**	**0.26**	**0**	**0.00**	**6,858**	**0**	**34,623**	**0**	**34,623**

UNMC-Auxiliary-739 Auxiliaries & Services/Restricted

COST OBJECT		FACULTY Dollar	FACULTY FTE	NON FACULTY Dollar	NON FACULTY FTE	EMPLOYEE BENEFITS	PERSONAL SERVICE CREDITS	TOTAL PERSONAL SERVICES	TOTAL OPERATING EXPENSES	TOTAL
33-5301-0030	P3 Facility	0	0.00	0	0.00	0	0	0	21,683	21,683
33-5301-0056	NE Biocontainment Unit	0	0.00	137,239	2.50	29,266	0	166,505	0	166,505
33-5301-0566	Elsevier Editor-In-Chief James Talamdge	0	0.00	43,753	1.00	9,330	0	53,083	225	53,308
33-5301-1346	HLA Typing	0	0.00	239,804	3.50	51,135	0	290,939	128,000	418,939

COST OBJECT LISTING BY SUB PROGRAM
2018-2019GENERAL OPERATING BUDGET
UNIVERSITY OF NEBRASKA MEDICAL CENTER

SUBPROGRAM #/NAME: 53 College of Medicine

UNMC-Auxiliary-739 Auxiliaries & Services/Restricted

COST OBJECT		FACULTY Dollar	FACULTY FTE	NON FACULTY Dollar	NON FACULTY FTE	EMPLOYEE BENEFITS	PERSONAL SERVICE CREDITS	TOTAL PERSONAL SERVICES	TOTAL OPERATING EXPENSES	TOTAL
33-5301-3476	Public Health Lab Services	54,818	0.43	183,583	3.17	50,836	0	289,237	94,000	383,237
33-5301-3477	Public Health Chemistry Services	0	0.00	54,946	0.93	11,717	0	66,663	53,124	119,787
33-5301-3526	NPHL FTIR/RAMAN PT Program	0	0.00	8,872	0.15	1,892	0	10,764	1,259	12,023
33-5301-5006	Tissue Science Facility	0	0.00	274,355	5.01	58,502	0	332,857	215,109	547,966
33-5301-5007	Toxicology Testing	0	0.00	42,933	0.90	9,155	0	52,088	0	52,088
33-5301-5008	Tuberculosis Cntrct	6,458	0.05	3,996	0.10	2,229	0	12,683	0	12,683
33-5301-9999	DRC II Path/Micro	0	0.00	0	0.00	0	0	0	1,370,580	1,370,580
33-5305-0001	Nebraska Neurosciences Lecture Series	0	0.00	0	0.00	0	0	0	13,340	13,340
33-5305-0003	CNND Fees	15,000	0.09	92,116	1.93	22,841	0	129,957	86,000	215,957
33-5305-0004	CNND General Supply Clearing Account	0	0.00	0	0.00	0	0	0	32,596	32,596
33-5305-0006	DRC BL-3 Lab	0	0.00	0	0.00	0	0	0	21,000	21,000
33-5305-0007	Confocal Microscope Core	0	0.00	0	0.00	0	0	0	2,369	2,369
33-5305-0008	PEN SPECT Facility	0	0.00	0	0.00	0	0	0	1,500	1,500
33-5305-0009	PEN Neuronal Tissue Core	0	0.00	0	0.00	0	0	0	3,000	3,000
33-5311-0060	MIECHV&CityMatch	0	0.00	63,673	1.25	13,579	0	77,252	0	77,252
33-5311-0070	Ohio Inst BirthOutCm	0	0.00	34,308	0.65	7,315	0	41,623	0	41,623
33-5311-0080	Zika CNI Advant LLC	0	0.00	20,514	0.30	4,375	0	24,889	0	24,889
33-5340-1003	Rad/Onc Physics Discretionary Acct	12,124	0.04	0	0.00	2,585	0	14,709	18,000	32,709
33-5340-1013	RTOG Cooperative Group	0	0.00	0	0.00	0	0	0	20,000	20,000
33-5350-2222	Bioimaging Core Lab	0	0.00	141,318	2.86	30,134	0	171,452	2,500	173,952
	TOTAL	**88,400**	**0.61**	**1,341,410**	**24.24**	**304,891**	**0**	**1,734,701**	**2,084,285**	**3,818,986**
	SUB PROGRAM TOTAL	**17,641,792**	**234**	**16,894,870**	**283**	**6,834,285**	**0**	**41,370,947**	**3,980,073**	**45,351,020**

SUBPROGRAM #/NAME: 54 College of Public Health

UNMC-State General Fund-731 State & University Generated/Unrestricted

COST OBJECT		FACULTY Dollar	FACULTY FTE	NON FACULTY Dollar	NON FACULTY FTE	EMPLOYEE BENEFITS	PERSONAL SERVICE CREDITS	TOTAL PERSONAL SERVICES	TOTAL OPERATING EXPENSES	TOTAL
31-5401-0001	Dean-College of Public Health	473,210	4.21	597,473	9.45	248,214	0	1,318,897	0	1,318,897
31-5401-0100	POE-COPH-College of Public Health	324,545	2.09	144,061	0.00	115,746	0	584,352	0	584,352
31-5401-0203	COPH Student Affairs	0	0.00	73,478	1.00	18,148	0	91,626	0	91,626
31-5401-0500	COPH Online Worldwide Edu Funds	31,683	0.26	304,347	3.99	83,000	0	419,030	0	419,030
31-5401-0540	Specific Hire	0	0.00	103,774	1.73	11,863	0	115,637	0	115,637
31-5401-2355	Dean's RHEN Reallocation	0	0.00	5,000	0.00	1,235	0	6,235	0	6,235
31-5401-2385	Dean's CRHD Reallocation	0	0.00	5,000	0.00	1,235	0	6,235	0	6,235
31-5405-0200	Educational Programs-Educational Svcs	0	0.00	97,681	1.18	24,127	0	121,808	0	121,808
31-5405-0580	Educational Services	0	0.00	84,433	1.82	20,854	0	105,287	34,652	139,939
31-5407-0001	Office of Public Health Practice	0	0.00	63,263	1.00	15,626	0	78,889	0	78,889
31-5410-0001	Biostatistics	8,339	0.08	0	0.00	2,059	0	10,398	0	10,398
31-5410-0100	POE - Biostatistics	493,850	3.85	35,000	0.00	93,576	0	622,426	0	622,426
31-5410-0500	Biostatistics Online Worldwide Tuit	67,596	0.47	0	0.00	16,697	0	84,293	0	84,293
31-5410-2000	BIOS Grant Return	0	0.00	126,985	1.68	31,365	0	158,350	0	158,350
31-5420-0001	Environmental Agric & Occup Hlth Science	79,273	0.64	0	0.00	19,580	0	98,853	0	98,853
31-5420-0100	POE - EAOH	205,317	1.52	12,500	0.00	43,063	0	260,880	0	260,880
31-5420-0500	EAOH Online Worldwide Tuit	54,290	0.38	0	0.00	13,409	0	67,699	0	67,699
31-5420-2000	EAOH Grant Return	138,834	1.39	34,111	0.50	42,718	0	215,663	0	215,663
31-5430-0100	POE - EPI	396,872	3.16	27,500	0.00	104,819	0	529,191	0	529,191
31-5430-0200	POE CANCER DIRECTOR	0	0.00	250,000	1.00	37,380	0	287,380	0	287,380
31-5430-0500	EPI Online Worldwide Tuit	46,517	0.20	0	0.00	11,491	0	58,008	0	58,008

COST OBJECT LISTING BY SUB PROGRAM
2018-2019GENERAL OPERATING BUDGET
UNIVERSITY OF NEBRASKA MEDICAL CENTER

SUBPROGRAM #/NAME: 54 College of Public Health

UNMC-State General Fund-731 State & University Generated/Unrestricted

COST OBJECT		FACULTY Dollar	FACULTY FTE	NON FACULTY Dollar	NON FACULTY FTE	EMPLOYEE BENEFITS	PERSONAL SERVICE CREDITS	TOTAL PERSONAL SERVICES	TOTAL OPERATING EXPENSES	TOTAL
31-5430-0540	EPI Panigrahi Hire	322,123	1.68	0	0.00	79,565	0	401,688	0	401,688
31-5430-2000	EPI Grant Return	42,329	0.18	188,000	2.01	56,891	0	287,220	0	287,220
31-5430-7014	COSTSHARING 36-0115-1005-005	3,310	0.03	0	0.00	818	0	4,128	0	4,128
31-5440-0001	Health Services Admin & Research	154,937	1.46	0	0.00	38,270	0	193,207	0	193,207
31-5440-0100	POE - HSRA	274,014	2.07	17,500	0.00	72,004	0	363,518	0	363,518
31-5440-0500	HSRA Online Worldwide Tuit	60,525	0.45	0	0.00	14,950	0	75,475	0	75,475
31-5440-0560	POE-Patient Focused Applic of Clin & Hlt	114,401	1.10	96,798	2.00	39,010	0	250,209	0	250,209
31-5440-2000	HSRA Grant Return	65,207	0.50	284,399	4.24	86,353	0	435,959	0	435,959
31-5450-0001	Hlth Promo Social & Behavioral Hlth Scie	56,775	0.54	0	0.00	14,023	0	70,798	0	70,798
31-5450-0100	POE - HPSBH	393,796	3.68	70,000	0.00	114,558	0	578,354	0	578,354
31-5450-0200	POE Buffet Early Ch	155,296	0.61	0	0.00	38,358	0	193,654	0	193,654
31-5450-0500	HPSBH Online Worldwide Tuit	31,427	0.26	0	0.00	7,762	0	39,189	0	39,189
31-5450-0540	HP Specific Hire	269,212	2.12	0	0.00	66,495	0	335,707	0	335,707
31-5450-2000	HPSBH Grant Return	164,828	0.95	169,500	3.15	55,660	0	389,988	0	389,988
31-5455-0501	RHEN - Allied Health	151,261	1.63	152,187	1.66	64,867	0	368,315	17,253	385,568
31-5455-0701	RHEN - College of Medicine	54,570	0.00	31,760	0.58	7,844	0	94,174	3,078	97,252
31-5455-0901	RHEN - Nursing	58,076	0.34	0	0.00	14,345	0	72,421	2,314	74,735
31-5455-1301	RHEN - Family Practice	92,245	0.53	33,276	0.41	28,492	0	154,013	10,162	164,175
31-5455-1501	RHEN - Special Programs	114,932	0.59	63,271	1.05	44,016	0	222,219	36,567	258,786
31-5455-1575	POE-RHEN-Health Science Programs	0	0.00	0	0.00	0	0	0	30,000	30,000
31-5455-1903	RHEN RFI	0	0.00	0	0.05	0	0	0	0	0
31-5455-7012	COSTSHARING/ 34-5210-1006-008	0	0.00	77,380	0.85	19,113	0	96,493	0	96,493
31-5485-1501	CRHD RFI	0	0.00	0	0.07	0	0	0	0	0
	TOTAL	**4,899,590**	**36.96**	**3,148,677**	**39.43**	**1,819,599**	**0**	**9,867,866**	**134,026**	**10,001,892**

UNMC-Federal Letter of Credit-736 Federal/Restricted

COST OBJECT		FACULTY Dollar	FACULTY FTE	NON FACULTY Dollar	NON FACULTY FTE	EMPLOYEE BENEFITS	PERSONAL SERVICE CREDITS	TOTAL PERSONAL SERVICES	TOTAL OPERATING EXPENSES	TOTAL
34-5420-2006107	CS-CASH Admin and Planning Core	59,039	0.41	58,162	0.70	19,014	0	136,215	0	136,215
34-5420-2006117	Emerging Issues Program	8,705	0.06	0	0.00	1,412	0	10,117	0	10,117
34-5420-2006127	Health & Safety Risks-Immigrant Cattle	2,290	0.02	20,335	0.29	3,671	0	26,296	0	26,296
34-5420-2006147	Point Source Personal Protective Equip	43,657	0.36	0	0.00	7,083	0	50,740	0	50,740
34-5420-2006157	Improving Safety and Health of Cattle Fe	52,512	0.45	34,366	0.39	14,094	0	100,972	0	100,972
34-5420-2006207	Pilot/Feasibility Projects & Emerging Is	7,381	0.04	8,148	0.10	2,519	0	18,048	0	18,048
34-5420-2006307	Outreach Program	38,004	0.36	20,370	0.25	9,470	0	67,844	0	67,844
34-5420-2006407	ADMA:A Novel Pathway in Organic Dust-med	41,207	0.34	50,107	0.90	14,814	0	106,128	0	106,128
34-5420-2006507	Surveillance of Agricultural Injuries in	33,532	0.24	0	0.00	5,440	0	38,972	0	38,972
34-5420-2006707	Evaluation Program	22,395	0.15	54,396	0.80	12,458	0	89,249	0	89,249
34-5450-2006001	College of Public Health	84,616	0.59	63,867	1.10	24,089	0	172,572	0	172,572
	TOTAL	**393,338**	**3.02**	**309,751**	**4.53**	**114,064**	**0**	**817,153**	**0**	**817,153**

UNMC-Federal Advance-737 Federal/Restricted

COST OBJECT		FACULTY Dollar	FACULTY FTE	NON FACULTY Dollar	NON FACULTY FTE	EMPLOYEE BENEFITS	PERSONAL SERVICE CREDITS	TOTAL PERSONAL SERVICES	TOTAL OPERATING EXPENSES	TOTAL
35-5420-2004001	College of Public Health	16,500	0.15	0	0.00	2,678	0	19,178	0	19,178
	TOTAL	**16,500**	**0.15**	**0**	**0.00**	**2,678**	**0**	**19,178**	**0**	**19,178**

COST OBJECT LISTING BY SUB PROGRAM
2018-2019GENERAL OPERATING BUDGET
UNIVERSITY OF NEBRASKA MEDICAL CENTER

SUBPROGRAM #/NAME: 54 College of Public Health

UNMC-Trust-Grant/Cont/Loan/End-738 Trust/Restricted

COST OBJECT		FACULTY Dollar	FACULTY FTE	NON FACULTY Dollar	NON FACULTY FTE	EMPLOYEE BENEFITS	PERSONAL SERVICE CREDITS	TOTAL PERSONAL SERVICES	TOTAL OPERATING EXPENSES	TOTAL
36-5407-1003004	Pilot Test of Recruitment and Applicatio	13,176	0.13	53,049	0.77	11,738	0	77,963	0	77,963
36-5407-2002004	Midwestern PHTC Local Performance Site	45,325	0.45	0	0.00	8,033	0	53,358	0	53,358
36-5410-2045005	Harnessing Movement Variability to Treat	48,003	0.26	1,518	0.03	8,778	0	58,299	0	58,299
36-5410-2052001	College of Public Health	33,494	0.28	0	0.00	5,936	0	39,430	0	39,430
36-5410-2053001	College of Public Health	8,873	0.08	0	0.00	1,573	0	10,446	0	10,446
36-5410-3001002	Core Center for Communication Disorders	18,960	0.11	11,032	0.13	5,316	0	35,308	0	35,308
36-5420-2025003	The Role of Oxidative Stress in the Path	14,597	0.22	0	0.00	2,587	0	17,184	0	17,184
36-5420-2029001	College of Public Health	38,333	0.43	0	0.00	6,793	0	45,126	0	45,126
36-5420-2030001	College of Public Health	189,261	2.07	0	0.00	33,544	0	222,805	0	222,805
36-5420-2031001	College of Public Health	11,359	0.09	0	0.00	2,013	0	13,372	0	13,372
36-5420-2033001	College of Public Health	202,054	1.24	63,298	1.08	47,030	0	312,382	0	312,382
36-5420-3001002	National Ebola Training and Educ NETEC	99,820	0.75	83,427	0.89	38,975	0	222,222	0	222,222
36-5420-3002002	Biosafety and Infectious Disease Trainin	19,523	0.15	0	0.00	3,461	0	22,984	0	22,984
36-5420-3003002	NETEC Supplement	191,032	1.31	198,072	2.58	70,588	0	459,692	0	459,692
36-5430-2026004	Research and Training Consortium in Mole	53,454	0.40	0	0.00	9,473	0	62,927	0	62,927
36-5430-2034001	College of Public Health	47,325	0.50	32,804	1.00	14,202	0	94,331	0	94,331
36-5430-2036001	College of Public Health-Epidemiology	4,720	0.05	0	0.00	836	0	5,556	0	5,556
36-5430-2037001	College of Public Health	10,846	0.07	0	0.00	1,922	0	12,768	0	12,768
36-5440-2049001	College of Public Health	47,236	0.37	0	0.00	8,372	0	55,608	0	55,608
36-5440-3005010	Credentialing ESAR-VHP Volunteers	0	0.00	56,627	1.04	10,037	0	66,664	0	66,664
36-5440-3013001	College of Public Health	4,194	0.04	0	0.00	744	0	4,938	0	4,938
36-5440-3015001	College of Public Health	167	0.00	0	0.00	30	0	197	0	197
36-5450-2042001	Porticus Foundation Social-Emotional Dev	60,586	0.46	0	0.00	10,739	0	71,325	0	71,325
36-5450-2043001	A randomized-controlled trial to compare	37,089	0.24	0	0.00	6,572	0	43,661	0	43,661
36-5450-2044001	Dissemination of the Evidence-Based SWIT	15,240	0.08	4,877	0.09	3,566	0	23,683	0	23,683
36-5450-2045001	Supporting early childhood development i	16,524	0.13	0	0.00	2,929	0	19,453	0	19,453
36-5450-2046001	College of Public Health	114,235	0.81	107,376	1.69	39,278	0	260,889	0	260,889
36-5450-2047001	Adolescent Health Project	38,992	0.25	2,323	0.04	7,321	0	48,636	0	48,636
36-5450-2048001	Evaluating a Systems-Based Health Interv	4,556	0.02	0	0.00	808	0	5,364	0	5,364
36-5450-2050001	College of Public Health	2,119	0.02	0	0.00	376	0	2,495	0	2,495
36-5450-2051001	College of Public Health	2,893	0.03	0	0.00	513	0	3,406	0	3,406
36-5450-2053001	College of Public Health	2,045	0.01	0	0.00	363	0	2,408	0	2,408
36-5465-1006117	NE Center for Bioterrorism Edu:HPP	0	0.00	95,197	1.34	16,873	0	112,070	0	112,070
36-5465-1006216	NE Center for Bioterrorism Edu:PHEP	43,571	0.31	0	0.00	7,723	0	51,294	0	51,294
36-5465-1006217	NE Center for Bioterrorism Edu:PHEP	0	0.00	245,753	3.68	43,556	0	289,309	0	289,309
36-5485-3001014	Tobacco Free Nebraska	0	0.00	66,989	1.28	11,873	0	78,862	0	78,862
36-5485-3022001	College of Public Health	0	0.00	125	0.00	23	0	148	0	148
37-5420-8000008	Indirect Return EAOH Dept-J. Martin-Lowe	0	0.00	10,000	0.00	1,772	0	11,772	0	11,772
37-5430-4000004	Dean Khan EPI Specific Hires	19,357	0.20	0	0.00	3,430	0	22,787	0	22,787
37-5440-1001001	HSRA	0	0.00	660	0.01	117	0	777	0	777
37-5450-6000002	Biopreparedness Business Care	933	0.01	0	0.00	165	0	1,098	0	1,098
37-5450-6000003	HPSBH Found.	13,069	0.10	7,999	0.20	3,734	0	24,802	0	24,802
37-5465-1006999	COPH-Biosecurity&Bio-Preparedness	0	0.00	16,339	0.23	2,895	0	19,234	0	19,234
37-5485-3001001	COPH Hlth Disparities	203,838	1.92	15,266	0.27	38,833	0	257,937	0	257,937
	TOTAL	**1,676,799**	**13.58**	**1,072,731**	**16.35**	**495,440**	**0**	**3,244,970**	**0**	**3,244,970**

UNMC-Auxiliary-739 Auxiliaries & Services/Restricted

COST OBJECT		FACULTY Dollar	FACULTY FTE	NON FACULTY Dollar	NON FACULTY FTE	EMPLOYEE BENEFITS	PERSONAL SERVICE CREDITS	TOTAL PERSONAL SERVICES	TOTAL OPERATING EXPENSES	TOTAL
33-5401-0002	Student Fees	0	0.00	0	0.00	0	0	0	93,263	93,263

COST OBJECT LISTING BY SUB PROGRAM
2018-2019GENERAL OPERATING BUDGET
UNIVERSITY OF NEBRASKA MEDICAL CENTER

SUBPROGRAM #/NAME: 54 College of Public Health

UNMC-Auxiliary-739 Auxiliaries & Services/Restricted

COST OBJECT		FACULTY Dollar	FACULTY FTE	NON FACULTY Dollar	NON FACULTY FTE	EMPLOYEE BENEFITS	PERSONAL SERVICE CREDITS	TOTAL PERSONAL SERVICES	TOTAL OPERATING EXPENSES	TOTAL
33-5401-0003	CoPH Technology Fees	0	0.00	0	0.00	0	0	0	22,944	22,944
33-5440-0006	PRAMS Phone Survey	0	0.00	29,540	0.90	6,300	0	35,840	0	35,840
33-5440-0008	NE Teeth Forever Prg(NE DHHS)	6,609	0.05	0	0.00	1,410	0	8,019	0	8,019
33-5440-2686	Health Professions Tracking Service	0	0.00	118,197	2.30	25,204	0	143,401	45,080	188,481
33-5495-2000	CCORDA Core Facility	0	0.00	2,742	0.05	585	0	3,327	3,992	7,319
	TOTAL	**6,609**	**0.05**	**150,479**	**3.25**	**33,499**	**0**	**190,587**	**165,279**	**355,866**
	SUB PROGRAM TOTAL	**6,992,836**	**54**	**4,681,638**	**64**	**2,465,280**	**0**	**14,139,754**	**299,305**	**14,439,059**

SUBPROGRAM #/NAME: 55 Munroe-Meyer Institute

UNMC-State General Fund-731 Cash & Student Contracts/Designated

COST OBJECT		FACULTY Dollar	FACULTY FTE	NON FACULTY Dollar	NON FACULTY FTE	EMPLOYEE BENEFITS	PERSONAL SERVICE CREDITS	TOTAL PERSONAL SERVICES	TOTAL OPERATING EXPENSES	TOTAL
31-5505-0126	MMI State Support	0	0.00	-516,842	0.00	-127,658	0	-644,500	-318,217	-962,717
31-5507-0016	CASD Support & Prof Growth	0	0.00	0	0.00	0	0	0	29,600	29,600
31-5507-0100	Autism/Servere Behavioral Program Expens	35,441	0.41	657,006	19.50	171,034	0	863,481	36,519	900,000
31-5507-0200	Feeding&Swallowing Program Expense	225,716	1.95	379,684	11.15	149,533	0	754,933	145,067	900,000
31-5507-0336	COSTSHARING/ 36-5507-2134-001	0	0.05	0	0.00	0	0	0	0	0
31-5507-0500	MMI Early Intervention	12,096	0.15	504,650	14.80	127,636	0	644,382	255,618	900,000
31-5507-0600	MMI Human Genetics Center	272,653	1.89	3,695,210	68.71	979,867	0	4,947,730	1,552,270	6,500,000
31-5507-0700	MMI-Virtual Care Expenditures	0	0.00	0	11.00	0	0	0	0	0
31-5507-6800	MMI Administration	0	0.00	0	0.00	0	0	0	7,000	7,000
31-5507-7890	MMI Pgm Suppt Service	0	0.00	516,842	9.80	127,660	0	644,502	4,200	648,702
31-5507-7900	MMI Business Office	0	0.00	0	0.00	0	0	0	3,000	3,000
31-5507-8100	MMI R/H - Summary	0	0.00	0	0.00	0	0	0	17,200	17,200
31-5507-8101	MMI Ped R/D - Needleman	0	0.00	0	0.00	0	0	0	18,345	18,345
31-5507-8190	MMI Pediatric Rehab/Dent	0	0.00	0	0.00	0	0	0	15,200	15,200
31-5507-8301	MMI OT - Gromak	0	0.00	0	0.00	0	0	0	15,830	15,830
31-5507-8390	MMI Occupational Therapy	0	0.00	0	0.00	0	0	0	17,200	17,200
31-5507-8401	MMI PT - Stuberg	0	0.00	0	0.00	0	0	0	17,120	17,120
31-5507-8490	MMI Physical Therapy	0	0.00	0	0.00	0	0	0	17,200	17,200
31-5507-8501	MMI Psych - Evans	0	0.00	0	0.00	0	0	0	36,400	36,400
31-5507-8560	LB901 MMI Acad Sup	0	0.40	0	0.00	0	0	0	0	0
31-5507-8590	MMI Psychology Summary	0	0.00	0	0.00	0	0	0	22,200	22,200
31-5507-8601	MMI SP - Sullivan	0	0.00	0	0.00	0	0	0	20,535	20,535
31-5507-8690	MMI Speech Pathology	0	0.00	0	0.00	0	0	0	17,200	17,200
31-5507-8800	MMI Genetics	0	0.00	0	0.00	0	0	0	44,285	44,285
31-5507-8990	MMI Nutrition	0	0.00	0	0.00	0	0	0	9,940	9,940
31-5507-9100	Developmental Medicine State Funds	0	0.00	0	0.00	0	0	0	5,760	5,760
	TOTAL	**545,906**	**4.84**	**5,236,550**	**134.96**	**1,428,072**	**0**	**7,210,528**	**1,989,472**	**9,200,000**

UNMC-Federal Letter of Credit-736 Federal/Restricted

COST OBJECT		FACULTY Dollar	FACULTY FTE	NON FACULTY Dollar	NON FACULTY FTE	EMPLOYEE BENEFITS	PERSONAL SERVICE CREDITS	TOTAL PERSONAL SERVICES	TOTAL OPERATING EXPENSES	TOTAL
34-5507-1037014	Graduate Psychology Education Program: P	77,423	0.60	12,776	0.30	14,633	0	104,832	0	104,832
34-5507-1038027	MMI Interdisciplinary Training Program	133,315	1.22	116,995	1.90	40,610	0	290,920	0	290,920
34-5507-1041001	MMI	101,310	0.85	8,518	0.20	17,818	0	127,646	0	127,646
34-5507-1042003	MMI	77,554	0.74	43,726	0.80	19,676	0	140,956	0	140,956
34-5507-2025001	MMI	152,120	1.01	66,397	1.45	35,452	0	253,969	0	253,969

COST OBJECT LISTING BY SUB PROGRAM
2018-2019GENERAL OPERATING BUDGET
UNIVERSITY OF NEBRASKA MEDICAL CENTER

SUBPROGRAM #/NAME: 55 Munroe-Meyer Institute

UNMC-Federal Letter of Credit-736 Federal/Restricted

COST OBJECT		FACULTY Dollar	FACULTY FTE	NON FACULTY Dollar	NON FACULTY FTE	EMPLOYEE BENEFITS	PERSONAL SERVICE CREDITS	TOTAL PERSONAL SERVICES	TOTAL OPERATING EXPENSES	TOTAL
34-5507-2026104	CORE A - The Molecular Biology of Neuros	63,021	0.38	14,084	0.25	12,509	0	89,614	0	89,614
34-5507-2026124	Pilot Project - VanHook	31,136	0.33	19,829	0.43	8,268	0	59,233	0	59,233
34-5507-2026204	CORE B - The Molecular Biology of Neuros	11,758	0.10	17,589	0.28	4,761	0	34,108	0	34,108
34-5507-2026304	CORE C - The Molecular Biology of Neuros	0	0.00	26,503	0.50	4,300	0	30,803	0	30,803
34-5507-2026404	CORE D - The Molecular Biology of Neuros	15,322	0.19	40,705	0.87	9,089	0	65,116	0	65,116
34-5507-2026604	CORE F - The Molecular Biology of Neuros	15,724	0.08	0	0.00	2,551	0	18,275	0	18,275
34-5507-2026904	Pilot Project - Huh	0	0.00	27,702	0.65	4,494	0	32,196	0	32,196
34-5507-2027001	MMI	50,314	0.46	0	0.00	8,162	0	58,476	0	58,476
34-5507-2028001	MMI	80,068	1.05	0	0.00	12,989	0	93,057	0	93,057
34-5507-2029001	MMI	120,292	0.60	91,084	2.05	34,293	0	245,669	0	245,669
34-5507-2030001	MMI	81,120	0.63	64,858	2.20	23,683	0	169,661	0	169,661
34-5507-2031001	MMI	18,110	0.25	0	0.00	2,938	0	21,048	0	21,048
34-5507-2032001	MMI	55,713	0.50	0	0.00	9,039	0	64,752	0	64,752
34-5507-2034001	MMI	2,512	0.03	0	0.00	409	0	2,921	0	2,921
34-5507-2035001	MMI	49,481	0.33	93,299	1.24	23,164	0	165,944	0	165,944
34-5507-2036001	MMI	95,893	1.23	136,236	1.25	37,660	0	269,789	0	269,789
34-5507-3002001	MMI	32,092	0.45	295,483	3.71	53,145	0	380,720	0	380,720
34-5507-3003002	MMI	0	0.00	13,803	0.11	2,239	0	16,042	0	16,042
	TOTAL	**1,264,278**	**11.03**	**1,089,587**	**18.17**	**381,882**	**0**	**2,735,747**	**0**	**2,735,747**

UNMC-Trust-Grant/Cont/Loan/End-738 Trust/Restricted

COST OBJECT		FACULTY Dollar	FACULTY FTE	NON FACULTY Dollar	NON FACULTY FTE	EMPLOYEE BENEFITS	PERSONAL SERVICE CREDITS	TOTAL PERSONAL SERVICES	TOTAL OPERATING EXPENSES	TOTAL
36-5507-1021019	NICU Followup Clinic Developmental TIPS	12,812	0.09	120,666	1.80	23,657	0	157,135	0	157,135
36-5507-1080013	NDE Results Matter	18,564	0.12	19,431	0.35	6,735	0	44,730	0	44,730
36-5507-1081010	Early Childhood - NDE	6,188	0.04	0	0.00	1,096	0	7,284	0	7,284
36-5507-1100005	NDE - Pyramid	0	0.00	11,352	0.19	2,012	0	13,364	0	13,364
36-5507-1101004	The TIN (Teratology Information Network)	0	0.00	33,108	0.40	5,867	0	38,975	0	38,975
36-5507-1102001	MMI	40,259	0.48	0	0.00	7,136	0	47,395	0	47,395
36-5507-1104001	MMI	6,091	0.08	7,790	0.17	2,460	0	16,341	0	16,341
36-5507-1105001	MMI	39,807	0.52	0	0.00	7,057	0	46,864	0	46,864
36-5507-2071001	MMI	8,615	0.06	0	0.00	1,528	0	10,143	0	10,143
36-5507-2112014	Morphosyntactic Abilities of SLI Proband	9,060	0.04	0	0.00	1,605	0	10,665	0	10,665
36-5507-2115001	MMI	25,202	0.32	41,211	0.70	11,770	0	78,183	0	78,183
36-5507-2127001	MMI	4,182	0.05	0	0.00	741	0	4,923	0	4,923
36-5507-2138001	MMI	41,397	0.42	2,745	0.05	7,824	0	51,966	0	51,966
36-5507-2139001	MMI	23,205	0.15	0	0.00	4,112	0	27,317	0	27,317
36-5507-2140001	MMI	41,364	0.36	117,093	3.50	28,083	0	186,540	0	186,540
36-5507-2142018	MMI	9,060	0.04	0	0.00	1,605	0	10,665	0	10,665
36-5507-3079001	MMI	15,470	0.10	34,308	0.53	8,822	0	58,600	0	58,600
36-5507-3080003	Family Care Enhancement Project and Resu	14,757	0.20	101,331	2.60	20,574	0	136,662	0	136,662
36-5507-3085001	MMI	11,294	0.13	32,402	0.48	7,744	0	51,440	0	51,440
36-5507-3086001	MMI	0	0.00	21,314	0.57	3,776	0	25,090	0	25,090
36-5507-3087001	MMI	7,063	0.10	6,483	0.15	2,401	0	15,947	0	15,947
36-5507-3088001	MMI	0	0.00	5,306	0.13	940	0	6,246	0	6,246
36-5507-3089001	MMI	0	0.00	22,131	0.45	3,922	0	26,053	0	26,053
37-5507-1002002	HBM Professorships	114,476	0.42	0	0.00	20,289	0	134,765	0	134,765
37-5507-1002005	Scottish Rite Language Program	10,000	0.00	419,661	5.87	76,153	0	505,814	0	505,814
37-5507-1028001	NU Fdn Holding	0	0.00	3,268	0.05	579	0	3,847	0	3,847
37-5507-2009001	MMI	0	0.00	8,371	0.10	1,482	0	9,853	0	9,853

COST OBJECT LISTING BY SUB PROGRAM
2018-2019GENERAL OPERATING BUDGET
UNIVERSITY OF NEBRASKA MEDICAL CENTER

SUBPROGRAM #/NAME: 55 Munroe-Meyer Institute

UNMC-Trust-Grant/Cont/Loan/End-738 Trust/Restricted

COST OBJECT		FACULTY Dollar	FACULTY FTE	NON FACULTY Dollar	NON FACULTY FTE	EMPLOYEE BENEFITS	PERSONAL SERVICE CREDITS	TOTAL PERSONAL SERVICES	TOTAL OPERATING EXPENSES	TOTAL
37-5507-3002001	Psychiatric Outstate Clinics	549,256	6.23	98,902	2.45	114,877	0	763,035	0	763,035
37-5507-3004001	Occupational Therapy School Services	11,353	0.10	913,658	15.40	163,946	0	1,088,957	0	1,088,957
37-5507-3005002	Physical Therapy School	13,135	0.10	859,315	13.80	154,631	0	1,027,081	0	1,027,081
37-5507-3007001	Hospital Genetic Support	275,676	1.65	82,815	0.95	63,537	0	422,028	0	422,028
37-5507-3008001	Augmentative School Contracts	0	0.00	20,709	0.25	3,672	0	24,381	0	24,381
37-5507-3012001	MMI	0	0.00	18,425	0.30	3,266	0	21,691	0	21,691
37-5507-3017001	MMI	0	0.00	37,714	0.63	6,685	0	44,399	0	44,399
37-5507-3020001	MMI	0	0.00	37,715	0.63	6,685	0	44,400	0	44,400
37-5507-3026004	HB Munroe Recreation Programs	3,170	0.03	21,343	0.50	4,345	0	28,858	0	28,858
37-5507-3026005	Adult Evening Recreation Program	5,282	0.05	13,567	0.30	3,341	0	22,190	0	22,190
37-5507-3026006	PLAY/Camp	73,126	0.69	170,984	3.94	43,264	0	287,374	0	287,374
37-5507-3026008	Assistance to Individuals	5,282	0.05	97,969	2.50	18,299	0	121,550	0	121,550
37-5507-3033001	MMI	185,486	2.55	0	0.00	32,875	0	218,361	0	218,361
37-5507-3034001	MMI	0	0.00	21,221	0.50	3,762	0	24,983	0	24,983
37-5507-6000001	MMI	7,735	0.05	28,556	0.47	6,431	0	42,722	0	42,722
37-5516-1002001	MMI	7,735	0.05	29,154	0.57	6,539	0	43,428	0	43,428
37-5520-3008001	MMI	0	0.00	29,576	0.40	5,241	0	34,817	0	34,817
37-5520-3009001	MMI	0	0.00	22,863	0.25	4,052	0	26,915	0	26,915
37-5524-3006001	MMI	60,322	0.62	56,493	1.01	20,704	0	137,519	0	137,519
37-5526-3006001	MMI	77,082	0.83	24,377	0.50	17,982	0	119,441	0	119,441
37-5534-1002001	MMI	6,171	0.05	7,943	0.14	2,502	0	16,616	0	16,616
	TOTAL	**1,739,677**	**16.78**	**3,601,270**	**63.56**	**946,606**	**0**	**6,287,553**	**0**	**6,287,553**

UNMC-Auxiliary-739 Auxiliaries & Services/Restricted

COST OBJECT		FACULTY Dollar	FACULTY FTE	NON FACULTY Dollar	NON FACULTY FTE	EMPLOYEE BENEFITS	PERSONAL SERVICE CREDITS	TOTAL PERSONAL SERVICES	TOTAL OPERATING EXPENSES	TOTAL
33-5507-0105	MHCP FAMILY CARE ENH	24,724	0.35	81,178	2.25	22,583	0	128,485	9,586	138,071
33-5507-0110	MHCP TRANSITION PLG	4,513	0.05	11,033	0.18	3,316	0	18,862	10,722	29,584
33-5507-0120	MHCP TELEHEALTH PRJ	0	0.00	18,065	0.25	3,852	0	21,917	6,170	28,087
33-5507-8419	MMI EmpEng&Lfspn Prg	0	0.00	33,031	0.70	7,043	0	40,074	4,563	44,637
33-5552-0101	Education Even Start Program	0	0.00	0	0.00	0	0	0	19,060	19,060
33-5552-0103	Educare	10,829	0.07	156,910	3.11	35,769	0	203,508	35,641	239,149
33-5552-0105	CIS Kid's Squad Mental Health	0	0.00	33,550	0.57	7,154	0	40,704	6,892	47,596
33-5552-0106	Learning Center Summer	17,258	0.16	224,971	4.49	51,651	0	293,880	61,693	355,573
33-5552-0108	Early Childhood Services	9,284	0.06	50,636	0.92	12,777	0	72,697	11,990	84,687
33-5552-0109	Lincoln Fdn: Neb Child Eval Proj	10,829	0.07	37,298	0.67	10,263	0	58,390	12,242	70,632
33-5552-0111	21st Century NDE	11,053	0.15	49,191	0.95	12,846	0	73,090	21,697	94,787
33-5552-0112	Regional 6 Kidsquad	0	0.00	1,761	0.03	374	0	2,135	0	2,135
33-5552-0115	NCFF Endowment Six Pence	4,641	0.03	97,030	1.76	21,681	0	123,352	71,861	195,213
33-5552-0126	Positive Behav Intervention/Support-NDE	25,791	0.35	14,680	0.27	8,629	0	49,100	15,445	64,545
33-5552-0130	People First	0	0.00	15,005	0.40	3,200	0	18,205	4,500	22,705
33-5552-0132	BECI-LC ECPlan Contr	3,831	0.03	99,862	1.82	22,111	0	125,804	42,850	168,654
33-5552-0133	NDE Anchor EC Observ	0	0.00	0	0.00	0	0	0	7,300	7,300
33-5552-0134	Educare WinnebagoPrg	4,641	0.03	20,398	0.40	5,339	0	30,378	7,601	37,979
33-5552-0135	Lfspn Respite-East	0	0.00	35,008	0.87	7,464	0	42,472	6,396	48,868
33-5552-0137	Lifespan ProgramLinc	0	0.00	35,480	0.95	7,564	0	43,044	9,656	52,700
33-5552-0610	CHANGED/3355520710	0	0.00	0	0.00	0	0	0	8,225	8,225
33-5552-0611	CHANGED/3355520711	0	0.00	0	0.00	0	0	0	1,440	1,440
33-5552-0612	CHANGED/3355520712	0	0.00	0	0.00	0	0	0	8,953	8,953
33-5552-0620	Leisure Coach Prog	0	0.00	14,062	0.50	2,999	0	17,061	0	17,061

COST OBJECT LISTING BY SUB PROGRAM
2018-2019GENERAL OPERATING BUDGET
UNIVERSITY OF NEBRASKA MEDICAL CENTER

SUBPROGRAM #/NAME: 55 Munroe-Meyer Institute

UNMC-Auxiliary-739 Auxiliaries & Services/Restricted

COST OBJECT		FACULTY Dollar	FACULTY FTE	NON FACULTY Dollar	NON FACULTY FTE	EMPLOYEE BENEFITS	PERSONAL SERVICE CREDITS	TOTAL PERSONAL SERVICES	TOTAL OPERATING EXPENSES	TOTAL
33-5552-0700	Kim Start-Up	0	0.00	41,786	1.00	8,911	0	50,697	0	50,697
33-5552-0722	Autism Care-Toddler	83,228	0.98	273,238	5.75	76,012	0	432,478	0	432,478
33-5552-0723	MMI ProSpch Fees	101,187	0.74	1,023,288	15.12	239,780	0	1,364,255	0	1,364,255
33-5552-0724	Speech Path Serv	0	0.00	27,370	0.30	5,836	0	33,206	3,610	36,816
33-5552-0729	Developmental Med	258,879	1.28	408,222	7.45	142,250	0	809,351	0	809,351
33-5552-0732	COSTSHARING/ 36-5507-1103-002	0	0.00	68,306	1.40	14,564	0	82,870	0	82,870
33-5552-0820	NDE-Nurt Hlth Behav	0	0.00	5,377	0.10	1,147	0	6,524	3,982	10,506
33-5552-0900	Medically Handicapped Children's Program	174,575	1.04	105,716	1.89	59,768	0	340,059	34,031	374,090
33-5552-0902	NICU-Followup	113,214	0.45	0	0.00	24,141	0	137,355	0	137,355
33-5552-0906	Medically Handicapped Children's Program	0	0.00	32,833	0.55	7,001	0	39,834	0	39,834
33-5552-2000	The Prevention Group Project	0	0.00	0	0.00	0	0	0	3,433	3,433
33-5552-2002	MMI Genetic Med	101,130	0.58	23,416	0.64	26,559	0	151,105	0	151,105
	TOTAL	**959,607**	**6.41**	**3,038,701**	**55.29**	**852,584**	**0**	**4,850,892**	**429,539**	**5,280,431**
	SUB PROGRAM TOTAL	**4,509,468**	**39**	**12,966,108**	**272**	**3,609,144**	**0**	**21,084,720**	**2,419,011**	**23,503,731**

SUBPROGRAM #/NAME: 56 Dental Clinic

UNMC-State General Fund-731 Cash & Student Contracts/Designated

COST OBJECT		FACULTY Dollar	FACULTY FTE	NON FACULTY Dollar	NON FACULTY FTE	EMPLOYEE BENEFITS	PERSONAL SERVICE CREDITS	TOTAL PERSONAL SERVICES	TOTAL OPERATING EXPENSES	TOTAL
31-5605-0016	Clinic Administration	61,907	1.00	1,322,679	36.21	341,993	0	1,726,579	1,689,568	3,416,147
31-5605-0026	Dental Hygiene	9,191	0.11	0	0.00	2,270	0	11,461	12,195	23,656
31-5605-0036	Clinic Computer	0	0.00	56,304	0.94	13,907	0	70,211	102,621	172,832
31-5605-0076	Orthodontics Clinic	17,034	0.46	141,059	3.95	39,049	0	197,142	51,239	248,381
31-5605-0086	Pedodontics Clinic	2,351	0.10	71,399	2.20	18,217	0	91,967	16,132	108,099
31-5605-0096	Dept of Surgical Specialties	82,944	1.30	231,157	6.20	77,583	0	391,684	35,549	427,233
31-5605-0097	Undergrad Endo Clinic	0	0.00	0	0.00	0	0	0	18,870	18,870
31-5605-0098	Grad Endo Clinic	0	0.00	0	0.00	0	0	0	62,297	62,297
31-5605-0099	Grad Perio Clinic	0	0.00	0	0.00	0	0	0	30,372	30,372
31-5605-0106	Undergrad Clinics	200,717	2.53	405,328	12.10	149,693	0	755,738	560,732	1,316,470
31-5605-0136	Dental Clinic-Radiology	0	0.00	71,221	1.90	17,591	0	88,812	34,254	123,066
31-5605-0306	Dental Clinic-General Prac-UNMC Exp	88,126	0.95	357,534	7.70	110,079	0	555,739	197,298	753,037
31-5605-0316	Pedi-Dent Clinic-UNMC	0	0.00	560,427	14.75	138,424	0	698,851	168,913	867,764
31-5605-0346	Staff Hygienist Clinic	0	0.00	48,510	0.70	11,982	0	60,492	2,683	63,175
31-5605-0376	Dental - Staff Dentist	0	0.00	0	0.00	0	0	0	28,291	28,291
31-5691-0008	Neb Medicaid Ehhancement Revenue	115,287	1.70	402,906	4.35	127,994	0	646,187	194,123	840,310
	TOTAL	**577,557**	**8.15**	**3,668,524**	**91.00**	**1,048,782**	**0**	**5,294,863**	**3,205,137**	**8,500,000**

UNMC-Auxiliary-739 Auxiliaries & Services/Restricted

COST OBJECT		FACULTY Dollar	FACULTY FTE	NON FACULTY Dollar	NON FACULTY FTE	EMPLOYEE BENEFITS	PERSONAL SERVICE CREDITS	TOTAL PERSONAL SERVICES	TOTAL OPERATING EXPENSES	TOTAL
33-5652-0776	Post-Graduate Dentistry	0	0.00	46,148	1.00	9,841	0	55,989	0	55,989
	TOTAL	**0**	**0.00**	**46,148**	**1.00**	**9,841**	**0**	**55,989**	**0**	**55,989**
	SUB PROGRAM TOTAL	**577,557**	**8**	**3,714,672**	**92**	**1,058,623**	**0**	**5,350,852**	**3,205,137**	**8,555,989**

SUBPROGRAM #/NAME: 57 Tobacco Fund Research

31-5712-0053	Hollingsworth Pancreatic Spore Prog	0	0.50	0	1.00	0	0	0	0	0

COST OBJECT LISTING BY SUB PROGRAM
2018-2019GENERAL OPERATING BUDGET
UNIVERSITY OF NEBRASKA MEDICAL CENTER

SUBPROGRAM #/NAME: 57 Tobacco Fund Research

31-5712-0073	Eppley-Karpf Recruitment	0	0.81	0	0.00	0	0	0	0	0
31-5712-0078	CellSignal3 Hyde	0	0.01	0	0.50	0	0	0	0	0
31-5712-0080	CellSignal3 Datta	0	0.03	0	0.00	0	0	0	0	0
31-5712-0083	CellSignal3Teoh-Fitz	0	0.05	0	1.00	0	0	0	0	0
31-5713-0013	Bioch-Dhawan Recruitment	0	0.14	0	0.00	0	0	0	0	0
31-5713-0015	Bioch-Deegan Recruitment	0	0.00	0	0.50	0	0	0	0	0
31-5713-0017	Biochem-Jain Ret	0	0.00	0	0.25	0	0	0	0	0
31-5713-3000	COSTSHARING/ 34-5140-2056-001	0	0.10	0	0.00	0	0	0	0	0
31-5713-3001	COSTSHARING/ 36-5340-2031-001	0	0.05	0	0.00	0	0	0	0	0
31-5715-0040	Biochem-Mole Batra	0	0.00	0	1.00	0	0	0	0	0
31-5715-3000	COSTSHARING/ 36-5150-2085-201	0	0.06	0	0.00	0	0	0	0	0
31-5717-0025	COP-Ronghsi Li Recruitment	0	0.00	0	1.00	0	0	0	0	0
31-5717-0028	COP-Mconda Recruitmt	0	0.00	0	0.60	0	0	0	0	0
31-5721-0018	Clinical Data Research Network (McClay)	0	0.00	0	0.05	0	0	0	0	0
31-5721-0112	COM-Pipinos General Surgery	0	0.00	0	1.00	0	0	0	0	0
31-5721-0118	COM-Baxter Recruitment-Gen Surg	0	0.00	0	1.00	0	0	0	0	0
31-5721-0132	COM-Padanilam Lab	0	0.50	0	0.00	0	0	0	0	0
31-5721-0133	GP IDeA CTR-XIE	0	0.00	0	1.00	0	0	0	0	0
31-5721-0137	Leah Cook Recruitment	0	0.00	0	0.86	0	0	0	0	0
31-5729-0015	COPH-FAlmedia Recruit	0	0.00	0	0.45	0	0	0	0	0
31-5729-0016	COPH-PEstabrooks Rec	0	0.00	0	0.50	0	0	0	0	0
31-5729-0019	COPH Dzewaltowski Sup	0	0.00	0	0.14	0	0	0	0	0

UNMC-State General Fund-731 Cash & Student Contracts/Designated

COST OBJECT		FACULTY Dollar	FACULTY FTE	NON FACULTY Dollar	NON FACULTY FTE	EMPLOYEE BENEFITS	PERSONAL SERVICE CREDITS	TOTAL PERSONAL SERVICES	TOTAL OPERATING EXPENSES	TOTAL
31-5701-0001	Biomedical Research Development Fund	1,945,410	0.00	3,725,668	0.00	941,495	0	6,612,573	5,187,427	11,800,000
31-5703-0009	Minority Health Education & Research	0	0.00	0	4.31	0	0	0	0	0
31-5705-0041	Core Research Support Lab Equip	0	0.00	0	1.00	0	0	0	0	0
31-5705-0200	ITS Service Level Agreements	0	0.00	0	1.00	0	0	0	0	0
31-5712-0047	H Band Research	0	0.36	0	0.00	0	0	0	0	0
31-5712-0059	Eppley-Natarajan Recruitment	0	0.45	0	0.00	0	0	0	0	0
31-5712-0061	Eppley-Cancer Ctr Program Development	0	0.58	0	0.00	0	0	0	0	0
31-5713-0005	Editorial Project	0	0.00	0	1.75	0	0	0	0	0
31-5721-0103	Bayles Basic Science Research	0	0.00	0	0.49	0	0	0	0	0
31-5723-0017	COD-Peng Recruitment	0	0.00	0	0.65	0	0	0	0	0
	TOTAL	**1,945,410**	**1.39**	**3,725,668**	**9.20**	**941,495**	**0**	**6,612,573**	**5,187,427**	**11,800,000**
	SUB PROGRAM TOTAL	**1,945,410**	**4**	**3,725,668**	**20**	**941,495**	**0**	**6,612,573**	**5,187,427**	**11,800,000**

SUBPROGRAM #/NAME: 58 Anatomical Board

31-5801-0100	Anatomical Board-Agency Account	0	0.00	0	1.37	0	0	0	0	0

SUBPROGRAM #/NAME: 71 UNMC/Eppley Center Cancer Research & Care

UNMC-State General Fund-731 State & University Generated/Unrestricted

COST OBJECT		FACULTY Dollar	FACULTY FTE	NON FACULTY Dollar	NON FACULTY FTE	EMPLOYEE BENEFITS	PERSONAL SERVICE CREDITS	TOTAL PERSONAL SERVICES	TOTAL OPERATING EXPENSES	TOTAL
31-7101-0001	POE-Cancer Prevention and Control Progra	142,398	0.70	271,095	4.29	0	0	413,493	0	413,493
	TOTAL	**142,398**	**0.70**	**271,095**	**4.29**	**0**	**0**	**413,493**	**0**	**413,493**

UNMC-Trust-Grant/Cont/Loan/End-738 Trust/Restricted

COST OBJECT		FACULTY Dollar	FACULTY FTE	NON FACULTY Dollar	NON FACULTY FTE	EMPLOYEE BENEFITS	PERSONAL SERVICE CREDITS	TOTAL PERSONAL SERVICES	TOTAL OPERATING EXPENSES	TOTAL

COST OBJECT LISTING BY SUB PROGRAM
2018-2019GENERAL OPERATING BUDGET
UNIVERSITY OF NEBRASKA MEDICAL CENTER

SUBPROGRAM #/NAME: 71 UNMC/Eppley Center Cancer Research & Care

UNMC-Trust-Grant/Cont/Loan/End-738 Trust/Restricted

COST OBJECT		FACULTY Dollar	FACULTY FTE	NON FACULTY Dollar	NON FACULTY FTE	EMPLOYEE BENEFITS	PERSONAL SERVICE CREDITS	TOTAL PERSONAL SERVICES	TOTAL OPERATING EXPENSES	TOTAL
36-7103-2023601	LB595 Cowan Recruitment (Kelsey Klute)	30,000	0.67	0	0.00	5,317	0	35,317	0	35,317
36-7107-2022999	Cost share companion for 3619052283001	0	0.00	18,209	0.25	3,227	0	21,436	0	21,436
36-7107-2024629	LB595 Administrative Core	0	0.00	98,490	1.45	17,455	0	115,945	0	115,945
36-7107-2024633	LB595 Pathology Shared Resources	23,517	0.20	0	0.00	4,168	0	27,685	0	27,685
36-7107-2024634	LB595 Clinical Research Support	0	0.00	95,568	1.70	16,939	0	112,507	0	112,507
36-7107-2024673	LB595 Instrumentation & Infrastructure S	96,272	1.52	71,730	0.68	29,776	0	197,778	0	197,778
36-7111-2020604	LB595 Cowan Recruitment (M. Ponnusamy)	31,009	0.50	10,969	0.25	7,440	0	49,418	0	49,418
36-7111-2021607	LB595 Cowan Recruitment (A Singh)	0	0.00	21,758	0.50	3,857	0	25,615	0	25,615
36-7111-2021609	LB595 Cowan Recruitment (R Oberley-Deega	16,067	0.15	0	0.00	2,848	0	18,915	0	18,915
36-7111-2022610	LB595 Cowan Recruitment (M. Macah)	13,313	0.25	0	0.00	2,358	0	15,671	0	15,671
36-7125-2021605	LB595 Cowan Recruitment (S. Thayer)	0	0.00	31,061	0.00	5,505	0	36,566	0	36,566
37-7101-2001103	Caplan/Sorgen COBRE Pilot Project	8,216	0.09	0	0.00	1,456	0	9,672	0	9,672
37-7101-2001106	Sorgen COBRE Pilot Project	3,507	0.02	1,952	0.04	967	0	6,426	0	6,426
37-7101-2001401	Live Cell Imaging Core Supplement	0	0.00	30,906	0.60	5,477	0	36,383	0	36,383
37-7109-3002001	Prostrate Specific Antigen Test Program	6,399	0.03	0	0.00	1,135	0	7,534	0	7,534
37-7109-4001001	Eppley	19,200	0.08	0	0.00	3,403	0	22,603	0	22,603
37-7109-9001002	Liz Karnes Legacy Related Activities	0	0.00	66,361	1.13	11,761	0	78,122	0	78,122
	TOTAL	**247,500**	**3.50**	**447,004**	**6.60**	**123,089**	**0**	**817,593**	**0**	**817,593**
	SUB PROGRAM TOTAL	**389,898**	**4**	**718,099**	**11**	**123,089**	**0**	**1,231,086**	**0**	**1,231,086**

SUBPROGRAM #/NAME: 82 Munroe-Meyer State Support

UNMC-State General Fund-731 State & University Generated/Unrestricted

COST OBJECT		FACULTY Dollar	FACULTY FTE	NON FACULTY Dollar	NON FACULTY FTE	EMPLOYEE BENEFITS	PERSONAL SERVICE CREDITS	TOTAL PERSONAL SERVICES	TOTAL OPERATING EXPENSES	TOTAL
31-8205-0106	MRI State Support	332,094	2.46	68,871	1.35	99,039	0	500,004	-35,500	464,504
31-8207-0020	MMI Academic Affairs	30,573	0.20	31,732	0.45	16,277	0	78,582	0	78,582
31-8207-0030	MMI Info Tech	0	0.00	189,782	2.65	46,876	0	236,658	2,000	238,658
31-8207-4890	Edu&Child Dev Salary	3,298	0.02	62,612	0.67	16,166	0	82,076	17,200	99,276
31-8207-5000	MMI Special Bud Red	0	0.00	43,927	1.00	0	0	43,927	0	43,927
31-8207-5800	HB Munroe Salary	0	0.00	219,243	2.88	54,153	0	273,396	1,100	274,496
31-8207-6800	Administration Salry	0	0.00	318,549	2.18	77,144	0	395,693	0	395,693
31-8207-6804	COSTSHARING/ 36-5507-3080-003	0	0.00	10,564	0.05	2,611	0	13,175	0	13,175
31-8207-6805	COSTSHARING 36-0115-1005-005	5,792	0.05	0	0.00	1,430	0	7,222	0	7,222
31-8207-7900	Business Offce Salry	0	0.00	335,838	4.33	78,794	0	414,632	0	414,632
31-8207-7910	Human Genetics Lab18	31,814	0.20	104,193	1.36	33,593	0	169,600	0	169,600
31-8207-7920	Recreational Therapy	18,778	0.18	34,086	0.51	13,057	0	65,921	15,200	81,121
31-8207-7930	Center for Autism Spectrum Disorders	145,787	1.01	294,257	6.50	106,967	0	547,011	0	547,011
31-8207-8100	Genetic Med Salary	39,357	0.17	94,375	1.16	33,032	0	166,764	0	166,764
31-8207-8190	Devel Med Salary	29,904	0.13	13,535	0.30	10,730	0	54,169	0	54,169
31-8207-8390	Occup Thrpy Salary	30,499	0.18	30,603	0.50	15,092	0	76,194	0	76,194
31-8207-8490	Physical Thrpy Salry	76,712	0.42	24,376	0.50	24,969	0	126,057	0	126,057
31-8207-8550	LB901 MMI Psy Intrn	0	0.75	0	0.00	0	0	0	0	0
31-8207-8590	Psychology Salary	375,497	3.42	126,168	2.50	112,872	0	614,537	0	614,537
31-8207-8690	Speech Path Salary	25,513	0.27	32,639	0.51	14,364	0	72,516	0	72,516
31-8207-8790	MMI Social Services	114,469	1.00	0	0.00	28,273	0	142,742	0	142,742
31-8207-8990	Nutrition Salary	56,250	0.41	68,722	1.30	30,868	0	155,840	0	155,840
31-8207-9400	Rual Health Salary	0	0.00	200,000	4.89	19,772	0	219,772	0	219,772
31-8210-0400	POE-Austism Spec Dis	196,835	1.89	0	0.00	38,681	0	235,516	0	235,516

COST OBJECT LISTING BY SUB PROGRAM
2018-2019GENERAL OPERATING BUDGET
UNIVERSITY OF NEBRASKA MEDICAL CENTER

SUBPROGRAM #/NAME: 82 Munroe-Meyer State Support

UNMC-State General Fund-731 State & University Generated/Unrestricted

COST OBJECT		FACULTY Dollar	FACULTY FTE	NON FACULTY Dollar	NON FACULTY FTE	EMPLOYEE BENEFITS	PERSONAL SERVICE CREDITS	TOTAL PERSONAL SERVICES	TOTAL OPERATING EXPENSES	TOTAL
31-8220-0090	POE-Genetic Medicine	170,379	0.68	0	0.00	42,084	0	212,463	0	212,463
	TOTAL	**1,683,551**	**13.43**	**2,304,072**	**35.59**	**916,844**	**0**	**4,904,467**	**0**	**4,904,467**
	SUB PROGRAM TOTAL	**1,683,551**	**13**	**2,304,072**	**36**	**916,844**	**0**	**4,904,467**	**0**	**4,904,467**

SUBPROGRAM #/NAME: 83 College of Medicine Clinical

UNMC-Trust-Grant/Cont/Loan/End-738 Trust/Restricted

COST OBJECT		FACULTY Dollar	FACULTY FTE	NON FACULTY Dollar	NON FACULTY FTE	EMPLOYEE BENEFITS	PERSONAL SERVICE CREDITS	TOTAL PERSONAL SERVICES	TOTAL OPERATING EXPENSES	TOTAL
37-8305-3001001	Facilities Management and Plant	0	0.00	420,111	5.75	85,543	0	505,654	0	505,654
37-8310-1002001	House Officer	0	0.00	295,858	4.00	52,437	0	348,295	0	348,295
37-8310-4001001	DDIF Administration	0	0.00	30,024	0.50	5,321	0	35,345	0	35,345
37-8320-1002001	House Officer	231,940	2.29	175,404	3.00	72,010	0	479,354	0	479,354
37-8320-1002002	House Officer Anesth Core Fac	306,116	3.53	30,471	0.53	59,656	0	396,243	0	396,243
37-8320-3001001	Clinical	5,057,974	47.62	10,000	0.00	898,234	0	5,966,208	0	5,966,208
37-8320-4001001	DDIF Administration	133,496	1.36	381,801	7.09	91,330	0	606,627	0	606,627
37-8321-1002001	House Officer	423,588	3.15	157,078	2.90	102,916	0	683,582	0	683,582
37-8321-1002002	House Officer Fam Med Core Fac	210,846	1.95	0	0.00	37,369	0	248,215	0	248,215
37-8321-1002010	House Officer Fam Med Outstate Prog Dir	341,059	2.00	0	0.00	60,448	0	401,507	0	401,507
37-8321-3001001	Clinical	1,242,620	11.46	0	0.00	220,238	0	1,462,858	0	1,462,858
37-8321-4001001	DDIF Administration	388,705	3.93	86,803	1.23	84,279	0	559,787	0	559,787
37-8322-1001001	DDIF Instruction	0	0.00	2,669	0.03	473	0	3,142	0	3,142
37-8322-1002001	House Officer	0	0.00	122,628	2.20	21,735	0	144,363	0	144,363
37-8322-1002002	Med Peds IM-Admin	0	0.00	8,852	0.15	1,570	0	10,422	0	10,422
37-8322-1002003	House Officer IM-Admin Med Peds	40,500	1.00	19,874	0.40	10,700	0	71,074	0	71,074
37-8322-2001001	DDIF Research	10,350	0.09	9,199	0.10	3,465	0	23,014	0	23,014
37-8324-1001001	DDIF Instruction	0	0.00	14,133	0.19	2,505	0	16,638	0	16,638
37-8324-1002001	House Officer	214,742	2.11	58,440	1.00	48,418	0	321,600	0	321,600
37-8324-1002002	House Officer IM-Card Core Fac	66,679	1.07	0	0.00	11,818	0	78,497	0	78,497
37-8324-2001001	DDIF Research	231,005	2.11	274,911	4.58	89,668	0	595,584	0	595,584
37-8324-2001002	JCRL Research	0	0.00	7,333	0.10	1,299	0	8,632	0	8,632
37-8324-3001001	Clinical	328,909	5.19	0	0.00	58,295	0	387,204	0	387,204
37-8324-4001001	DDIF Administration	187,737	3.20	0	0.00	33,274	0	221,011	0	221,011
37-8325-2001001	DDIF Research	0	0.00	112,045	1.70	19,859	0	131,904	0	131,904
37-8326-1001001	DDIF Instruction	0	0.00	14,162	0.20	2,510	0	16,672	0	16,672
37-8326-1002001	House Officer	4,692	0.05	25,598	0.50	5,367	0	35,657	0	35,657
37-8326-1002002	House Officer IM-DEM Core Fac	44,180	0.94	0	0.00	7,830	0	52,010	0	52,010
37-8326-2001001	DDIF Research	111,528	1.62	12,662	0.29	22,010	0	146,200	0	146,200
37-8326-3001001	Clinical	269,189	4.06	0	0.00	47,710	0	316,899	0	316,899
37-8327-1001001	DDIF Instruction	0	0.00	25,919	0.40	4,594	0	30,513	0	30,513
37-8327-1002001	House Officer	88,400	0.90	0	0.00	15,669	0	104,069	0	104,069
37-8327-1002002	House Officer IM-GM Core Fac	191,965	3.41	0	0.00	34,023	0	225,988	0	225,988
37-8327-2001001	DDIF Research	209,900	3.59	35,409	0.60	43,477	0	288,786	0	288,786
37-8327-3001001	Clinical	1,801,042	31.63	0	0.00	319,212	0	2,120,254	0	2,120,254
37-8327-4001001	DDIF Administration	83,675	1.26	0	0.00	14,831	0	98,506	0	98,506
37-8328-1001001	DDIF Instruction	0	0.00	10,498	0.15	1,860	0	12,358	0	12,358
37-8328-1002001	House Officer	52,750	0.30	37,646	0.80	16,020	0	106,416	0	106,416
37-8328-1002002	House Off IMGer Core Fac	23,110	0.38	0	0.00	4,095	0	27,205	0	27,205
37-8328-2001001	DDIF Research	56,679	0.80	62,600	1.34	21,140	0	140,419	0	140,419

COST OBJECT LISTING BY SUB PROGRAM
2018-2019GENERAL OPERATING BUDGET
UNIVERSITY OF NEBRASKA MEDICAL CENTER

SUBPROGRAM #/NAME: 83 College of Medicine Clinical

UNMC-Trust-Grant/Cont/Loan/End-738 Trust/Restricted

COST OBJECT		FACULTY Dollar	FACULTY FTE	NON FACULTY Dollar	NON FACULTY FTE	EMPLOYEE BENEFITS	PERSONAL SERVICE CREDITS	TOTAL PERSONAL SERVICES	TOTAL OPERATING EXPENSES	TOTAL
37-8328-3001001	Clinical	129,124	1.33	0	0.00	22,885	0	152,009	0	152,009
37-8328-4001001	DDIF Administration	60,517	1.23	34,854	0.50	16,902	0	112,273	0	112,273
37-8329-1002001	House Officer	148,325	1.71	50,667	1.00	35,269	0	234,261	0	234,261
37-8329-1002002	House Officer IM-GI Core Fac	62,542	0.92	0	0.00	11,086	0	73,628	0	73,628
37-8329-2001001	DDIF Research	129,054	1.74	0	0.00	22,874	0	151,928	0	151,928
37-8329-3001001	Clinical	345,611	4.15	30,827	0.85	66,718	0	443,156	0	443,156
37-8329-4001001	DDIF Administration	50,207	0.45	0	0.00	8,898	0	59,105	0	59,105
37-8332-1001001	DDIF Instruction	0	0.00	10,489	0.16	1,858	0	12,347	0	12,347
37-8332-1002001	House Officer	58,500	0.71	22,820	0.50	14,413	0	95,733	0	95,733
37-8332-1002002	House Officer IM-ID Core Fac	6,414	0.14	0	0.00	1,136	0	7,550	0	7,550
37-8332-2001001	DDIF Research	81,764	0.84	20,011	0.50	18,038	0	119,813	0	119,813
37-8332-3001001	Clinical	173,731	2.76	0	0.00	30,792	0	204,523	0	204,523
37-8332-4001001	DDIF Administration	39,837	0.42	0	0.00	7,061	0	46,898	0	46,898
37-8334-1002001	House Officer	96,950	0.84	31,098	0.60	22,695	0	150,743	0	150,743
37-8334-1002002	House Officer IM-Onc Core Fac	44,933	0.53	0	0.00	7,963	0	52,896	0	52,896
37-8334-2001001	DDIF Research	103,662	1.60	107,717	2.40	37,465	0	248,844	0	248,844
37-8334-3001001	Clinical	595,514	5.82	0	0.00	105,547	0	701,061	0	701,061
37-8334-4001001	DDIF Administration	148,813	1.98	0	0.00	26,376	0	175,189	0	175,189
37-8335-2001001	Internal Medicine FPBCC-CRC	0	0.00	270,055	4.51	47,864	0	317,919	0	317,919
37-8337-1002001	House Officer	34,310	0.39	34,277	0.70	12,157	0	80,744	0	80,744
37-8337-1002002	House Officer - Sleep Fellowship	94,580	1.86	0	0.00	16,764	0	111,344	0	111,344
37-8337-1002003	House Officer - Sleep Fellowship	39,060	0.78	12,109	0.25	9,069	0	60,238	0	60,238
37-8337-2001001	DDIF Research	96,085	1.39	22,045	0.38	20,937	0	139,067	0	139,067
37-8337-2001993	COSTSHARE/ 36-5237-2261-003	1,870	0.02	0	0.00	332	0	2,202	0	2,202
37-8337-3001001	Clinical	429,127	5.32	0	0.00	76,057	0	505,184	0	505,184
37-8337-4001001	DDIF Administration	153,320	2.19	0	0.00	27,174	0	180,494	0	180,494
37-8340-1001001	DDIF Instruction	0	0.00	2,285	0.04	405	0	2,690	0	2,690
37-8340-1002001	House Officer	34,826	0.35	33,236	0.70	12,062	0	80,124	0	80,124
37-8340-1002002	House Officer IM-Neph Core Fac	14,011	0.27	0	0.00	2,483	0	16,494	0	16,494
37-8340-3001001	Clinical	181,856	2.37	0	0.00	32,232	0	214,088	0	214,088
37-8340-4001001	DDIF Administration	57,372	0.96	0	0.00	10,168	0	67,540	0	67,540
37-8341-1001001	DDIF Instruction	0	0.00	20,407	0.27	3,616	0	24,023	0	24,023
37-8341-1002001	House Officer	136,290	1.18	19,874	0.40	27,678	0	183,842	0	183,842
37-8341-1002002	House Officer IM-Rheu Core Fac	28,560	0.34	0	0.00	5,062	0	33,622	0	33,622
37-8341-2001001	DDIF Research	133,481	1.77	151,438	2.35	50,498	0	335,417	0	335,417
37-8341-3001001	Clinical	82,998	1.17	0	0.00	14,711	0	97,709	0	97,709
37-8341-4001001	DDIF Administration	0	0.00	57,443	0.81	10,180	0	67,623	0	67,623
37-8350-1002001	House Officer	36,367	0.72	49,397	1.00	15,200	0	100,964	0	100,964
37-8350-1002002	Fellows Neurosciences	76,870	1.01	0	0.00	13,625	0	90,495	0	90,495
37-8350-2001001	DDIF Research	65,026	0.74	32,087	0.44	17,211	0	114,324	0	114,324
37-8350-3001001	Clinical	1,467,153	20.01	151,480	2.00	286,882	0	1,905,515	0	1,905,515
37-8350-4001001	DDIF Administration	0	0.00	192,542	3.66	34,127	0	226,669	0	226,669
37-8360-1002001	House Officer	55,955	0.53	0	0.00	9,917	0	65,872	0	65,872
37-8360-1002002	House Officer OB/GYN Core Fac	90,662	1.37	0	0.00	16,069	0	106,731	0	106,731
37-8360-2001001	DDIF Research	90,232	0.64	0	0.00	15,991	0	106,223	0	106,223
37-8360-3001001	Clinical	23,233	0.16	75,783	0.32	17,550	0	116,566	0	116,566
37-8360-4001001	DDIF Administration	0	0.00	64,755	1.48	11,476	0	76,231	0	76,231
37-8361-3001001	Clinical	184,689	2.15	0	0.00	32,735	0	217,424	0	217,424
37-8362-3001001	Clinical	53,768	0.55	89,159	1.00	25,332	0	168,259	0	168,259
37-8370-1001001	DDIF Instruction	200	0.00	0	0.00	36	0	236	0	236
37-8370-1002001	House Officer	43,406	0.72	24,962	0.50	12,117	0	80,485	0	80,485

COST OBJECT LISTING BY SUB PROGRAM
2018-2019GENERAL OPERATING BUDGET
UNIVERSITY OF NEBRASKA MEDICAL CENTER

SUBPROGRAM #/NAME: 83 College of Medicine Clinical

UNMC-Trust-Grant/Cont/Loan/End-738 Trust/Restricted

COST OBJECT		FACULTY Dollar	FACULTY FTE	NON FACULTY Dollar	NON FACULTY FTE	EMPLOYEE BENEFITS	PERSONAL SERVICE CREDITS	TOTAL PERSONAL SERVICES	TOTAL OPERATING EXPENSES	TOTAL
37-8370-1002002	House Officer Opht Core Fac	72,885	1.22	0	0.00	12,918	0	85,803	0	85,803
37-8370-2001001	DDIF Research	135,583	1.11	0	0.00	24,031	0	159,614	0	159,614
37-8370-3001001	Clinical	350,255	5.86	0	0.00	62,078	0	412,333	0	412,333
37-8370-4001001	DDIF Administration	46,712	0.66	347,567	4.90	69,881	0	464,160	0	464,160
37-8380-1002001	House Officer	84,909	0.76	66,529	1.00	26,840	0	178,278	0	178,278
37-8380-1002002	House Officer Orth Core Fac	176,065	2.84	12,897	0.06	33,492	0	222,454	0	222,454
37-8380-2001001	DDIF Research	4,043	0.03	54,115	1.12	10,307	0	68,465	0	68,465
37-8380-3001001	Clinical	94,538	1.12	0	0.00	16,756	0	111,294	0	111,294
37-8380-4001001	DDIF Administration	241,042	3.42	445,089	7.73	121,607	0	807,738	0	807,738
37-8390-1002001	House Officer	44,000	0.85	46,651	0.99	16,067	0	106,718	0	106,718
37-8390-1002002	House Officer Otol Core Fac	20,000	0.64	16,068	0.30	6,393	0	42,461	0	42,461
37-8390-3001001	Clinical	407,720	5.96	0	0.00	72,263	0	479,983	0	479,983
37-8390-4001001	DDIF Administration	202,133	0.80	157,667	2.69	63,770	0	423,570	0	423,570
	TOTAL	**20,214,066**	**242.36**	**5,200,528**	**85.84**	**4,515,304**	**0**	**29,929,898**	**0**	**29,929,898**
	SUB PROGRAM TOTAL	**20,214,066**	**242**	**5,200,528**	**86**	**4,515,304**	**0**	**29,929,898**	**0**	**29,929,898**

SUBPROGRAM #/NAME: 84 College of Medicine Clinical

UNMC-Trust-Grant/Cont/Loan/End-738 Trust/Restricted

COST OBJECT		FACULTY Dollar	FACULTY FTE	NON FACULTY Dollar	NON FACULTY FTE	EMPLOYEE BENEFITS	PERSONAL SERVICE CREDITS	TOTAL PERSONAL SERVICES	TOTAL OPERATING EXPENSES	TOTAL
37-8430-1002001	House Officer	118,058	1.28	52,910	1.00	30,301	0	201,269	0	201,269
37-8430-1002002	House Officer Path Core Fac	197,984	2.68	0	0.00	35,090	0	233,074	0	233,074
37-8430-2001001	DDIF Research	572,350	4.69	0	0.00	101,441	0	673,791	0	673,791
37-8430-3001001	Clinical	733,795	7.22	48,503	0.12	138,653	0	920,951	0	920,951
37-8430-4001001	DDIF Administration	969,205	8.12	304,208	6.38	225,696	0	1,499,109	0	1,499,109
37-8430-4001002	Path Research Overhead	0	0.00	47,035	1.00	8,336	0	55,371	0	55,371
37-8430-4001003	Path Education Overhead	0	0.00	95,000	2.00	16,838	0	111,838	0	111,838
37-8432-1002001	MMI	36,297	0.18	0	0.00	6,434	0	42,731	0	42,731
37-8433-1001001	DDIF Instruction	0	0.00	14,233	0.16	2,522	0	16,755	0	16,755
37-8433-1002001	House Officer	5,816	0.13	0	0.00	1,032	0	6,848	0	6,848
37-8433-1002002	House Officer Psych Core Fac	18,921	0.19	0	0.00	3,353	0	22,274	0	22,274
37-8433-3001001	Clinical	468,661	4.87	0	0.00	83,065	0	551,726	0	551,726
37-8440-1002001	House Officer	90,292	1.09	20,732	0.40	19,677	0	130,701	0	130,701
37-8440-1002002	Rad Onc Medical Residency Program	49,000	0.52	43,498	0.18	16,394	0	108,892	0	108,892
37-8440-2001001	DDIF Research	149,072	1.45	40,916	0.46	33,673	0	223,661	0	223,661
37-8440-3001001	Clinical	1,280,441	7.21	60,193	0.26	237,611	0	1,578,245	0	1,578,245
37-8440-4001001	DDIF Administration	325,510	1.39	218,224	3.56	96,371	0	640,105	0	640,105
37-8450-1001001	DDIF Instruction	0	0.00	20,269	0.23	3,592	0	23,861	0	23,861
37-8450-1002001	House Officer	129,779	1.21	74,255	0.97	36,163	0	240,197	0	240,197
37-8450-1002002	Residents-Diagnostic Radiology	197,515	1.41	0	0.00	35,007	0	232,522	0	232,522
37-8450-2001001	DDIF Research	101,162	1.30	0	0.00	17,930	0	119,092	0	119,092
37-8450-3001001	Clinical	1,648,257	16.83	15,000	0.00	294,792	0	1,958,049	0	1,958,049
37-8450-4001001	DDIF Administration	0	0.00	144,749	2.71	25,655	0	170,404	0	170,404
37-8460-1001001	DDIF Instruction	0	0.00	37,470	0.28	6,640	0	44,110	0	44,110
37-8460-1002001	House Officer	85,787	0.89	70,717	1.50	27,739	0	184,243	0	184,243
37-8460-1002002	HO Sur-Gen Core Fund	309,806	4.29	0	0.00	54,909	0	364,715	0	364,715
37-8461-2001001	DDIF Research	76,028	0.86	47,300	0.00	21,859	0	145,187	0	145,187
37-8461-3001001	Clinical	241,625	3.50	85,039	0.00	57,898	0	384,562	0	384,562

COST OBJECT LISTING BY SUB PROGRAM
2018-2019GENERAL OPERATING BUDGET
UNIVERSITY OF NEBRASKA MEDICAL CENTER

SUBPROGRAM #/NAME: 84 College of Medicine Clinical

UNMC-Trust-Grant/Cont/Loan/End-738 Trust/Restricted

COST OBJECT		FACULTY Dollar	FACULTY FTE	NON FACULTY Dollar	NON FACULTY FTE	EMPLOYEE BENEFITS	PERSONAL SERVICE CREDITS	TOTAL PERSONAL SERVICES	TOTAL OPERATING EXPENSES	TOTAL
37-8461-4001001	DDIF Administration	35,706	0.13	128,937	3.00	29,182	0	193,825	0	193,825
37-8462-1002001	House Officer	107,463	0.94	12,001	0.25	21,173	0	140,637	0	140,637
37-8462-1002002	HO Sur - Core Fund	20,019	0.32	0	0.00	3,549	0	23,568	0	23,568
37-8462-3001001	Clinical	62,825	0.80	0	0.00	11,134	0	73,959	0	73,959
37-8463-3001001	Clinical	326,406	4.54	0	0.00	57,851	0	384,257	0	384,257
37-8463-4001001	DDIF Administration	0	0.00	25,000	0.00	4,431	0	29,431	0	29,431
37-8463-4001002	Surg-Card Research Overhead	0	0.00	16,235	0.25	2,878	0	19,113	0	19,113
37-8464-1002001	House Officer	64,049	0.72	35,552	0.47	17,652	0	117,253	0	117,253
37-8464-3001001	Clinical	178,347	3.00	0	0.00	31,610	0	209,957	0	209,957
37-8464-4001001	DDIF Administration	10,005	0.11	0	0.00	1,772	0	11,777	0	11,777
37-8465-1002001	House Officer	81,419	0.91	25,599	0.50	18,968	0	125,986	0	125,986
37-8465-1002002	HO Sur-Urol Core Fund	65,178	1.41	0	0.00	11,552	0	76,730	0	76,730
37-8465-2001001	DDIF Research	36,706	0.64	0	0.00	6,507	0	43,213	0	43,213
37-8465-3001001	Clinical	17,511	0.39	0	0.00	3,104	0	20,615	0	20,615
37-8465-4001001	DDIF Administration	0	0.00	25,000	0.00	4,431	0	29,431	0	29,431
37-8467-1002001	House Officer	76,793	1.00	24,002	0.50	17,865	0	118,660	0	118,660
37-8467-1002002	HO Sur-Plant Core Fund	37,370	0.50	0	0.00	6,622	0	43,992	0	43,992
37-8467-2001001	DDIF Research	7,960	0.08	0	0.00	1,411	0	9,371	0	9,371
37-8467-3001001	Clinical	231,553	2.59	0	0.00	41,040	0	272,593	0	272,593
37-8467-4001001	DDIF Administration	25,000	0.28	0	0.00	4,431	0	29,431	0	29,431
37-8468-1001001	DDIF Instruction	0	0.00	54,690	0.64	9,694	0	64,384	0	64,384
37-8468-1002001	House Officer	23,050	0.30	10,440	0.25	5,935	0	39,425	0	39,425
37-8468-2001001	DDIF Research	71,103	0.47	53,302	0.99	22,049	0	146,454	0	146,454
37-8468-3001001	Clinical	340,070	4.77	0	0.00	60,273	0	400,343	0	400,343
37-8468-4001001	DDIF Administration	25,000	0.25	225,035	5.05	44,315	0	294,350	0	294,350
37-8469-1002001	House Officer	73,818	1.00	12,001	0.25	15,211	0	101,030	0	101,030
37-8469-1002002	HO Sur-Vasc Core Fund	20,760	0.26	0	0.00	3,680	0	24,440	0	24,440
37-8469-2001001	DDIF Research	86,405	0.45	0	0.00	15,314	0	101,719	0	101,719
37-8469-3001001	Clinical	43,448	0.87	0	0.00	7,700	0	51,148	0	51,148
37-8469-4001001	DDIF Administration	0	0.00	83,503	2.00	14,801	0	98,304	0	98,304
37-8470-3001001	Clinical	399,344	5.56	0	0.00	70,778	0	470,122	0	470,122
37-8471-1002001	House Officer	19,750	0.22	27,316	0.50	8,342	0	55,408	0	55,408
37-8471-2001001	DDIF Research	0	0.00	17,873	0.25	3,168	0	21,041	0	21,041
37-8471-3001001	Clinical	191,237	2.73	0	0.00	33,894	0	225,131	0	225,131
37-8471-4001001	DDIF Administration	80,000	0.52	14,995	0.09	16,838	0	111,833	0	111,833
37-8480-1002001	House Officer	164,874	2.00	90,224	1.46	45,213	0	300,311	0	300,311
37-8480-1002002	House Officer Emer Med Core Fac	182,729	3.18	0	0.00	32,386	0	215,115	0	215,115
37-8480-2001001	DDIF Research	109,150	1.04	0	0.00	19,345	0	128,495	0	128,495
37-8480-3001001	Clinical	865,247	9.53	100,100	0.60	179,678	0	1,145,025	0	1,145,025
37-8480-3001002	Clinical Emer-Med Bellevue	241,200	6.00	0	0.00	42,750	0	283,950	0	283,950
37-8480-4001001	DDIF Administration	105,364	1.71	2,085	0.04	19,044	0	126,493	0	126,493
37-8485-1002001	Neurosurgery	99,099	0.74	54,697	1.00	27,259	0	181,055	0	181,055
37-8485-1002002	House Off Neurosurg Core Fac	129,500	1.85	0	0.00	22,954	0	152,454	0	152,454
37-8485-2001001	Neurosurgery	79,985	1.00	101,570	2.00	32,179	0	213,734	0	213,734
37-8485-3001001	Neurosurgery	203,738	3.04	0	0.00	36,110	0	239,848	0	239,848
37-8485-4001001	Neurosurgery	25,000	0.19	177,542	4.00	35,899	0	238,441	0	238,441
37-8490-1002001	Otolaryngology	20,320	0.45	0	0.00	3,601	0	23,921	0	23,921
37-8490-3001001	Physical Med & Rehab	17,460	0.39	0	0.00	3,095	0	20,555	0	20,555
37-8495-4001001	Clinical Ent - Dermatology	40,000	0.80	100,000	0.00	24,813	0	164,813	0	164,813
	TOTAL	**12,847,322**	**138.96**	**2,857,950**	**45.28**	**2,792,152**	**0**	**18,497,424**	**0**	**18,497,424**

COST OBJECT LISTING BY SUB PROGRAM
2018-2019GENERAL OPERATING BUDGET
UNIVERSITY OF NEBRASKA MEDICAL CENTER

	SUB PROGRAM TOTAL	**12,847,322**	**139**	**2,857,950**	**45**	**2,792,152**	**0**	**18,497,424**	**0**	**18,497,424**

SUBPROGRAM #/NAME: 96 Stores/Services

UNMC-Auxiliary-739 Auxiliaries & Services/Restricted

COST OBJECT		FACULTY Dollar	FACULTY FTE	NON FACULTY Dollar	NON FACULTY FTE	EMPLOYEE BENEFITS	PERSONAL SERVICE CREDITS	TOTAL PERSONAL SERVICES	TOTAL OPERATING EXPENSES	TOTAL
33-9605-0795	Eye Bank	0	0.00	417,658	7.00	89,061	0	506,719	622,370	1,129,089
33-9607-0236	Optical Shop	0	0.00	218,020	4.80	46,490	0	264,510	408,505	673,015
33-9696-0353	Medical Center Development Corp	0	0.00	83,878	0.50	17,886	0	101,764	0	101,764
33-9696-0354	Tech Dev UNMC Budget	0	0.00	934,474	10.60	199,265	0	1,133,739	0	1,133,739
33-9696-0355	UNeMed China	0	0.00	177,238	1.50	37,793	0	215,031	0	215,031
33-9696-0357	Technology Development	0	0.00	0	0.00	0	0	0	5,826	5,826
33-9696-0365	Advanced Surgical Technology	0	0.00	27,871	0.50	5,943	0	33,814	0	33,814
33-9696-0886	Child Care Center	0	0.00	652,723	23.00	139,186	0	791,909	22,775	814,684
	TOTAL	**0**	**0.00**	**2,511,862**	**47.90**	**535,624**	**0**	**3,047,486**	**1,059,476**	**4,106,962**
	SUB PROGRAM TOTAL	**0**	**0**	**2,511,862**	**48**	**535,624**	**0**	**3,047,486**	**1,059,476**	**4,106,962**

SUBPROGRAM #/NAME: 97 Clearing Centers

UNMC-Auxiliary-739 Auxiliaries & Services/Restricted

COST OBJECT		FACULTY Dollar	FACULTY FTE	NON FACULTY Dollar	NON FACULTY FTE	EMPLOYEE BENEFITS	PERSONAL SERVICE CREDITS	TOTAL PERSONAL SERVICES	TOTAL OPERATING EXPENSES	TOTAL
33-9705-0006	Purchased Utilities	0	0.00	0	0.00	0	0	0	61,924	61,924
33-9710-6975	Nursing Resources And Develpmt	16,934	0.10	0	0.00	3,612	0	20,546	0	20,546
33-9710-7055	Cancer Service Line	0	0.00	381,764	5.75	81,407	0	463,171	0	463,171
33-9710-7339	Clinical Nutrition	86,972	0.90	10,957	0.09	20,882	0	118,811	0	118,811
	TOTAL	**103,906**	**1.00**	**392,721**	**5.84**	**105,901**	**0**	**602,528**	**61,924**	**664,452**
	SUB PROGRAM TOTAL	**103,906**	**1**	**392,721**	**6**	**105,901**	**0**	**602,528**	**61,924**	**664,452**

SUBPROGRAM #/NAME: 98 Company Balance Sheets

UNMC-Federal Letter of Credit-736 Federal/Restricted

COST OBJECT		FACULTY Dollar	FACULTY FTE	NON FACULTY Dollar	NON FACULTY FTE	EMPLOYEE BENEFITS	PERSONAL SERVICE CREDITS	TOTAL PERSONAL SERVICES	TOTAL OPERATING EXPENSES	TOTAL
34-9899-0011011	Ant Awards-Instruction	0	0.00	0	0.00	0	0	0	19,599,980	19,599,980
34-9899-0022022	Ant Awards-Rsch Other	0	0.00	0	0.00	0	0	0	92,888,906	92,888,906
34-9899-0033033	Ant Awards - Community Service	0	0.00	0	0.00	0	0	0	3,298,528	3,298,528
34-9899-0060061	ANT AWARDS-INSTITUTIONAL ADMIN	0	0.00	0	0.00	0	0	0	2,608,440	2,608,440
	TOTAL	**0**	**0.00**	**0**	**0.00**	**0**	**0**	**0**	**118,395,854**	**118,395,854**

UNMC-Federal Advance-737 Federal/Restricted

COST OBJECT		FACULTY Dollar	FACULTY FTE	NON FACULTY Dollar	NON FACULTY FTE	EMPLOYEE BENEFITS	PERSONAL SERVICE CREDITS	TOTAL PERSONAL SERVICES	TOTAL OPERATING EXPENSES	TOTAL
35-9899-0021021	Ant Awards-Research Instr	0	0.00	0	0.00	0	0	0	6,160,063	6,160,063
	TOTAL	**0**	**0.00**	**0**	**0.00**	**0**	**0**	**0**	**6,160,063**	**6,160,063**

UNMC-Trust-Grant/Cont/Loan/End-738 Trust/Restricted

COST OBJECT		FACULTY Dollar	FACULTY FTE	NON FACULTY Dollar	NON FACULTY FTE	EMPLOYEE BENEFITS	PERSONAL SERVICE CREDITS	TOTAL PERSONAL SERVICES	TOTAL OPERATING EXPENSES	TOTAL
36-9899-0011011	Ant Awards - Instruction	0	0.00	0	0.00	0	0	0	49,784,839	49,784,839

COST OBJECT LISTING BY SUB PROGRAM
2018-2019GENERAL OPERATING BUDGET
UNIVERSITY OF NEBRASKA MEDICAL CENTER

SUBPROGRAM #/NAME: 98 Company Balance Sheets

UNMC-Trust-Grant/Cont/Loan/End-738 Trust/Restricted

COST OBJECT		FACULTY Dollar	FACULTY FTE	NON FACULTY Dollar	NON FACULTY FTE	EMPLOYEE BENEFITS	PERSONAL SERVICE CREDITS	TOTAL PERSONAL SERVICES	TOTAL OPERATING EXPENSES	TOTAL
36-9899-0022022	Ant Awards - Rsch Other	0	0.00	0	0.00	0	0	0	31,266,229	31,266,229
36-9899-0033033	Ant Awards - Community Svc	0	0.00	0	0.00	0	0	0	20,307,088	20,307,088
36-9899-0046046	Ant Awards-Academic Admin	0	0.00	0	0.00	0	0	0	5,628,657	5,628,657
36-9899-0054054	ANT Awards Student Services	0	0.00	0	0.00	0	0	0	28,789	28,789
36-9899-0060061	ANT AWARDS-INSTITUTIONAL ADMIN	0	0.00	0	0.00	0	0	0	390,365	390,365
36-9899-0081081	Ant Awards - Scholarships	0	0.00	0	0.00	0	0	0	2,096,125	2,096,125
	TOTAL	**0**	**0.00**	**0**	**0.00**	**0**	**0**	**0**	**109,502,092**	**109,502,092**

UNMC-Auxiliary-739 Auxiliaries & Services/Restricted

COST OBJECT		FACULTY Dollar	FACULTY FTE	NON FACULTY Dollar	NON FACULTY FTE	EMPLOYEE BENEFITS	PERSONAL SERVICE CREDITS	TOTAL PERSONAL SERVICES	TOTAL OPERATING EXPENSES	TOTAL
33-9813-0056	Accts Rec-Copy Center	0	0.00	0	0.00	0	0	0	56,000	56,000
33-9813-0255	Anatomical-Salaries	0	0.00	87,927	1.33	18,750	0	106,677	0	106,677
33-9813-1001	Vetro-Actorius Rsh	0	0.00	20,961	0.50	4,470	0	25,431	0	25,431
33-9899-0070	Ant Income Stores & Services	0	0.00	0	0.00	0	0	0	46,163,360	46,163,360
33-9899-0210	Ant Income-Research	0	0.00	0	0.00	0	0	0	26,062	26,062
33-9899-0910	Ant Inc Indep Operations	0	0.00	0	0.00	0	0	0	697,745	697,745
	TOTAL	**0**	**0.00**	**108,888**	**1.83**	**23,220**	**0**	**132,108**	**46,943,167**	**47,075,275**
	SUB PROGRAM TOTAL	**0**	**0**	**108,888**	**2**	**23,220**	**0**	**132,108**	**281,001,176**	**281,133,284**

COST OBJECT LISTING BY SUB PROGRAM
2018-2019GENERAL OPERATING BUDGET
UNIVERSITY OF NEBRASKA AT OMAHA

SUBPROGRAM #/NAME: 01 Academics Affairs

UNO-State General Fund-791 State & University Generated/Unrestricted

COST OBJECT		FACULTY Dollar	FACULTY FTE	NON FACULTY Dollar	NON FACULTY FTE	EMPLOYEE BENEFITS	PERSONAL SERVICE CREDITS	TOTAL PERSONAL SERVICES	TOTAL OPERATING EXPENSES	TOTAL
41-0101-0100	Sr V/C - Academic & Student Affairs	0	0.00	1,028,792	9.52	281,624	0	1,310,416	74,911	1,385,327
41-0101-0200	Assessment Office	0	0.00	0	0.00	0	0	0	59,651	59,651
41-0101-0300	Collective Bargaining Expense	0	0.00	0	0.00	0	0	0	34,965	34,965
41-0102-0100	Candidate Expense	0	0.00	0	0.00	0	0	0	13,739	13,739
41-0103-0100	Program Development Curriculum Review	0	0.00	0	0.00	0	0	0	12,996	12,996
41-0104-0100	Faculty Senate	13,000	0.50	41,575	1.00	13,972	0	68,547	6,560	75,107
41-0105-0100	Memberships	0	0.00	0	0.00	0	0	0	73,189	73,189
41-0107-0100	Institutional Effectiveness	0	0.00	561,258	7.00	143,689	0	704,947	31,344	736,291
41-0107-0200	Academic Accreditation	0	0.00	0	0.00	0	0	0	15,000	15,000
	TOTAL	**13,000**	**0.50**	**1,631,625**	**17.52**	**439,285**	**0**	**2,083,910**	**322,355**	**2,406,265**

UNO-Trust-Grant/Cont/Loan/End-798 Trust/Restricted

COST OBJECT		FACULTY Dollar	FACULTY FTE	NON FACULTY Dollar	NON FACULTY FTE	EMPLOYEE BENEFITS	PERSONAL SERVICE CREDITS	TOTAL PERSONAL SERVICES	TOTAL OPERATING EXPENSES	TOTAL
47-0101-2001100	UNF:Regents Professorships	10,000	0.00	0	0.00	0	0	10,000	0	10,000
47-0101-2002100	Jefferis Chr Of English	3,000	0.00	0	0.00	0	0	3,000	0	3,000
47-0101-2003100	Kayser Chair	10,000	0.00	0	0.00	0	0	10,000	0	10,000
47-0101-2004100	Kiewit Chair	20,000	0.00	0	0.00	0	0	20,000	0	20,000
47-0101-2006100	UNF:Ralph Wardle Prof-Arts & Sciences	3,000	0.00	0	0.00	0	0	3,000	0	3,000
47-0101-2007100	UNF:John Lucas Professorship-Bus Admin	5,000	0.00	0	0.00	0	0	5,000	0	5,000
47-0101-2008100	UNF:Paul Kennedy Prof-Education	3,000	0.00	0	0.00	0	0	3,000	0	3,000
47-0101-2009100	UNF:Edwin Clark Prof-Fine Arts	3,000	0.00	0	0.00	0	0	3,000	0	3,000
47-0101-2010100	UNF:David Scott Professorship-Cpacs	3,000	0.00	0	0.00	0	0	3,000	0	3,000
47-0101-2012100	UNF:William Hockett Professorship-Acctg	20,000	0.00	0	0.00	0	0	20,000	0	20,000
47-0101-2013100	UNF:James Earl Professorship Of Math	5,000	0.00	0	0.00	0	0	5,000	0	5,000
47-0101-2014100	Isaacson Chair	30,000	0.00	0	0.00	0	0	30,000	0	30,000
47-0101-2015100	UNF:Robert Reilly Prof-Communications	10,000	0.00	0	0.00	0	0	10,000	0	10,000
47-0101-2016100	UNF:Varner Professorship	10,000	0.00	0	0.00	0	0	10,000	0	10,000
47-0101-2017100	UNF: Nba Professor Of Banking	5,000	0.00	0	0.00	0	0	5,000	0	5,000
47-0101-2019100	UNF:Hollie Bethel Professor of Education	10,000	0.00	0	0.00	0	0	10,000	0	10,000
47-0101-2020100	UNF: Reynolds Professorship	10,000	0.00	0	0.00	0	0	10,000	0	10,000
47-0101-2021100	UNF:Durham Distinguished Professors Fund	30,000	0.00	0	0.00	0	0	30,000	0	30,000
47-0101-2022100	UNF: Spire Chair of Music	10,000	0.00	0	0.00	0	0	10,000	0	10,000
47-0101-2023100	UNF:Margaret Killian Diamond Prof-Educ	3,000	0.00	0	0.00	0	0	3,000	0	3,000
47-0101-2025100	UNF:Baright Professor of Real Estate	10,000	0.00	0	0.00	0	0	10,000	0	10,000
47-0101-2026100	UNF:Terry Haney Chair of Gerontology	15,000	0.00	0	0.00	0	0	15,000	0	15,000
47-0101-2029100	UNF:Marguerite Scribante Professorship	10,000	0.00	0	0.00	0	0	10,000	0	10,000
47-0101-2030100	UNF:Robert Ackerman Fellow of Community	5,000	0.00	0	0.00	0	0	5,000	0	5,000
47-0101-2031100	Thompson Scholars Learning Community	45,474	0.30	401,059	8.00	75,465	0	521,998	0	521,998
47-0101-2032100	UNF:Maury and Nancy Lipton Fund	12,000	0.00	0	0.00	0	0	12,000	0	12,000
47-0101-2033100	UNF:James R. Schumacher Trust Fund	10,000	0.00	0	0.00	0	0	10,000	0	10,000
47-0101-2035100	UNF:Union Pacific Chair of IS&T	30,000	0.00	0	0.00	0	0	30,000	0	30,000
47-0101-2036100	UNF:Dr. George&Sally Haddix Chair STEM	25,000	0.00	0	0.00	0	0	25,000	0	25,000
47-0101-2037100	UNF:FirsTier Visiting Professorship IS&T	40,000	0.00	0	0.00	0	0	40,000	0	40,000
47-0101-2038100	UNF:Dr. George Haddix Chair in Math	20,000	0.00	0	0.00	0	0	20,000	0	20,000
47-0101-2039100	UNF:L&F Blumkin Professorship Holocaust	8,000	0.00	0	0.00	0	0	8,000	0	8,000
47-0101-2040100	UNF:John Langan Professorship Early Chil	10,000	0.00	0	0.00	0	0	10,000	0	10,000
47-0101-2041100	UNF:Blue Cross Blue Shield Chair	20,000	0.00	0	0.00	0	0	20,000	0	20,000
47-0101-2043100	UNF:Haddix Community Chair In Science	22,500	0.00	0	0.00	0	0	22,500	0	22,500
47-0101-2044100	UNF:S&F Khan Professorship of Biology	5,000	0.00	0	0.00	0	0	5,000	0	5,000

COST OBJECT LISTING BY SUB PROGRAM
2018-2019GENERAL OPERATING BUDGET
UNIVERSITY OF NEBRASKA AT OMAHA

SUBPROGRAM #/NAME: 01 Academics Affairs

UNO-Trust-Grant/Cont/Loan/End-798 Trust/Restricted

COST OBJECT		FACULTY Dollar	FACULTY FTE	NON FACULTY Dollar	NON FACULTY FTE	EMPLOYEE BENEFITS	PERSONAL SERVICE CREDITS	TOTAL PERSONAL SERVICES	TOTAL OPERATING EXPENSES	TOTAL
47-0101-2045100	UNF:Leo Missinne Professor Gerontology	5,000	0.00	0	0.00	0	0	5,000	0	5,000
47-0101-2046100	UNF:Dist. Research Chair in Biomechanics	20,000	0.00	0	0.00	0	0	20,000	0	20,000
47-0101-2047100	UNF:Dist Director Service Learning	0	0.00	20,000	0.00	0	0	20,000	0	20,000
47-0101-2048100	UNF:John Morgan Chair Inn,Entre&Franch	20,000	0.00	0	0.00	0	0	20,000	0	20,000
47-0101-2051100	UNF:Cheryl Prewett Clark Professorship	5,000	0.00	0	0.00	0	0	5,000	0	5,000
47-0101-2052100	UNF:Dr. Chuck Powell Professorship	3,000	0.00	0	0.00	0	0	3,000	0	3,000
47-0101-2053100	UNF:Haddix Comm Chair Physical Science	22,500	0.00	0	0.00	0	0	22,500	0	22,500
47-0101-2054100	UNF:Goldstein Comm Chair in Human Rights	20,000	0.00	0	0.00	0	0	20,000	0	20,000
	TOTAL	**586,474**	**0.30**	**421,059**	**8.00**	**75,465**	**0**	**1,082,998**	**0**	**1,082,998**
	SUB PROGRAM TOTAL	**599,474**	**1**	**2,052,684**	**26**	**514,750**	**0**	**3,166,908**	**322,355**	**3,489,263**

SUBPROGRAM #/NAME: 03 College of Public Affairs and Community Services

UNO-State General Fund-791 State & University Generated/Unrestricted

COST OBJECT		FACULTY Dollar	FACULTY FTE	NON FACULTY Dollar	NON FACULTY FTE	EMPLOYEE BENEFITS	PERSONAL SERVICE CREDITS	TOTAL PERSONAL SERVICES	TOTAL OPERATING EXPENSES	TOTAL
41-0301-0100	CPACS - Dean	0	0.00	514,821	4.72	131,802	0	646,623	11,912	658,535
41-0302-0100	CPACS - General	0	0.00	1,673	0.00	116	0	1,789	0	1,789
41-0302-0300	CPACS - Travel	0	0.00	0	0.00	0	0	0	2,563	2,563
41-0302-1400	CPACS Distance Education	0	0.00	0	0.00	0	0	0	630,426	630,426
41-0305-0100	Center for Public Affairs Rsch	71,132	0.65	75,578	0.75	37,560	0	184,270	12,741	197,011
41-0305-0200	Nebraska Policy Research	0	0.00	114,468	1.85	29,306	0	143,774	439	144,213
41-0305-0300	Labor Studies Institute	154,889	2.00	0	0.00	39,655	0	194,544	37,303	231,847
41-0306-0100	Criminal Justice	1,820,920	19.40	646,075	10.35	615,653	0	3,082,648	93,489	3,176,137
41-0306-0300	Juvenile Justice Institute	62,398	0.68	30,525	0.85	23,789	0	116,712	25,754	142,466
41-0306-0500	Nebraska Center for Justice Research	69,699	0.51	75,433	1.66	29,414	0	174,546	41,792	216,338
41-0306-1400	Criminal Justice Distance Ed	70,000	1.00	21,517	0.52	23,431	0	114,948	0	114,948
41-0307-0100	Aviation Institute	442,148	6.00	144,261	2.98	142,993	0	729,402	75,959	805,361
41-0308-0100	Public Administration	1,265,474	14.18	392,284	6.21	421,064	0	2,078,822	16,831	2,095,653
41-0308-0300	Masters of Public Health	0	0.00	0	0.00	0	0	0	566	566
41-0308-0400	Emergency Management	324,787	5.00	54,460	1.00	97,093	0	476,340	6,687	483,027
41-0308-0410	Tribal Emergency Management	96,305	1.57	22,340	0.50	30,375	0	149,020	6,000	155,020
41-0308-0600	Public Administration - NSGC	0	0.00	98,490	1.00	25,215	0	123,705	0	123,705
41-0309-0100	Gerontology	476,389	5.40	173,587	2.51	161,732	0	811,708	15,399	827,107
41-0309-0200	POE - Health Gerontologist	61,826	1.00	0	0.00	15,829	0	77,655	0	77,655
41-0309-1400	Gerontology Distance Education	0	0.00	47,719	1.09	12,217	0	59,936	0	59,936
41-0310-0100	Social Work	1,082,223	15.90	466,388	9.07	410,393	0	1,959,004	47,711	2,006,715
41-0310-1500	POE - SW Graduate Education	100,790	1.00	0	0.00	25,804	0	126,594	0	126,594
41-0311-0100	Low Income Support-Goodrich	473,049	5.90	259,352	4.70	172,936	0	905,337	23,100	928,437
	TOTAL	**6,572,029**	**80.19**	**3,138,971**	**49.76**	**2,446,377**	**0**	**12,157,377**	**1,048,672**	**13,206,049**

UNO-State General Fund-791 Revolving/Designated

COST OBJECT		FACULTY Dollar	FACULTY FTE	NON FACULTY Dollar	NON FACULTY FTE	EMPLOYEE BENEFITS	PERSONAL SERVICE CREDITS	TOTAL PERSONAL SERVICES	TOTAL OPERATING EXPENSES	TOTAL
42-0302-0100	CPACS - Technology Fee	0	0.00	71,131	2.03	29,129	0	100,260	106,995	207,255
42-0302-0500	CPACS - Distance Education Fee	0	0.00	0	0.00	0	0	0	760,456	760,456
42-0306-9015	FLP - Criminal Justice London Trip	5,000	0.00	0	0.00	1,426	0	6,426	273,574	280,000
42-0307-0300	Adv Simulatn Facility/Aviation Rsrc Cntr	0	0.00	0	0.00	0	0	0	57,000	57,000
42-0308-0100	Municipal Clerks Training	16,475	0.22	7,464	0.40	5,554	0	29,493	61,507	91,000

COST OBJECT LISTING BY SUB PROGRAM
2018-2019GENERAL OPERATING BUDGET
UNIVERSITY OF NEBRASKA AT OMAHA

SUBPROGRAM #/NAME: 03 College of Public Affairs and Community Services

UNO-State General Fund-791 Revolving/Designated

COST OBJECT		FACULTY Dollar	FACULTY FTE	NON FACULTY Dollar	NON FACULTY FTE	EMPLOYEE BENEFITS	PERSONAL SERVICE CREDITS	TOTAL PERSONAL SERVICES	TOTAL OPERATING EXPENSES	TOTAL
42-0308-0300	Aviation Fee	0	0.00	0	0.00	0	0	0	29,000	29,000
42-0310-0300	Social Work - Distance Education Fee	0	0.00	27,000	0.75	7,920	0	34,920	0	34,920
42-0310-0400	SW - Service Contracts - Harder	0	0.00	25,883	0.50	136	0	26,019	100,981	127,000
	TOTAL	**21,475**	**0.22**	**131,478**	**3.68**	**44,165**	**0**	**197,118**	**1,389,513**	**1,586,631**

UNO-Federal Letter of Credit-796 Federal/Restricted

COST OBJECT		FACULTY Dollar	FACULTY FTE	NON FACULTY Dollar	NON FACULTY FTE	EMPLOYEE BENEFITS	PERSONAL SERVICE CREDITS	TOTAL PERSONAL SERVICES	TOTAL OPERATING EXPENSES	TOTAL
44-0307-1012201	NASA: Neb Space Grant	0	0.00	113,007	2.00	22,036	0	135,043	0	135,043
	TOTAL	**0**	**0.00**	**113,007**	**2.00**	**22,036**	**0**	**135,043**	**0**	**135,043**

UNO-Trust-Grant/Cont/Loan/End-798 Trust/Restricted

COST OBJECT		FACULTY Dollar	FACULTY FTE	NON FACULTY Dollar	NON FACULTY FTE	EMPLOYEE BENEFITS	PERSONAL SERVICE CREDITS	TOTAL PERSONAL SERVICES	TOTAL OPERATING EXPENSES	TOTAL
46-0305-1005100	UNK: NDOR/FTA Rural Tran 12/21	0	0.00	146,002	3.00	24,674	0	170,676	0	170,676
46-0306-1088100	Lancaster Co: Reentry Project	29,202	0.32	0	0.00	4,935	0	34,137	0	34,137
47-0306-2004100	UNF:John Morgan Fund	51,082	0.49	78,646	1.65	0	0	129,728	0	129,728
47-0307-2002100	UNF:Aviation Institute Professorship	6,500	0.00	0	0.00	0	0	6,500	0	6,500
47-0309-2011100	UNF:Terry Haney Fund for Gerontology	16,714	0.25	0	0.00	0	0	16,714	0	16,714
47-0309-2012100	UNF:Vetter Foundation for Gerontology	9,802	0.14	0	0.00	0	0	9,802	0	9,802
	TOTAL	**113,300**	**1.20**	**224,648**	**4.65**	**29,609**	**0**	**367,557**	**0**	**367,557**
	SUB PROGRAM TOTAL	**6,706,804**	**82**	**3,608,104**	**60**	**2,542,187**	**0**	**12,857,095**	**2,438,185**	**15,295,280**

SUBPROGRAM #/NAME: 05 College of Arts and Sciences

UNO-State General Fund-791 State & University Generated/Unrestricted

COST OBJECT		FACULTY Dollar	FACULTY FTE	NON FACULTY Dollar	NON FACULTY FTE	EMPLOYEE BENEFITS	PERSONAL SERVICE CREDITS	TOTAL PERSONAL SERVICES	TOTAL OPERATING EXPENSES	TOTAL
41-0501-0100	Dean Arts & Sciences	0	0.00	531,526	5.52	134,257	0	665,783	30,270	696,053
41-0502-0100	Arts & Science General	152,102	5.31	1,443,717	33.36	212,821	0	1,808,640	4,276	1,812,916
41-0502-0400	Arts & Sciences - Animal Care	0	0.00	0	0.00	0	0	0	14,422	14,422
41-0502-0600	Radiological H & S	0	0.00	0	0.00	0	0	0	944	944
41-0502-0670	Health Careers Resource Center	10,000	0.00	45,321	1.00	14,164	0	69,485	0	69,485
41-0502-0700	OLLAS-Latino & Latin American Studies	0	0.00	1,159	0.06	80	0	1,239	11,566	12,805
41-0502-0800	Native American Studies	3,600	0.00	18,314	0.56	5,394	0	27,308	2,080	29,388
41-0502-0900	Women & Gender Studies	8,000	0.00	19,695	0.56	6,874	0	34,569	5,156	39,725
41-0502-1010	Faculty Travel	0	0.00	0	0.00	0	0	0	49,167	49,167
41-0502-1100	Math/Science Center	50,067	0.75	39,378	1.31	15,546	0	104,991	27,482	132,473
41-0502-1400	Arts & Sciences Distance Education	32,833	0.50	61,538	1.33	24,159	0	118,530	963,636	1,082,166
41-0505-0100	Biology	1,797,713	26.90	301,276	6.87	571,516	0	2,670,505	80,603	2,751,108
41-0505-0300	Environmental Studies Program	3,600	0.00	2,656	0.00	1,106	0	7,362	1,673	9,035
41-0505-0400	Glacier Creek Preserve	0	0.00	36,630	1.00	9,379	0	46,009	4,179	50,188
41-0505-0500	Allwine Radiological Safety	0	0.00	0	0.00	0	0	0	2,514	2,514
41-0505-0600	POE - UNO/UNMC Biomedical Research Pgm	0	0.00	62,943	0.93	4,363	0	67,306	18,400	85,706
41-0505-1500	POE - Biology Neuroscience	65,490	1.00	0	0.00	16,766	0	82,256	0	82,256
41-0506-0100	Black Studies	366,806	5.40	91,214	1.68	115,476	0	573,496	4,571	578,067
41-0507-0100	Chemistry	957,122	15.65	155,665	3.37	300,760	0	1,413,547	43,303	1,456,850
41-0508-0100	English	1,715,410	27.90	143,528	2.46	507,357	0	2,366,295	29,473	2,395,768

COST OBJECT LISTING BY SUB PROGRAM
2018-2019GENERAL OPERATING BUDGET
UNIVERSITY OF NEBRASKA AT OMAHA

SUBPROGRAM #/NAME: 05 College of Arts and Sciences

UNO-State General Fund-791 State & University Generated/Unrestricted

COST OBJECT		FACULTY Dollar	FACULTY FTE	NON FACULTY Dollar	NON FACULTY FTE	EMPLOYEE BENEFITS	PERSONAL SERVICE CREDITS	TOTAL PERSONAL SERVICES	TOTAL OPERATING EXPENSES	TOTAL
41-0508-0300	English - Writing Center	0	0.00	49,012	2.35	3,397	0	52,409	19,943	72,352
41-0510-0100	Foreign Languages	873,694	13.55	104,068	1.60	248,834	0	1,226,596	16,764	1,243,360
41-0511-0100	Geography	869,886	11.40	154,902	2.60	279,842	0	1,304,630	24,197	1,328,827
41-0511-0300	Geology Field Travel	0	0.00	0	0.00	0	0	0	5,297	5,297
41-0512-0100	History	968,476	14.40	99,441	1.66	291,029	0	1,358,946	19,544	1,378,490
41-0514-0100	Mathematics	1,715,719	22.33	249,896	6.41	512,797	0	2,478,412	38,982	2,517,394
41-0514-0300	POE - Mathematics Data Science	68,941	1.00	0	0.00	17,649	0	86,590	0	86,590
41-0515-0100	Philosophy	493,089	6.40	69,814	1.10	143,368	0	706,271	5,666	711,937
41-0515-1000	Religion	423,829	6.40	68,742	1.10	125,363	0	617,934	5,667	623,601
41-0516-0100	Physics	662,450	8.90	163,505	3.06	208,393	0	1,034,348	16,647	1,050,995
41-0517-0100	Political Science	655,823	9.90	90,382	1.70	189,272	0	935,477	10,172	945,649
41-0518-0100	Psychology	1,613,042	20.40	203,319	4.19	495,553	0	2,311,914	29,980	2,341,894
41-0519-0100	Sociology	1,016,027	14.40	93,357	1.79	301,933	0	1,411,317	30,496	1,441,813
	TOTAL	**14,523,719**	**212.49**	**4,300,998**	**87.57**	**4,757,448**	**0**	**23,582,165**	**1,517,070**	**25,099,235**

UNO-State General Fund-791 Revolving/Designated

COST OBJECT		FACULTY Dollar	FACULTY FTE	NON FACULTY Dollar	NON FACULTY FTE	EMPLOYEE BENEFITS	PERSONAL SERVICE CREDITS	TOTAL PERSONAL SERVICES	TOTAL OPERATING EXPENSES	TOTAL
42-0502-0100	A&S - Technology Fee	0	0.00	120,640	1.55	44,923	0	165,563	304,321	469,884
42-0502-0500	A&S - Distance Education Fee	37,017	0.50	44,872	1.00	35,653	0	117,542	440,152	557,694
42-0505-0200	Biology Lab Fee	0	0.00	0	0.00	0	0	0	48,000	48,000
42-0505-0400	Neuroscience Lab	0	0.00	0	0.00	0	0	0	8,159	8,159
42-0505-0900	Biology Dual Enrollment Program	0	0.00	21,371	0.50	11,691	0	33,062	1,840	34,902
42-0507-0100	Chemistry Lab Fee	0	0.00	0	0.00	0	0	0	59,000	59,000
42-0508-0100	English Reading Lab Fee	0	0.00	0	0.00	0	0	0	425	425
42-0508-0400	Composition Computer Fee	0	0.00	0	0.00	0	0	0	4,600	4,600
42-0508-0500	English Dual Enrollment Program	0	0.00	8,664	0.20	12,681	0	21,345	6,792	28,137
42-0510-0100	Foreign Language Lab Fee	0	0.00	0	0.00	0	0	0	1,400	1,400
42-0511-0200	Geology Lab/Field Trip	0	0.00	0	0.00	0	0	0	6,200	6,200
42-0511-0300	Geography Lab/Field Trip	0	0.00	0	0.00	0	0	0	7,000	7,000
42-0512-0800	Western History Association	0	0.00	7,604	0.17	3,516	0	11,120	30,414	41,534
42-0514-0100	Mathematics Lab Fee	0	0.00	0	0.00	0	0	0	13,000	13,000
42-0516-0100	Physics - Special Materials	0	0.00	0	0.00	0	0	0	9,000	9,000
42-0516-0400	Planetarium	0	0.00	15,500	0.60	3,354	0	18,854	20,146	39,000
42-0516-0500	Science Store	0	0.00	0	0.00	0	0	0	10,000	10,000
42-0516-0600	Summer Camps	0	0.00	197,562	0.50	33,719	0	231,281	271,719	503,000
42-0518-0100	Psychology Lab Fees	0	0.00	0	0.00	0	0	0	13,000	13,000
	TOTAL	**37,017**	**0.50**	**416,213**	**4.52**	**145,537**	**0**	**598,767**	**1,255,168**	**1,853,935**

UNO-Trust-Grant/Cont/Loan/End-798 Trust/Restricted

COST OBJECT		FACULTY Dollar	FACULTY FTE	NON FACULTY Dollar	NON FACULTY FTE	EMPLOYEE BENEFITS	PERSONAL SERVICE CREDITS	TOTAL PERSONAL SERVICES	TOTAL OPERATING EXPENSES	TOTAL
46-0505-2006100	UNF:Teacher-Researcher Partnerships	0	0.00	21,371	0.50	3,612	0	24,983	0	24,983
46-0518-1029202	UNMC: Great Plains IDeA-Stergiou 6/17	0	0.00	61,709	1.00	10,429	0	72,138	0	72,138
46-0519-0013100	MSS:ExecDirector 12/18	0	0.00	56,949	1.00	9,625	0	66,574	0	66,574
47-0501-2001100	UNF:N&H Schwalb Center for Israel&Jewish	7,500	0.00	11,412	0.34	0	0	18,912	0	18,912
47-0501-2008100	UNF:Gordman Faculty Fellowship	15,000	0.00	0	0.00	0	0	15,000	0	15,000
47-0502-2015100	UNF:Sherwood Foundation for UNO OLLAS	0	0.00	32,426	1.08	5,479	0	37,905	0	37,905
47-0502-2020100	UNF:OLLAS Community Engagement Fund	0	0.00	38,501	1.00	6,507	0	45,008	0	45,008
47-0512-2002203	UNF:Martin Prof of West American History	4,500	0.00	0	0.00	0	0	4,500	0	4,500

COST OBJECT LISTING BY SUB PROGRAM
2018-2019GENERAL OPERATING BUDGET
UNIVERSITY OF NEBRASKA AT OMAHA

SUBPROGRAM #/NAME: 05 College of Arts and Sciences

UNO-Trust-Grant/Cont/Loan/End-798 Trust/Restricted

COST OBJECT		FACULTY Dollar	FACULTY FTE	NON FACULTY Dollar	NON FACULTY FTE	EMPLOYEE BENEFITS	PERSONAL SERVICE CREDITS	TOTAL PERSONAL SERVICES	TOTAL OPERATING EXPENSES	TOTAL
47-0512-2002204	UNF:Martin Prof of History	4,500	0.00	0	0.00	0	0	4,500	0	4,500
47-0516-2001100	Milo Bail Chair Of Physics	10,000	0.00	0	0.00	0	0	10,000	0	10,000
	TOTAL	**41,500**	**0.00**	**222,368**	**4.92**	**35,652**	**0**	**299,520**	**0**	**299,520**
	SUB PROGRAM TOTAL	**14,602,236**	**213**	**4,939,579**	**97**	**4,938,637**	**0**	**24,480,452**	**2,772,238**	**27,252,690**

SUBPROGRAM #/NAME: 06 College of Business Administration

UNO-State General Fund-791 State & University Generated/Unrestricted

COST OBJECT		FACULTY Dollar	FACULTY FTE	NON FACULTY Dollar	NON FACULTY FTE	EMPLOYEE BENEFITS	PERSONAL SERVICE CREDITS	TOTAL PERSONAL SERVICES	TOTAL OPERATING EXPENSES	TOTAL
41-0601-0100	Dean College of Business Administration	0	0.00	627,862	6.63	160,165	0	788,027	22,960	810,987
41-0602-0100	Business Administration - General	5,731,484	49.78	1,459,490	23.59	1,881,947	0	9,072,921	174,084	9,247,005
41-0602-0200	Business Administration - Travel	0	0.00	0	0.00	0	0	0	33,287	33,287
41-0602-0600	CBA Differential - Personnel	1,018,146	13.25	380,951	7.70	364,978	0	1,764,075	59,868	1,823,943
41-0602-0700	CBA Differential - Support	0	0.00	25,436	1.36	1,763	0	27,199	0	27,199
41-0602-1400	Business Distance Education	0	0.00	50,016	1.00	12,806	0	62,822	340,746	403,568
41-0606-0100	Nebraska Business Development Center	0	0.00	477,367	6.57	122,214	0	599,581	98,892	698,473
41-0606-0101	NBDC Improvement Funds	55,363	0.45	41,417	0.75	24,778	0	121,558	796	122,354
41-0608-0200	POE Business Analytics	46,404	0.50	0	0.00	11,880	0	58,284	0	58,284
41-0610-0300	POE - Supply Chain Management	89,112	0.72	0	0.00	22,814	0	111,926	0	111,926
	TOTAL	**6,940,509**	**64.70**	**3,062,539**	**47.60**	**2,603,345**	**0**	**12,606,393**	**730,633**	**13,337,026**

UNO-State General Fund-791 Revolving/Designated

COST OBJECT		FACULTY Dollar	FACULTY FTE	NON FACULTY Dollar	NON FACULTY FTE	EMPLOYEE BENEFITS	PERSONAL SERVICE CREDITS	TOTAL PERSONAL SERVICES	TOTAL OPERATING EXPENSES	TOTAL
42-0602-0100	CBA - Technology Fee	0	0.00	11,119	0.15	2,647	0	13,766	181,217	194,983
42-0602-0150	CBA Career Fair	0	0.00	1,703	0.04	9	0	1,712	18,288	20,000
42-0602-0600	CBA - Distance Education Fee	0	0.00	0	0.00	0	0	0	250,464	250,464
42-0602-0900	Business Administration Lab Fee	0	0.00	0	0.00	0	0	0	4,500	4,500
42-0602-1200	Commerce and Applied Behavioral Lab	0	0.00	0	0.00	0	0	0	24,000	24,000
42-0605-0100	Executive MBA Program	0	0.00	232,224	3.53	80,052	0	312,276	387,724	700,000
42-0605-0200	Executive Education	71,226	0.00	37,398	1.00	20,437	0	129,061	70,939	200,000
42-0606-0200	NBDC Training	55,378	0.00	395,760	7.00	116,531	0	567,669	382,331	950,000
42-0607-0200	Accounting & Statistics Lab Fee	0	0.00	0	0.00	0	0	0	25,000	25,000
42-0608-0400	Real Estate Investments	0	0.00	0	0.00	0	0	0	1,500	1,500
42-0609-0400	Financial Management	0	0.00	0	0.00	0	0	0	11,800	11,800
42-0609-0500	Financial Markets	0	0.00	0	0.00	0	0	0	32,000	32,000
42-0610-0400	Management Lab Fee	0	0.00	0	0.00	0	0	0	11,000	11,000
	TOTAL	**126,604**	**0.00**	**678,204**	**11.72**	**219,676**	**0**	**1,024,484**	**1,400,763**	**2,425,247**

UNO-Federal Advance-797 Federal/Restricted

COST OBJECT		FACULTY Dollar	FACULTY FTE	NON FACULTY Dollar	NON FACULTY FTE	EMPLOYEE BENEFITS	PERSONAL SERVICE CREDITS	TOTAL PERSONAL SERVICES	TOTAL OPERATING EXPENSES	TOTAL
45-0606-1089100	EPA: Diffusion of Innovat P2 9/19	46,843	0.37	23,720	0.30	13,761	0	84,324	0	84,324
45-0606-1090100	SBA: FAST 9/17	0	0.00	58,577	1.00	11,423	0	70,000	0	70,000
45-0606-1091100	DoD: PTAC 12/17	0	0.00	422,872	7.81	82,460	0	505,332	0	505,332
45-0606-1092100	SBDC: Coop Agreement 12/18	22,031	0.18	151,960	1.62	33,929	0	207,920	0	207,920
45-0606-1093100	SBA: FAST 9/18	0	0.00	6,512	0.12	1,270	0	7,782	0	7,782

COST OBJECT LISTING BY SUB PROGRAM
2018-2019GENERAL OPERATING BUDGET
UNIVERSITY OF NEBRASKA AT OMAHA

SUBPROGRAM #/NAME: 06 College of Business Administration

	TOTAL	**68,874**	**0.55**	**663,641**	**10.85**	**142,843**	**0**	**875,358**	**0**	**875,358**

UNO-Trust-Grant/Cont/Loan/End-798 Trust/Restricted

COST OBJECT		FACULTY Dollar	FACULTY FTE	NON FACULTY Dollar	NON FACULTY FTE	EMPLOYEE BENEFITS	PERSONAL SERVICE CREDITS	TOTAL PERSONAL SERVICES	TOTAL OPERATING EXPENSES	TOTAL
47-0601-2002100	UNF:Carl Mammel UNO CBA Excellence Dea	10,000	0.00	0	0.00	0	0	10,000	0	10,000
47-0602-2002100	UNF:Wy & Gt Lindley Fund	5,000	0.00	0	0.00	0	0	5,000	0	5,000
47-0602-2003100	UNF:Noddle Distnd Prof Management	10,000	0.00	0	0.00	0	0	10,000	0	10,000
47-0602-2004100	UNF:CBA Distinguished Professorship	10,000	0.00	0	0.00	0	0	10,000	0	10,000
47-0602-2005100	UNF:Dist Alumni Prof Of Accounting	10,000	0.00	0	0.00	0	0	10,000	0	10,000
47-0602-2006100	UNF:Union Pacific Prof Of Acctg	5,000	0.00	0	0.00	0	0	5,000	0	5,000
47-0602-2007100	Spencer Accounting Professorship	6,000	0.00	0	0.00	0	0	6,000	0	6,000
47-0602-2011100	UNF: Cloud Prof of Investment Sciences	10,000	0.00	0	0.00	0	0	10,000	0	10,000
47-0602-2042100	UNF:UNO CBA Real Estate Excellence Fund	10,000	0.00	0	0.00	0	0	10,000	0	10,000
	TOTAL	**76,000**	**0.00**	**0**	**0.00**	**0**	**0**	**76,000**	**0**	**76,000**
	SUB PROGRAM TOTAL	**7,211,987**	**65**	**4,404,384**	**70**	**2,965,864**	**0**	**14,582,235**	**2,131,396**	**16,713,631**

SUBPROGRAM #/NAME: 07 College of Communication, Fine Arts and Media

UNO-State General Fund-791 State & University Generated/Unrestricted

COST OBJECT		FACULTY Dollar	FACULTY FTE	NON FACULTY Dollar	NON FACULTY FTE	EMPLOYEE BENEFITS	PERSONAL SERVICE CREDITS	TOTAL PERSONAL SERVICES	TOTAL OPERATING EXPENSES	TOTAL
41-0701-0100	Dean CFAM	0	0.00	501,061	4.00	128,280	0	629,341	32,230	661,571
41-0702-0100	CFAM General	344,886	1.00	207,476	5.60	88,896	0	641,258	46,672	687,930
41-0702-1400	CFAM Distance Education	0	0.00	123,758	3.00	31,684	0	155,442	398,834	554,276
41-0704-0100	School of the Arts - Director	0	0.00	67,952	0.60	17,397	0	85,349	21,530	106,879
41-0705-0100	Art and Art History	887,919	15.40	43,067	0.60	235,349	0	1,166,335	15,748	1,182,083
41-0705-0200	Fine Arts Press	41,519	0.50	0	0.00	10,631	0	52,150	1,763	53,913
41-0705-0300	Art - Gallery	0	0.00	0	0.00	0	0	0	8,350	8,350
41-0705-0400	Art and Art History Equipment Replacemnt	0	0.00	0	0.00	0	0	0	15,000	15,000
41-0706-0100	Music	1,052,258	18.10	243,540	4.89	341,267	0	1,637,065	71,457	1,708,522
41-0706-0200	Band	0	0.00	0	0.00	0	0	0	10,254	10,254
41-0706-0300	Marching/Pep Bands	0	0.00	0	0.00	0	0	0	59,219	59,219
41-0706-0400	Choir	0	0.00	0	0.00	0	0	0	6,500	6,500
41-0706-0500	Band Replacement	0	0.00	0	0.00	0	0	0	9,463	9,463
41-0707-0100	Theatre	468,731	6.80	67,037	0.93	134,627	0	670,395	12,083	682,478
41-0707-0200	Theatre - Production	0	0.00	0	0.00	0	0	0	19,655	19,655
41-0708-0100	Writers Workshop	253,685	3.40	45,843	0.60	70,109	0	369,637	4,594	374,231
41-0708-0200	Writers Workshop - Student Activities	0	0.00	0	0.00	0	0	0	3,651	3,651
41-0708-1400	MFAW Distance Education	0	0.00	43,108	1.00	11,036	0	54,144	0	54,144
41-0720-0100	Communication	1,827,513	27.47	321,907	6.93	551,461	0	2,700,881	33,025	2,733,906
41-0720-0300	Forensics	0	0.00	1,929	0.10	134	0	2,063	39,077	41,140
41-0720-0400	Communication - Speech Center	44,775	1.00	13,593	0.33	12,405	0	70,773	15,343	86,116
41-0730-0100	Television	0	0.00	256,841	4.35	64,530	0	321,371	14,219	335,590
41-0731-0100	Radio	0	0.00	439,000	9.70	110,064	0	549,064	28,668	577,732
	TOTAL	**4,921,286**	**73.67**	**2,376,112**	**42.63**	**1,807,870**	**0**	**9,105,268**	**867,335**	**9,972,603**

UNO-State General Fund-791 Revolving/Designated

COST OBJECT		FACULTY Dollar	FACULTY FTE	NON FACULTY Dollar	NON FACULTY FTE	EMPLOYEE BENEFITS	PERSONAL SERVICE CREDITS	TOTAL PERSONAL SERVICES	TOTAL OPERATING EXPENSES	TOTAL
42-0702-0100	CFAM - Technology Fee	0	0.00	67,294	1.75	18,026	0	85,320	67,850	153,170
42-0702-0400	CFAM - Distance Education Fee	0	0.00	0	0.00	0	0	0	272,122	272,122

COST OBJECT LISTING BY SUB PROGRAM
2018-2019GENERAL OPERATING BUDGET
UNIVERSITY OF NEBRASKA AT OMAHA

SUBPROGRAM #/NAME: 07 College of Communication, Fine Arts and Media

UNO-State General Fund-791 Revolving/Designated

COST OBJECT		FACULTY Dollar	FACULTY FTE	NON FACULTY Dollar	NON FACULTY FTE	EMPLOYEE BENEFITS	PERSONAL SERVICE CREDITS	TOTAL PERSONAL SERVICES	TOTAL OPERATING EXPENSES	TOTAL
42-0702-0500	Cultural Enrichment Fee	0	0.00	69,142	1.44	15,951	0	85,093	154,907	240,000
42-0705-0100	Ceramic Program Revolving	0	0.00	0	0.00	0	0	0	3,600	3,600
42-0705-0200	Sculpture Lab Fees	0	0.00	0	0.00	0	0	0	20,000	20,000
42-0705-0300	Art Program Revolving	0	0.00	0	0.00	0	0	0	420	420
42-0705-0400	Printmaking Lab Fees	0	0.00	0	0.00	0	0	0	10,000	10,000
42-0705-0500	Art Slide Usage Fee	0	0.00	0	0.00	0	0	0	10,000	10,000
42-0705-0600	Book Lab Fees	0	0.00	0	0.00	0	0	0	6,000	6,000
42-0705-0700	Printermakers-In-Resident	0	0.00	0	0.00	0	0	0	3,000	3,000
42-0705-1100	Art Education Lab Fees	0	0.00	0	0.00	0	0	0	6,000	6,000
42-0705-1200	Foundation Course Lab Fees	0	0.00	0	0.00	0	0	0	4,600	4,600
42-0705-1300	Painting Studio Lab Fee	0	0.00	0	0.00	0	0	0	3,000	3,000
42-0705-1400	Life Drawing I & II Lab Fees	0	0.00	0	0.00	0	0	0	4,500	4,500
42-0705-1500	Independent Study & Thesis Lab Fees	0	0.00	0	0.00	0	0	0	2,200	2,200
42-0705-1800	Art Graphic Design Fees	0	0.00	0	0.00	0	0	0	16,000	16,000
42-0705-1900	Game Design Fees	0	0.00	0	0.00	0	0	0	3,700	3,700
42-0705-2500	Ford Conservation Center	0	0.00	90,531	1.00	20,153	0	110,684	2,500	113,184
42-0706-0100	Applied Music Fees	78,827	0.66	0	0.00	4,173	0	83,000	0	83,000
42-0706-0200	Music Other Lab Fees	0	0.00	5,690	0.30	406	0	6,096	16,404	22,500
42-0706-0700	Music Activities	0	0.00	0	0.00	0	0	0	5,000	5,000
42-0707-0200	Theatre - Revolving	0	0.00	0	0.00	0	0	0	22,000	22,000
42-0707-0250	Theatre Fee	0	0.00	0	0.00	0	0	0	4,500	4,500
42-0707-0300	Film Test Pass Fee	0	0.00	0	0.00	0	0	0	3,700	3,700
42-0707-0600	Theatre Stage Costume	0	0.00	0	0.00	0	0	0	702	702
42-0707-0700	Theatre Costume/Makeup	0	0.00	0	0.00	0	0	0	780	780
42-0707-0800	Stage Craft	0	0.00	0	0.00	0	0	0	225	225
42-0707-0900	Theatre Costume Patn/Draping	0	0.00	0	0.00	0	0	0	270	270
42-0708-0100	Writing Lab Fees	0	0.00	0	0.00	0	0	0	4,642	4,642
42-0720-0300	Radio Lab Fee	0	0.00	0	0.00	0	0	0	1,000	1,000
42-0720-0400	Television Lab Fee	0	0.00	0	0.00	0	0	0	2,370	2,370
42-0720-0500	Publication Design and Graphics Fee	0	0.00	0	0.00	0	0	0	1,400	1,400
42-0720-0700	Writing Lab (Broadcasting) Fee	0	0.00	0	0.00	0	0	0	1,000	1,000
42-0720-0800	Writing Lab (Journalism) Fee	0	0.00	0	0.00	0	0	0	8,250	8,250
42-0720-0850	Technical Communication Lab Fee	0	0.00	0	0.00	0	0	0	1,000	1,000
42-0720-1100	Speech Course Fees	0	0.00	0	0.00	0	0	0	1,440	1,440
42-0720-1200	Social Media Measurement	0	0.00	0	0.00	0	0	0	120	120
42-0720-1300	Public Speaking Fundamentals	0	0.00	0	0.00	0	0	0	8,115	8,115
42-0730-0900	TV Production General	0	0.00	0	0.00	0	0	0	21,869	21,869
	TOTAL	**78,827**	**0.66**	**232,657**	**4.49**	**58,709**	**0**	**370,193**	**695,186**	**1,065,379**

UNO-Trust-Grant/Cont/Loan/End-798 Trust/Restricted

COST OBJECT		FACULTY Dollar	FACULTY FTE	NON FACULTY Dollar	NON FACULTY FTE	EMPLOYEE BENEFITS	PERSONAL SERVICE CREDITS	TOTAL PERSONAL SERVICES	TOTAL OPERATING EXPENSES	TOTAL
47-0731-2001202	KVNO Programming/Production	0	0.00	0	0.00	0	0	0	107,625	107,625
	TOTAL	**0**	**0.00**	**0**	**0.00**	**0**	**0**	**0**	**107,625**	**107,625**
	SUB PROGRAM TOTAL	**5,000,113**	**74**	**2,608,769**	**47**	**1,866,579**	**0**	**9,475,461**	**1,670,146**	**11,145,607**

SUBPROGRAM #/NAME: 08 College of Information Science and Technology

COST OBJECT LISTING BY SUB PROGRAM
2018-2019GENERAL OPERATING BUDGET
UNIVERSITY OF NEBRASKA AT OMAHA

SUBPROGRAM #/NAME: 08 College of Information Science and Technology

UNO-State General Fund-791 State & University Generated/Unrestricted

COST OBJECT		FACULTY Dollar	FACULTY FTE	NON FACULTY Dollar	NON FACULTY FTE	EMPLOYEE BENEFITS	PERSONAL SERVICE CREDITS	TOTAL PERSONAL SERVICES	TOTAL OPERATING EXPENSES	TOTAL
41-0801-0100	Information Science & Technology Dean	0	0.00	519,722	3.75	133,057	0	652,779	30,478	683,257
41-0802-0100	Information Science & Technology General	0	0.00	632,459	10.00	161,439	0	793,898	25,000	818,898
41-0802-0120	IS&T PT Instruction	2,012	0.05	0	0.00	516	0	2,528	0	2,528
41-0802-0140	IS&T Student Support	0	0.00	71,243	3.81	4,938	0	76,181	0	76,181
41-0802-0160	IS&T Grad Support	0	0.00	263,262	5.32	18,247	0	281,509	9,209	290,718
41-0802-0170	IS&T Events	0	0.00	0	0.00	0	0	0	6,891	6,891
41-0802-0200	College of IS&T Maintenance	0	0.00	0	0.00	0	0	0	62,272	62,272
41-0802-0600	IS&T - Advising	0	0.00	0	0.00	0	0	0	6,891	6,891
41-0802-0700	IS&T - Marketing	0	0.00	0	0.00	0	0	0	10,000	10,000
41-0802-1000	IS&T Travel - Ali	0	0.00	0	0.00	0	0	0	37,020	37,020
41-0802-1400	IS&T Distance Education	0	0.00	0	0.00	0	0	0	210,557	210,557
41-0802-1500	CIST Differential	0	0.00	0	0.00	0	0	0	472,008	472,008
41-0806-0100	Computer Science	2,389,103	22.40	135,487	1.60	691,048	0	3,215,638	20,000	3,235,638
41-0806-0400	Stem Community Chair Operating Fund	0	0.00	0	0.00	0	0	0	20,000	20,000
41-0807-0100	ISQA	1,949,158	17.90	89,558	0.60	557,647	0	2,596,363	20,000	2,616,363
41-0811-0100	School of Interdisciplinary Informatics	1,212,455	12.15	136,801	1.60	368,258	0	1,717,514	20,000	1,737,514
41-0811-0200	POE - Biomedical Informatics	101,356	1.00	0	0.00	25,948	0	127,304	7,663	134,967
41-0811-0400	POE - Information Assurance	101,026	1.00	0	0.00	25,864	0	126,890	8,890	135,780
41-0811-0500	POE Information Technology	101,156	1.00	0	0.00	25,897	0	127,053	0	127,053
	TOTAL	**5,856,266**	**55.50**	**1,848,532**	**26.68**	**2,012,859**	**0**	**9,717,657**	**966,879**	**10,684,536**

UNO-State General Fund-791 Revolving/Designated

COST OBJECT		FACULTY Dollar	FACULTY FTE	NON FACULTY Dollar	NON FACULTY FTE	EMPLOYEE BENEFITS	PERSONAL SERVICE CREDITS	TOTAL PERSONAL SERVICES	TOTAL OPERATING EXPENSES	TOTAL
42-0802-0100	IS&T - Technology Fee	0	0.00	0	0.00	0	0	0	123,981	123,981
42-0802-0210	Computer Science Core	0	0.00	0	0.00	0	0	0	27,640	27,640
42-0802-0300	IS&T - Distance Education Fee	0	0.00	0	0.00	0	0	0	162,705	162,705
42-0802-0800	IS&T - Applied IT Projects	10,000	0.00	0	0.00	2,163	0	12,163	187,837	200,000
42-0806-0400	Computer Science Programming	0	0.00	0	0.00	0	0	0	26,790	26,790
42-0811-0300	Bioinformatics Programming	0	0.00	0	0.00	0	0	0	500	500
42-0811-0400	Cyber Programming	0	0.00	0	0.00	0	0	0	7,000	7,000
	TOTAL	**10,000**	**0.00**	**0**	**0.00**	**2,163**	**0**	**12,163**	**536,453**	**548,616**

UNO-Trust-Grant/Cont/Loan/End-798 Trust/Restricted

COST OBJECT		FACULTY Dollar	FACULTY FTE	NON FACULTY Dollar	NON FACULTY FTE	EMPLOYEE BENEFITS	PERSONAL SERVICE CREDITS	TOTAL PERSONAL SERVICES	TOTAL OPERATING EXPENSES	TOTAL
46-0806-1072100	NDOL: H1B Ready to Work 6/18	0	0.00	63,672	1.00	10,760	0	74,432	0	74,432
47-0802-2004100	UNF:Lee & Willa Seemann Dist Dean Is&T	0	0.00	48,921	0.25	8,268	0	57,189	0	57,189
47-0802-2005100	UNF:Mutual Of Omaha Dist Chair Ist&E	34,500	0.00	0	0.00	0	0	34,500	0	34,500
47-0802-2023100	UNF:UNO iSTEM Programs Coordinator	0	0.00	46,924	1.00	7,930	0	54,854	0	54,854
	TOTAL	**34,500**	**0.00**	**159,517**	**2.25**	**26,958**	**0**	**220,975**	**0**	**220,975**
	SUB PROGRAM TOTAL	**5,900,766**	**56**	**2,008,049**	**29**	**2,041,980**	**0**	**9,950,795**	**1,503,332**	**11,454,127**

SUBPROGRAM #/NAME: 10 College of Education

UNO-State General Fund-791 State & University Generated/Unrestricted

COST OBJECT		FACULTY Dollar	FACULTY FTE	NON FACULTY Dollar	NON FACULTY FTE	EMPLOYEE BENEFITS	PERSONAL SERVICE CREDITS	TOTAL PERSONAL SERVICES	TOTAL OPERATING EXPENSES	TOTAL

COST OBJECT LISTING BY SUB PROGRAM
2018-2019GENERAL OPERATING BUDGET
UNIVERSITY OF NEBRASKA AT OMAHA

SUBPROGRAM #/NAME: 10 College of Education

UNO-State General Fund-791 State & University Generated/Unrestricted

COST OBJECT		FACULTY Dollar	FACULTY FTE	NON FACULTY Dollar	NON FACULTY FTE	EMPLOYEE BENEFITS	PERSONAL SERVICE CREDITS	TOTAL PERSONAL SERVICES	TOTAL OPERATING EXPENSES	TOTAL
41-1001-0100	Dean College of Education	0	0.00	633,663	7.02	158,646	0	792,309	46,132	838,441
41-1002-0100	Education General	292,809	5.29	1,529,435	35.61	412,445	0	2,234,689	122,124	2,356,813
41-1002-0200	Education General - Faculty Travel	0	0.00	0	0.00	0	0	0	23,305	23,305
41-1002-0300	Education General - Supervision Travel	0	0.00	0	0.00	0	0	0	8,323	8,323
41-1002-0400	Instructional Material Center	0	0.00	5,904	0.32	409	0	6,313	11,622	17,935
41-1002-0500	Supervision of Student Teachers	0	0.00	0	0.00	0	0	0	41,797	41,797
41-1002-1400	Education Distance Education	0	0.00	0	0.00	0	0	0	57,049	57,049
41-1006-0100	Educational Leadership	403,757	5.90	75,318	1.00	119,877	0	598,952	16,870	615,822
41-1008-0100	Teacher Education	2,014,279	29.60	76,373	1.02	560,706	0	2,651,358	32,949	2,684,307
41-1008-0300	POE STEM Early Childhood Education	73,260	1.25	0	0.00	18,755	0	92,015	5,715	97,730
41-1008-1500	POE - Early Childhood Development	89,139	1.00	0	0.00	22,751	0	111,890	0	111,890
41-1009-0100	Counseling	414,303	5.65	66,220	0.84	114,761	0	595,284	12,856	608,140
41-1010-0100	Health and Knesiology	1,266,953	19.15	184,633	3.19	384,725	0	1,836,311	33,395	1,869,706
41-1010-0200	H&K - Moving Company	0	0.00	0	0.00	0	0	0	5,453	5,453
41-1010-0420	UNeTecH - Biomechanics Lab	0	0.00	54,550	1.00	13,966	0	68,516	0	68,516
41-1010-1500	POE - H&K Exercise Science	0	0.00	71,734	1.33	4,972	0	76,706	10,500	87,206
41-1013-0100	Special Education Communication Disorder	875,377	13.80	140,127	1.92	269,941	0	1,285,445	20,014	1,305,459
41-1013-0300	Special Education - Career Ladder	99,189	1.75	0	0.00	17,435	0	116,624	64,479	181,103
41-1014-0100	Biomechanics	711,420	8.00	184,845	1.00	229,458	0	1,125,723	10,429	1,136,152
	TOTAL	**6,240,486**	**91.39**	**3,022,802**	**54.25**	**2,328,847**	**0**	**11,592,135**	**523,012**	**12,115,147**

UNO-State General Fund-791 Revolving/Designated

COST OBJECT		FACULTY Dollar	FACULTY FTE	NON FACULTY Dollar	NON FACULTY FTE	EMPLOYEE BENEFITS	PERSONAL SERVICE CREDITS	TOTAL PERSONAL SERVICES	TOTAL OPERATING EXPENSES	TOTAL
42-1002-0100	Education - Technology Fee	0	0.00	49,635	1.00	12,456	0	62,091	119,340	181,431
42-1002-0400	Metro Omaha Ed Consortium	0	0.00	0	0.00	0	0	0	180,000	180,000
42-1002-0600	Education - Distance Education Fee	0	0.00	0	0.00	0	0	0	195,804	195,804
42-1008-0400	Mentoring/Induction Program	61,600	0.80	0	0.00	17,572	0	79,172	690,828	770,000
42-1009-0200	Counseling Appraisals Fee	0	0.00	0	0.00	0	0	0	7,600	7,600
42-1009-0700	Counseling Practicum	0	0.00	0	0.00	0	0	0	4,050	4,050
42-1010-0300	Scuba Equipment Fee	0	0.00	0	0.00	0	0	0	5,000	5,000
42-1010-0400	Backpacking Trip Fee	0	0.00	0	0.00	0	0	0	5,000	5,000
42-1010-0500	First Aid Lab Fee	0	0.00	0	0.00	0	0	0	12,500	12,500
42-1010-0600	H&K Fitness Center	0	0.00	4,192	0.22	299	0	4,491	1,809	6,300
42-1010-0900	Athletic Injuries/Training Lab Fees	0	0.00	0	0.00	0	0	0	2,000	2,000
42-1010-1200	Adv Lifesaving/Lifeguard Training Fee	0	0.00	0	0.00	0	0	0	200	200
42-1010-1300	Outdoor Adventure Activity Fee	0	0.00	0	0.00	0	0	0	6,400	6,400
42-1010-2000	Lab Methods Exercise Science	0	0.00	0	0.00	0	0	0	2,560	2,560
42-1013-0200	Special Education Clinic	0	0.00	0	0.00	0	0	0	11,000	11,000
42-1013-0500	Basic Clinical Practicum	0	0.00	0	0.00	0	0	0	2,000	2,000
	TOTAL	**61,600**	**0.80**	**53,827**	**1.22**	**30,327**	**0**	**145,754**	**1,246,091**	**1,391,845**

UNO-Federal Letter of Credit-796 Federal/Restricted

COST OBJECT		FACULTY Dollar	FACULTY FTE	NON FACULTY Dollar	NON FACULTY FTE	EMPLOYEE BENEFITS	PERSONAL SERVICE CREDITS	TOTAL PERSONAL SERVICES	TOTAL OPERATING EXPENSES	TOTAL
44-1010-1007207	NIH: Motor Disorders	242,505	4.00	0	0.00	47,289	0	289,794	0	289,794
44-1010-1007208	NIH: MD (COBRE) Y4 Admin Core 4/18	0	0.00	58,956	1.00	11,497	0	70,453	0	70,453
44-1010-1007408	NIH: MD (COBRE)Y4 Yentes 4/18	0	0.00	41,721	1.00	8,135	0	49,856	0	49,856
44-1010-1008100	NIH:Prosthetic 8/18	47,484	1.00	0	0.00	9,260	0	56,744	0	56,744
44-1014-1000100	NIH: ImpvMobility 6/19	0	0.00	47,283	1.00	9,220	0	56,503	0	56,503

COST OBJECT LISTING BY SUB PROGRAM
2018-2019GENERAL OPERATING BUDGET
UNIVERSITY OF NEBRASKA AT OMAHA

SUBPROGRAM #/NAME: 10 College of Education

	TOTAL	**289,989**	**5.00**	**147,960**	**3.00**	**85,401**	**0**	**523,350**	**0**	**523,350**

UNO-Trust-Grant/Cont/Loan/End-798 Trust/Restricted

COST OBJECT		FACULTY Dollar	FACULTY FTE	NON FACULTY Dollar	NON FACULTY FTE	EMPLOYEE BENEFITS	PERSONAL SERVICE CREDITS	TOTAL PERSONAL SERVICES	TOTAL OPERATING EXPENSES	TOTAL
46-1002-2008100	UNF:Peter Kiewit Foundation for MOEC	0	0.00	106,825	1.00	18,054	0	124,879	0	124,879
47-1001-2002100	UNF:Lois Roskens College of Ed Deanship	0	0.00	15,000	0.00	0	0	15,000	0	15,000
47-1002-2009100	UNF:Lozier Reading Project Fund	55,385	1.00	0	0.00	9,359	0	64,744	0	64,744
	TOTAL	**55,385**	**1.00**	**121,825**	**1.00**	**27,413**	**0**	**204,623**	**0**	**204,623**

UNO-Auxiliary-799 Auxiliaries & Services/Restricted

COST OBJECT		FACULTY Dollar	FACULTY FTE	NON FACULTY Dollar	NON FACULTY FTE	EMPLOYEE BENEFITS	PERSONAL SERVICE CREDITS	TOTAL PERSONAL SERVICES	TOTAL OPERATING EXPENSES	TOTAL
43-1050-0100	Ed Tech Center Fines	0	0.00	0	0.00	0	0	0	40,000	40,000
	TOTAL	**0**	**0.00**	**0**	**0.00**	**0**	**0**	**0**	**40,000**	**40,000**
	SUB PROGRAM TOTAL	**6,647,460**	**98**	**3,346,414**	**59**	**2,471,988**	**0**	**12,465,862**	**1,809,103**	**14,274,965**

SUBPROGRAM #/NAME: 12 Graduate Studies

UNO-State General Fund-791 State & University Generated/Unrestricted

COST OBJECT		FACULTY Dollar	FACULTY FTE	NON FACULTY Dollar	NON FACULTY FTE	EMPLOYEE BENEFITS	PERSONAL SERVICE CREDITS	TOTAL PERSONAL SERVICES	TOTAL OPERATING EXPENSES	TOTAL
41-1201-0100	Dean Graduate College	0	0.00	497,030	8.18	127,024	0	624,054	17,055	641,109
41-1201-0300	Graduate College - Grad Assistantships	0	0.00	673,367	15.15	46,671	0	720,038	0	720,038
41-1205-0100	Office of Research & Creative Activity	0	0.00	286,202	4.52	72,557	0	358,759	58,289	417,048
41-1206-0100	Graduate Education Improvement	0	0.00	19,393	0.67	1,344	0	20,737	38,369	59,106
41-1220-0100	Center for Urban Sustainability	0	0.00	25,397	0.50	6,501	0	31,898	0	31,898
	TOTAL	**0**	**0.00**	**1,501,389**	**29.02**	**254,097**	**0**	**1,755,486**	**113,713**	**1,869,199**

UNO-State General Fund-791 Revolving/Designated

COST OBJECT		FACULTY Dollar	FACULTY FTE	NON FACULTY Dollar	NON FACULTY FTE	EMPLOYEE BENEFITS	PERSONAL SERVICE CREDITS	TOTAL PERSONAL SERVICES	TOTAL OPERATING EXPENSES	TOTAL
42-1202-0500	Graduate Student Services SASF	0	0.00	218,079	5.41	49,447	0	267,526	110,881	378,407
42-1207-0100	Student Research Fund	0	0.00	47,719	1.01	5,959	0	53,678	519,322	573,000
	TOTAL	**0**	**0.00**	**265,798**	**6.42**	**55,406**	**0**	**321,204**	**630,203**	**951,407**
	SUB PROGRAM TOTAL	**0**	**0**	**1,767,187**	**35**	**309,503**	**0**	**2,076,690**	**743,916**	**2,820,606**

SUBPROGRAM #/NAME: 16 Criss Library

UNO-State General Fund-791 State & University Generated/Unrestricted

COST OBJECT		FACULTY Dollar	FACULTY FTE	NON FACULTY Dollar	NON FACULTY FTE	EMPLOYEE BENEFITS	PERSONAL SERVICE CREDITS	TOTAL PERSONAL SERVICES	TOTAL OPERATING EXPENSES	TOTAL
41-1601-0100	Criss Library General	732,945	11.50	1,750,453	42.49	641,699	0	3,125,097	227,576	3,352,673
41-1602-0100	Library Books & Serials	0	0.00	0	0.00	0	0	0	1,165,909	1,165,909
	TOTAL	**732,945**	**11.50**	**1,750,453**	**42.49**	**641,699**	**0**	**3,125,097**	**1,393,485**	**4,518,582**

UNO-State General Fund-791 Revolving/Designated

COST OBJECT		FACULTY Dollar	FACULTY FTE	NON FACULTY Dollar	NON FACULTY FTE	EMPLOYEE BENEFITS	PERSONAL SERVICE CREDITS	TOTAL PERSONAL SERVICES	TOTAL OPERATING EXPENSES	TOTAL
42-1601-0200	Library Fines and Lost Books	0	0.00	0	0.00	0	0	0	10,000	10,000

COST OBJECT LISTING BY SUB PROGRAM
2018-2019GENERAL OPERATING BUDGET
UNIVERSITY OF NEBRASKA AT OMAHA

SUBPROGRAM #/NAME: 16 Criss Library

UNO-State General Fund-791 Revolving/Designated

COST OBJECT		FACULTY Dollar	FACULTY FTE	NON FACULTY Dollar	NON FACULTY FTE	EMPLOYEE BENEFITS	PERSONAL SERVICE CREDITS	TOTAL PERSONAL SERVICES	TOTAL OPERATING EXPENSES	TOTAL
42-1601-0400	Resource Sharing	0	0.00	0	0.00	0	0	0	10,000	10,000
42-1601-0500	Thesis Binding	0	0.00	0	0.00	0	0	0	500	500
42-1601-0600	Library - Technology Fee	0	0.00	0	0.00	0	0	0	138,000	138,000
42-1601-0700	Library Fee	0	0.00	53,361	1.50	13,778	0	67,139	2,302,861	2,370,000
42-1601-0800	Library Copy & Print Services	0	0.00	0	0.00	0	0	0	20,000	20,000
42-1601-0900	Library Dual Enrollment	0	0.00	0	0.00	0	0	0	14,000	14,000
	TOTAL	**0**	**0.00**	**53,361**	**1.50**	**13,778**	**0**	**67,139**	**2,495,361**	**2,562,500**
	SUB PROGRAM TOTAL	**732,945**	**12**	**1,803,814**	**44**	**655,477**	**0**	**3,192,236**	**3,888,846**	**7,081,082**

SUBPROGRAM #/NAME: 21 Summer Sessions

UNO-State General Fund-791 State & University Generated/Unrestricted

COST OBJECT		FACULTY Dollar	FACULTY FTE	NON FACULTY Dollar	NON FACULTY FTE	EMPLOYEE BENEFITS	PERSONAL SERVICE CREDITS	TOTAL PERSONAL SERVICES	TOTAL OPERATING EXPENSES	TOTAL
41-2101-0100	Summer Instruction	2,364,285	27.75	0	0.00	163,869	0	2,528,154	0	2,528,154
	TOTAL	**2,364,285**	**27.75**	**0**	**0.00**	**163,869**	**0**	**2,528,154**	**0**	**2,528,154**
	SUB PROGRAM TOTAL	**2,364,285**	**28**	**0**	**0**	**163,869**	**0**	**2,528,154**	**0**	**2,528,154**

SUBPROGRAM #/NAME: 22 Other Instruction or Research

UNO-State General Fund-791 State & University Generated/Unrestricted

COST OBJECT		FACULTY Dollar	FACULTY FTE	NON FACULTY Dollar	NON FACULTY FTE	EMPLOYEE BENEFITS	PERSONAL SERVICE CREDITS	TOTAL PERSONAL SERVICES	TOTAL OPERATING EXPENSES	TOTAL
41-2201-0100	Part Time and Temporary Instruction	814,013	16.85	0	0.00	53,312	0	867,325	1,268,651	2,135,976
41-2201-0200	Assoc VC for Academic Affairs	0	0.00	56,080	1.00	14,357	0	70,437	0	70,437
41-2201-0300	Academic Excellence Fund	109,592	0.00	0	0.00	0	0	109,592	0	109,592
41-2201-0600	Chairs	15,000	0.00	0	0.00	3,842	0	18,842	0	18,842
41-2201-0800	Special Faculty Development	0	0.00	0	0.00	0	0	0	120,000	120,000
41-2201-1400	Multi-Model Education	0	0.00	0	0.00	0	0	0	4,162,238	4,162,238
41-2201-2000	Chancellor Program Support	0	0.00	0	0.00	0	0	0	397,950	397,950
41-2201-2100	Strategic Planning Initiatives	252,616	7.20	0	0.00	22,900	0	275,516	12,347	287,863
41-2201-2400	Campus Allocation-Reserve	0	0.00	0	0.00	0	0	0	3,506,201	3,506,201
41-2202-0100	Community Engagement Center	0	0.00	256,838	3.89	65,756	0	322,594	0	322,594
41-2209-0100	Honors Program	0	0.00	170,919	2.50	43,757	0	214,676	53,140	267,816
41-2210-0100	Univ Comm for the Advncmnt of Teaching	0	0.00	0	0.00	0	0	0	20,000	20,000
41-2210-0200	Center for Faculty Excellence	0	0.00	146,042	2.33	34,851	0	180,893	39,856	220,749
41-2210-0400	Service Learning Academy	0	0.00	187,667	3.00	48,043	0	235,710	6,500	242,210
41-2210-0450	The Collaborative	0	0.00	43,483	1.00	11,133	0	54,616	0	54,616
41-2211-0100	Univ Comm on Research & Creative Act	0	0.00	0	0.00	0	0	0	1,363	1,363
41-2212-0100	Aerospace Studies (AFTORC)	0	0.00	36,919	1.02	9,397	0	46,316	5,693	52,009
41-2290-0100	Unemployment Compensation	0	0.00	0	0.00	23,260	0	23,260	0	23,260
41-2290-0200	Workers' Compensation	0	0.00	0	0.00	225,764	0	225,764	0	225,764
41-2290-0300	Unemployment Compensation	0	0.00	0	0.00	2,688	0	2,688	0	2,688
41-2290-0400	Workers' Compensation	0	0.00	0	0.00	26,094	0	26,094	0	26,094
41-2299-0150	Budget Adjustment	0	0.00	0	0.00	0	0	0	1,049,188	1,049,188
	TOTAL	**1,191,221**	**24.05**	**897,948**	**14.74**	**585,154**	**0**	**2,674,323**	**10,643,127**	**13,317,450**

COST OBJECT LISTING BY SUB PROGRAM
2018-2019GENERAL OPERATING BUDGET
UNIVERSITY OF NEBRASKA AT OMAHA

SUBPROGRAM #/NAME: 22 Other Instruction or Research

UNO-State General Fund-791 Revolving/Designated

COST OBJECT		FACULTY Dollar	FACULTY FTE	NON FACULTY Dollar	NON FACULTY FTE	EMPLOYEE BENEFITS	PERSONAL SERVICE CREDITS	TOTAL PERSONAL SERVICES	TOTAL OPERATING EXPENSES	TOTAL
42-2201-0100	IS Technology Fee	0	0.00	0	0.00	0	0	0	2,073,557	2,073,557
42-2201-0500	Dual Enrollment Program	0	0.00	347,346	5.63	78,586	0	425,932	739,231	1,165,163
42-2201-0700	V/C ASA - Technology Fee	0	0.00	0	0.00	0	0	0	310,000	310,000
42-2202-0100	CEC Usage - Revolving	0	0.00	79,692	2.94	26,076	0	105,768	89,232	195,000
	TOTAL	**0**	**0.00**	**427,038**	**8.57**	**104,662**	**0**	**531,700**	**3,212,020**	**3,743,720**

UNO-State General Fund-791 Cash & Student Contracts/Designated

COST OBJECT		FACULTY Dollar	FACULTY FTE	NON FACULTY Dollar	NON FACULTY FTE	EMPLOYEE BENEFITS	PERSONAL SERVICE CREDITS	TOTAL PERSONAL SERVICES	TOTAL OPERATING EXPENSES	TOTAL
41-2201-1200	Facilities & Administrative Cost	0	0.00	0	0.00	0	0	0	2,593,280	2,593,280
	TOTAL	**0**	**0.00**	**0**	**0.00**	**0**	**0**	**0**	**2,593,280**	**2,593,280**

UNO-Trust-Grant/Cont/Loan/End-798 Trust/Restricted

COST OBJECT		FACULTY Dollar	FACULTY FTE	NON FACULTY Dollar	NON FACULTY FTE	EMPLOYEE BENEFITS	PERSONAL SERVICE CREDITS	TOTAL PERSONAL SERVICES	TOTAL OPERATING EXPENSES	TOTAL
46-2210-2009100	UNF:Sherwood Service Learning Year 3	0	0.00	48,307	1.00	8,164	0	56,471	0	56,471
47-2210-2006100	UNF:Service Learning Academy Fund	0	0.00	114,123	2.00	19,287	0	133,410	0	133,410
47-2210-2019100	Weitz Foundation Fellowship 2015-2016	0	0.00	30,000	1.00	5,070	0	35,070	0	35,070
	TOTAL	**0**	**0.00**	**192,430**	**4.00**	**32,521**	**0**	**224,951**	**0**	**224,951**
	SUB PROGRAM TOTAL	**1,191,221**	**24**	**1,517,416**	**27**	**722,337**	**0**	**3,430,974**	**16,448,427**	**19,879,401**

SUBPROGRAM #/NAME: 23 Student Aid

UNO-State General Fund-791 State & University Generated/Unrestricted

COST OBJECT		FACULTY Dollar	FACULTY FTE	NON FACULTY Dollar	NON FACULTY FTE	EMPLOYEE BENEFITS	PERSONAL SERVICE CREDITS	TOTAL PERSONAL SERVICES	TOTAL OPERATING EXPENSES	TOTAL
41-2315-0100	Need Based Scholarships UTAG	0	0.00	0	0.00	0	0	0	660,498	660,498
41-2315-0200	Need Based Aid - UAG	0	0.00	0	0.00	0	0	0	2,185,322	2,185,322
41-2315-0300	Need Based Aid - College Bound NE	0	0.00	0	0.00	0	0	0	2,044,360	2,044,360
	TOTAL	**0**	**0.00**	**0**	**0.00**	**0**	**0**	**0**	**4,890,180**	**4,890,180**
	SUB PROGRAM TOTAL	**0**	**0**	**0**	**0**	**0**	**0**	**0**	**4,890,180**	**4,890,180**

SUBPROGRAM #/NAME: 24 International Programs

UNO-State General Fund-791 State & University Generated/Unrestricted

COST OBJECT		FACULTY Dollar	FACULTY FTE	NON FACULTY Dollar	NON FACULTY FTE	EMPLOYEE BENEFITS	PERSONAL SERVICE CREDITS	TOTAL PERSONAL SERVICES	TOTAL OPERATING EXPENSES	TOTAL
41-2401-0100	International Programs	15,821	0.28	223,221	2.01	60,720	0	299,762	1,287	301,049
41-2402-0100	Center for Afghanistan Studies	0	0.00	119,444	1.87	29,172	0	148,616	2,869	151,485
41-2402-0200	International Advising	0	0.00	75,915	1.62	19,053	0	94,968	8,431	103,399
41-2402-0400	Study Abroad	0	0.00	69,569	1.57	17,813	0	87,382	0	87,382
	TOTAL	**15,821**	**0.28**	**488,149**	**7.07**	**126,758**	**0**	**630,728**	**12,587**	**643,315**

UNO-State General Fund-791 Revolving/Designated

COST OBJECT		FACULTY Dollar	FACULTY FTE	NON FACULTY Dollar	NON FACULTY FTE	EMPLOYEE BENEFITS	PERSONAL SERVICE CREDITS	TOTAL PERSONAL SERVICES	TOTAL OPERATING EXPENSES	TOTAL
42-2402-0100	IS&P - Technology Fee	0	0.00	0	0.00	0	0	0	12,739	12,739

COST OBJECT LISTING BY SUB PROGRAM
2018-2019GENERAL OPERATING BUDGET
UNIVERSITY OF NEBRASKA AT OMAHA

SUBPROGRAM #/NAME: 24 International Programs

UNO-State General Fund-791 Revolving/Designated

COST OBJECT		FACULTY Dollar	FACULTY FTE	NON FACULTY Dollar	NON FACULTY FTE	EMPLOYEE BENEFITS	PERSONAL SERVICE CREDITS	TOTAL PERSONAL SERVICES	TOTAL OPERATING EXPENSES	TOTAL
42-2402-0150	International Student Fee	0	0.00	44,736	1.06	9,676	0	54,412	15,232	69,644
42-2402-0175	International Programs SASF	0	0.00	0	0.00	0	0	0	34,088	34,088
42-2402-0200	IP Study Abroad	0	0.00	0	0.00	0	0	0	55,000	55,000
42-2402-0300	CAS Education and Outreach	0	0.00	0	0.00	0	0	0	1,000	1,000
42-2405-0100	Intensive Language Program (ILUNO)	0	0.00	688,021	12.57	212,620	0	900,641	399,359	1,300,000
42-2406-0100	International Professional Development	3,075	0.00	135,112	3.43	41,584	0	179,771	220,229	400,000
	TOTAL	**3,075**	**0.00**	**867,869**	**17.06**	**263,880**	**0**	**1,134,824**	**737,647**	**1,872,471**

UNO-Federal Advance-797 Federal/Restricted

COST OBJECT		FACULTY Dollar	FACULTY FTE	NON FACULTY Dollar	NON FACULTY FTE	EMPLOYEE BENEFITS	PERSONAL SERVICE CREDITS	TOTAL PERSONAL SERVICES	TOTAL OPERATING EXPENSES	TOTAL
45-2402-1023100	DOS: USISL SEASIA	0	0.00	35,978	0.96	7,016	0	42,994	0	42,994
	TOTAL	**0**	**0.00**	**35,978**	**0.96**	**7,016**	**0**	**42,994**	**0**	**42,994**

UNO-Trust-Grant/Cont/Loan/End-798 Trust/Restricted

COST OBJECT		FACULTY Dollar	FACULTY FTE	NON FACULTY Dollar	NON FACULTY FTE	EMPLOYEE BENEFITS	PERSONAL SERVICE CREDITS	TOTAL PERSONAL SERVICES	TOTAL OPERATING EXPENSES	TOTAL
46-2402-1015100	FHI/USAID KU-BU Pshp in Comm 12/18	0	0.00	40,916	1.00	6,914	0	47,830	0	47,830
	TOTAL	**0**	**0.00**	**40,916**	**1.00**	**6,914**	**0**	**47,830**	**0**	**47,830**
	SUB PROGRAM TOTAL	**18,896**	**0**	**1,432,912**	**26**	**404,568**	**0**	**1,856,376**	**750,234**	**2,606,610**

SUBPROGRAM #/NAME: 26 Continuing Studies

UNO-State General Fund-791 State & University Generated/Unrestricted

COST OBJECT		FACULTY Dollar	FACULTY FTE	NON FACULTY Dollar	NON FACULTY FTE	EMPLOYEE BENEFITS	PERSONAL SERVICE CREDITS	TOTAL PERSONAL SERVICES	TOTAL OPERATING EXPENSES	TOTAL
41-2601-0100	Division of Continuing Studies	0	0.00	85,850	1.00	21,979	0	107,829	29,660	137,489
41-2601-1400	Continuing Studies Distance Education	0	0.00	0	0.00	0	0	0	576,282	576,282
41-2602-0300	Continuing Education - Degree Prgm/BMS	0	0.00	493,332	11.60	118,993	0	612,325	25,422	637,747
41-2606-0100	Offutt Programs	338,230	6.73	73,138	1.75	42,167	0	453,535	15,216	468,751
	TOTAL	**338,230**	**6.73**	**652,320**	**14.35**	**183,139**	**0**	**1,173,689**	**646,580**	**1,820,269**

UNO-State General Fund-791 Revolving/Designated

COST OBJECT		FACULTY Dollar	FACULTY FTE	NON FACULTY Dollar	NON FACULTY FTE	EMPLOYEE BENEFITS	PERSONAL SERVICE CREDITS	TOTAL PERSONAL SERVICES	TOTAL OPERATING EXPENSES	TOTAL
42-2601-0400	DCS - Distance Education Fee	0	0.00	27,258	0.50	144	0	27,402	0	27,402
42-2606-0100	Offutt AFB - Testing Svcs	0	0.00	18,688	1.00	1,331	0	20,019	11,981	32,000
42-2607-0100	Continuing Education - Non Credit	0	0.00	0	0.00	0	0	0	5,816,599	5,816,599
	TOTAL	**0**	**0.00**	**45,946**	**1.50**	**1,475**	**0**	**47,421**	**5,828,580**	**5,876,001**
	SUB PROGRAM TOTAL	**338,230**	**7**	**698,266**	**16**	**184,614**	**0**	**1,221,110**	**6,475,160**	**7,696,270**

SUBPROGRAM #/NAME: 30 Distance Education

UNO-State General Fund-791 State & University Generated/Unrestricted

COST OBJECT		FACULTY Dollar	FACULTY FTE	NON FACULTY Dollar	NON FACULTY FTE	EMPLOYEE BENEFITS	PERSONAL SERVICE CREDITS	TOTAL PERSONAL SERVICES	TOTAL OPERATING EXPENSES	TOTAL
41-3001-0100	Distance Education	0	0.00	102,146	2.45	26,154	0	128,300	36,300	164,600

COST OBJECT LISTING BY SUB PROGRAM
2018-2019GENERAL OPERATING BUDGET
UNIVERSITY OF NEBRASKA AT OMAHA

SUBPROGRAM #/NAME: 30 Distance Education

	TOTAL	**0**	**0.00**	**102,146**	**2.45**	**26,154**	**0**	**128,300**	**36,300**	**164,600**

UNO-State General Fund-791 Revolving/Designated

COST OBJECT		FACULTY Dollar	FACULTY FTE	NON FACULTY Dollar	NON FACULTY FTE	EMPLOYEE BENEFITS	PERSONAL SERVICE CREDITS	TOTAL PERSONAL SERVICES	TOTAL OPERATING EXPENSES	TOTAL
42-3001-0100	Distance Education Fee	0	0.00	274,948	4.00	73,645	0	348,593	669,887	1,018,480
	TOTAL	**0**	**0.00**	**274,948**	**4.00**	**73,645**	**0**	**348,593**	**669,887**	**1,018,480**
	SUB PROGRAM TOTAL	**0**	**0**	**377,094**	**6**	**99,799**	**0**	**476,893**	**706,187**	**1,183,080**

SUBPROGRAM #/NAME: 33 Physical Plant Administration

UNO-State General Fund-791 State & University Generated/Unrestricted

COST OBJECT		FACULTY Dollar	FACULTY FTE	NON FACULTY Dollar	NON FACULTY FTE	EMPLOYEE BENEFITS	PERSONAL SERVICE CREDITS	TOTAL PERSONAL SERVICES	TOTAL OPERATING EXPENSES	TOTAL
41-3301-0100	Plant Operations and Construction	0	0.00	334,111	5.49	81,657	0	415,768	51,165	466,933
41-3305-0100	Building Repairs & Maintenance	0	0.00	395,633	7.00	99,661	0	495,294	1,222,363	1,717,657
41-3305-1300	FDR O&M	0	0.00	0	0.00	0	0	0	900,000	900,000
41-3306-0100	Custodial	0	0.00	2,176,278	72.00	579,613	0	2,755,891	334,880	3,090,771
41-3307-0100	Grounds	0	0.00	743,682	22.33	177,118	0	920,800	590,000	1,510,800
41-3308-0100	Power Plant	0	0.00	1,315,709	23.00	364,273	0	1,679,982	95,357	1,775,339
41-3309-0100	Utilities	0	0.00	0	0.00	0	0	0	5,981,557	5,981,557
41-3311-0100	Facilities Planning and Architectual Svc	0	0.00	30,369	0.42	7,775	0	38,144	0	38,144
41-3312-0100	Public Safety Department	0	0.00	1,443,647	32.59	371,768	0	1,815,415	50,876	1,866,291
41-3312-0200	Public Safety - Maintenance	0	0.00	0	0.00	0	0	0	59,560	59,560
41-3312-0500	Emergency Management	0	0.00	64,445	1.00	16,499	0	80,944	21,260	102,204
41-3390-0100	Unemployment Compensation	0	0.00	0	0.00	1,774	0	1,774	0	1,774
41-3390-0200	Workers' Compensation	0	0.00	0	0.00	17,215	0	17,215	0	17,215
	TOTAL	**0**	**0.00**	**6,503,874**	**163.83**	**1,717,353**	**0**	**8,221,227**	**9,307,018**	**17,528,245**

UNO-Auxiliary-799 Auxiliaries & Services/Restricted

COST OBJECT		FACULTY Dollar	FACULTY FTE	NON FACULTY Dollar	NON FACULTY FTE	EMPLOYEE BENEFITS	PERSONAL SERVICE CREDITS	TOTAL PERSONAL SERVICES	TOTAL OPERATING EXPENSES	TOTAL
43-3312-0300	Baxter Arena	0	0.00	86,185	3.00	20,937	0	107,122	478	107,600
43-3350-0100	Parking and Transit Operations	0	0.00	426,805	14.15	108,624	0	535,429	1,663,020	2,198,449
	TOTAL	**0**	**0.00**	**512,990**	**17.15**	**129,561**	**0**	**642,551**	**1,663,498**	**2,306,049**
	SUB PROGRAM TOTAL	**0**	**0**	**7,016,864**	**181**	**1,846,914**	**0**	**8,863,778**	**10,970,516**	**19,834,294**

SUBPROGRAM #/NAME: 41 Executive Administration

UNO-State General Fund-791 State & University Generated/Unrestricted

COST OBJECT		FACULTY Dollar	FACULTY FTE	NON FACULTY Dollar	NON FACULTY FTE	EMPLOYEE BENEFITS	PERSONAL SERVICE CREDITS	TOTAL PERSONAL SERVICES	TOTAL OPERATING EXPENSES	TOTAL
41-4101-0100	Chancellor	0	0.00	501,755	4.71	127,084	0	628,839	53,014	681,853
41-4101-0300	Honors Awards & Recognition	12,516	0.00	0	0.00	867	0	13,383	0	13,383
41-4101-0500	Housing Allowance	0	0.00	12,000	0.00	3,074	0	15,074	5,994	21,068
41-4101-0700	Minority/Gender Equity Recruitment Fund	0	0.00	4,563	0.00	316	0	4,879	0	4,879
41-4101-0800	Strategic Planning	0	0.00	9,091	0.15	2,327	0	11,418	35,690	47,108
41-4101-1200	Chancellor FAR	15,000	0.00	0	0.00	1,040	0	16,040	4,000	20,040
41-4105-0100	Ombudsman	0	0.00	11,169	0.00	774	0	11,943	52	11,995
	TOTAL	**27,516**	**0.00**	**538,578**	**4.86**	**135,482**	**0**	**701,576**	**98,750**	**800,326**

COST OBJECT LISTING BY SUB PROGRAM
2018-2019GENERAL OPERATING BUDGET
UNIVERSITY OF NEBRASKA AT OMAHA

SUBPROGRAM #/NAME: 41 Executive Administration

UNO-State General Fund-791 Cash & Student Contracts/Designated

COST OBJECT		FACULTY Dollar	FACULTY FTE	NON FACULTY Dollar	NON FACULTY FTE	EMPLOYEE BENEFITS	PERSONAL SERVICE CREDITS	TOTAL PERSONAL SERVICES	TOTAL OPERATING EXPENSES	TOTAL
41-4101-0400	Indirect Cost	0	0.00	0	0.00	0	0	0	18,880	18,880
	TOTAL	**0**	**0.00**	**0**	**0.00**	**0**	**0**	**0**	**18,880**	**18,880**

UNO-Trust-Grant/Cont/Loan/End-798 Trust/Restricted

COST OBJECT		FACULTY Dollar	FACULTY FTE	NON FACULTY Dollar	NON FACULTY FTE	EMPLOYEE BENEFITS	PERSONAL SERVICE CREDITS	TOTAL PERSONAL SERVICES	TOTAL OPERATING EXPENSES	TOTAL
47-4101-2006100	UNF:J Becker Cba Deanship	0	0.00	13,000	0.00	0	0	13,000	0	13,000
47-4101-2015100	UNF:Executive Salary Equity Initiative	0	0.00	11,996	0.04	2,028	0	14,024	0	14,024
47-4101-2020100	UNF:Jim & Shirley Young Mentor Program	0	0.00	39,975	0.50	6,756	0	46,731	0	46,731
	TOTAL	**0**	**0.00**	**64,971**	**0.54**	**8,784**	**0**	**73,755**	**0**	**73,755**
	SUB PROGRAM TOTAL	**27,516**	**0**	**603,549**	**5**	**144,266**	**0**	**775,331**	**117,630**	**892,961**

SUBPROGRAM #/NAME: 42 Student Services

UNO-State General Fund-791 State & University Generated/Unrestricted

COST OBJECT		FACULTY Dollar	FACULTY FTE	NON FACULTY Dollar	NON FACULTY FTE	EMPLOYEE BENEFITS	PERSONAL SERVICE CREDITS	TOTAL PERSONAL SERVICES	TOTAL OPERATING EXPENSES	TOTAL
41-4201-0100	V/C Student Affairs & Enrollment Mgmnt	0	0.00	643,730	4.81	163,641	0	807,371	42,987	850,358
41-4201-0120	Student Conduct	0	0.00	27,071	0.29	6,930	0	34,001	0	34,001
41-4201-0130	Gender and Sexuality Resource Center	0	0.00	79,855	1.33	17,062	0	96,917	7,626	104,543
41-4202-0100	Commencement	0	0.00	0	0.00	0	0	0	35,000	35,000
41-4202-0200	Honors Convocation	0	0.00	0	0.00	0	0	0	7,146	7,146
41-4203-0100	Enrollment Management	0	0.00	262,225	4.05	63,070	0	325,295	0	325,295
41-4203-0200	Business Systems Intelligence	0	0.00	111,941	1.72	28,660	0	140,601	10,000	150,601
41-4205-0100	Teacher Placement	0	0.00	51,000	1.00	13,056	0	64,056	5,452	69,508
41-4206-0200	Accessibility Services Center	0	0.00	331,685	9.33	67,724	0	399,409	7,431	406,840
41-4206-0300	Testing Center	0	0.00	21,692	0.32	5,441	0	27,133	0	27,133
41-4207-0200	Multicultural Student Support Services	0	0.00	265,629	4.43	66,940	0	332,569	18,297	350,866
41-4207-0400	Summer Scholars	0	0.00	6,936	0.37	481	0	7,417	23,371	30,788
41-4207-0500	Cultural Awareness Programming	0	0.00	0	0.00	0	0	0	10,825	10,825
41-4208-0100	Recruitment Services	0	0.00	252,697	6.67	64,694	0	317,391	76,540	393,931
41-4208-0300	New Student Programming	0	0.00	13,693	0.17	3,504	0	17,197	0	17,197
41-4230-0400	Catalog	0	0.00	0	0.00	0	0	0	11,783	11,783
41-4231-0100	Office of the University Registrar	0	0.00	419,527	9.04	107,404	0	526,931	0	526,931
41-4232-0100	Undergraduate Admissions	0	0.00	229,868	6.63	58,851	0	288,719	0	288,719
41-4232-0200	Campus Visits	0	0.00	65,664	3.51	4,551	0	70,215	0	70,215
41-4233-0100	Financial Support and Scholarships	0	0.00	758,462	15.07	192,041	0	950,503	30,695	981,198
41-4234-0100	Military and Veterans Services	0	0.00	230,544	5.00	58,037	0	288,581	0	288,581
41-4236-0100	Academic & Career Development Center	0	0.00	226,574	5.06	57,005	0	283,579	62,653	346,232
41-4250-0210	Spirit Activities	0	0.00	0	0.00	0	0	0	25,000	25,000
41-4250-9000	Student Activities	0	0.00	48,422	0.49	12,397	0	60,819	0	60,819
41-4255-0100	Health Promotion	0	0.00	37,384	0.80	7,034	0	44,418	8,136	52,554
41-4290-0100	Unemployment Compensation	0	0.00	0	0.00	2,622	0	2,622	0	2,622
41-4290-0200	Workers' Compensation	0	0.00	0	0.00	25,446	0	25,446	0	25,446
	TOTAL	**0**	**0.00**	**4,084,599**	**80.09**	**1,026,591**	**0**	**5,111,190**	**382,942**	**5,494,132**

COST OBJECT LISTING BY SUB PROGRAM
2018-2019GENERAL OPERATING BUDGET
UNIVERSITY OF NEBRASKA AT OMAHA

SUBPROGRAM #/NAME: 42 Student Services

UNO-State General Fund-791 Revolving/Designated

COST OBJECT		FACULTY Dollar	FACULTY FTE	NON FACULTY Dollar	NON FACULTY FTE	EMPLOYEE BENEFITS	PERSONAL SERVICE CREDITS	TOTAL PERSONAL SERVICES	TOTAL OPERATING EXPENSES	TOTAL
42-4201-0100	Student Affrs - Technology Fee	0	0.00	9,877	0.25	3,029	0	12,906	22,094	35,000
42-4201-0200	Student Affairs SASF	0	0.00	14,385	0.77	1,025	0	15,410	13,885	29,295
42-4201-1000	Incident Command Emergency Planning SASF	0	0.00	0	0.00	0	0	0	30,000	30,000
42-4202-0200	New Student Convocation SASF	0	0.00	0	0.00	0	0	0	30,000	30,000
42-4203-0100	Enrollment Management SASF	0	0.00	136,147	1.24	26,817	0	162,964	215,359	378,323
42-4203-0200	Business Systems Intelligence SASF	0	0.00	273,561	4.05	70,314	0	343,875	15,543	359,418
42-4203-0300	Marketing SASF	0	0.00	56,677	0.61	12,259	0	68,936	0	68,936
42-4205-0100	Teacher Placement Career Fair	0	0.00	0	0.00	0	0	0	8,000	8,000
42-4206-0100	Testing	0	0.00	31,824	1.00	15,000	0	46,824	13,176	60,000
42-4206-0150	Testing Center SASF	0	0.00	88,679	1.70	26,613	0	115,292	245	115,537
42-4206-0175	TOEFL & TOEIC Testing	0	0.00	0	0.00	0	0	0	9,000	9,000
42-4206-0200	Computer-Based Testing Program	0	0.00	57,120	2.31	17,203	0	74,323	5,677	80,000
42-4206-0500	Accessibility Services SASF	0	0.00	0	0.00	0	0	0	43,021	43,021
42-4207-0400	Counseling and Psychological Services	0	0.00	474,390	7.15	133,235	0	607,625	326,573	934,198
42-4208-0100	Enrollment Services SASF	0	0.00	75,744	0.81	16,809	0	92,553	225,254	317,807
42-4208-0200	Recruitment Services SASF	0	0.00	105,387	2.85	22,556	0	127,943	136,394	264,337
42-4208-0210	Recruitment/Admit Events SASF	0	0.00	0	0.00	0	0	0	95,000	95,000
42-4208-0300	New Student Programming SASF	0	0.00	236,015	7.39	25,165	0	261,180	90,047	351,227
42-4208-0500	Campus Tour/Visit Program SASF	0	0.00	72,565	2.13	10,890	0	83,455	69,663	153,118
42-4231-0100	Office of the University Registrar SASF	0	0.00	251,335	5.35	84,217	0	335,552	50,343	385,895
42-4231-0200	Transcript Charges	0	0.00	101,597	1.95	28,797	0	130,394	0	130,394
42-4231-0300	Articulation Activities SASF	0	0.00	32,310	0.53	10,396	0	42,706	2,774	45,480
42-4232-0100	Undergraduate Admissions SASF	0	0.00	207,010	4.15	73,567	0	280,577	35,855	316,432
42-4233-0100	W/S & SEOG 25%	0	0.00	7,126	0.16	1,541	0	8,667	4,017	12,684
42-4233-0200	Pell Administrative Allocation	0	0.00	15,297	0.28	4,703	0	20,000	0	20,000
42-4233-0400	Financial Support and Scholarships SASF	0	0.00	123,818	3.10	26,777	0	150,595	20,977	171,572
42-4236-0100	Career Fair	0	0.00	119,065	2.73	29,617	0	148,682	11,318	160,000
42-4250-0100	Student Activities	0	0.00	364,105	8.27	99,088	0	463,193	293,205	756,398
	TOTAL	**0**	**0.00**	**2,854,034**	**58.78**	**739,618**	**0**	**3,593,652**	**1,767,420**	**5,361,072**

UNO-State General Fund-791 Cash & Student Contracts/Designated

COST OBJECT		FACULTY Dollar	FACULTY FTE	NON FACULTY Dollar	NON FACULTY FTE	EMPLOYEE BENEFITS	PERSONAL SERVICE CREDITS	TOTAL PERSONAL SERVICES	TOTAL OPERATING EXPENSES	TOTAL
41-4201-0400	Indirect Cost	0	0.00	0	0.00	0	0	0	25,020	25,020
	TOTAL	**0**	**0.00**	**0**	**0.00**	**0**	**0**	**0**	**25,020**	**25,020**

UNO-Federal Letter of Credit-796 Federal/Restricted

COST OBJECT		FACULTY Dollar	FACULTY FTE	NON FACULTY Dollar	NON FACULTY FTE	EMPLOYEE BENEFITS	PERSONAL SERVICE CREDITS	TOTAL PERSONAL SERVICES	TOTAL OPERATING EXPENSES	TOTAL
44-4201-1002203	ED: Project Achieve YR-3 8/18	0	0.00	220,487	5.00	42,995	0	263,482	0	263,482
44-4236-1190100	FWS Job Location & Development 6/19	0	0.00	39,535	0.58	7,709	0	47,244	0	47,244
	TOTAL	**0**	**0.00**	**260,022**	**5.58**	**50,704**	**0**	**310,726**	**0**	**310,726**

UNO-Trust-Grant/Cont/Loan/End-798 Trust/Restricted

COST OBJECT		FACULTY Dollar	FACULTY FTE	NON FACULTY Dollar	NON FACULTY FTE	EMPLOYEE BENEFITS	PERSONAL SERVICE CREDITS	TOTAL PERSONAL SERVICES	TOTAL OPERATING EXPENSES	TOTAL
46-4236-2003202	UNF:Kiewit Student Success Academy Yr 2	0	0.00	38,715	1.00	6,543	0	45,258	0	45,258
47-4201-2008100	UNF:Dreamers Pathway Comm Coordinator	0	0.00	56,383	1.00	9,528	0	65,911	0	65,911
	TOTAL	**0**	**0.00**	**95,098**	**2.00**	**16,071**	**0**	**111,169**	**0**	**111,169**

COST OBJECT LISTING BY SUB PROGRAM
2018-2019GENERAL OPERATING BUDGET
UNIVERSITY OF NEBRASKA AT OMAHA

SUBPROGRAM #/NAME: 42 Student Services

UNO-Auxiliary-799 Auxiliaries & Services/Restricted

COST OBJECT		FACULTY Dollar	FACULTY FTE	NON FACULTY Dollar	NON FACULTY FTE	EMPLOYEE BENEFITS	PERSONAL SERVICE CREDITS	TOTAL PERSONAL SERVICES	TOTAL OPERATING EXPENSES	TOTAL
43-4201-0400	Facilities Fee	0	0.00	0	0.00	0	0	0	653,521	653,521
43-4201-1100	Housing Adm Fee - Student Affairs	0	0.00	33,732	0.27	7,903	0	41,635	11,365	53,000
43-4233-0100	Veterans Affairs	0	0.00	0	0.00	0	0	0	13,500	13,500
43-4250-0200	Student Center Administration	0	0.00	311,453	5.70	99,389	0	410,842	164,158	575,000
43-4250-0800	Child Care Center	0	0.00	343,335	11.35	100,975	0	444,310	285,690	730,000
43-4251-0100	University Bookstore	0	0.00	760,769	25.52	188,784	0	949,553	5,647,194	6,596,747
43-4251-0300	UNMC Bookstore	0	0.00	181,372	4.80	31,881	0	213,253	0	213,253
43-4252-0100	Food Service	0	0.00	1,364,622	54.11	319,316	0	1,683,938	1,580,591	3,264,529
43-4252-0600	Convenience Store	0	0.00	0	0.00	0	0	0	62,559	62,559
43-4253-0100	MBSC	0	0.00	582,315	17.93	196,375	0	778,690	213,147	991,837
43-4253-0200	Welcome Week	0	0.00	0	0.00	0	0	0	24,000	24,000
43-4253-0300	MBSC Equip & Maint	0	0.00	0	0.00	0	0	0	67,000	67,000
43-4255-0100	HPER Recreation Program	0	0.00	1,243,609	42.24	169,314	0	1,412,923	345,901	1,758,824
43-4255-0300	Outdoor Venture Center	0	0.00	116,086	5.61	6,109	0	122,195	44,899	167,094
43-4255-0400	HPER Locker Room	0	0.00	19,640	0.77	3,029	0	22,669	5,631	28,300
43-4255-8100	Dome Operations	0	0.00	107,678	4.24	4,393	0	112,071	10,503	122,574
43-4256-0200	Alcohol and Drug Education	0	0.00	142,543	2.53	38,582	0	181,125	22,811	203,936
	TOTAL	**0**	**0.00**	**5,207,154**	**175.07**	**1,166,050**	**0**	**6,373,204**	**9,152,470**	**15,525,674**
	SUB PROGRAM TOTAL	**0**	**0**	**12,500,907**	**322**	**2,999,034**	**0**	**15,499,941**	**11,327,852**	**26,827,793**

SUBPROGRAM #/NAME: 43 Business and Finance

UNO-State General Fund-791 State & University Generated/Unrestricted

COST OBJECT		FACULTY Dollar	FACULTY FTE	NON FACULTY Dollar	NON FACULTY FTE	EMPLOYEE BENEFITS	PERSONAL SERVICE CREDITS	TOTAL PERSONAL SERVICES	TOTAL OPERATING EXPENSES	TOTAL
41-4301-0100	Vice Chancellor for Business & Finance	0	0.00	450,647	3.00	115,373	0	566,020	4,394	570,414
41-4301-0200	Business & Finance - Travel/Equipment	0	0.00	0	0.00	0	0	0	44,273	44,273
41-4305-0100	Finance	0	0.00	469,401	5.42	118,703	0	588,104	7,184	595,288
41-4305-0200	Administration Development Support	0	0.00	0	0.00	0	0	0	53,400	53,400
41-4306-0100	Accounting Services Department	0	0.00	642,935	9.46	162,071	0	805,006	19,295	824,301
41-4307-0100	Cashiering/Student Accounts	0	0.00	284,556	7.79	66,593	0	351,149	86,521	437,670
41-4308-0100	Business Systems	0	0.00	213,193	3.00	54,581	0	267,774	15,000	282,774
41-4309-0100	Grants Accounting	0	0.00	160,608	2.25	41,119	0	201,727	6,750	208,477
41-4310-0100	Procurement	0	0.00	61,609	1.25	14,909	0	76,518	75,000	151,518
41-4311-0100	Environmental Health & Safety	0	0.00	409,369	5.71	102,316	0	511,685	46,959	558,644
41-4312-0100	Mail Service	0	0.00	376,510	10.82	89,377	0	465,887	1,247	467,134
41-4314-0100	Bonds and Insurance	0	0.00	0	0.00	0	0	0	601,044	601,044
41-4320-0100	Human Resources	0	0.00	703,637	11.76	179,225	0	882,862	46,295	929,157
41-4320-0110	HR - Campus Process Costs	0	0.00	0	0.00	0	0	0	30,000	30,000
41-4320-0200	Training and Development	0	0.00	0	0.00	0	0	0	15,000	15,000
41-4320-0400	On Campus Student Employment	0	0.00	55,197	1.00	14,132	0	69,329	500	69,829
41-4321-0100	Payroll	0	0.00	91,357	1.50	23,388	0	114,745	4,500	119,245
41-4322-0100	Equity, Access & Diversity	0	0.00	137,531	2.00	35,209	0	172,740	10,000	182,740
41-4330-0100	Miscellaneous General Expense	0	0.00	0	0.00	0	0	0	219,522	219,522
41-4330-0200	Infrastructure Support	0	0.00	0	0.00	0	0	0	104,480	104,480
41-4390-0100	Workers' Compensation	0	0.00	0	0.00	35,493	0	35,493	0	35,493
41-4390-0200	Unemployment Compensation	0	0.00	0	0.00	3,656	0	3,656	0	3,656
41-4399-0200	NU Values Adjustments	0	0.00	75,869	0.00	5,258	0	81,127	0	81,127
	TOTAL	**0**	**0.00**	**4,132,419**	**64.96**	**1,061,403**	**0**	**5,193,822**	**1,391,364**	**6,585,186**

COST OBJECT LISTING BY SUB PROGRAM
2018-2019GENERAL OPERATING BUDGET
UNIVERSITY OF NEBRASKA AT OMAHA

SUBPROGRAM #/NAME: 43 Business and Finance

UNO-State General Fund-791 Revolving/Designated

COST OBJECT		FACULTY Dollar	FACULTY FTE	NON FACULTY Dollar	NON FACULTY FTE	EMPLOYEE BENEFITS	PERSONAL SERVICE CREDITS	TOTAL PERSONAL SERVICES	TOTAL OPERATING EXPENSES	TOTAL
42-4306-0200	Accounting Services Admin Fee	0	0.00	14,983	0.16	3,240	0	18,223	277	18,500
42-4307-0100	Perkins/NDSL Adminstration	0	0.00	2,047	0.11	146	0	2,193	22,807	25,000
42-4307-0300	CashieringStudent Accounts SASF	0	0.00	47,771	1.00	17,149	0	64,920	0	64,920
42-4308-0100	Business Systems SASF	0	0.00	73,889	1.00	17,335	0	91,224	0	91,224
42-4309-0100	W/S & SEOG 75%	0	0.00	14,676	0.20	3,454	0	18,130	19,922	38,052
42-4309-0200	Pell Admistrative Allocation	0	0.00	0	0.00	0	0	0	5,000	5,000
	TOTAL	**0**	**0.00**	**153,366**	**2.47**	**41,324**	**0**	**194,690**	**48,006**	**242,696**

UNO-State General Fund-791 Cash & Student Contracts/Designated

COST OBJECT		FACULTY Dollar	FACULTY FTE	NON FACULTY Dollar	NON FACULTY FTE	EMPLOYEE BENEFITS	PERSONAL SERVICE CREDITS	TOTAL PERSONAL SERVICES	TOTAL OPERATING EXPENSES	TOTAL
41-4301-0300	Business & Finance - Indirect Cost	0	0.00	49,451	1.00	13,369	0	62,820	0	62,820
	TOTAL	**0**	**0.00**	**49,451**	**1.00**	**13,369**	**0**	**62,820**	**0**	**62,820**

UNO-Auxiliary-799 Auxiliaries & Services/Restricted

COST OBJECT		FACULTY Dollar	FACULTY FTE	NON FACULTY Dollar	NON FACULTY FTE	EMPLOYEE BENEFITS	PERSONAL SERVICE CREDITS	TOTAL PERSONAL SERVICES	TOTAL OPERATING EXPENSES	TOTAL
43-4350-0310	Finance Adm Alloc	0	0.00	63,586	1.00	14,911	0	78,497	0	78,497
	TOTAL	**0**	**0.00**	**63,586**	**1.00**	**14,911**	**0**	**78,497**	**0**	**78,497**
	SUB PROGRAM TOTAL	**0**	**0**	**4,398,822**	**69**	**1,131,007**	**0**	**5,529,829**	**1,439,370**	**6,969,199**

SUBPROGRAM #/NAME: 44 General Expense

UNO-State General Fund-791 State & University Generated/Unrestricted

COST OBJECT		FACULTY Dollar	FACULTY FTE	NON FACULTY Dollar	NON FACULTY FTE	EMPLOYEE BENEFITS	PERSONAL SERVICE CREDITS	TOTAL PERSONAL SERVICES	TOTAL OPERATING EXPENSES	TOTAL
41-4405-0100	Special Projects	0	0.00	0	0.00	0	0	0	5,060	5,060
41-4405-0200	Special Events	0	0.00	0	0.00	0	0	0	20,000	20,000
41-4410-0100	University Communications	0	0.00	984,219	17.29	251,832	0	1,236,051	72,484	1,308,535
41-4410-0400	Marketing	0	0.00	0	0.00	0	0	0	97,000	97,000
41-4410-0600	Government Relations	0	0.00	29,168	0.30	7,468	0	36,636	22,513	59,149
41-4410-0700	UComm Commencement	0	0.00	994	0.00	69	0	1,063	123,968	125,031
41-4415-0100	Employee Assistance Program	0	0.00	0	0.00	0	0	0	28,432	28,432
41-4425-0200	Alumni Association Support	0	0.00	33,239	0.75	8,512	0	41,751	57,000	98,751
41-4490-0100	Unemployment Compensation	0	0.00	0	0.00	0	0	0	7,561	7,561
41-4499-0200	Salary Adjustments	0	0.00	41,932	0.00	2,906	0	44,838	0	44,838
	TOTAL	**0**	**0.00**	**1,089,552**	**18.34**	**270,787**	**0**	**1,360,339**	**434,018**	**1,794,357**

UNO-Auxiliary-799 Auxiliaries & Services/Restricted

COST OBJECT		FACULTY Dollar	FACULTY FTE	NON FACULTY Dollar	NON FACULTY FTE	EMPLOYEE BENEFITS	PERSONAL SERVICE CREDITS	TOTAL PERSONAL SERVICES	TOTAL OPERATING EXPENSES	TOTAL
43-4411-0100	MavCard Services	0	0.00	111,709	2.75	42,330	0	154,039	150,961	305,000
43-4451-0200	Strauss Utilization	0	0.00	13,524	0.27	3,169	0	16,693	88	16,781
43-4451-0730	Housing Administrative Fee	0	0.00	0	0.00	0	0	0	112,446	112,446
43-4451-0750	Housing Adm - Business & Finance	0	0.00	36,081	0.38	7,929	0	44,010	13,440	57,450
43-4451-0751	Housing Adm - Public Safety	0	0.00	82,088	1.00	12,119	0	94,207	12,343	106,550
43-4451-0752	Housing Adm - Security Maint/IS Systems	0	0.00	0	0.00	0	0	0	59,000	59,000
	TOTAL	**0**	**0.00**	**243,402**	**4.40**	**65,547**	**0**	**308,949**	**348,278**	**657,227**

COST OBJECT LISTING BY SUB PROGRAM
2018-2019GENERAL OPERATING BUDGET
UNIVERSITY OF NEBRASKA AT OMAHA

SUB PROGRAM TOTAL		**0**	**0**	**1,332,954**	**23**	**336,334**	**0**	**1,669,288**	**782,296**	**2,451,584**

SUBPROGRAM #/NAME: 46 Peter Kiewit Institute

UNO-Trust-Grant/Cont/Loan/End-798 Trust/Restricted

COST OBJECT		FACULTY Dollar	FACULTY FTE	NON FACULTY Dollar	NON FACULTY FTE	EMPLOYEE BENEFITS	PERSONAL SERVICE CREDITS	TOTAL PERSONAL SERVICES	TOTAL OPERATING EXPENSES	TOTAL
47-4602-2004100	UNF:PKI Office Support	0	0.00	104,351	1.00	17,635	0	121,986	0	121,986
	TOTAL	**0**	**0.00**	**104,351**	**1.00**	**17,635**	**0**	**121,986**	**0**	**121,986**
	SUB PROGRAM TOTAL	**0**	**0**	**104,351**	**1**	**17,635**	**0**	**121,986**	**0**	**121,986**

SUBPROGRAM #/NAME: 75 Student Housing

UNO-Auxiliary-799 Auxiliaries & Services/Restricted

COST OBJECT		FACULTY Dollar	FACULTY FTE	NON FACULTY Dollar	NON FACULTY FTE	EMPLOYEE BENEFITS	PERSONAL SERVICE CREDITS	TOTAL PERSONAL SERVICES	TOTAL OPERATING EXPENSES	TOTAL
43-7501-0100	Housing - Administration	0	0.00	18,106	0.40	9,748	0	27,854	13,966	41,820
43-7510-0100	Maverick Village	0	0.00	282,486	7.47	94,776	0	377,262	646,682	1,023,944
43-7515-0100	University Village	0	0.00	404,053	10.70	145,612	0	549,665	940,756	1,490,421
	TOTAL	**0**	**0.00**	**704,645**	**18.57**	**250,136**	**0**	**954,781**	**1,601,404**	**2,556,185**
	SUB PROGRAM TOTAL	**0**	**0**	**704,645**	**19**	**250,136**	**0**	**954,781**	**1,601,404**	**2,556,185**

SUBPROGRAM #/NAME: 77 Intercollegiate Athletics

UNO-State General Fund-791 State & University Generated/Unrestricted

COST OBJECT		FACULTY Dollar	FACULTY FTE	NON FACULTY Dollar	NON FACULTY FTE	EMPLOYEE BENEFITS	PERSONAL SERVICE CREDITS	TOTAL PERSONAL SERVICES	TOTAL OPERATING EXPENSES	TOTAL
41-7701-0100	Intercollegiate Athletics	0	0.00	4,511,783	0.00	1,184,281	0	5,696,064	0	5,696,064
	TOTAL	**0**	**0.00**	**4,511,783**	**0.00**	**1,184,281**	**0**	**5,696,064**	**0**	**5,696,064**

UNO-Auxiliary-799 Auxiliaries & Services/Restricted

COST OBJECT		FACULTY Dollar	FACULTY FTE	NON FACULTY Dollar	NON FACULTY FTE	EMPLOYEE BENEFITS	PERSONAL SERVICE CREDITS	TOTAL PERSONAL SERVICES	TOTAL OPERATING EXPENSES	TOTAL
43-7701-0100	Athletics Administration	0	0.00	856,259	5.97	241,599	0	1,097,858	689,738	1,787,596
43-7701-0200	Athletic Media Relations	0	0.00	132,706	3.07	37,290	0	169,996	50,000	219,996
43-7701-0300	NCAA Compliance	0	0.00	87,899	2.22	24,700	0	112,599	20,000	132,599
43-7701-0350	Academic Resource Room	0	0.00	152,663	3.00	42,898	0	195,561	33,000	228,561
43-7701-0400	Marketing	0	0.00	34,000	1.81	9,554	0	43,554	150,000	193,554
43-7701-0420	Video Production	0	0.00	49,177	1.00	13,819	0	62,996	20,000	82,996
43-7701-0430	Social Media	0	0.00	93,455	2.00	26,261	0	119,716	25,000	144,716
43-7701-0450	Ticket Office	0	0.00	84,475	2.76	23,737	0	108,212	75,000	183,212
43-7701-0600	Trade Outs	0	0.00	0	0.00	0	0	0	250,000	250,000
43-7701-0800	Training Room	0	0.00	358,251	6.00	100,669	0	458,920	115,000	573,920
43-7701-0900	Strength And Conditioning	0	0.00	135,358	3.52	38,036	0	173,394	47,500	220,894
43-7701-1000	Equipment Room	0	0.00	118,950	3.41	33,425	0	152,375	234,500	386,875
43-7701-1100	Business Office	0	0.00	173,580	2.00	48,776	0	222,356	6,500	228,856
43-7701-1200	Athletic Facilities	0	0.00	37,755	1.33	10,609	0	48,364	47,500	95,864
43-7701-1210	Baseball Seymour Smith	0	0.00	0	0.00	0	0	0	5,500	5,500
43-7701-1220	Softball Westside Field	0	0.00	0	0.00	0	0	0	27,500	27,500
43-7701-1300	Concessions	0	0.00	61,296	1.78	17,224	0	78,520	20,000	98,520
43-7701-1500	Athletic Insurance	0	0.00	0	0.00	0	0	0	175,000	175,000
43-7701-2000	Athletics-Clinics Strength & Cond	0	0.00	0	0.00	0	0	0	5,000	5,000

COST OBJECT LISTING BY SUB PROGRAM
2018-2019GENERAL OPERATING BUDGET
UNIVERSITY OF NEBRASKA AT OMAHA

SUBPROGRAM #/NAME: 77 Intercollegiate Athletics

UNO-Auxiliary-799 Auxiliaries & Services/Restricted

COST OBJECT		FACULTY Dollar	FACULTY FTE	NON FACULTY Dollar	NON FACULTY FTE	EMPLOYEE BENEFITS	PERSONAL SERVICE CREDITS	TOTAL PERSONAL SERVICES	TOTAL OPERATING EXPENSES	TOTAL
43-7701-3500	Women's Walk	0	0.00	51,044	1.00	14,343	0	65,387	0	65,387
43-7701-3600	Night with the Mavs	0	0.00	0	0.00	0	0	0	10,000	10,000
43-7701-5000	Athletic Budget Adjustment	0	0.00	-4,511,783	0.00	-1,184,281	0	-5,696,064	0	-5,696,064
43-7705-0100	Men's Athletics - Basketball	0	0.00	410,162	5.00	115,256	0	525,418	292,500	817,918
43-7705-0200	Men's Athletics - Baseball	0	0.00	149,387	3.00	41,978	0	191,365	229,000	420,365
43-7705-0500	Men's Athletics - Hockey	0	0.00	524,375	4.00	147,349	0	671,724	645,000	1,316,724
43-7705-0505	Men's Athletics - Hockey GIA	0	0.00	0	0.00	0	0	0	195,000	195,000
43-7705-0600	Men's Athletics - Hockey Administration	0	0.00	0	0.00	0	0	0	303,000	303,000
43-7705-0900	Men's Athletics - Tennis	0	0.00	36,478	1.00	10,250	0	46,728	60,250	106,978
43-7705-1000	Men's Athletics - Golf	0	0.00	39,642	1.00	11,139	0	50,781	73,200	123,981
43-7705-1100	Men's Athletics - Soccer	0	0.00	127,735	2.00	35,894	0	163,629	160,000	323,629
43-7705-1500	Men's Athletics - GIA	0	0.00	0	0.00	0	0	0	400,000	400,000
43-7705-2100	Men's Athletics - Clinics Basketball	0	0.00	0	0.00	0	0	0	20,000	20,000
43-7710-0100	Women's Athletics - Basketball	0	0.00	313,766	5.00	88,168	0	401,934	211,000	612,934
43-7710-0200	Women's Athletics - Softball	0	0.00	112,344	2.00	31,569	0	143,913	148,750	292,663
43-7710-0300	Women's Athletics - Cross Country/Track	0	0.00	88,573	2.00	24,889	0	113,462	107,500	220,962
43-7710-0400	Women's Athletics - Volleyball	0	0.00	167,441	3.00	47,051	0	214,492	162,500	376,992
43-7710-0500	Women's Athletics - Swimming	0	0.00	100,817	2.00	28,330	0	129,147	102,000	231,147
43-7710-0600	Women's Athletics - Soccer	0	0.00	107,803	2.00	30,293	0	138,096	113,000	251,096
43-7710-0700	Women's Athletics - Tennis	0	0.00	36,478	1.00	10,250	0	46,728	60,250	106,978
43-7710-0800	Women's Athletics - Golf	0	0.00	39,638	1.00	11,138	0	50,776	73,200	123,976
43-7710-1500	Women's Athletics - GIA	0	0.00	0	0.00	0	0	0	500,000	500,000
43-7710-2000	Women's Athletics - Clinics Basketball	0	0.00	0	0.00	0	0	0	15,000	15,000
43-7710-2100	Women's Softball Coaching Clinic	0	0.00	0	0.00	0	0	0	10,000	10,000
43-7710-2200	Women's Athletics - Clinics Volleyball	0	0.00	0	0.00	0	0	0	25,000	25,000
43-7710-2500	Women's Athletics - Clinics Soccer	0	0.00	0	0.00	0	0	0	15,000	15,000
43-7710-2600	Women's Athletics - Clinics Swim	0	0.00	0	0.00	0	0	0	25,000	25,000
43-7710-2800	Women's Athletics - Clinics CC/Track	0	0.00	0	0.00	0	0	0	5,000	5,000
	TOTAL	**0**	**0.00**	**169,724**	**74.87**	**132,213**	**0**	**301,937**	**5,957,888**	**6,259,825**
	SUB PROGRAM TOTAL	**0**	**0**	**4,681,507**	**75**	**1,316,494**	**0**	**5,998,001**	**5,957,888**	**11,955,889**

SUBPROGRAM #/NAME: 78 Arena

UNO-Auxiliary-799 Auxiliaries & Services/Restricted

COST OBJECT		FACULTY Dollar	FACULTY FTE	NON FACULTY Dollar	NON FACULTY FTE	EMPLOYEE BENEFITS	PERSONAL SERVICE CREDITS	TOTAL PERSONAL SERVICES	TOTAL OPERATING EXPENSES	TOTAL
43-7801-0100	Arena Administration	0	0.00	1,045,135	30.22	225,985	0	1,271,120	2,260,855	3,531,975
	TOTAL	**0**	**0.00**	**1,045,135**	**30.22**	**225,985**	**0**	**1,271,120**	**2,260,855**	**3,531,975**
	SUB PROGRAM TOTAL	**0**	**0**	**1,045,135**	**30**	**225,985**	**0**	**1,271,120**	**2,260,855**	**3,531,975**

SUBPROGRAM #/NAME: 98 Company Balance Sheets

UNO-Auxiliary-799 Auxiliaries & Services/Restricted

COST OBJECT		FACULTY Dollar	FACULTY FTE	NON FACULTY Dollar	NON FACULTY FTE	EMPLOYEE BENEFITS	PERSONAL SERVICE CREDITS	TOTAL PERSONAL SERVICES	TOTAL OPERATING EXPENSES	TOTAL
43-9810-0200	Gateway	0	0.00	60,914	1.20	26,213	0	87,127	0	87,127
43-9810-0500	Maverick Productions	0	0.00	8,194	0.23	2,449	0	10,643	0	10,643
43-9810-0700	Student Government	0	0.00	27,463	0.77	8,104	0	35,567	0	35,567

COST OBJECT LISTING BY SUB PROGRAM
2018-2019GENERAL OPERATING BUDGET
UNIVERSITY OF NEBRASKA AT OMAHA

SUBPROGRAM #/NAME: 98 Company Balance Sheets

UNO-Auxiliary-799 Auxiliaries & Services/Restricted

COST OBJECT		FACULTY Dollar	FACULTY FTE	NON FACULTY Dollar	NON FACULTY FTE	EMPLOYEE BENEFITS	PERSONAL SERVICE CREDITS	TOTAL PERSONAL SERVICES	TOTAL OPERATING EXPENSES	TOTAL
43-9825-0200	Alumni	0	0.00	102,963	2.36	37,701	0	140,664	0	140,664
43-9825-0400	Miscellaneous	0	0.00	0	0.00	9,955	0	9,955	13,961,376	13,971,331
43-9825-5900	Nebraska Applied Research Institute-NARI	0	0.00	2,512,066	23.75	287,170	0	2,799,236	0	2,799,236
	TOTAL	**0**	**0.00**	**2,711,600**	**28.31**	**371,592**	**0**	**3,083,192**	**13,961,376**	**17,044,568**
	SUB PROGRAM TOTAL	**0**	**0**	**2,711,600**	**28**	**371,592**	**0**	**3,083,192**	**13,961,376**	**17,044,568**

SUBPROGRAM #/NAME: 99 Income Activity

UNO-Federal Letter of Credit-796 Federal/Restricted

COST OBJECT		FACULTY Dollar	FACULTY FTE	NON FACULTY Dollar	NON FACULTY FTE	EMPLOYEE BENEFITS	PERSONAL SERVICE CREDITS	TOTAL PERSONAL SERVICES	TOTAL OPERATING EXPENSES	TOTAL
44-9990-0100	Budget Adjustment-Instruction	0	0.00	0	0.00	0	0	0	500,000	500,000
44-9990-0200	Budget Adjustment-Research	0	0.00	0	0.00	0	0	0	4,476,650	4,476,650
44-9990-0300	Budget Adjustment-Public Service	0	0.00	0	0.00	0	0	0	1,364,957	1,364,957
44-9990-0400	Budget Adjustment-Academic Support	0	0.00	0	0.00	0	0	0	40,000	40,000
44-9990-0500	Budget Adjustment-Student Service	0	0.00	0	0.00	0	0	0	189,274	189,274
44-9990-0600	Budget Adjustment-Institutional Admin	0	0.00	0	0.00	0	0	0	50,000	50,000
44-9990-0700	Budget Adjustment-Physical Plant	0	0.00	0	0.00	0	0	0	10,000	10,000
44-9990-0800	Budget Adjustment-Scholarship	0	0.00	0	0.00	0	0	0	78,950,000	78,950,000
	TOTAL	**0**	**0.00**	**0**	**0.00**	**0**	**0**	**0**	**85,580,881**	**85,580,881**

UNO-Federal Advance-797 Federal/Restricted

COST OBJECT		FACULTY Dollar	FACULTY FTE	NON FACULTY Dollar	NON FACULTY FTE	EMPLOYEE BENEFITS	PERSONAL SERVICE CREDITS	TOTAL PERSONAL SERVICES	TOTAL OPERATING EXPENSES	TOTAL
45-9990-0000	Budget Adjustment-Agency	0	0.00	0	0.00	0	0	0	4,950,000	4,950,000
45-9990-0100	Budget Adjustment-Instruction	0	0.00	0	0.00	0	0	0	557,006	557,006
45-9990-0200	Budget Adjustment-Research	0	0.00	0	0.00	0	0	0	1,300,000	1,300,000
45-9990-0300	Budget Adjustment-Public Service	0	0.00	0	0.00	0	0	0	924,642	924,642
45-9990-0800	Budget Adjustment-Scholarship	0	0.00	0	0.00	0	0	0	450,000	450,000
	TOTAL	**0**	**0.00**	**0**	**0.00**	**0**	**0**	**0**	**8,181,648**	**8,181,648**

UNO-Trust-Grant/Cont/Loan/End-798 Trust/Restricted

COST OBJECT		FACULTY Dollar	FACULTY FTE	NON FACULTY Dollar	NON FACULTY FTE	EMPLOYEE BENEFITS	PERSONAL SERVICE CREDITS	TOTAL PERSONAL SERVICES	TOTAL OPERATING EXPENSES	TOTAL
46-9990-0000	Budget Adjustment-Agency	0	0.00	0	0.00	0	0	0	17,200,000	17,200,000
46-9990-0100	Budget Adjustment-Instruction	0	0.00	0	0.00	0	0	0	2,966,812	2,966,812
46-9990-0200	Budget Adjustment-Research	0	0.00	0	0.00	0	0	0	3,114,049	3,114,049
46-9990-0300	Budget Adjustment-Public Service	0	0.00	0	0.00	0	0	0	2,709,163	2,709,163
46-9990-0400	Budget Adjustment-Academic Support	0	0.00	0	0.00	0	0	0	427,000	427,000
46-9990-0500	Budget Adjustment-Student Service	0	0.00	0	0.00	0	0	0	104,742	104,742
46-9990-0600	Budget Adjustment-Institutional Admin	0	0.00	0	0.00	0	0	0	39,245	39,245
46-9990-0700	Budget Adjustment-Physical Plant	0	0.00	0	0.00	0	0	0	400,000	400,000
46-9990-0800	Budget Adjustment-Scholarship	0	0.00	0	0.00	0	0	0	5,100,000	5,100,000
	TOTAL	**0**	**0.00**	**0**	**0.00**	**0**	**0**	**0**	**32,061,011**	**32,061,011**
	SUB PROGRAM TOTAL	**0**	**0**	**0**	**0**	**0**	**0**	**0**	**125,823,540**	**125,823,540**

COST OBJECT LISTING BY SUB PROGRAM
2018-2019GENERAL OPERATING BUDGET
UNIVERSITY OF NEBRASKA AT KEARNEY

SUBPROGRAM #/NAME: 01 Academics Affairs

UNK-State General Fund-751 State & University Generated/Unrestricted

COST OBJECT		FACULTY Dollar	FACULTY FTE	NON FACULTY Dollar	NON FACULTY FTE	EMPLOYEE BENEFITS	PERSONAL SERVICE CREDITS	TOTAL PERSONAL SERVICES	TOTAL OPERATING EXPENSES	TOTAL
51-0101-0100	VC Academic Affairs	0	0.00	643,441	6.62	189,638	0	833,079	24,339	857,418
51-0102-0100	SVCAA-Diversity Funds	32,779	0.62	0	0.00	15,531	0	48,310	0	48,310
51-0102-0200	Assessment	284	0.00	41,000	0.50	14,521	0	55,805	16,415	72,220
51-0102-0300	Artists And Lecturers	0	0.00	0	0.00	0	0	0	16,561	16,561
51-0102-0400	World Affairs Conference	0	0.00	0	0.00	0	0	0	2,331	2,331
51-0102-0600	SVCAA-Permanent Salary Savings	83,040	0.00	0	0.00	13,174	0	96,214	0	96,214
51-0102-0700	Academic Catalog	0	0.00	0	0.00	0	0	0	13,583	13,583
51-0199-0300	Interim Cash Fund Budget Adj	3,807	0.00	10,597	0.00	2,280	0	16,684	3,763,080	3,779,764
51-0199-0301	BRT-Budget Savings	0	0.00	163,070	3.91	87,930	0	251,000	-251,000	0
51-0199-0302	Budget Cuts	1,101,065	14.75	1,051,269	16.31	886,886	0	3,039,220	-2,080,831	958,389
51-0199-0400	Campus Priority Funding	0	0.00	0	0.00	0	0	0	53,782	53,782
51-0199-0500	Budget Adj - Benefits	0	0.00	0	0.00	-847,617	0	-847,617	-28,587	-876,204
51-0199-0900	Research Incentive Allocation-Campus	0	0.00	0	0.00	0	0	0	20,000	20,000
	TOTAL	**1,220,975**	**15.37**	**1,909,377**	**27.34**	**362,343**	**0**	**3,492,695**	**1,549,673**	**5,042,368**

UNK-State General Fund-751 Revolving/Designated

COST OBJECT		FACULTY Dollar	FACULTY FTE	NON FACULTY Dollar	NON FACULTY FTE	EMPLOYEE BENEFITS	PERSONAL SERVICE CREDITS	TOTAL PERSONAL SERVICES	TOTAL OPERATING EXPENSES	TOTAL
52-0199-0500	Budget Adjustment Revolving - Instructio	321,483	0.37	1,107,603	0.26	129,918	0	1,559,004	1,796,200	3,355,204
52-0199-0600	Budget Adjustment Revolving - Academic S	0	0.00	0	0.00	0	0	0	595,392	595,392
	TOTAL	**321,483**	**0.37**	**1,107,603**	**0.26**	**129,918**	**0**	**1,559,004**	**2,391,592**	**3,950,596**

UNK-State General Fund-751 Cash & Student Contracts/Designated

COST OBJECT		FACULTY Dollar	FACULTY FTE	NON FACULTY Dollar	NON FACULTY FTE	EMPLOYEE BENEFITS	PERSONAL SERVICE CREDITS	TOTAL PERSONAL SERVICES	TOTAL OPERATING EXPENSES	TOTAL
51-0199-0800	Research Incentive Allocation-Department	0	0.00	0	0.00	0	0	0	190,000	190,000
	TOTAL	**0**	**0.00**	**0**	**0.00**	**0**	**0**	**0**	**190,000**	**190,000**

UNK-Trust-Grant/Cont/Loan/End-758 Trust/Restricted

COST OBJECT		FACULTY Dollar	FACULTY FTE	NON FACULTY Dollar	NON FACULTY FTE	EMPLOYEE BENEFITS	PERSONAL SERVICE CREDITS	TOTAL PERSONAL SERVICES	TOTAL OPERATING EXPENSES	TOTAL
56-0102-0003012	Thompson Scholars 2017-2018	0	0.00	203,921	4.00	85,195	0	289,116	0	289,116
57-0102-0001001	Martin Faculty Chair	1,750	0.00	0	0.00	0	0	1,750	0	1,750
57-0102-0002001	Reynolds Chair-Engl	15,000	0.00	0	0.00	0	0	15,000	0	15,000
57-0102-0005001	Foun-Williams Community Chair Fund	49,094	0.50	0	0.00	0	0	49,094	0	49,094
	TOTAL	**65,844**	**0.50**	**203,921**	**4.00**	**85,195**	**0**	**354,960**	**0**	**354,960**
	SUB PROGRAM TOTAL	**1,608,302**	**16**	**3,220,901**	**32**	**577,456**	**0**	**5,406,659**	**4,131,265**	**9,537,924**

SUBPROGRAM #/NAME: 05 College of Natural and Social Sciences

UNK-Trust-Grant/Cont/Loan/End-758 Trust/Restricted

COST OBJECT		FACULTY Dollar	FACULTY FTE	NON FACULTY Dollar	NON FACULTY FTE	EMPLOYEE BENEFITS	PERSONAL SERVICE CREDITS	TOTAL PERSONAL SERVICES	TOTAL OPERATING EXPENSES	TOTAL
56-0510-0130001	UNL/EPSCoR RII Trck 1 Root/Rhiz Innov	55,963	1.00	0	0.00	25,563	0	81,526	0	81,526
57-0511-0001001	Foun-Chemistry Fox Chair	5,758	0.00	0	0.00	0	0	5,758	0	5,758
	TOTAL	**61,721**	**1.00**	**0**	**0.00**	**25,563**	**0**	**87,284**	**0**	**87,284**

COST OBJECT LISTING BY SUB PROGRAM
2018-2019GENERAL OPERATING BUDGET
UNIVERSITY OF NEBRASKA AT KEARNEY

	SUB PROGRAM TOTAL	**61,721**	**1**	**0**	**0**	**25,563**	**0**	**87,284**	**0**	**87,284**

SUBPROGRAM #/NAME: 06 College of Business Administration

UNK-State General Fund-751 State & University Generated/Unrestricted

COST OBJECT		FACULTY Dollar	FACULTY FTE	NON FACULTY Dollar	NON FACULTY FTE	EMPLOYEE BENEFITS	PERSONAL SERVICE CREDITS	TOTAL PERSONAL SERVICES	TOTAL OPERATING EXPENSES	TOTAL
51-0601-0100	Dean College of Business/Techology	0	0.00	273,992	2.60	73,268	0	347,260	5,475	352,735
51-0602-0200	Business/Technology General	72,000	0.60	91,744	2.84	37,189	0	200,933	73,723	274,656
51-0602-0400	West Center Computer Lab	0	0.00	76,737	1.15	27,355	0	104,092	20,350	124,442
51-0602-0700	Military Science	0	0.00	0	0.00	0	0	0	2,500	2,500
51-0602-0900	CBT Career Center	0	0.00	102,554	1.88	46,542	0	149,096	7,000	156,096
51-0602-8002	Dist Tuit Diff - BS in Business Admin	0	0.00	0	0.50	0	0	0	0	0
51-0610-0100	Accounting/Finance	995,916	8.60	56,051	0.57	264,524	0	1,316,491	27,000	1,343,491
51-0612-0100	Economics	336,528	4.10	39,404	0.52	112,941	0	488,873	21,300	510,173
51-0613-0100	Family Studies	551,652	6.60	71,877	1.55	174,306	0	797,835	20,600	818,435
51-0613-0200	POE-Family Studies	61,155	1.00	0	0.00	20,762	0	81,917	0	81,917
51-0614-0100	Industrial Technology	569,156	7.25	73,764	1.55	212,286	0	855,206	29,000	884,206
51-0614-0300	POE-Industrial Technology	28,268	0.35	33,091	0.62	22,235	0	83,594	0	83,594
51-0614-8001	Dist Tuit Diff - Industrial Tech	0	0.00	0	1.00	0	0	0	0	0
51-0615-0100	Management	731,592	7.60	76,677	1.75	227,443	0	1,035,712	19,250	1,054,962
51-0615-7000	POE-Management Faculty Position	77,648	1.00	0	0.00	17,704	0	95,352	0	95,352
51-0616-0100	MBA Program	0	0.00	55,675	0.69	17,675	0	73,350	2,500	75,850
51-0616-0200	POE-MBA	0	0.00	31,059	0.86	9,105	0	40,164	0	40,164
51-0618-0100	Marketing/MIS	449,482	4.85	81,593	1.52	144,000	0	675,075	18,000	693,075
51-0618-0200	POE-Marketing/MIS	29,396	0.25	0	0.00	6,982	0	36,378	0	36,378
51-0618-7000	POE-Supply Chain Management Position	0	0.00	0	0.00	0	0	0	100,868	100,868
51-0619-0100	Cyber Systems	220,250	2.32	60,535	1.08	74,348	0	355,133	22,366	377,499
51-0619-7000	POE-Computer Science & Info Tech Faculty	27,449	0.28	0	0.00	5,381	0	32,830	0	32,830
51-0619-7001	POE-Cyber Sys Tenure Track Professor	87,309	1.00	0	0.00	30,525	0	117,834	3,134	120,968
51-0699-0200	College of Business/Technology Unallocat	998,448	11.00	42,317	1.00	364,913	0	1,405,678	0	1,405,678
	TOTAL	**5,236,249**	**56.80**	**1,167,070**	**21.68**	**1,889,484**	**0**	**8,292,803**	**373,066**	**8,665,869**

UNK-Trust-Grant/Cont/Loan/End-758 Trust/Restricted

COST OBJECT		FACULTY Dollar	FACULTY FTE	NON FACULTY Dollar	NON FACULTY FTE	EMPLOYEE BENEFITS	PERSONAL SERVICE CREDITS	TOTAL PERSONAL SERVICES	TOTAL OPERATING EXPENSES	TOTAL
57-0602-0002001	Foun-Becker Reim	22,000	0.00	0	0.00	0	0	22,000	0	22,000
	TOTAL	**22,000**	**0.00**	**0**	**0.00**	**0**	**0**	**22,000**	**0**	**22,000**
	SUB PROGRAM TOTAL	**5,258,249**	**57**	**1,167,070**	**22**	**1,889,484**	**0**	**8,314,803**	**373,066**	**8,687,869**

SUBPROGRAM #/NAME: 07 College of Fine Arts & Humanities

UNK-Trust-Grant/Cont/Loan/End-758 Trust/Restricted

COST OBJECT		FACULTY Dollar	FACULTY FTE	NON FACULTY Dollar	NON FACULTY FTE	EMPLOYEE BENEFITS	PERSONAL SERVICE CREDITS	TOTAL PERSONAL SERVICES	TOTAL OPERATING EXPENSES	TOTAL
57-0715-0001001	Foun - Philosophy	21,000	0.00	0	0.00	0	0	21,000	0	21,000
57-0715-0003001	Foun-Albert Magnus Chair	21,000	0.00	0	0.00	0	0	21,000	0	21,000
	TOTAL	**42,000**	**0.00**	**0**	**0.00**	**0**	**0**	**42,000**	**0**	**42,000**
	SUB PROGRAM TOTAL	**42,000**	**0**	**0**	**0**	**0**	**0**	**42,000**	**0**	**42,000**

SUBPROGRAM #/NAME: 10 College of Education

COST OBJECT LISTING BY SUB PROGRAM
2018-2019GENERAL OPERATING BUDGET
UNIVERSITY OF NEBRASKA AT KEARNEY

SUBPROGRAM #/NAME: 10 College of Education

UNK-State General Fund-751 State & University Generated/Unrestricted

COST OBJECT		FACULTY Dollar	FACULTY FTE	NON FACULTY Dollar	NON FACULTY FTE	EMPLOYEE BENEFITS	PERSONAL SERVICE CREDITS	TOTAL PERSONAL SERVICES	TOTAL OPERATING EXPENSES	TOTAL
51-1001-0100	Dean College of Education	0	0.00	226,007	2.76	53,062	0	279,069	12,685	291,754
51-1002-0100	Education General	0	0.00	9,436	0.50	0	0	9,436	27,255	36,691
51-1002-0200	COE - Educator Certification Office	0	0.00	134,591	3.56	57,921	0	192,512	9,500	202,012
51-1002-0201	Educ Cert Office-Transition to Teaching	0	0.00	48,722	2.00	24,392	0	73,114	0	73,114
51-1010-0100	Communication Disorders	370,310	5.88	68,454	1.47	136,005	0	574,769	16,500	591,269
51-1010-0200	POE-CDIS	56,542	0.72	0	0.00	12,017	0	68,559	13,000	81,559
51-1011-0100	Counseling & School Psychology	562,356	8.46	70,358	1.43	206,011	0	838,725	20,500	859,225
51-1011-7520	Couns-Sch Psych Diversity Funds	12,423	0.14	0	0.00	4,081	0	16,504	0	16,504
51-1012-0100	COE IT Equipment	0	0.00	27,648	1.03	7,659	0	35,307	20,350	55,657
51-1012-0200	Education - Marketing/Recruitment	0	0.00	0	0.00	0	0	0	2,000	2,000
51-1012-0300	Education	0	0.00	0	0.00	0	0	0	38,000	38,000
51-1013-0200	Educational Administration	284,012	3.60	46,044	0.90	94,269	0	424,325	8,000	432,325
51-1013-8001	Dist Tuit Diff - Educational Admin	0	0.00	0	0.50	0	0	0	0	0
51-1015-0200	POE-Kinesiology & Sports Sciences	153,381	2.28	0	0.00	57,572	0	210,953	13,500	224,453
51-1015-0300	Kinesiology and Sports Sciences	829,974	13.08	76,784	2.15	305,631	0	1,212,389	37,600	1,249,989
51-1015-0600	KSS Diversity Funds	0	0.00	11,396	0.36	7,785	0	19,181	0	19,181
51-1015-7101	POE-KSS Ath Training Educator	0	1.00	0	0.00	0	0	0	73,000	73,000
51-1017-0100	Teacher Education	1,280,986	19.17	137,517	2.83	501,058	0	1,919,561	49,000	1,968,561
51-1019-0100	POE-Teacher Ed	172,754	2.53	41,344	1.00	68,525	0	282,623	87,678	370,301
51-1019-7000	POE-TE Early Childhood Faculty Position	49,095	0.50	0	0.00	15,400	0	64,495	21,394	85,889
51-1099-0200	College of Education Unallocated	489,976	4.80	21,943	0.50	169,441	0	681,360	0	681,360
	TOTAL	**4,261,809**	**62.16**	**920,244**	**20.99**	**1,720,829**	**0**	**6,902,882**	**449,962**	**7,352,844**
52-1002-0100	PPST Testing	0	0.00	0	0.57	0	0	0	0	0

UNK-Trust-Grant/Cont/Loan/End-758 Trust/Restricted

COST OBJECT		FACULTY Dollar	FACULTY FTE	NON FACULTY Dollar	NON FACULTY FTE	EMPLOYEE BENEFITS	PERSONAL SERVICE CREDITS	TOTAL PERSONAL SERVICES	TOTAL OPERATING EXPENSES	TOTAL
57-1010-0002001	Foun-Scottish Rite Mason RiteCare Clinic	44,249	1.00	0	0.00	23,045	0	67,294	0	67,294
	TOTAL	**44,249**	**1.00**	**0**	**0.00**	**23,045**	**0**	**67,294**	**0**	**67,294**
	SUB PROGRAM TOTAL	**4,306,058**	**63**	**920,244**	**22**	**1,743,874**	**0**	**6,970,176**	**449,962**	**7,420,138**

SUBPROGRAM #/NAME: 12 College of Graduate Studies

UNK-State General Fund-751 State & University Generated/Unrestricted

COST OBJECT		FACULTY Dollar	FACULTY FTE	NON FACULTY Dollar	NON FACULTY FTE	EMPLOYEE BENEFITS	PERSONAL SERVICE CREDITS	TOTAL PERSONAL SERVICES	TOTAL OPERATING EXPENSES	TOTAL
51-1201-0100	Dean Graduate Studies/Research	0	0.00	303,815	3.17	81,677	0	385,492	9,367	394,859
51-1202-0100	Graduate Studies/Research	0	0.00	605,931	17.93	34,626	0	640,557	18,672	659,229
51-1202-8001	Dist Tuit Diff - Grad Studies/Research	0	0.00	0	0.24	0	0	0	0	0
51-1210-9001	RSC-Individual Project Research	49,786	0.75	0	0.00	20,392	0	70,178	21,501	91,679
51-1211-0100	Sponsored Programs & Research Dev	0	0.00	157,554	2.50	46,310	0	203,864	0	203,864
51-1211-0300	POE-Sponsored Programs & Research Dev	0	0.00	0	0.00	0	0	0	130,091	130,091
51-1211-0600	OSPRD Research Compliance	0	0.00	33,818	0.50	9,554	0	43,372	0	43,372
	TOTAL	**49,786**	**0.75**	**1,101,118**	**24.34**	**192,559**	**0**	**1,343,463**	**179,631**	**1,523,094**

UNK-State General Fund-751 Revolving/Designated

COST OBJECT		FACULTY Dollar	FACULTY FTE	NON FACULTY Dollar	NON FACULTY FTE	EMPLOYEE BENEFITS	PERSONAL SERVICE CREDITS	TOTAL PERSONAL SERVICES	TOTAL OPERATING EXPENSES	TOTAL

COST OBJECT LISTING BY SUB PROGRAM
2018-2019GENERAL OPERATING BUDGET
UNIVERSITY OF NEBRASKA AT KEARNEY

SUBPROGRAM #/NAME: 12 College of Graduate Studies

UNK-State General Fund-751 Revolving/Designated

COST OBJECT		FACULTY Dollar	FACULTY FTE	NON FACULTY Dollar	NON FACULTY FTE	EMPLOYEE BENEFITS	PERSONAL SERVICE CREDITS	TOTAL PERSONAL SERVICES	TOTAL OPERATING EXPENSES	TOTAL
52-1202-0200	Undergrad Research Fellows Program Fee	0	0.00	0	1.10	0	0	0	0	0
52-1299-0500	Budget Adjustment Revolving - Research	0	0.00	151,075	0.00	0	0	151,075	84,039	235,114
	TOTAL	**0**	**0.00**	**151,075**	**1.10**	**0**	**0**	**151,075**	**84,039**	**235,114**
	SUB PROGRAM TOTAL	**49,786**	**1**	**1,252,193**	**25**	**192,559**	**0**	**1,494,538**	**263,670**	**1,758,208**

SUBPROGRAM #/NAME: 16 University Libraries

UNK-State General Fund-751 State & University Generated/Unrestricted

COST OBJECT		FACULTY Dollar	FACULTY FTE	NON FACULTY Dollar	NON FACULTY FTE	EMPLOYEE BENEFITS	PERSONAL SERVICE CREDITS	TOTAL PERSONAL SERVICES	TOTAL OPERATING EXPENSES	TOTAL
51-1601-0100	Libraries	585,718	7.00	911,841	21.92	463,087	0	1,960,646	625,935	2,586,581
	TOTAL	**585,718**	**7.00**	**911,841**	**21.92**	**463,087**	**0**	**1,960,646**	**625,935**	**2,586,581**

UNK-State General Fund-751 Revolving/Designated

COST OBJECT		FACULTY Dollar	FACULTY FTE	NON FACULTY Dollar	NON FACULTY FTE	EMPLOYEE BENEFITS	PERSONAL SERVICE CREDITS	TOTAL PERSONAL SERVICES	TOTAL OPERATING EXPENSES	TOTAL
52-1602-0100	Library Enhancement Fee	0	0.00	0	0.00	0	0	0	940,000	940,000
	TOTAL	**0**	**0.00**	**0**	**0.00**	**0**	**0**	**0**	**940,000**	**940,000**
	SUB PROGRAM TOTAL	**585,718**	**7**	**911,841**	**22**	**463,087**	**0**	**1,960,646**	**1,565,935**	**3,526,581**

SUBPROGRAM #/NAME: 21 Summer Sessions

UNK-State General Fund-751 State & University Generated/Unrestricted

COST OBJECT		FACULTY Dollar	FACULTY FTE	NON FACULTY Dollar	NON FACULTY FTE	EMPLOYEE BENEFITS	PERSONAL SERVICE CREDITS	TOTAL PERSONAL SERVICES	TOTAL OPERATING EXPENSES	TOTAL
51-2101-0101	Summer Academic Affairs - Odd Year	1,193,269	13.53	0	0.00	188,895	0	1,382,164	0	1,382,164
	TOTAL	**1,193,269**	**13.53**	**0**	**0.00**	**188,895**	**0**	**1,382,164**	**0**	**1,382,164**
	SUB PROGRAM TOTAL	**1,193,269**	**14**	**0**	**0**	**188,895**	**0**	**1,382,164**	**0**	**1,382,164**

SUBPROGRAM #/NAME: 22 Other Instruction or Research

UNK-State General Fund-751 State & University Generated/Unrestricted

COST OBJECT		FACULTY Dollar	FACULTY FTE	NON FACULTY Dollar	NON FACULTY FTE	EMPLOYEE BENEFITS	PERSONAL SERVICE CREDITS	TOTAL PERSONAL SERVICES	TOTAL OPERATING EXPENSES	TOTAL
51-2210-0100	Academic Equipment	0	0.00	0	0.00	0	0	0	33,182	33,182
51-2210-0200	Improvement of Instruction	6,012	0.00	10,613	0.13	941	0	17,566	40,003	57,569
51-2210-0400	Faculty Senate	0	0.00	254	0.01	0	0	254	1,908	2,162
51-2210-0500	General Studies	0	0.00	45,474	0.50	13,488	0	58,962	7,089	66,051
51-2210-0600	Honors Program	7,723	0.00	142,079	2.05	49,172	0	198,974	9,859	208,833
51-2210-0700	Institutional Research	0	0.00	87,119	1.00	30,496	0	117,615	6,017	123,632
51-2210-0900	Women's Studies	0	0.00	31,522	0.25	9,635	0	41,157	6,900	48,057
51-2210-1000	Center for Teaching Excellence	0	0.00	42,230	0.50	15,025	0	57,255	0	57,255
51-2210-1100	Program Review	0	0.00	0	0.00	0	0	0	10,000	10,000
51-2210-1300	Mortarboard	0	0.00	0	0.00	0	0	0	1,313	1,313
51-2210-1700	Ethnic Studies	0	0.00	32,684	0.25	9,344	0	42,028	0	42,028
51-2210-1800	International Studies	0	0.00	32,564	0.25	7,822	0	40,386	6,300	46,686

COST OBJECT LISTING BY SUB PROGRAM
2018-2019GENERAL OPERATING BUDGET
UNIVERSITY OF NEBRASKA AT KEARNEY

SUBPROGRAM #/NAME: 22 Other Instruction or Research

UNK-State General Fund-751 State & University Generated/Unrestricted

COST OBJECT		FACULTY Dollar	FACULTY FTE	NON FACULTY Dollar	NON FACULTY FTE	EMPLOYEE BENEFITS	PERSONAL SERVICE CREDITS	TOTAL PERSONAL SERVICES	TOTAL OPERATING EXPENSES	TOTAL
51-2210-1900	American Democracy Project	0	0.00	0	0.00	0	0	0	12,000	12,000
51-2230-0200	Nebraska Safety Center	0	0.00	146,524	1.88	37,671	0	184,195	30,000	214,195
51-2233-0100	Ctr for Entrepreneurshp & Rural Develop	0	0.00	25,141	0.61	8,393	0	33,534	0	33,534
51-2233-0200	POE-CERD	0	0.00	64,357	1.09	15,492	0	79,849	9,061	88,910
	TOTAL	**13,735**	**0.00**	**660,561**	**8.52**	**197,479**	**0**	**871,775**	**173,632**	**1,045,407**

UNK-State General Fund-751 Revolving/Designated

COST OBJECT		FACULTY Dollar	FACULTY FTE	NON FACULTY Dollar	NON FACULTY FTE	EMPLOYEE BENEFITS	PERSONAL SERVICE CREDITS	TOTAL PERSONAL SERVICES	TOTAL OPERATING EXPENSES	TOTAL
52-2230-0100	S.T.O.P. Revolving	0	0.00	0	0.02	0	0	0	0	0
52-2232-0100	NBDC Revolving	0	0.00	0	1.00	0	0	0	0	0
52-2299-0500	Budget Adjustment Revolving-Comm Svc	0	0.00	340,537	0.00	0	0	340,537	249,630	590,167
	TOTAL	**0**	**0.00**	**340,537**	**1.02**	**0**	**0**	**340,537**	**249,630**	**590,167**

UNK-Trust-Grant/Cont/Loan/End-758 Trust/Restricted

COST OBJECT		FACULTY Dollar	FACULTY FTE	NON FACULTY Dollar	NON FACULTY FTE	EMPLOYEE BENEFITS	PERSONAL SERVICE CREDITS	TOTAL PERSONAL SERVICES	TOTAL OPERATING EXPENSES	TOTAL
56-2230-0038001	NDOR NE Rural Transit 2017-2022	0	0.00	189,449	4.20	52,781	0	242,230	0	242,230
56-2232-0035001	LKD-NBDC 2017	0	0.00	66,407	1.00	17,306	0	83,713	0	83,713
	TOTAL	**0**	**0.00**	**255,856**	**5.20**	**70,087**	**0**	**325,943**	**0**	**325,943**
	SUB PROGRAM TOTAL	**13,735**	**0**	**1,256,954**	**15**	**267,566**	**0**	**1,538,255**	**423,262**	**1,961,517**

SUBPROGRAM #/NAME: 23 Student Aid

UNK-State General Fund-751 State & University Generated/Unrestricted

COST OBJECT		FACULTY Dollar	FACULTY FTE	NON FACULTY Dollar	NON FACULTY FTE	EMPLOYEE BENEFITS	PERSONAL SERVICE CREDITS	TOTAL PERSONAL SERVICES	TOTAL OPERATING EXPENSES	TOTAL
51-2314-0300	Scholarships: Need Based	0	0.00	0	0.00	0	0	0	217,652	217,652
51-2314-0400	Scholarships: UG Merit Award	0	0.00	0	0.00	0	0	0	74,000	74,000
51-2314-0500	Need-Based Aid-UG	0	0.00	0	0.00	0	0	0	743,785	743,785
51-2314-0700	College Bound Nebraska	0	0.00	0	0.00	0	0	0	944,613	944,613
	TOTAL	**0**	**0.00**	**0**	**0.00**	**0**	**0**	**0**	**1,980,050**	**1,980,050**

UNK-State General Fund-751 Revolving/Designated

COST OBJECT		FACULTY Dollar	FACULTY FTE	NON FACULTY Dollar	NON FACULTY FTE	EMPLOYEE BENEFITS	PERSONAL SERVICE CREDITS	TOTAL PERSONAL SERVICES	TOTAL OPERATING EXPENSES	TOTAL
52-2399-0500	Budget Adjustment Revolving-Student Aid	0	0.00	0	0.00	0	0	0	50,000	50,000
	TOTAL	**0**	**0.00**	**0**	**0.00**	**0**	**0**	**0**	**50,000**	**50,000**

UNK-Federal Letter of Credit-756 Federal/Restricted

COST OBJECT		FACULTY Dollar	FACULTY FTE	NON FACULTY Dollar	NON FACULTY FTE	EMPLOYEE BENEFITS	PERSONAL SERVICE CREDITS	TOTAL PERSONAL SERVICES	TOTAL OPERATING EXPENSES	TOTAL
54-2313-2019054	FWS Job Location & Development 2018-2019	0	0.00	15,190	0.31	4,061	0	19,251	0	19,251
	TOTAL	**0**	**0.00**	**15,190**	**0.31**	**4,061**	**0**	**19,251**	**0**	**19,251**
	SUB PROGRAM TOTAL	**0**	**0**	**15,190**	**0**	**4,061**	**0**	**19,251**	**2,030,050**	**2,049,301**

COST OBJECT LISTING BY SUB PROGRAM
2018-2019GENERAL OPERATING BUDGET
UNIVERSITY OF NEBRASKA AT KEARNEY

SUBPROGRAM #/NAME: 24 International Programs

UNK-State General Fund-751 State & University Generated/Unrestricted

COST OBJECT		FACULTY Dollar	FACULTY FTE	NON FACULTY Dollar	NON FACULTY FTE	EMPLOYEE BENEFITS	PERSONAL SERVICE CREDITS	TOTAL PERSONAL SERVICES	TOTAL OPERATING EXPENSES	TOTAL
51-2401-0100	International Education	0	0.00	403,379	7.50	141,173	0	544,552	14,767	559,319
	TOTAL	**0**	**0.00**	**403,379**	**7.50**	**141,173**	**0**	**544,552**	**14,767**	**559,319**
52-2401-0100	International Education Revolving	0	0.00	0	3.00	0	0	0	0	0
52-2401-0600	International Student Fee	0	0.00	0	0.50	0	0	0	0	0
	SUB PROGRAM TOTAL	**0**	**0**	**403,379**	**11**	**141,173**	**0**	**544,552**	**14,767**	**559,319**

SUBPROGRAM #/NAME: 26 Continuing Studies and Public Services

UNK-State General Fund-751 State & University Generated/Unrestricted

COST OBJECT		FACULTY Dollar	FACULTY FTE	NON FACULTY Dollar	NON FACULTY FTE	EMPLOYEE BENEFITS	PERSONAL SERVICE CREDITS	TOTAL PERSONAL SERVICES	TOTAL OPERATING EXPENSES	TOTAL
51-2601-0100	eCampus Office	0	0.00	121,554	2.00	34,197	0	155,751	3,172	158,923
51-2610-0100	eCampus - Academic Year	95,929	5.67	87,930	1.23	42,825	0	226,684	36,954	263,638
51-2613-0100	Video Services	0	0.00	97,048	1.40	36,839	0	133,887	0	133,887
	TOTAL	**95,929**	**5.67**	**306,532**	**4.63**	**113,861**	**0**	**516,322**	**40,126**	**556,448**
52-2610-0200	eCampus Distance Fee	0	0.00	0	4.80	0	0	0	0	0
52-2613-0100	UNMC-Dist Ed Tech Support	0	0.00	0	1.00	0	0	0	0	0
	SUB PROGRAM TOTAL	**95,929**	**6**	**306,532**	**10**	**113,861**	**0**	**516,322**	**40,126**	**556,448**

SUBPROGRAM #/NAME: 28 Museums and Art Gallery

UNK-State General Fund-751 State & University Generated/Unrestricted

COST OBJECT		FACULTY Dollar	FACULTY FTE	NON FACULTY Dollar	NON FACULTY FTE	EMPLOYEE BENEFITS	PERSONAL SERVICE CREDITS	TOTAL PERSONAL SERVICES	TOTAL OPERATING EXPENSES	TOTAL
51-2812-0100	Walker Art Gallery	0	0.00	0	0.00	0	0	0	3,396	3,396
51-2812-0200	Museum of Nebraska Art	0	0.00	184,296	2.60	49,210	0	233,506	2,528	236,034
51-2812-0300	Frank Museum Operations	0	0.00	34,432	1.01	7,650	0	42,082	3,558	45,640
	TOTAL	**0**	**0.00**	**218,728**	**3.61**	**56,860**	**0**	**275,588**	**9,482**	**285,070**

UNK-Trust-Grant/Cont/Loan/End-758 Trust/Restricted

COST OBJECT		FACULTY Dollar	FACULTY FTE	NON FACULTY Dollar	NON FACULTY FTE	EMPLOYEE BENEFITS	PERSONAL SERVICE CREDITS	TOTAL PERSONAL SERVICES	TOTAL OPERATING EXPENSES	TOTAL
57-2811-0001001	Foundation - Frank Museum	0	0.00	15,489	0.36	3,961	0	19,450	0	19,450
	TOTAL	**0**	**0.00**	**15,489**	**0.36**	**3,961**	**0**	**19,450**	**0**	**19,450**
	SUB PROGRAM TOTAL	**0**	**0**	**234,217**	**4**	**60,821**	**0**	**295,038**	**9,482**	**304,520**

SUBPROGRAM #/NAME: 29 Academic Computing Support

UNK-State General Fund-751 Revolving/Designated

COST OBJECT		FACULTY Dollar	FACULTY FTE	NON FACULTY Dollar	NON FACULTY FTE	EMPLOYEE BENEFITS	PERSONAL SERVICE CREDITS	TOTAL PERSONAL SERVICES	TOTAL OPERATING EXPENSES	TOTAL
52-2910-0300	Student Technology Fee	0	0.00	0	0.76	0	0	0	1,590,006	1,590,006
	TOTAL	**0**	**0.00**	**0**	**0.76**	**0**	**0**	**0**	**1,590,006**	**1,590,006**

COST OBJECT LISTING BY SUB PROGRAM
2018-2019GENERAL OPERATING BUDGET
UNIVERSITY OF NEBRASKA AT KEARNEY

SUBPROGRAM #/NAME: 29 Academic Computing Support

UNK-Auxiliary-759 Auxiliaries & Services/Restricted

COST OBJECT		FACULTY Dollar	FACULTY FTE	NON FACULTY Dollar	NON FACULTY FTE	EMPLOYEE BENEFITS	PERSONAL SERVICE CREDITS	TOTAL PERSONAL SERVICES	TOTAL OPERATING EXPENSES	TOTAL
53-2910-0200	RB Technology Services	0	0.00	0	0.00	0	0	0	215,000	215,000
53-2911-0300	RB ITS Cable TV Network Support	0	0.00	0	0.00	0	0	0	9,066	9,066
53-2911-0400	RB-ITS Telecommunications	0	0.00	0	0.25	0	0	0	20,000	20,000
	TOTAL	**0**	**0.00**	**0**	**0.25**	**0**	**0**	**0**	**244,066**	**244,066**
	SUB PROGRAM TOTAL	**0**	**0**	**0**	**1**	**0**	**0**	**0**	**1,834,072**	**1,834,072**

SUBPROGRAM #/NAME: 33 Physical Plant Administration

UNK-State General Fund-751 State & University Generated/Unrestricted

COST OBJECT		FACULTY Dollar	FACULTY FTE	NON FACULTY Dollar	NON FACULTY FTE	EMPLOYEE BENEFITS	PERSONAL SERVICE CREDITS	TOTAL PERSONAL SERVICES	TOTAL OPERATING EXPENSES	TOTAL
51-3301-0100	Facilities	0	0.00	337,594	5.57	128,773	0	466,367	30,099	496,466
51-3301-0200	Facilities Planning/Construction	0	0.00	1,621	0.00	257	0	1,878	0	1,878
51-3301-0400	Facilities Contract Maintenance	0	0.00	0	0.00	0	0	0	41,782	41,782
51-3301-0500	Campus Safety Pgms	0	0.00	42,324	1.00	12,352	0	54,676	28,997	83,673
51-3310-0100	Facilities - Central Stores	0	0.00	55,775	1.50	17,215	0	72,990	6,267	79,257
51-3311-0100	FAC Maintenance - Plumbing	0	0.00	38,459	1.00	17,836	0	56,295	32,245	88,540
51-3311-0200	Electrical Maintenance	0	0.00	84,682	2.00	41,384	0	126,066	22,869	148,935
51-3311-0500	FAC Maintenance - Carpentry/Painting	0	0.00	144,322	4.00	80,875	0	225,197	46,008	271,205
51-3311-0600	FAC Maintenance - Locksmith	0	0.00	41,430	1.00	12,208	0	53,638	11,374	65,012
51-3312-0100	Custodial Services	0	0.00	996,695	32.31	470,870	0	1,467,565	90,458	1,558,023
51-3313-0100	Maintenance - HVAC	0	0.00	222,412	5.36	61,148	0	283,560	180,223	463,783
51-3313-0200	Utilities Systems	0	0.00	290,062	7.36	115,693	0	405,755	62,919	468,674
51-3314-0200	Utilities	0	0.00	0	0.00	0	0	0	3,130,138	3,130,138
51-3315-0100	Grounds Services	0	0.00	266,703	8.67	149,104	0	415,807	71,126	486,933
51-3315-0200	Maintenance - Carillon Tower	0	0.00	0	0.00	0	0	0	6,335	6,335
51-3315-0300	Maintenance - Cope Fountain	0	0.00	0	0.00	0	0	0	1,950	1,950
51-3316-0100	Motor Pool	0	0.00	29,184	0.80	4,719	0	33,903	0	33,903
	TOTAL	**0**	**0.00**	**2,551,263**	**70.57**	**1,112,434**	**0**	**3,663,697**	**3,762,790**	**7,426,487**

UNK-State General Fund-751 Revolving/Designated

COST OBJECT		FACULTY Dollar	FACULTY FTE	NON FACULTY Dollar	NON FACULTY FTE	EMPLOYEE BENEFITS	PERSONAL SERVICE CREDITS	TOTAL PERSONAL SERVICES	TOTAL OPERATING EXPENSES	TOTAL
52-3399-0500	Budget Adjustment Revolving-Physical Pla	0	0.00	2,052	0.00	0	0	2,052	47,791	49,843
	TOTAL	**0**	**0.00**	**2,052**	**0.00**	**0**	**0**	**2,052**	**47,791**	**49,843**

UNK-Auxiliary-759 Auxiliaries & Services/Restricted

COST OBJECT		FACULTY Dollar	FACULTY FTE	NON FACULTY Dollar	NON FACULTY FTE	EMPLOYEE BENEFITS	PERSONAL SERVICE CREDITS	TOTAL PERSONAL SERVICES	TOTAL OPERATING EXPENSES	TOTAL
53-3301-0100	RB Auxiliary Enterprise Admin-Facilities	0	0.00	138,892	2.68	57,743	0	196,635	45,250	241,885
53-3301-0500	RB Facilities Contract Maintenance	0	0.00	0	0.00	0	0	0	27,250	27,250
53-3301-0600	RB Campus Safety Programs	0	0.00	0	0.00	0	0	0	5,500	5,500
53-3311-0100	RB Maintenance - Plumbing	0	0.00	272,985	7.20	120,259	0	393,244	40,000	433,244
53-3311-0200	RB Dr Access/Video Security Surveillance	0	0.00	0	0.00	0	0	0	44,000	44,000
53-3311-0500	RB Maintenance - Carpentry/Painting	0	0.00	117,345	3.50	43,670	0	161,015	40,000	201,015
53-3311-0600	RB Maintenance - Locksmith	0	0.00	0	0.00	0	0	0	17,095	17,095
53-3312-0200	RB Custodial Services	0	0.00	686,258	23.80	273,711	0	959,969	78,049	1,038,018
53-3313-0100	RB Maintenance - HVAC	0	0.00	14,878	0.40	1,817	0	16,695	49,000	65,695

COST OBJECT LISTING BY SUB PROGRAM
2018-2019GENERAL OPERATING BUDGET
UNIVERSITY OF NEBRASKA AT KEARNEY

SUBPROGRAM #/NAME: 33 Physical Plant Administration

UNK-Auxiliary-759 Auxiliaries & Services/Restricted

COST OBJECT		FACULTY Dollar	FACULTY FTE	NON FACULTY Dollar	NON FACULTY FTE	EMPLOYEE BENEFITS	PERSONAL SERVICE CREDITS	TOTAL PERSONAL SERVICES	TOTAL OPERATING EXPENSES	TOTAL
53-3313-0200	RB Utilities Systems	0	0.00	61,745	1.14	26,685	0	88,430	51,250	139,680
53-3314-0100	RB Utilities	0	0.00	0	0.00	0	0	0	1,693,839	1,693,839
53-3315-0100	RB Grounds Maintenance	0	0.00	37,147	2.30	0	0	37,147	35,000	72,147
	TOTAL	**0**	**0.00**	**1,329,250**	**41.02**	**523,885**	**0**	**1,853,135**	**2,126,233**	**3,979,368**
	SUB PROGRAM TOTAL	**0**	**0**	**3,882,565**	**112**	**1,636,319**	**0**	**5,518,884**	**5,936,814**	**11,455,698**

SUBPROGRAM #/NAME: 35 College of Arts & Sciences

UNK-State General Fund-751 State & University Generated/Unrestricted

COST OBJECT		FACULTY Dollar	FACULTY FTE	NON FACULTY Dollar	NON FACULTY FTE	EMPLOYEE BENEFITS	PERSONAL SERVICE CREDITS	TOTAL PERSONAL SERVICES	TOTAL OPERATING EXPENSES	TOTAL
51-3501-0100	Dean College of Arts & Sciences	0	0.00	64,624	1.50	22,512	0	87,136	8,926	96,062
51-3502-0100	College of Arts & Sciences General	0	0.00	96,534	3.06	15,707	0	112,241	152,543	264,784
51-3502-7000	POE-Coll of Arts & Sciences Enhancements	6,798	0.00	1,396	0.00	1,283	0	9,477	115,981	125,458
51-3502-7001	POE-CAS Intern Stipends	0	0.00	0	0.00	0	0	0	4,000	4,000
51-3502-7002	POE-Public Health Faculty	51,038	0.98	0	0.00	23,629	0	74,667	0	74,667
51-3510-0100	Art and Design	657,721	8.60	82,690	2.13	241,166	0	981,577	31,774	1,013,351
51-3510-7000	POE-Art Enhancements	59,427	1.00	0	0.00	25,379	0	84,806	24,690	109,496
51-3511-0100	Biology	1,024,168	14.12	75,135	2.02	346,831	0	1,446,134	38,651	1,484,785
51-3511-7000	POE-Biology Facilities Upgrade	0	0.00	0	0.00	0	0	0	65,000	65,000
51-3511-8000	Dist Tuit Diff - Biology	0	0.00	0	1.58	0	0	0	0	0
51-3512-0100	Chemistry	608,764	8.82	113,685	2.67	266,401	0	988,850	40,831	1,029,681
51-3512-7000	POE-Chemistry Facilities Upgrade	0	0.00	11,335	0.25	5,801	0	17,136	48,992	66,128
51-3512-7001	POE-Chemistry Faculty	51,018	1.00	0	0.00	24,780	0	75,798	30,154	105,952
51-3512-7500	CAS Diversity-Chem Fac Salary Enhancemnt	62,027	0.78	0	0.00	22,625	0	84,652	0	84,652
51-3512-8001	Dist Tuit Diff - Science/Math Education	0	0.00	0	1.00	0	0	0	0	0
51-3513-0100	Communication	731,995	11.48	86,189	2.07	272,641	0	1,090,825	31,428	1,122,253
51-3513-0200	University Newspaper	0	0.00	21,400	1.36	0	0	21,400	10,581	31,981
51-3513-0300	Forensics Trips	0	0.00	0	0.00	0	0	0	7,657	7,657
51-3513-7000	POE-Communication Enhancements	0	0.00	0	0.00	0	0	0	20,000	20,000
51-3513-7001	POE-Comm/Bio Food for Health Collaborate	67,502	0.80	0	0.00	23,465	0	90,967	294	91,261
51-3513-7500	Communication Diversity Funds-New Hires	7,356	0.12	0	0.00	3,168	0	10,524	0	10,524
51-3515-0100	Criminal Justice	308,338	4.60	40,218	0.71	110,336	0	458,892	10,518	469,410
51-3516-0100	English	993,927	14.10	82,290	1.66	364,565	0	1,440,782	36,358	1,477,140
51-3516-0500	Reynolds Reading Series	0	0.00	0	0.00	0	0	0	10,000	10,000
51-3517-0100	Geography	367,893	4.60	39,369	0.62	147,648	0	554,910	15,779	570,689
51-3518-0100	Health Science Programs	0	0.00	157,426	3.66	72,977	0	230,403	6,763	237,166
51-3518-7000	POE-Health Programs	0	0.00	0	0.00	0	0	0	15,500	15,500
51-3518-7001	POE-Health Science Graduate Assistant	0	0.00	10,771	0.33	0	0	10,771	1,879	12,650
51-3519-0100	History	741,426	8.10	79,635	1.50	258,367	0	1,079,428	12,365	1,091,793
51-3519-7000	POE-History Faculty	61,190	1.00	0	0.00	15,098	0	76,288	259	76,547
51-3519-8000	Dist Tuit Diff - History	0	0.00	0	1.00	0	0	0	0	0
51-3519-8800	OWW Bridge Grant-History	0	1.00	0	0.00	0	0	0	0	0
51-3520-0100	Mathematics	704,145	10.60	72,170	1.65	265,226	0	1,041,541	21,379	1,062,920
51-3521-0100	Modern Languages	239,578	4.00	78,699	1.56	101,990	0	420,267	11,242	431,509
51-3521-0200	Translation/Interpretation Program	0	0.00	0	0.00	0	0	0	998	998
51-3522-0100	Music	960,079	12.85	164,920	3.50	373,871	0	1,498,870	51,956	1,550,826
51-3522-0200	Music Trips	0	0.00	0	0.00	0	0	0	10,950	10,950
51-3522-0300	Opera	0	0.00	1,979	0.11	0	0	1,979	200	2,179

COST OBJECT LISTING BY SUB PROGRAM
2018-2019GENERAL OPERATING BUDGET
UNIVERSITY OF NEBRASKA AT KEARNEY

SUBPROGRAM #/NAME: 35 College of Arts & Sciences

UNK-State General Fund-751 State & University Generated/Unrestricted

COST OBJECT		FACULTY Dollar	FACULTY FTE	NON FACULTY Dollar	NON FACULTY FTE	EMPLOYEE BENEFITS	PERSONAL SERVICE CREDITS	TOTAL PERSONAL SERVICES	TOTAL OPERATING EXPENSES	TOTAL
51-3522-0400	Theater	267,719	3.00	40,846	1.23	114,412	0	422,977	9,255	432,232
51-3522-0500	Theatre Productions	0	0.00	13,466	0.79	0	0	13,466	16,411	29,877
51-3522-0600	UNK String Project	0	0.00	0	0.00	0	0	0	1,500	1,500
51-3522-7000	POE-Music Enhancements	47,984	0.75	15,995	0.25	11,073	0	75,052	10,000	85,052
51-3523-0100	Philosophy	234,860	2.60	1,944	0.00	71,748	0	308,552	3,259	311,811
51-3524-0100	Physics and Astronomy	335,969	5.60	64,582	1.66	145,308	0	545,859	28,252	574,111
51-3524-7000	POE-Physics Engineering Faculty/Staff	130,449	2.00	20,706	0.50	51,344	0	202,499	0	202,499
51-3525-0100	Political Science	560,052	7.60	41,591	0.71	189,609	0	791,252	12,596	803,848
51-3526-0100	Psychology	691,616	9.10	72,583	1.73	256,023	0	1,020,222	19,267	1,039,489
51-3526-7000	POE-Psychology Human Subject Coordinator	0	0.00	3,972	0.00	0	0	3,972	0	3,972
51-3527-0100	Social Work	268,831	4.00	58,100	1.18	118,877	0	445,808	8,028	453,836
51-3527-7000	POE-Social Work Professional Travel	0	0.00	0	0.00	0	0	0	4,000	4,000
51-3527-7001	POE-Social Work Faculty	66,196	1.00	0	0.00	26,430	0	92,626	0	92,626
51-3527-7002	POE-Social Work Child Welfare Position	66,352	1.00	0	0.00	27,183	0	93,535	9,187	102,722
51-3527-7003	POE-Social Work Program Growth	0	0.00	0	0.00	0	0	0	5,332	5,332
51-3528-0100	Sociology	236,774	3.60	33,742	0.44	81,287	0	351,803	8,152	359,955
51-3599-0200	College of Arts & Sciences Unallocated	696,670	10.90	25,752	0.00	304,888	0	1,027,310	0	1,027,310
	TOTAL	**11,307,862**	**159.70**	**1,673,744**	**42.43**	**4,403,648**	**0**	**17,385,254**	**972,887**	**18,358,141**

UNK-Trust-Grant/Cont/Loan/End-758 Trust/Restricted

COST OBJECT		FACULTY Dollar	FACULTY FTE	NON FACULTY Dollar	NON FACULTY FTE	EMPLOYEE BENEFITS	PERSONAL SERVICE CREDITS	TOTAL PERSONAL SERVICES	TOTAL OPERATING EXPENSES	TOTAL
56-3518-0001001	UNMC/HRSA-Host CN AHEC 2018-22	0	0.00	53,187	1.06	14,511	0	67,698	0	67,698
57-3519-0001001	Foun - History	3,459	0.00	0	0.00	542	0	4,001	0	4,001
	TOTAL	**3,459**	**0.00**	**53,187**	**1.06**	**15,053**	**0**	**71,699**	**0**	**71,699**
	SUB PROGRAM TOTAL	**11,311,321**	**160**	**1,726,931**	**43**	**4,418,701**	**0**	**17,456,953**	**972,887**	**18,429,840**

SUBPROGRAM #/NAME: 41 Executive Administration

UNK-State General Fund-751 State & University Generated/Unrestricted

COST OBJECT		FACULTY Dollar	FACULTY FTE	NON FACULTY Dollar	NON FACULTY FTE	EMPLOYEE BENEFITS	PERSONAL SERVICE CREDITS	TOTAL PERSONAL SERVICES	TOTAL OPERATING EXPENSES	TOTAL
51-4101-0100	Chancellor's Office	0	0.00	493,348	3.93	113,274	0	606,622	33,596	640,218
51-4102-0100	Chancellor's Executive Management/Dev	4,141	0.00	5,038	0.00	1,453	0	10,632	25,604	36,236
	TOTAL	**4,141**	**0.00**	**498,386**	**3.93**	**114,727**	**0**	**617,254**	**59,200**	**676,454**

UNK-Trust-Grant/Cont/Loan/End-758 Trust/Restricted

COST OBJECT		FACULTY Dollar	FACULTY FTE	NON FACULTY Dollar	NON FACULTY FTE	EMPLOYEE BENEFITS	PERSONAL SERVICE CREDITS	TOTAL PERSONAL SERVICES	TOTAL OPERATING EXPENSES	TOTAL
57-4102-0001001	Foun - Chancellor	0	0.00	20,000	0.00	0	0	20,000	0	20,000
57-4102-0003001	Foun-Chancellor Salary Supplement	0	0.00	19,599	0.07	1,500	0	21,099	0	21,099
	TOTAL	**0**	**0.00**	**39,599**	**0.07**	**1,500**	**0**	**41,099**	**0**	**41,099**
	SUB PROGRAM TOTAL	**4,141**	**0**	**537,985**	**4**	**116,227**	**0**	**658,353**	**59,200**	**717,553**

SUBPROGRAM #/NAME: 42 Student Affairs

COST OBJECT LISTING BY SUB PROGRAM
2018-2019GENERAL OPERATING BUDGET
UNIVERSITY OF NEBRASKA AT KEARNEY

SUBPROGRAM #/NAME: 42 Student Affairs

UNK-State General Fund-751 State & University Generated/Unrestricted

COST OBJECT		FACULTY Dollar	FACULTY FTE	NON FACULTY Dollar	NON FACULTY FTE	EMPLOYEE BENEFITS	PERSONAL SERVICE CREDITS	TOTAL PERSONAL SERVICES	TOTAL OPERATING EXPENSES	TOTAL
51-4201-0100	Student Affairs Office	0	0.00	114,460	1.87	42,139	0	156,599	4,500	161,099
51-4202-0200	Student Affairs Division State Travel	0	0.00	0	0.00	0	0	0	5,900	5,900
51-4202-0400	Social/Cultural Development	0	0.00	18,866	0.47	10,826	0	29,692	0	29,692
51-4202-0500	Student Conduct Office	0	0.00	19,022	0.37	8,318	0	27,340	1,032	28,372
51-4210-0100	Admissions	0	0.00	596,299	13.46	196,419	0	792,718	306,863	1,099,581
51-4210-0300	National Student Exchange	0	0.00	0	0.00	0	0	0	2,725	2,725
51-4210-0400	Admissions-Recruitment Support	0	0.00	35,613	1.00	14,776	0	50,389	0	50,389
51-4210-7520	Admissions Diversity Funds	0	0.00	9,880	0.83	0	0	9,880	0	9,880
51-4212-0100	Academic & Career Services	0	0.00	268,680	6.11	111,766	0	380,446	2,475	382,921
51-4212-0300	First Year Experience	0	0.00	48,273	1.00	24,346	0	72,619	3,698	76,317
51-4213-0100	Counseling Services	0	0.00	0	0.00	0	0	0	4,594	4,594
51-4214-0100	Academic Services & Enrollment Mgmt	0	0.00	196,810	2.00	49,437	0	246,247	11,951	258,198
51-4215-0100	Office of Financial Aid	0	0.00	429,185	9.91	152,196	0	581,381	11,814	593,195
51-4216-0100	Multicultural Affairs	0	0.00	128,532	2.25	46,725	0	175,257	7,072	182,329
51-4216-7501	OMA Diversity Funds	0	0.00	44,772	1.13	24,999	0	69,771	0	69,771
51-4217-0100	Sdt Rec-Commencement	0	0.00	0	0.00	0	0	0	7,875	7,875
51-4217-0300	Student Records	0	0.00	537,842	11.26	198,618	0	736,460	7,424	743,884
51-4219-0100	Academic Success	0	0.00	104,244	1.47	41,011	0	145,255	0	145,255
51-4219-0200	Learning Strategies	0	0.00	168,445	4.36	55,847	0	224,292	1,154	225,446
51-4219-7520	Diversity-Academic Success KRNY Bound	0	0.00	34,900	0.83	18,866	0	53,766	0	53,766
51-4219-7521	Diversity-Acad Succ Disability Services	0	0.00	2,817	0.09	482	0	3,299	0	3,299
51-4253-0100	Intramurals State Budget	0	0.00	48,021	2.02	10,433	0	58,454	10,530	68,984
	TOTAL	**0**	**0.00**	**2,806,661**	**60.43**	**1,007,204**	**0**	**3,813,865**	**389,607**	**4,203,472**

UNK-State General Fund-751 Revolving/Designated

COST OBJECT		FACULTY Dollar	FACULTY FTE	NON FACULTY Dollar	NON FACULTY FTE	EMPLOYEE BENEFITS	PERSONAL SERVICE CREDITS	TOTAL PERSONAL SERVICES	TOTAL OPERATING EXPENSES	TOTAL
52-4210-0400	New Student Enrollment Fee	0	0.00	0	1.00	0	0	0	0	0
52-4212-0200	Senior Registration	0	0.00	0	0.39	0	0	0	0	0
52-4217-0200	Transcripts Revolving	0	0.00	0	1.50	0	0	0	0	0
52-4220-0100	Acad Success Fee-Learning Commons	0	0.00	0	1.58	0	0	0	0	0
52-4299-0500	Budget Adjustment Revolving - Student Af	0	0.00	149,252	0.00	0	0	149,252	244,330	393,582
	TOTAL	**0**	**0.00**	**149,252**	**4.47**	**0**	**0**	**149,252**	**244,330**	**393,582**

UNK-Federal Letter of Credit-756 Federal/Restricted

COST OBJECT		FACULTY Dollar	FACULTY FTE	NON FACULTY Dollar	NON FACULTY FTE	EMPLOYEE BENEFITS	PERSONAL SERVICE CREDITS	TOTAL PERSONAL SERVICES	TOTAL OPERATING EXPENSES	TOTAL
54-4218-0021001	Student Support Services 2017-2018	0	0.00	174,282	3.50	46,967	0	221,249	0	221,249
	TOTAL	**0**	**0.00**	**174,282**	**3.50**	**46,967**	**0**	**221,249**	**0**	**221,249**

UNK-Auxiliary-759 Auxiliaries & Services/Restricted

COST OBJECT		FACULTY Dollar	FACULTY FTE	NON FACULTY Dollar	NON FACULTY FTE	EMPLOYEE BENEFITS	PERSONAL SERVICE CREDITS	TOTAL PERSONAL SERVICES	TOTAL OPERATING EXPENSES	TOTAL
53-4202-0100	RB Aux Ent Student Life Travel	0	0.00	0	0.00	0	0	0	8,699	8,699
53-4202-0200	RB Contingency Maintenance	0	0.00	0	0.00	0	0	0	20,000	20,000
53-4216-0200	RB Multicultural Affairs	0	0.00	27,402	0.62	13,137	0	40,539	18,000	58,539
53-4250-0100	RB Student Housing Administration	0	0.00	787,128	24.09	264,137	0	1,051,265	137,718	1,188,983
53-4250-0200	RB Residence Halls Programming	0	0.00	0	0.00	0	0	0	44,082	44,082
53-4250-0700	RB Room Damage Repair	0	0.00	0	0.00	0	0	0	4,000	4,000

COST OBJECT LISTING BY SUB PROGRAM
2018-2019GENERAL OPERATING BUDGET
UNIVERSITY OF NEBRASKA AT KEARNEY

SUBPROGRAM #/NAME: 42 Student Affairs

UNK-Auxiliary-759 Auxiliaries & Services/Restricted

COST OBJECT		FACULTY Dollar	FACULTY FTE	NON FACULTY Dollar	NON FACULTY FTE	EMPLOYEE BENEFITS	PERSONAL SERVICE CREDITS	TOTAL PERSONAL SERVICES	TOTAL OPERATING EXPENSES	TOTAL
53-4250-0710	RB RGL METS Program Expenses	0	0.00	0	0.00	0	0	0	17,500	17,500
53-4250-0800	RB Cable Television	0	0.00	6,272	0.10	2,637	0	8,909	155,000	163,909
53-4250-1100	RB RGL Microfridge Program Expenses	0	0.00	0	0.00	0	0	0	21,500	21,500
53-4251-0100	SHC-Student Health and Counseling	0	0.00	0	2.00	0	0	0	0	0
53-4251-0101	SHC-Student Health Services	0	0.00	0	4.22	0	0	0	0	0
53-4251-0102	SHC-Counseling Center	0	0.00	0	3.75	0	0	0	0	0
53-4251-0103	SHC-Peer Health Education	0	0.00	0	0.75	0	0	0	0	0
53-4251-0104	SHC-Women's Center	0	0.00	0	0.33	0	0	0	0	0
53-4252-0100	RB Food Services-Facilities	0	0.00	0	0.00	0	0	0	85,584	85,584
53-4252-0200	RB Union Retail Sales	0	0.00	0	0.00	0	0	0	12,296	12,296
53-4252-0300	RB Student Center	0	0.00	286,422	9.38	83,122	0	369,544	55,563	425,107
53-4252-0400	RB Promotion/Programming	0	0.00	25,951	0.79	12,250	0	38,201	14,465	52,666
53-4252-0600	RB Greek Life	0	0.00	55,094	1.00	24,460	0	79,554	5,000	84,554
53-4253-0100	RB Student Program Intramurals	0	0.00	42,364	2.03	12,137	0	54,501	0	54,501
53-4253-0200	Intramurals Operations	0	0.00	80,484	0.65	10,433	0	90,917	9,675	100,592
53-4253-0500	Intramurals Budget Offset	0	0.00	-80,484	0.00	-10,433	0	-90,917	-9,675	-100,592
53-4299-0100	RB Budget Adjustments-Independent Oper	0	0.00	42,398	1.77	23,581	0	65,979	820,795	886,774
53-4299-0500	Budget Adj-Auxiliary Student Services	0	0.00	785,000	48.67	0	0	785,000	5,717,653	6,502,653
	TOTAL	**0**	**0.00**	**2,058,031**	**100.14**	**435,461**	**0**	**2,493,492**	**7,137,855**	**9,631,347**
	SUB PROGRAM TOTAL	**0**	**0**	**5,188,226**	**169**	**1,489,632**	**0**	**6,677,858**	**7,771,792**	**14,449,650**

SUBPROGRAM #/NAME: 43 Business and Finance

UNK-State General Fund-751 State & University Generated/Unrestricted

COST OBJECT		FACULTY Dollar	FACULTY FTE	NON FACULTY Dollar	NON FACULTY FTE	EMPLOYEE BENEFITS	PERSONAL SERVICE CREDITS	TOTAL PERSONAL SERVICES	TOTAL OPERATING EXPENSES	TOTAL
51-4301-0100	VC Business/Finance	0	0.00	162,866	1.89	35,720	0	198,586	9,872	208,458
51-4301-0200	Assistant VC Business/Finance	0	0.00	170,549	1.71	51,506	0	222,055	6,668	228,723
51-4302-0100	Financial Management Systems	0	0.00	0	0.00	0	0	0	3,484	3,484
51-4302-0200	Business & Finance Enhancement Fund	0	0.00	0	0.00	0	0	0	40,403	40,403
51-4302-0300	Emergency Operations/Training	0	0.00	0	0.00	0	0	0	19,724	19,724
51-4310-0100	Budget Office	0	0.00	143,395	1.96	44,255	0	187,650	5,489	193,139
51-4311-0100	Finance Office	0	0.00	422,890	7.95	134,546	0	557,436	21,352	578,788
51-4311-0200	Credit Card Fees	0	0.00	0	0.00	0	0	0	5,000	5,000
51-4311-0400	DAS Accting Charges	0	0.00	0	0.00	0	0	0	42,229	42,229
51-4311-0500	State CashNet	0	0.00	0	0.00	0	0	0	23,774	23,774
51-4312-0100	Procurement & Payment Services	0	0.00	298,471	6.01	111,535	0	410,006	21,265	431,271
51-4313-0100	Human Resources	0	0.00	157,801	3.86	77,504	0	235,305	42,154	277,459
51-4313-0200	Employee Wellness Program	14,829	0.24	0	0.00	6,389	0	21,218	3,908	25,126
51-4313-0300	Child Care Center	0	0.00	0	0.00	0	0	0	30,386	30,386
51-4313-0400	State-Staff Senate	0	0.00	0	0.00	0	0	0	2,218	2,218
51-4313-0600	State-Leadership UNK	0	0.00	0	0.00	0	0	0	5,700	5,700
51-4314-0100	UNK Police	0	0.00	129,569	2.10	39,835	0	169,404	56,965	226,369
51-4399-0500	Budget Adjustment - Inst Support VCBF	0	0.00	6,265	0.88	364	0	6,629	6,562	13,191
	TOTAL	**14,829**	**0.24**	**1,491,806**	**26.36**	**501,654**	**0**	**2,008,289**	**347,153**	**2,355,442**

UNK-Trust-Grant/Cont/Loan/End-758 Trust/Restricted

COST OBJECT		FACULTY Dollar	FACULTY FTE	NON FACULTY Dollar	NON FACULTY FTE	EMPLOYEE BENEFITS	PERSONAL SERVICE CREDITS	TOTAL PERSONAL SERVICES	TOTAL OPERATING EXPENSES	TOTAL

COST OBJECT LISTING BY SUB PROGRAM
2018-2019GENERAL OPERATING BUDGET
UNIVERSITY OF NEBRASKA AT KEARNEY

SUBPROGRAM #/NAME: 43 Business and Finance

UNK-Trust-Grant/Cont/Loan/End-758 Trust/Restricted

COST OBJECT		FACULTY Dollar	FACULTY FTE	NON FACULTY Dollar	NON FACULTY FTE	EMPLOYEE BENEFITS	PERSONAL SERVICE CREDITS	TOTAL PERSONAL SERVICES	TOTAL OPERATING EXPENSES	TOTAL
57-4302-0001001	Instit Gen Trust	0	0.00	27,423	0.50	20,856	0	48,279	0	48,279
	TOTAL	**0**	**0.00**	**27,423**	**0.50**	**20,856**	**0**	**48,279**	**0**	**48,279**

UNK-Auxiliary-759 Auxiliaries & Services/Restricted

COST OBJECT		FACULTY Dollar	FACULTY FTE	NON FACULTY Dollar	NON FACULTY FTE	EMPLOYEE BENEFITS	PERSONAL SERVICE CREDITS	TOTAL PERSONAL SERVICES	TOTAL OPERATING EXPENSES	TOTAL
53-4301-0100	RB Auxiliary Enterprises Admin - VCBF	0	0.00	87,736	0.61	20,252	0	107,988	0	107,988
53-4301-0200	RB Auxiliary Enterprises Admin-Asst VCBF	0	0.00	41,144	0.29	9,858	0	51,002	2,158	53,160
53-4302-0200	RB Insurance	0	0.00	0	0.00	0	0	0	153,023	153,023
53-4310-0100	RB Budget Office	0	0.00	56,697	0.54	15,212	0	71,909	0	71,909
53-4311-0100	RB Auxiliary Enterprises Admin - Finance	0	0.00	213,986	2.86	74,174	0	288,160	68,898	357,058
53-4311-0300	RB CashNet	0	0.00	0	0.00	0	0	0	33,304	33,304
53-4311-1500	ID Card Student Fees	0	0.00	0	0.50	0	0	0	0	0
53-4312-0100	RB Auxiliary Enterprises Admin-Mailroom	0	0.00	13,528	0.42	6,809	0	20,337	0	20,337
53-4312-1100	RB Procurement & Payment Services	0	0.00	139,225	1.59	28,241	0	167,466	0	167,466
53-4312-1200	RB Laundry Services	0	0.00	0	0.00	0	0	0	90,000	90,000
53-4312-1300	RB Business Services Contract Management	0	0.00	0	0.00	0	0	0	3,000	3,000
53-4313-0100	Auxiliary-Child Care Center	0	0.00	0	5.84	0	0	0	0	0
53-4313-1100	RB Human Resources	0	0.00	46,191	0.64	18,028	0	64,219	0	64,219
53-4314-0100	RB UNK Police	0	0.00	570,998	12.89	191,971	0	762,969	40,952	803,921
53-4314-0200	RB Parking Meters	0	0.00	0	0.00	0	0	0	4,100	4,100
	TOTAL	**0**	**0.00**	**1,169,505**	**26.18**	**364,545**	**0**	**1,534,050**	**395,435**	**1,929,485**
	SUB PROGRAM TOTAL	**14,829**	**0**	**2,688,734**	**53**	**887,055**	**0**	**3,590,618**	**742,588**	**4,333,206**

SUBPROGRAM #/NAME: 44 General Expense

UNK-State General Fund-751 State & University Generated/Unrestricted

COST OBJECT		FACULTY Dollar	FACULTY FTE	NON FACULTY Dollar	NON FACULTY FTE	EMPLOYEE BENEFITS	PERSONAL SERVICE CREDITS	TOTAL PERSONAL SERVICES	TOTAL OPERATING EXPENSES	TOTAL
51-4420-0200	Memberships	0	0.00	0	0.00	0	0	0	95,240	95,240
51-4420-0300	Insurance	0	0.00	0	0.00	0	0	0	244,501	244,501
51-4420-0500	Workers Compensation	0	0.00	0	0.00	147,801	0	147,801	0	147,801
51-4420-0600	Unemployment Compensation	0	0.00	0	0.00	46,000	0	46,000	0	46,000
51-4420-0700	Legal Counsel	0	0.00	0	0.00	0	0	0	17,500	17,500
51-4420-0800	Institutional Development	0	0.00	0	0.00	0	0	0	19,549	19,549
51-4420-1600	Misc Renovation	0	0.00	0	0.00	0	0	0	665,202	665,202
51-4420-1611	MONA Maintenance	0	0.00	0	0.00	0	0	0	3,100	3,100
51-4420-1690	VCBF Misc Renovation	0	0.00	0	0.00	0	0	0	12,000	12,000
51-4431-0100	University Communications & Marketing	0	0.00	241,834	3.22	61,424	0	303,258	37,932	341,190
51-4432-0200	Commencement	0	0.00	0	0.00	0	0	0	20,047	20,047
51-4432-0500	Marketing Communications	0	0.00	76,095	1.00	27,683	0	103,778	90,000	193,778
51-4436-0200	Creative Services	0	0.00	201,890	4.17	53,798	0	255,688	15,933	271,621
51-4470-0100	Office of Equity and Compliance	0	0.00	148,611	2.13	40,908	0	189,519	15,399	204,918
51-4470-0300	Ombudsman	0	0.00	13,166	0.23	2,261	0	15,427	1,789	17,216
51-4471-0100	Alumni Association	0	0.00	4,866	0.15	2,447	0	7,313	75,000	82,313
	TOTAL	**0**	**0.00**	**686,462**	**10.89**	**382,322**	**0**	**1,068,784**	**1,313,192**	**2,381,976**

COST OBJECT LISTING BY SUB PROGRAM
2018-2019GENERAL OPERATING BUDGET
UNIVERSITY OF NEBRASKA AT KEARNEY

SUBPROGRAM #/NAME: 44 General Expense

UNK-State General Fund-751 Revolving/Designated

COST OBJECT		FACULTY Dollar	FACULTY FTE	NON FACULTY Dollar	NON FACULTY FTE	EMPLOYEE BENEFITS	PERSONAL SERVICE CREDITS	TOTAL PERSONAL SERVICES	TOTAL OPERATING EXPENSES	TOTAL
52-4420-0200	Institutional General Revolving	0	0.00	0	0.00	23,232	0	23,232	60,000	83,232
52-4436-0100	Creative Services Revolving	0	0.00	0	3.00	0	0	0	0	0
	TOTAL	**0**	**0.00**	**0**	**3.00**	**23,232**	**0**	**23,232**	**60,000**	**83,232**

UNK-Auxiliary-759 Auxiliaries & Services/Restricted

COST OBJECT		FACULTY Dollar	FACULTY FTE	NON FACULTY Dollar	NON FACULTY FTE	EMPLOYEE BENEFITS	PERSONAL SERVICE CREDITS	TOTAL PERSONAL SERVICES	TOTAL OPERATING EXPENSES	TOTAL
53-4420-0100	RB Bookstore Retail Sales	0	0.00	0	0.00	0	0	0	784	784
53-4420-0200	RB Miscellaneous Renovation	0	0.00	0	0.00	0	0	0	191,794	191,794
53-4420-0211	Rev Bond Residence Halls Furniture	0	0.00	0	0.00	0	0	0	242,779	242,779
53-4420-0290	RB VCBF Misc Renovation	0	0.00	0	0.00	0	0	0	13,000	13,000
53-4420-1500	RB Pre-season Athletic Meals	0	0.00	0	0.00	0	0	0	20,000	20,000
53-4420-2000	RB Workers Compensation	0	0.00	0	0.00	12,292	0	12,292	0	12,292
53-4420-2100	RB Unemployment Compensation	0	0.00	0	0.00	5,000	0	5,000	0	5,000
53-4420-2300	RB Athletics Tailgate Meals	0	0.00	0	0.00	0	0	0	15,000	15,000
53-4420-4000	RB-Food Service Expense	0	0.00	0	0.00	0	0	0	4,853,000	4,853,000
53-4420-4100	RB-Principle & Interest Payments	0	0.00	0	0.00	0	0	0	2,040,596	2,040,596
53-4420-8101	Wellness Center Operations	0	0.00	0	1.61	0	0	0	0	0
53-4420-8102	Wellness Center Facilities O & M	0	0.00	0	1.00	0	0	0	0	0
53-4470-0100	RB Office of Equity and Compliance	0	0.00	72,746	1.14	21,992	0	94,738	0	94,738
	TOTAL	**0**	**0.00**	**72,746**	**3.75**	**39,284**	**0**	**112,030**	**7,376,953**	**7,488,983**
	SUB PROGRAM TOTAL	**0**	**0**	**759,208**	**18**	**444,838**	**0**	**1,204,046**	**8,750,145**	**9,954,191**

SUBPROGRAM #/NAME: 74 Agency Funds

UNK-Federal Letter of Credit-756 Federal/Restricted

COST OBJECT		FACULTY Dollar	FACULTY FTE	NON FACULTY Dollar	NON FACULTY FTE	EMPLOYEE BENEFITS	PERSONAL SERVICE CREDITS	TOTAL PERSONAL SERVICES	TOTAL OPERATING EXPENSES	TOTAL
54-7420-2019001	W D Ford Federal Direct Loan Pgm 18-19	0	0.00	0	0.00	0	0	0	28,000,000	28,000,000
	TOTAL	**0**	**0.00**	**0**	**0.00**	**0**	**0**	**0**	**28,000,000**	**28,000,000**
	SUB PROGRAM TOTAL	**0**	**0**	**0**	**0**	**0**	**0**	**0**	**28,000,000**	**28,000,000**

SUBPROGRAM #/NAME: 77 Intercollegiate Athletics

UNK-State General Fund-751 State & University Generated/Unrestricted

COST OBJECT		FACULTY Dollar	FACULTY FTE	NON FACULTY Dollar	NON FACULTY FTE	EMPLOYEE BENEFITS	PERSONAL SERVICE CREDITS	TOTAL PERSONAL SERVICES	TOTAL OPERATING EXPENSES	TOTAL
51-7701-0100	Athletics State Budget	0	0.00	1,763,568	33.90	766,439	0	2,530,007	-73,349	2,456,658
51-7701-7520	Athletics Diversity Funds	0	0.00	15,704	0.00	2,485	0	18,189	0	18,189
	TOTAL	**0**	**0.00**	**1,779,272**	**33.90**	**768,924**	**0**	**2,548,196**	**-73,349**	**2,474,847**

UNK-Trust-Grant/Cont/Loan/End-758 Trust/Restricted

COST OBJECT		FACULTY Dollar	FACULTY FTE	NON FACULTY Dollar	NON FACULTY FTE	EMPLOYEE BENEFITS	PERSONAL SERVICE CREDITS	TOTAL PERSONAL SERVICES	TOTAL OPERATING EXPENSES	TOTAL
56-7702-0003001	NCAA-Assistant AD of Compliance position	0	0.00	10,353	0.25	6,133	0	16,486	0	16,486
57-7702-0001001	Foun - Athletic Development	0	0.00	40,163	0.44	12,004	0	52,167	40,000	92,167
57-7702-0003001	Foundation - New West	0	0.00	89,362	1.45	36,668	0	126,030	0	126,030

COST OBJECT LISTING BY SUB PROGRAM
2018-2019GENERAL OPERATING BUDGET
UNIVERSITY OF NEBRASKA AT KEARNEY

SUBPROGRAM #/NAME: 77 Intercollegiate Athletics

	TOTAL	**0**	**0.00**	**139,878**	**2.14**	**54,805**	**0**	**194,683**	**40,000**	**234,683**

UNK-Auxiliary-759 Auxiliaries & Services/Restricted

COST OBJECT		FACULTY Dollar	FACULTY FTE	NON FACULTY Dollar	NON FACULTY FTE	EMPLOYEE BENEFITS	PERSONAL SERVICE CREDITS	TOTAL PERSONAL SERVICES	TOTAL OPERATING EXPENSES	TOTAL
53-7701-0100	ST-Intercollegiate Athletics	0	0.00	468,965	9.44	276,171	0	745,136	542,532	1,287,668
53-7702-0100	ST-Athletics State/SET Fee Support	0	0.00	-1,814,527	0.00	-768,952	0	-2,583,479	-555,132	-3,138,611
53-7702-0200	ST-Equipment Room	0	0.00	30,525	1.00	7,802	0	38,327	0	38,327
53-7702-6002	ST-Ath Events Management	0	0.00	35,000	1.00	17,004	0	52,004	0	52,004
53-7710-0100	ST-Sports Information Office	0	0.00	48,090	1.00	13,025	0	61,115	0	61,115
53-7711-0100	ST-Strength Training	0	0.00	79,026	1.00	17,921	0	96,947	0	96,947
53-7711-0200	ST-Medical/Training Room	0	0.00	82,020	1.30	27,586	0	109,606	0	109,606
53-7712-0100	ST-Football	0	0.00	374,210	6.46	135,858	0	510,068	12,600	522,668
53-7712-0300	ST-Basketball - Men	0	0.00	148,416	2.00	40,207	0	188,623	0	188,623
53-7712-0400	ST-Wrestling	0	0.00	51,765	1.00	13,846	0	65,611	0	65,611
53-7712-0500	ST-Track - Men	0	0.00	45,085	1.00	23,841	0	68,926	0	68,926
53-7713-0100	ST-Volleyball	0	0.00	111,739	2.00	36,265	0	148,004	0	148,004
53-7713-0300	ST-Basketball - Women	0	0.00	107,635	1.74	43,097	0	150,732	0	150,732
53-7713-0400	ST-Track - Women	0	0.00	45,086	1.00	23,841	0	68,927	0	68,927
53-7713-0500	ST-Tennis - Women	0	0.00	49,048	1.00	16,116	0	65,164	0	65,164
53-7713-0600	ST-Softball	0	0.00	66,096	2.00	42,879	0	108,975	0	108,975
53-7713-0800	ST-Swimming	0	0.00	36,236	1.00	22,416	0	58,652	0	58,652
53-7713-1800	ST-Soccer	0	0.00	35,613	1.00	11,049	0	46,662	0	46,662
53-7799-0500	Athletics Budget - Revenue	0	0.00	0	0.00	0	0	0	371,930	371,930
	TOTAL	**0**	**0.00**	**28**	**34.94**	**-28**	**0**	**0**	**371,930**	**371,930**
	SUB PROGRAM TOTAL	**0**	**0**	**1,919,178**	**71**	**823,701**	**0**	**2,742,879**	**338,581**	**3,081,460**

SUBPROGRAM #/NAME: 98 Company Balance Sheets

UNK-Auxiliary-759 Auxiliaries & Services/Restricted

COST OBJECT		FACULTY Dollar	FACULTY FTE	NON FACULTY Dollar	NON FACULTY FTE	EMPLOYEE BENEFITS	PERSONAL SERVICE CREDITS	TOTAL PERSONAL SERVICES	TOTAL OPERATING EXPENSES	TOTAL
53-9813-3100	MONA Reimbursement	0	0.00	246,377	6.37	96,444	0	342,821	12,000	354,821
	TOTAL	**0**	**0.00**	**246,377**	**6.37**	**96,444**	**0**	**342,821**	**12,000**	**354,821**
	SUB PROGRAM TOTAL	**0**	**0**	**246,377**	**6**	**96,444**	**0**	**342,821**	**12,000**	**354,821**

SUBPROGRAM #/NAME: 99 Income Activity

UNK-State General Fund-751 Revolving/Designated

COST OBJECT		FACULTY Dollar	FACULTY FTE	NON FACULTY Dollar	NON FACULTY FTE	EMPLOYEE BENEFITS	PERSONAL SERVICE CREDITS	TOTAL PERSONAL SERVICES	TOTAL OPERATING EXPENSES	TOTAL
52-9960-0100	SET Fee - State	0	0.00	0	0.00	0	0	0	806,000	806,000
52-9990-0200	Budget Adjustment - Institutional Admin	0	0.00	249,308	0.00	0	0	249,308	62,152	311,460
	TOTAL	**0**	**0.00**	**249,308**	**0.00**	**0**	**0**	**249,308**	**868,152**	**1,117,460**

UNK-Federal Letter of Credit-756 Federal/Restricted

COST OBJECT		FACULTY Dollar	FACULTY FTE	NON FACULTY Dollar	NON FACULTY FTE	EMPLOYEE BENEFITS	PERSONAL SERVICE CREDITS	TOTAL PERSONAL SERVICES	TOTAL OPERATING EXPENSES	TOTAL
54-9990-0100	Budget Adjustment - Instruction	243,706	3.50	205,575	1.12	96,959	0	546,240	241,179	787,419
54-9990-0200	Budget Adjustment - Research	0	0.00	0	0.00	0	0	0	157,368	157,368
54-9990-0300	Budget Adjustment -Community Service	0	0.00	109,133	0.00	0	0	109,133	0	109,133

COST OBJECT LISTING BY SUB PROGRAM
2018-2019GENERAL OPERATING BUDGET
UNIVERSITY OF NEBRASKA AT KEARNEY

SUBPROGRAM #/NAME: 99 Income Activity

UNK-Federal Letter of Credit-756 Federal/Restricted

COST OBJECT		FACULTY Dollar	FACULTY FTE	NON FACULTY Dollar	NON FACULTY FTE	EMPLOYEE BENEFITS	PERSONAL SERVICE CREDITS	TOTAL PERSONAL SERVICES	TOTAL OPERATING EXPENSES	TOTAL
54-9990-0500	Budget Adjustment - Student Services	0	0.00	0	0.00	0	0	0	362,251	362,251
54-9990-0600	Budget Adjustment-Gen Admin Log Svc LTD	0	0.00	21,855	0.00	0	0	21,855	0	21,855
54-9990-0800	Budget Adjustment - Scholarship	0	0.00	0	0.00	0	0	0	10,000,000	10,000,000
54-9990-0900	Budget Adjustment-Independent Oper LTD	0	0.00	54,636	0.00	0	0	54,636	0	54,636
	TOTAL	**243,706**	**3.50**	**391,199**	**1.12**	**96,959**	**0**	**731,864**	**10,760,798**	**11,492,662**

UNK-Federal Grants/Contracts-757 Federal/Restricted

COST OBJECT		FACULTY Dollar	FACULTY FTE	NON FACULTY Dollar	NON FACULTY FTE	EMPLOYEE BENEFITS	PERSONAL SERVICE CREDITS	TOTAL PERSONAL SERVICES	TOTAL OPERATING EXPENSES	TOTAL
55-9990-0100	Budget Adjustment - Instruction	119,542	3.00	0	0.00	68,964	0	188,506	78,332	266,838
	TOTAL	**119,542**	**3.00**	**0**	**0.00**	**68,964**	**0**	**188,506**	**78,332**	**266,838**

UNK-Trust-Grant/Cont/Loan/End-758 Trust/Restricted

COST OBJECT		FACULTY Dollar	FACULTY FTE	NON FACULTY Dollar	NON FACULTY FTE	EMPLOYEE BENEFITS	PERSONAL SERVICE CREDITS	TOTAL PERSONAL SERVICES	TOTAL OPERATING EXPENSES	TOTAL
56-9990-0100	Budget Adjustment - Instruction LTD	246,935	3.72	0	0.00	101,140	0	348,075	416,942	765,017
56-9990-0200	Budget Adjustment - Research LTD	450,077	1.20	0	0.00	91,263	0	541,340	375,000	916,340
56-9990-0300	Budget Adjustment - Public Service LTD	147,882	0.55	370,000	13.04	32,584	0	550,466	205,126	755,592
56-9990-0400	Budget Adjustment - Academic Support	0	0.00	0	0.00	0	0	0	23,000	23,000
56-9990-0500	Budget Adj-Student Services	0	0.00	0	0.00	0	0	0	16,474	16,474
57-9990-0000	Budget Adjustment-Agency YTD	0	0.00	0	0.00	0	0	0	8,224,027	8,224,027
57-9990-0100	Budget Adjustment - Instruction YTD	94,242	1.03	0	0.00	32,099	0	126,341	257,565	383,906
57-9990-0300	Budget Adjustment-Public Service YTD	0	0.00	39,140	0.50	0	0	39,140	2,000	41,140
57-9990-0460	Budget Adjustment - Acad Admin YTD	16,288	0.30	0	0.00	7,582	0	23,870	83,088	106,958
57-9990-0620	Budget Adjustment - Fin Mgmt/Oper YTD	0	0.00	0	0.00	0	0	0	70,323	70,323
57-9990-0700	Budget Adjustment-Physical Plant YTD	0	0.00	0	0.00	0	0	0	42,000	42,000
57-9990-0800	Budget Adjustment - Scholarship YTD	0	0.00	0	0.00	0	0	0	2,340,532	2,340,532
	TOTAL	**955,424**	**6.80**	**409,140**	**13.54**	**264,668**	**0**	**1,629,232**	**12,056,077**	**13,685,309**
	SUB PROGRAM TOTAL	**1,318,672**	**13**	**1,049,647**	**15**	**430,591**	**0**	**2,798,910**	**23,763,359**	**26,562,269**

COST OBJECT LISTING BY SUB PROGRAM
2018-2019GENERAL OPERATING BUDGET
UNIVERSITY OF NEBRASKA
EXCLUDING ITS

SUBPROGRAM #/NAME: 30 Distance Education

UNCA-State General Fund-781 Revolving/Designated

COST OBJECT		FACULTY Dollar	FACULTY FTE	NON FACULTY Dollar	NON FACULTY FTE	EMPLOYEE BENEFITS	PERSONAL SERVICE CREDITS	TOTAL PERSONAL SERVICES	TOTAL OPERATING EXPENSES	TOTAL
92-3014-0001	ISHS Admin & Instruction	0	0.00	554,615	9.00	151,946	0	706,561	1,070,634	1,777,195
92-3014-1001	ISHS-Materials	0	0.00	0	0.00	0	0	0	81,772	81,772
92-3014-1002	ISHS-Marketing & Promotion	0	0.00	232,605	5.00	63,726	0	296,331	130,954	427,285
92-3014-1003	ISHS Curriculum Team	0	0.00	229,358	4.80	75,380	0	304,738	26,314	331,052
92-3014-1004	EEO ISHS-Ready Minds	0	0.00	202,913	5.00	55,593	0	258,506	21,203	279,709
	TOTAL	**0**	**0.00**	**1,219,491**	**23.80**	**346,645**	**0**	**1,566,136**	**1,330,877**	**2,897,013**
	SUB PROGRAM TOTAL	**0**	**0**	**1,219,491**	**24**	**346,645**	**0**	**1,566,136**	**1,330,877**	**2,897,013**

SUBPROGRAM #/NAME: 31 EPSCoR

UNCA-State General Fund-781 State & University Generated/Unrestricted

COST OBJECT		FACULTY Dollar	FACULTY FTE	NON FACULTY Dollar	NON FACULTY FTE	EMPLOYEE BENEFITS	PERSONAL SERVICE CREDITS	TOTAL PERSONAL SERVICES	TOTAL OPERATING EXPENSES	TOTAL
91-3101-0100	Epscor	0	0.00	75,435	0.95	18,557	0	93,992	221,299	315,291
91-3101-0200	Epscor Non-Match	0	0.00	0	0.00	0	0	0	100,000	100,000
	TOTAL	**0**	**0.00**	**75,435**	**0.95**	**18,557**	**0**	**93,992**	**321,299**	**415,291**

UNCA-Federal Advance-787 Federal/Restricted

COST OBJECT		FACULTY Dollar	FACULTY FTE	NON FACULTY Dollar	NON FACULTY FTE	EMPLOYEE BENEFITS	PERSONAL SERVICE CREDITS	TOTAL PERSONAL SERVICES	TOTAL OPERATING EXPENSES	TOTAL
95-3101-0040001	47F EPSCoR RII Nanohybrids	0	0.00	0	0.00	0	0	0	1,652,954	1,652,954
95-3101-0050001	NSF EPSCoR RII Track 1 CRRI	0	0.00	266,555	3.65	80,491	0	347,046	0	347,046
	TOTAL	**0**	**0.00**	**266,555**	**3.65**	**80,491**	**0**	**347,046**	**1,652,954**	**2,000,000**
	SUB PROGRAM TOTAL	**0**	**0**	**341,990**	**5**	**99,048**	**0**	**441,038**	**1,974,253**	**2,415,291**

SUBPROGRAM #/NAME: 32 Research Initiative

UNCA-State General Fund-781 State & University Generated/Unrestricted

COST OBJECT		FACULTY Dollar	FACULTY FTE	NON FACULTY Dollar	NON FACULTY FTE	EMPLOYEE BENEFITS	PERSONAL SERVICE CREDITS	TOTAL PERSONAL SERVICES	TOTAL OPERATING EXPENSES	TOTAL
91-3201-0100	Nebraska Research Initiative	0	0.00	0	0.00	0	0	0	11,404,187	11,404,187
	TOTAL	**0**	**0.00**	**0**	**0.00**	**0**	**0**	**0**	**11,404,187**	**11,404,187**
	SUB PROGRAM TOTAL	**0**	**0**	**0**	**0**	**0**	**0**	**0**	**11,404,187**	**11,404,187**

SUBPROGRAM #/NAME: 33 Facilities Management & Planning

UNCA-State General Fund-781 State & University Generated/Unrestricted

COST OBJECT		FACULTY Dollar	FACULTY FTE	NON FACULTY Dollar	NON FACULTY FTE	EMPLOYEE BENEFITS	PERSONAL SERVICE CREDITS	TOTAL PERSONAL SERVICES	TOTAL OPERATING EXPENSES	TOTAL
91-3301-0100	Def Repair & Maint Fund	0	0.00	0	0.00	0	0	0	11,000,000	11,000,000
	TOTAL	**0**	**0.00**	**0**	**0.00**	**0**	**0**	**0**	**11,000,000**	**11,000,000**
	SUB PROGRAM TOTAL	**0**	**0**	**0**	**0**	**0**	**0**	**0**	**11,000,000**	**11,000,000**

SUBPROGRAM #/NAME: 41 System Administration

COST OBJECT LISTING BY SUB PROGRAM
2018-2019GENERAL OPERATING BUDGET
UNIVERSITY OF NEBRASKA
EXCLUDING ITS

SUBPROGRAM #/NAME: 41 System Administration

UNCA-State General Fund-781 State & University Generated/Unrestricted

COST OBJECT		FACULTY Dollar	FACULTY FTE	NON FACULTY Dollar	NON FACULTY FTE	EMPLOYEE BENEFITS	PERSONAL SERVICE CREDITS	TOTAL PERSONAL SERVICES	TOTAL OPERATING EXPENSES	TOTAL
91-4101-0200	Board of Regents	0	0.00	191,623	1.35	47,139	0	238,762	46,500	285,262
91-4105-0100	President's Office	0	0.00	1,335,007	5.84	313,414	0	1,648,421	150,000	1,798,421
91-4105-0200	Equipment & Related Exp	0	0.00	0	0.00	0	0	0	50,000	50,000
91-4105-1200	President Market/Equity Salary Pool	0	0.00	250,000	0.00	0	0	250,000	0	250,000
91-4105-1400	Internal Audit	0	0.00	737,070	8.00	181,319	0	918,389	163,688	1,082,077
91-4105-1403	Budget Resp Team Savings	0	0.00	0	13.93	0	0	0	0	0
91-4110-0100	University Affairs	0	0.00	1,008,917	10.00	248,195	0	1,257,112	47,000	1,304,112
91-4110-0200	Federal Relations	0	0.00	73,260	1.00	18,022	0	91,282	0	91,282
91-4115-0100	Law Library	0	0.00	0	0.00	0	0	0	25,000	25,000
91-4115-0200	Vice President & General Counsel	0	0.00	1,366,655	12.30	273,136	0	1,639,791	27,000	1,666,791
91-4120-0100	Executive Vice President and Provost	0	0.00	1,607,116	11.40	388,204	0	1,995,320	71,000	2,066,320
91-4120-0130	International Affairs Expenses	0	0.00	0	0.00	0	0	0	40,000	40,000
91-4120-0150	Institutional Research	0	0.00	0	0.00	0	0	0	20,000	20,000
91-4125-0100	Vice President for Business & Finance	0	0.00	2,083,952	7.75	348,579	0	2,432,531	87,000	2,519,531
91-4125-0160	Facilities	0	0.00	151,043	1.60	0	0	151,043	0	151,043
91-4125-0170	Human Resources	0	0.00	251,756	3.00	0	0	251,756	0	251,756
91-4125-0300	Printing & Related Exp	0	0.00	0	0.00	0	0	0	38,000	38,000
91-4125-0400	Insur Redistribution	0	0.00	0	0.00	0	0	0	25,000	25,000
91-4125-0500	Building Operations	0	0.00	0	0.00	0	0	0	150,000	150,000
91-4125-0520	Building Operating Supplies	0	0.00	0	0.00	0	0	0	5,000	5,000
91-4130-0500	Memberships & Dues	0	0.00	0	0.00	0	0	0	65,000	65,000
91-4130-0600	Consultant Services	0	0.00	0	0.00	0	0	0	100,000	100,000
91-4130-1100	General Operations	0	0.00	0	0.00	0	0	0	747,864	747,864
91-4130-1120	UNCA Student Wages	0	0.00	10,400	0.50	0	0	10,400	0	10,400
91-4130-1130	UNCA Student Interns	0	0.00	15,600	0.50	0	0	15,600	0	15,600
91-4190-0300	Temp Adjustment	0	0.00	0	0.00	0	0	0	-100,000	-100,000
	TOTAL	**0**	**0.00**	**9,082,399**	**77.17**	**1,818,008**	**0**	**10,900,407**	**1,758,052**	**12,658,459**

UNCA-Trust-Grant/Cont/Loan/End-788 Trust/Restricted

COST OBJECT		FACULTY Dollar	FACULTY FTE	NON FACULTY Dollar	NON FACULTY FTE	EMPLOYEE BENEFITS	PERSONAL SERVICE CREDITS	TOTAL PERSONAL SERVICES	TOTAL OPERATING EXPENSES	TOTAL
96-4101-0002001	Othmer-Topp Income Board of Regents	0	0.00	0	0.00	0	0	0	250,000	250,000
	TOTAL	**0**	**0.00**	**0**	**0.00**	**0**	**0**	**0**	**250,000**	**250,000**
	SUB PROGRAM TOTAL	**0**	**0**	**9,082,399**	**77**	**1,818,008**	**0**	**10,900,407**	**2,008,052**	**12,908,459**

SUBPROGRAM #/NAME: 42 Nebraska Student Information System

-740 State & University Generated/Unrestricted

COST OBJECT		FACULTY Dollar	FACULTY FTE	NON FACULTY Dollar	NON FACULTY FTE	EMPLOYEE BENEFITS	PERSONAL SERVICE CREDITS	TOTAL PERSONAL SERVICES	TOTAL OPERATING EXPENSES	TOTAL
91-4201-0200	Project Management	0	0.00	0	0.00	0	0	0	1,475,548	1,475,548
	TOTAL	**0**	**0.00**	**0**	**0.00**	**0**	**0**	**0**	**1,475,548**	**1,475,548**

UNCA-State General Fund-781 State & University Generated/Unrestricted

COST OBJECT		FACULTY Dollar	FACULTY FTE	NON FACULTY Dollar	NON FACULTY FTE	EMPLOYEE BENEFITS	PERSONAL SERVICE CREDITS	TOTAL PERSONAL SERVICES	TOTAL OPERATING EXPENSES	TOTAL
91-4210-0100	SIS ASG Team	0	0.00	636,256	7.75	156,519	0	792,775	110,328	903,103
91-4210-0110	SIS Basis Team	0	0.00	1,006,201	11.50	262,077	0	1,268,278	0	1,268,278

COST OBJECT LISTING BY SUB PROGRAM
2018-2019GENERAL OPERATING BUDGET
UNIVERSITY OF NEBRASKA
EXCLUDING ITS

SUBPROGRAM #/NAME: 42 Nebraska Student Information System

	TOTAL	**0**	**0.00**	**1,642,457**	**19.25**	**418,596**	**0**	**2,061,053**	**110,328**	**2,171,381**
	SUB PROGRAM TOTAL	**0**	**0**	**1,642,457**	**19**	**418,596**	**0**	**2,061,053**	**1,585,876**	**3,646,929**

SUBPROGRAM #/NAME: 45 SAP Activity

UNCA-State General Fund-781 State & University Generated/Unrestricted

COST OBJECT		FACULTY Dollar	FACULTY FTE	NON FACULTY Dollar	NON FACULTY FTE	EMPLOYEE BENEFITS	PERSONAL SERVICE CREDITS	TOTAL PERSONAL SERVICES	TOTAL OPERATING EXPENSES	TOTAL
91-4510-0100	SAP Functional	0	0.00	1,035,454	12.00	290,924	0	1,326,378	1,147,879	2,474,257
91-4510-0110	SAP Technical	0	0.00	1,228,109	14.00	302,115	0	1,530,224	0	1,530,224
91-4510-0600	SAP Administration	0	0.00	0	0.00	0	0	0	150,000	150,000
	TOTAL	**0**	**0.00**	**2,263,563**	**26.00**	**593,039**	**0**	**2,856,602**	**1,297,879**	**4,154,481**
	SUB PROGRAM TOTAL	**0**	**0**	**2,263,563**	**26**	**593,039**	**0**	**2,856,602**	**1,297,879**	**4,154,481**

SUBPROGRAM #/NAME: 46 General Administration

UNCA-State General Fund-781 State & University Generated/Unrestricted

COST OBJECT		FACULTY Dollar	FACULTY FTE	NON FACULTY Dollar	NON FACULTY FTE	EMPLOYEE BENEFITS	PERSONAL SERVICE CREDITS	TOTAL PERSONAL SERVICES	TOTAL OPERATING EXPENSES	TOTAL
91-4610-0400	Marketing	0	0.00	0	0.00	0	0	0	272,000	272,000
91-4620-0200	Buffett Early Childhood Institute	0	0.00	1,211,778	9.90	406,627	0	1,618,405	-164,905	1,453,500
91-4620-2200	P-16 Initiative	0	0.00	0	0.00	0	0	0	50,000	50,000
91-4620-2201	P-16 Initiative State	0	0.00	0	0.00	0	0	0	100,000	100,000
91-4620-2400	POE Peter Kiewit Institute	0	0.00	453,000	0.00	0	0	453,000	0	453,000
91-4620-2500	OW Administration/Operations	0	0.00	393,050	3.49	96,690	0	489,740	83,151	572,891
91-4620-2510	OW Marketing/Lead Generation	0	0.00	244,951	4.50	60,258	0	305,209	1,693,900	1,999,109
91-4620-2520	OW Program Development/Expansion	0	0.00	0	0.00	0	0	0	400,000	400,000
91-4620-2530	OWW - Communities Practice	0	0.00	0	0.00	0	0	0	100,000	100,000
91-4620-2540	OW Regulatory Compliance	0	0.00	0	0.00	0	0	0	40,000	40,000
91-4625-0130	ARDC Remediation	0	0.00	0	1.05	0	0	0	0	0
91-4625-0400	Self Insurance	0	0.00	0	0.00	0	0	0	439,817	439,817
91-4625-0700	Das Accounting Services	0	0.00	0	0.00	0	0	0	335,528	335,528
91-4630-0200	Intercampus Development Fund	0	0.00	0	0.00	0	0	0	2,000,000	2,000,000
91-4630-0241	LB 556 Telehealth Services	0	0.00	0	0.00	0	0	0	450,000	450,000
91-4630-0300	HR/Talent/Equity Initiatives	0	0.00	0	0.00	0	0	0	150,000	150,000
91-4630-0500	Programs of Excellence	0	0.00	0	0.00	0	0	0	49,957	49,957
91-4630-0501	POE Allocations	0	0.00	0	0.00	0	0	0	3,298,551	3,298,551
	TOTAL	**0**	**0.00**	**2,302,779**	**18.94**	**563,575**	**0**	**2,866,354**	**9,297,999**	**12,164,353**

UNCA-Trust-Grant/Cont/Loan/End-788 Trust/Restricted

COST OBJECT		FACULTY Dollar	FACULTY FTE	NON FACULTY Dollar	NON FACULTY FTE	EMPLOYEE BENEFITS	PERSONAL SERVICE CREDITS	TOTAL PERSONAL SERVICES	TOTAL OPERATING EXPENSES	TOTAL
96-4620-0004001	Thompson Scholars	0	0.00	148,465	2.00	36,815	0	185,280	-1,408,526	-1,223,246
96-4620-0006001	Buffett Early Childhood Institute	0	0.00	484,605	7.10	21,256	0	505,861	0	505,861
96-4620-0009001	Holland Early Childhood Workforce Dev	0	0.00	112,443	1.50	5,052	0	117,495	0	117,495
96-4620-0010001	Superintendents' Early Childhood Plan	0	0.00	822,310	11.10	230,720	0	1,053,030	2,654,410	3,707,440
96-4620-0011001	Supt. Plan Evaluation	0	0.00	114,145	0.90	28,305	0	142,450	0	142,450
	TOTAL	**0**	**0.00**	**1,681,968**	**22.60**	**322,148**	**0**	**2,004,116**	**1,245,884**	**3,250,000**
	SUB PROGRAM TOTAL	**0**	**0**	**3,984,747**	**42**	**885,723**	**0**	**4,870,470**	**10,543,883**	**15,414,353**

COST OBJECT LISTING BY SUB PROGRAM
2018-2019GENERAL OPERATING BUDGET
UNIVERSITY OF NEBRASKA
EXCLUDING ITS

SUBPROGRAM #/NAME: 97 Clearing Centers

UNCA-Auxiliary-789 Auxiliaries & Services/Restricted

COST OBJECT		FACULTY Dollar	FACULTY FTE	NON FACULTY Dollar	NON FACULTY FTE	EMPLOYEE BENEFITS	PERSONAL SERVICE CREDITS	TOTAL PERSONAL SERVICES	TOTAL OPERATING EXPENSES	TOTAL
93-9770-0200	Administrative Systems Clearing	0	0.00	0	0.00	0	0	0	-7,499,062	-7,499,062
	TOTAL	**0**	**0.00**	**0**	**0.00**	**0**	**0**	**0**	**-7,499,062**	**-7,499,062**
	SUB PROGRAM TOTAL	**0**	**0**	**0**	**0**	**0**	**0**	**0**	**-7,499,062**	**-7,499,062**

COST OBJECT LISTING BY SUB PROGRAM
2018-2019GENERAL OPERATING BUDGET
UNIVERSITY OF NEBRASKA
INFORMATION TECHNOLOGY SERVICES

SUBPROGRAM #/NAME: 29 Information Technology Services

UNCA-State General Fund-781 State & University Generated/Unrestricted

COST OBJECT		FACULTY Dollar	FACULTY FTE	NON FACULTY Dollar	NON FACULTY FTE	EMPLOYEE BENEFITS	PERSONAL SERVICE CREDITS	TOTAL PERSONAL SERVICES	TOTAL OPERATING EXPENSES	TOTAL
91-2901-0001	ITS Department	59,413	0.40	1,924,004	10.55	500,377	0	2,483,794	2,920,749	5,404,543
91-2901-0900	ITS State-aided Budget Clearing	0	0.00	0	0.00	0	0	0	891,443	891,443
91-2905-0020	HR & Administrative Support	0	0.00	300,640	6.00	73,958	0	374,598	0	374,598
91-2905-0030	Budget & Accounting	0	0.00	417,215	8.25	101,740	0	518,955	0	518,955
91-2905-0040	Project & Portfolio Management Office	0	0.00	411,002	5.00	101,106	0	512,108	0	512,108
91-2905-0050	ITS Communications	0	0.00	105,558	2.00	25,968	0	131,526	0	131,526
91-2905-0060	IT Strategic Sourcing	0	0.00	163,336	2.00	40,181	0	203,517	0	203,517
91-2907-0001	Client Services Division	0	0.00	67,083	0.62	16,502	0	83,585	0	83,585
91-2907-0010	End User Computing	0	0.00	339,017	3.90	83,398	0	422,415	0	422,415
91-2907-0011	Endpoint Management	0	0.00	140,561	2.35	34,578	0	175,139	0	175,139
91-2907-0020	Enterprise Call Center	0	0.00	291,080	6.82	71,605	0	362,685	0	362,685
91-2907-0030	UNL User Services	0	0.00	101,210	1.00	24,897	0	126,107	0	126,107
91-2907-0032	UNL Desktop Support	0	0.00	222,498	4.64	54,735	0	277,233	0	277,233
91-2907-0033	UNL HuskerTech	0	0.00	13,877	0.30	3,414	0	17,291	0	17,291
91-2907-0040	UNO User Services	0	0.00	175,756	2.48	43,236	0	218,992	0	218,992
91-2907-0050	UNK User Services	0	0.00	205,364	3.90	50,519	0	255,883	0	255,883
91-2908-0010	Identity & Access Management	0	0.00	474,240	6.00	116,663	0	590,903	0	590,903
91-2908-0020	Security	0	0.00	899,493	11.71	221,275	0	1,120,768	0	1,120,768
91-2908-0030	Enterprise Architecture	0	0.00	79,288	1.00	19,505	0	98,793	0	98,793
91-2909-0010	UNL Analytics	0	0.00	3,008	0.03	741	0	3,749	0	3,749
91-2909-0011	UNL Applications & Development	0	0.00	367,175	5.22	90,326	0	457,501	0	457,501
91-2909-0020	UNL SIS Application & Development	0	0.00	673,284	8.00	165,628	0	838,912	0	838,912
91-2909-0030	UNO Applications & Development	0	0.00	789,591	9.75	194,240	0	983,831	0	983,831
91-2909-0040	UNK Applications & Development	0	0.00	187,507	2.54	46,127	0	233,634	0	233,634
91-2910-0001	Infrastructure Division	0	0.00	117,724	1.25	28,961	0	146,685	0	146,685
91-2910-0002	Infrastructure IANR	0	0.00	0	0.00	0	0	0	210,882	210,882
91-2910-0030	Data Center	0	0.00	207,231	3.00	50,978	0	258,209	0	258,209
91-2910-0031	Data Center Facility	0	0.00	37,890	1.00	9,321	0	47,211	0	47,211
91-2910-0033	Data Center Printing	0	0.00	48,128	1.00	11,839	0	59,967	0	59,967
91-2910-0040	Disaster Mitigation	0	0.00	194,822	2.00	47,926	0	242,748	0	242,748
91-2910-0050	Monitoring	0	0.00	232,699	3.59	57,244	0	289,943	0	289,943
91-2910-0060	Network Engineering	0	0.00	1,236,246	15.43	304,116	0	1,540,362	0	1,540,362
91-2910-0070	Network Operations	0	0.00	310,555	5.56	76,398	0	386,953	0	386,953
91-2910-0080	Systems	0	0.00	1,318,253	16.53	324,291	0	1,642,544	0	1,642,544
91-2911-0010	UNL Academic Technologies	0	0.00	126,500	1.84	31,120	0	157,620	0	157,620
91-2911-0030	UNL Digital Learning Center	0	0.00	38,307	0.74	9,423	0	47,730	0	47,730
91-2911-0040	UNO Academic Technologies	0	0.00	238,695	2.50	58,720	0	297,415	0	297,415
91-2911-0050	UNK Academic Technologies	0	0.00	27,458	0.49	6,754	0	34,212	0	34,212
91-2912-0001	Enterprise Services Div	0	0.00	331,820	4.00	81,628	0	413,448	0	413,448
91-2912-0002	Web Application & Support	0	0.00	384,967	5.51	94,703	0	479,670	0	479,670
91-2912-0003	Information Access	0	0.00	441,101	5.00	108,511	0	549,612	0	549,612
	TOTAL	**59,413**	**0.40**	**13,644,183**	**173.50**	**3,382,652**	**0**	**17,086,248**	**4,023,074**	**21,109,322**

UNCA-State General Fund-781 Revolving/Designated

COST OBJECT		FACULTY Dollar	FACULTY FTE	NON FACULTY Dollar	NON FACULTY FTE	EMPLOYEE BENEFITS	PERSONAL SERVICE CREDITS	TOTAL PERSONAL SERVICES	TOTAL OPERATING EXPENSES	TOTAL
92-2901-0001	IT Conference Administration	0	0.00	0	0.00	0	0	0	28,000	28,000
92-2901-0002	ITS Administrative Assessment	0	0.00	0	0.00	0	0	0	-21,746,647	-21,746,647
92-2901-0010	Student Tech Fees UNL	0	0.00	475,651	1.00	8,654	0	484,305	3,909,939	4,394,244
92-2901-0011	Student Tech Fees UNO	0	0.00	96,800	8.61	0	0	96,800	844,766	941,566

COST OBJECT LISTING BY SUB PROGRAM
2018-2019GENERAL OPERATING BUDGET
UNIVERSITY OF NEBRASKA
INFORMATION TECHNOLOGY SERVICES

SUBPROGRAM #/NAME: 29 Information Technology Services

UNCA-State General Fund-781 Revolving/Designated

COST OBJECT		FACULTY Dollar	FACULTY FTE	NON FACULTY Dollar	NON FACULTY FTE	EMPLOYEE BENEFITS	PERSONAL SERVICE CREDITS	TOTAL PERSONAL SERVICES	TOTAL OPERATING EXPENSES	TOTAL
92-2901-0012	Student Tech Fees UNK	0	0.00	0	0.00	0	0	0	391,409	391,409
92-2901-0020	Distance Education Fees UNL	0	0.00	0	0.00	0	0	0	709,980	709,980
92-2901-0021	Distance Education Fees UNO	0	0.00	0	0.00	0	0	0	100,000	100,000
92-2907-0011	Client Services Service Center	0	0.00	34,233	0.50	9,378	0	43,611	344,876	388,487
92-2907-0012	End User Computing Service Center	0	0.00	152,039	2.15	41,652	0	193,691	0	193,691
92-2907-0014	End User Computing STF UNL	0	0.00	3,992	0.05	1,094	0	5,086	0	5,086
92-2907-0015	End User Computing STF UNO	0	0.00	46,299	2.00	29,826	0	76,125	0	76,125
92-2907-0016	End User Computing STF UNK	0	0.00	10,298	0.20	2,821	0	13,119	0	13,119
92-2907-0030	UNL Desktop Supp Service Center	0	0.00	864,885	19.71	236,951	0	1,101,836	0	1,101,836
92-2907-0035	UNL HuskerTech STF	0	0.00	170,417	4.40	46,689	0	217,106	0	217,106
92-2907-0040	UNO User Services STF	0	0.00	381,111	6.90	104,412	0	485,523	0	485,523
92-2907-0050	UNK User Services STF	0	0.00	58,515	1.20	16,032	0	74,547	0	74,547
92-2908-0012	Identity & Access Mgmt STF UNO	0	0.00	49,034	1.00	13,435	0	62,469	0	62,469
92-2908-0021	Security Student Tech Fees UNL	0	0.00	59,530	1.00	16,310	0	75,840	0	75,840
92-2908-0022	Security Student Tech Fees UNO	0	0.00	106,602	1.57	29,206	0	135,808	0	135,808
92-2908-0023	Security Student Tech Fees UNK	0	0.00	14,324	0.25	3,924	0	18,248	0	18,248
92-2909-0011	UNL Applications & Development SC	0	0.00	487,219	7.74	139,599	0	626,818	166,247	793,065
92-2909-0020	UNL SIS Application & Development	0	0.00	99,136	1.00	27,160	0	126,296	0	126,296
92-2909-0031	UNO Applications & Development STF	0	0.00	31,689	0.44	8,682	0	40,371	0	40,371
92-2909-0040	UNK Applications & Development STF	0	0.00	142,336	1.93	38,995	0	181,331	0	181,331
92-2910-0010	Infrastructure Service Center	0	0.00	430,893	6.18	126,777	0	557,670	3,204,245	3,761,915
92-2910-0013	Infrastructure - Network Engineering SC	0	0.00	54,209	1.00	14,852	0	69,061	0	69,061
92-2910-0014	Infrastructure - Network Operations SC	0	0.00	149,014	2.46	40,824	0	189,838	0	189,838
92-2910-0016	Infrastructure - Net Ops (wirepulls) SC	0	0.00	86,510	2.00	23,702	0	110,212	0	110,212
92-2910-0017	Infrastructure - Systems (storage) SC	0	0.00	80,723	1.25	22,116	0	102,839	0	102,839
92-2910-0022	Infrastructure STF UNO	0	0.00	134,660	1.55	36,893	0	171,553	0	171,553
92-2910-0070	Network Operations STF UNL	0	0.00	47,386	1.00	12,982	0	60,368	0	60,368
92-2910-0072	Network Operations STF UNK	0	0.00	19,074	0.25	5,224	0	24,298	0	24,298
92-2910-0073	Network Operations DE Fee UNL	0	0.00	25,536	0.50	6,997	0	32,533	0	32,533
92-2910-0080	Systems STF UNL	0	0.00	34,443	0.50	9,436	0	43,879	0	43,879
92-2910-0081	Systems STF UNO	0	0.00	114,096	1.50	31,259	0	145,355	0	145,355
92-2910-0082	Systems STF UNK	0	0.00	36,317	0.47	9,949	0	46,266	0	46,266
92-2910-0090	Telecommunications SC	0	0.00	858,073	15.97	258,255	0	1,116,328	3,689,882	4,806,210
92-2910-0092	Telecommunications SC - Operator Service	0	0.00	225,580	7.50	73,457	0	299,037	0	299,037
92-2911-0010	UNL Acad Tech STF	0	0.00	335,024	5.56	91,785	0	426,809	0	426,809
92-2911-0013	UNL Acad Tech DE Fee	0	0.00	61,663	1.15	16,894	0	78,557	0	78,557
92-2911-0020	UNL Classroom Build & Design SC	0	0.00	311,510	6.09	85,343	0	396,853	21,588	418,441
92-2911-0030	UNL Digital Learning Center Scanning SC	0	0.00	0	0.00	0	0	0	14,798	14,798
92-2911-0032	UNL Digital Learning Center STF	0	0.00	60,181	1.16	16,487	0	76,668	0	76,668
92-2911-0040	UNO Academic Technologies STF	0	0.00	205,556	3.00	56,316	0	261,872	0	261,872
92-2911-0050	UNK Academic Technologies STF	0	0.00	121,649	2.01	33,329	0	154,978	0	154,978
	TOTAL	**0**	**0.00**	**6,676,207**	**122.75**	**1,747,697**	**0**	**8,423,904**	**-8,320,917**	**102,987**

UNCA-State General Fund-781 Cash & Student Contracts/Designated

COST OBJECT		FACULTY Dollar	FACULTY FTE	NON FACULTY Dollar	NON FACULTY FTE	EMPLOYEE BENEFITS	PERSONAL SERVICE CREDITS	TOTAL PERSONAL SERVICES	TOTAL OPERATING EXPENSES	TOTAL
91-2910-0003	Network Nebraska	0	0.00	173,410	1.00	51,590	0	225,000	375,000	600,000
	TOTAL	**0**	**0.00**	**173,410**	**1.00**	**51,590**	**0**	**225,000**	**375,000**	**600,000**

COST OBJECT LISTING BY SUB PROGRAM
2018-2019GENERAL OPERATING BUDGET
UNIVERSITY OF NEBRASKA
INFORMATION TECHNOLOGY SERVICES

SUBPROGRAM #/NAME: 29 Information Technology Services

UNCA-Auxiliary-789 Auxiliaries & Services/Restricted

COST OBJECT		FACULTY Dollar	FACULTY FTE	NON FACULTY Dollar	NON FACULTY FTE	EMPLOYEE BENEFITS	PERSONAL SERVICE CREDITS	TOTAL PERSONAL SERVICES	TOTAL OPERATING EXPENSES	TOTAL
93-2906-0001	Computer Sales	0	0.00	124,086	1.80	26,055	0	150,141	1,635,859	1,786,000
93-2906-0002	Cell Phones Sales	0	0.00	249,124	5.00	52,308	0	301,432	5,514,368	5,815,800
93-2907-0030	UNL Computer Repair Service Center	0	0.00	43,014	1.15	9,033	0	52,047	36,953	89,000
93-2907-0040	UNO User Services	0	0.00	0	0.00	0	0	0	3,530	3,530
93-2911-0010	UNL Acad Tech - Print	0	0.00	0	0.00	0	0	0	60,000	60,000
93-2911-0040	UNO Acad Tech-Print	0	0.00	0	0.00	0	0	0	22,745	22,745
93-2911-0051	UNK Computer Sales	0	0.00	18,171	0.40	3,816	0	21,987	0	21,987
	TOTAL	**0**	**0.00**	**434,395**	**8.35**	**91,212**	**0**	**525,607**	**7,273,455**	**7,799,062**
	SUB PROGRAM TOTAL	**59,413**	**0**	**20,928,195**	**306**	**5,273,151**	**0**	**26,260,759**	**3,350,612**	**29,611,371**