Fiscal Year 2020-2021

General Operating Budget

UNIVERSITY OF Nebraska

University of Nebraska
General Operating Budget
Fiscal Year 2020-2021

As of July 1, 2020

(This page left blank intentionally)

Preface

FUNDING CATEGORIES

The University of Nebraska's operating budget is supported from a variety of funding sources, which have been categorized as unrestricted, designated, or restricted. The unrestricted budget supports the instruction, research and public service missions of the University of Nebraska; the designated and restricted budget includes grants, contracts, auxiliary operations and other funds classified for a specific use by University policy or practice.

The data presented in this document segregates the budgets by funding source in the following manner:

Unrestricted	Designated and/or Restricted					
State and University Generated	Cash	Revolving	Federal	Auxiliaries and Services	Trust	Total

Unrestricted

State- and University-Generated

The Unrestricted Budget (also referred to as the State-Aided budget) supports the instruction, research and public service missions of the University of Nebraska and is funded from state appropriations, university-generated cash funds and federal funds.

University-generated cash funds include tuition, some student fees (application, registration, late payment, graduation processing), investment income and a small amount of other miscellaneous cash revenues.

Federal funds that support the Unrestricted budget are those specifically identified in the Hatch and Smith-Lever Acts for activities at the Institute of Agriculture and Natural Resources (IANR). The Hatch Act supports Research activity on a project-by-project basis and includes such things as swine breeding and beef physiology. The Smith Lever Act supports Public Service activity, such as extension educators.

Designated and/or Restricted

Cash

Designated cash includes cash generated from patient service activities at the University of Nebraska Medical Center, campus research facility and administrative cost recoveries, and research funding from the Tobacco Settlement Fund.

Revolving

Revolving revenue is generated from activities incidental to instruction, research, and public service. Examples include class and laboratory fees, proceeds from the sale of grain or livestock related to research activities, product consulting fees, video sales to students, clinics and workshops proceeds, athletic seminar fees, testing services fees, and revenue from music/theater productions.

Federal

Federal budgets include federal grants and contracts and student aid programs supported from federal funds.

Auxiliaries and Services

An auxiliary enterprise is an entity that exists to furnish goods and services to students, faculty, or staff and charge a fee directly related to its operations. Auxiliary enterprises include residence halls, food service, student unions, bookstores, etc.

Trust

The budgets supported by trust funds relate directly to nonfederal grants or contracts, nonfederal student aid programs, maintenance of student loan programs, endowment funds, and agency funds.

CAMPUS ABBREVIATIONS:

UNL	University of Nebraska-Lincoln
IANR	Institute of Agriculture and Natural Resources
NCTA	Nebraska College of Technical Agriculture
UNMC	University of Nebraska Medical Center
UNO	University of Nebraska at Omaha
UNK	University of Nebraska at Kearney
UNCA	University of Nebraska Central Administration

Unless specified otherwise, UNL includes IANR

COST CENTERS and WBS ELEMENTS

Cost centers and WBS Elements are used by the University to plan, gather, and track costs for University units and/or departments. A brief description of their structure follows:

Cost Center

A ten-digit number used to plan, gather, and track costs for a University unit or department for State Aided (revolving and non-revolving), auxiliary, and other fund types. Within a department, multiple cost centers may be set up to further break down expenses by project or activity.

Structure

Visual recognition has been built into the numbering structure. The first number represents the campus and the second number represents the fund type. The third and fourth digits represent the college or administrative area, and the fifth and sixth digits represent the department. The remaining digits represent the further breakdown of the cost center as necessary for reporting.

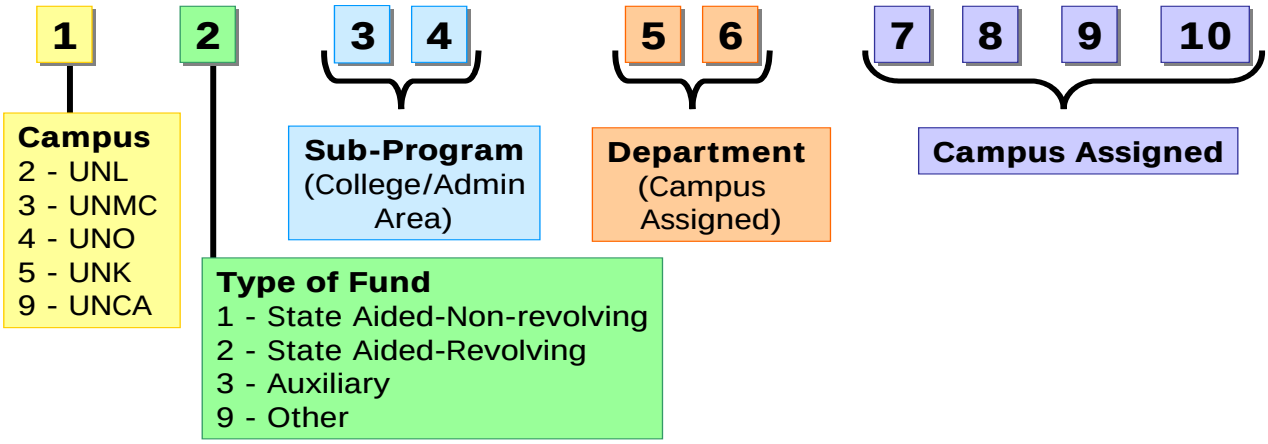

WBS Elements

A thirteen-digit number used to track costs and define the accounting structure within a project. A project can have multiple WBS elements, which can be used to segregate or breakdown the project by any criteria desired. The most common uses are for grants, subcontracts, phases of a plant project, tasks, or by faculty member for project accounting.

Structure

Visual recognition has been built into the numbering structure. The first number represents the campus and the second number represents the fund type. The third and fourth digits represent the college or administrative area, and the fifth and sixth digits represent the department. Digits seven through ten represent the project. The remaining digits represent the further breakdown of the WBS element as necessary for reporting.

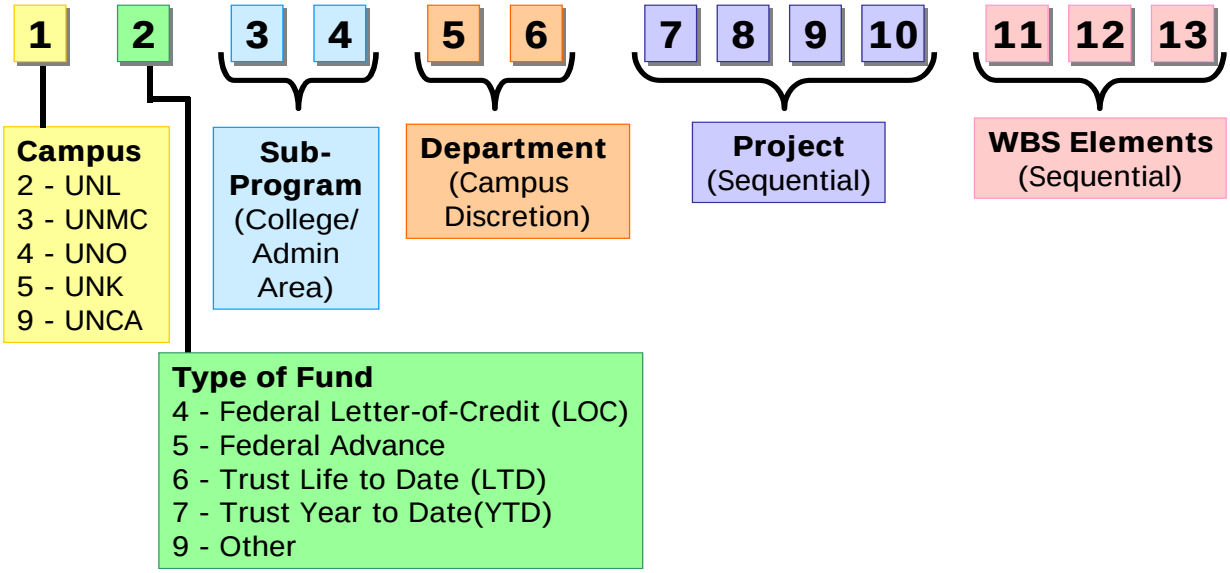

(This page left blank intentionally.)

University of Nebraska (Excluding NCTA)

2020 - 2021 Budget by Funding Source

Fund	Definition	Amount
State Appropriations	State tax revenue allocated to the University	612,830,595
Unrestricted Cash - Tuition	Tuition less University remissions	355,604,715
Unrestricted Cash - Other Cash	Investment Income, application and registration fees, and other revenues	19,905,637
Designated Cash	Clinic patient revenues, Tobacco Research funds, indirect cost research incentive funds	92,640,000
Federal Funds	Provided by federal agencies for research, cooperative extension, grants and contracts, and student aid programs.	546,201,594
Revolving Funds	Self-generated from departmental sales, course and lab fees, and charges for housing, food services, etc.	649,050,000
Trust Funds	Private gifts, grants, and contracts, non-federal student aid programs, etc.	430,250,000
	Totals $	**2,706,482,541**

Fund Breakdown

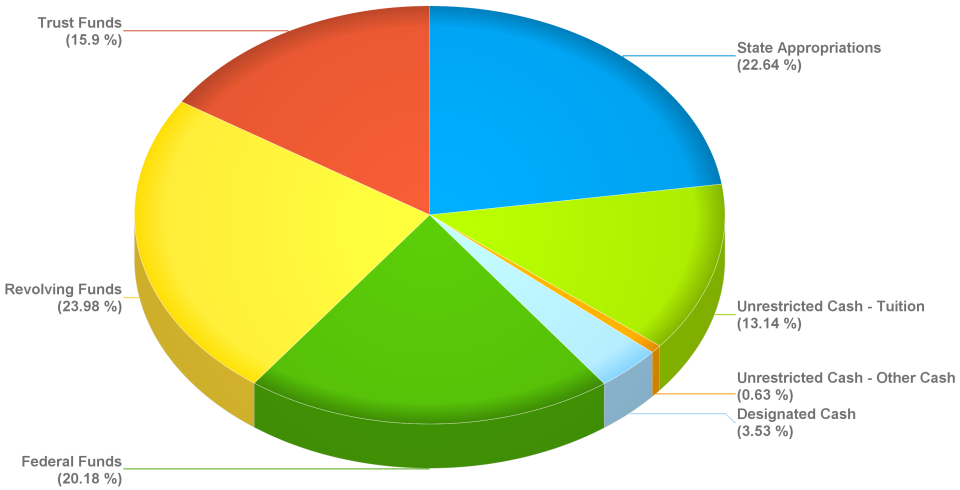

Table 6. Total Expenditures for Unrestricted State-Aided Programs, 2020-2021

	UNL	UNMC	UNO	UNK	UNCA	NCTA	TOTAL
01 Academic Affairs	10,586,512	-	2,883,808	6,464,699	-	-	**19,935,019**
01 Academic Affairs and Research	-	5,905,944	-	-	-	-	**5,905,944**
02 College of Architecture	4,781,141	-	-	-	-	-	**4,781,141**
03 College of Public Affairs and Community Services	-	-	13,698,864	-	-	-	**13,698,864**
04 College of Allied Health	-	8,392,272	-	-	-	-	**8,392,272**
05 College of Arts and Sciences	70,220,192	-	25,883,566	-	-	-	**96,103,758**
06 College of Business Administration	31,703,585	-	13,758,214	8,834,738	-	-	**54,296,537**
07 College of Communication, Fine Arts and Media	-	-	10,631,422	-	-	-	**10,631,422**
07 College of Fine and Performing Arts	13,301,258	-	-	-	-	-	**13,301,258**
08 College of Information Science and Technology	-	-	10,967,745	-	-	-	**10,967,745**
09 College of Dentistry	-	13,828,594	-	-	-	-	**13,828,594**
10 College of Education	-	-	13,283,621	7,450,421	-	-	**20,734,042**
11 College of Engineering and Technology	39,367,522	-	-	-	-	-	**39,367,522**
12 College of Graduate Studies	-	-	-	1,595,247	-	-	**1,595,247**
12 Graduate Studies	-	-	1,835,811	-	-	-	**1,835,811**
12 Graduate Studies and Research	-	2,120,256	-	-	-	-	**2,120,256**
12 Research	3,006,394	-	-	-	-	-	**3,006,394**
14 College of Journalism and Mass Communication	5,775,480	-	-	-	-	-	**5,775,480**
15 College of Law	8,629,306	-	-	-	-	-	**8,629,306**
16 Criss Library	-	-	4,512,064	-	-	-	**4,512,064**
16 McGoogan Health Sciences Library	-	2,924,744	-	-	-	-	**2,924,744**
16 University Libraries	12,122,134	-	-	2,571,424	-	-	**14,693,558**
17 College of Education and Human Sciences	22,231,160	-	-	-	-	-	**22,231,160**
18 College of Nursing	-	19,955,364	-	-	-	-	**19,955,364**
19 Eppley Research Institute	-	3,997,017	-	-	-	-	**3,997,017**
20 Academic Services & Enrollment Management	7,585,599	-	-	-	-	-	**7,585,599**
20 College of Pharmacy	-	7,781,518	-	-	-	-	**7,781,518**
21 Summer Sessions	-	-	2,577,969	1,418,334	-	-	**3,996,303**
22 Other Instruction or Research	1,005,996	3,680,455	11,532,340	895,002	-	-	**17,113,793**
23 Student Aid	7,700,000	300,000	7,100,000	2,900,000	-	-	**18,000,000**
24 International Programs	876,970	-	702,831	569,789	-	-	**2,149,590**
25 Instruction Budget Adjustments	1,706,154	12,411,430	-	-	-	-	**14,117,584**
26 Continuing Studies	-	-	1,868,355	-	-	-	**1,868,355**
26 Continuing Studies and Public Services	-	-	-	380,784	-	-	**380,784**
27 Television and Radio	2,136,904	-	-	-	-	-	**2,136,904**
28 Museums and Art Gallery	2,505,529	-	-	302,889	-	-	**2,808,418**
29 Academic Computing Support	-	2,290,620	-	-	-	-	**2,290,620**
29 Information Technology Services	-	-	-	-	18,770,483	-	**18,770,483**
30 Center for Transformative Teaching	54,795	-	-	-	-	-	**54,795**

Table 6. Total Expenditures for Unrestricted State-Aided Programs, 2020-2021

	UNL	UNMC	UNO	UNK	UNCA	NCTA	TOTAL
30 Distance Education	-	-	166,450	-	-	-	**166,450**
30 Rural Health Education Network	-	1,194,428	-	-	-	-	**1,194,428**
31 EPSCoR	-	-	-	-	415,291	-	**415,291**
32 Research Initiative	-	-	62,804	-	11,404,187	-	**11,466,991**
33 Facilities Management & Planning	-	-	-	-	11,960,215	-	**11,960,215**
33 Facilities Mgmt & Planning	44,678,084	-	-	-	-	-	**44,678,084**
33 Physical Plant Administration	-	20,158,257	18,119,476	8,164,209	-	-	**46,441,942**
34 Innovation Campus	319,000	-	-	-	-	-	**319,000**
35 College of Arts & Sciences	-	-	-	19,041,751	-	-	**19,041,751**
38 Other Plant Operations & Maintenance	-	4,015,807	-	-	-	-	**4,015,807**
41 Executive Administration	3,303,964	2,085,420	1,058,631	749,709	-	-	**7,197,724**
41 System Administration	-	-	-	-	15,611,829	-	**15,611,829**
42 Nebraska Student Information System	-	-	-	-	3,533,733	-	**3,533,733**
42 Student Affairs	-	-	-	4,301,241	-	-	**4,301,241**
42 Student Services	919,904	1,310,939	-	-	-	-	**2,230,843**
42 Student Success	-	-	6,147,517	-	-	-	**6,147,517**
43 Business and Finance	15,608,556	14,785,019	6,084,358	2,280,020	-	-	**38,757,953**
44 General Expense	8,332,781	3,679,744	2,427,267	2,208,647	-	-	**16,648,439**
45 SAP Activity	-	-	-	-	3,991,370	-	**3,991,370**
46 General Administration	-	-	-	-	15,018,735	-	**15,018,735**
47 Buffett Early Childhood Institute	-	-	-	-	1,453,500	-	**1,453,500**
48 NU Online	-	-	-	-	3,248,000	-	**3,248,000**
51 College of Medicine	-	37,275,257	-	-	-	-	**37,275,257**
52 College of Medicine	-	16,856,701	-	-	-	-	**16,856,701**
53 College of Medicine	-	16,972,331	-	-	-	-	**16,972,331**
54 College of Public Health	-	9,602,045	-	-	-	-	**9,602,045**
57 Tobacco Fund Research	-	-	-	-	-	-	**-**
58 Innovation Campus	107,094	-	-	-	-	-	**107,094**
61 College of Ag Sciences and Natural Resources	24,462,731	-	-	-	-	-	**24,462,731**
62 Agriculture Research Division	50,575,809	-	-	-	-	-	**50,575,809**
63 Cooperative Extension Service	33,408,761	-	-	-	-	-	**33,408,761**
64 NE Innovation Campus	79,777	-	-	-	-	-	**79,777**
65 Nebraska Forest Service	3,078,920	-	-	-	-	-	**3,078,920**
66 Other IANR	23,978,341	-	-	-	-	-	**23,978,341**
67 Nebraska College of Technical Agriculture	-	-	-	-	-	4,581,820	**4,581,820**
68 IANR International Programs	1,414,136	-	-	-	-	-	**1,414,136**
71 UNMC/Eppley Center Cancer Research & Care	-	573,113	-	-	-	-	**573,113**
72 CHRI	-	1,707,530	-	-	-	-	**1,707,530**
77 Intercollegiate Athletics	-	-	5,873,420	2,767,094	-	-	**8,640,514**

Table 6. Total Expenditures for Unrestricted State-Aided Programs, 2020-2021

	UNL	UNMC	UNO	UNK	UNCA	NCTA	TOTAL
79 Other Auxiliary Enterprises	515,591	-	-	-	-	-	**515,591**
82 Munroe-Meyer State Support	-	5,177,782	-	-	-	-	**5,177,782**
TOTAL Unrestricted Expenditures	**456,080,080**	**218,982,587**	**161,176,533**	**72,895,998**	**85,407,343**	**4,581,820**	**999,124,361**

Table 7: Total Expenditures for Designated/Restricted Cash Programs, 2020-2021

	UNL	UNMC	UNO	UNK	UNCA	NCTA	TOTAL
01 Academic Affairs	-	-	-	230,000	-	-	**230,000**
01 Academic Affairs and Research	-	717,276	-	-	-	-	**717,276**
04 College of Allied Health	-	1,942,468	-	-	-	-	**1,942,468**
12 Research	3,560,156	-	-	-	-	-	**3,560,156**
16 University Libraries	2,000,000	-	-	-	-	-	**2,000,000**
22 Other Instruction or Research	-	31,675,000	2,720,560	-	-	-	**34,395,560**
25 Instruction Budget Adjustments	22,339,844	-	-	-	-	-	**22,339,844**
29 Information Technology Services	-	-	-	-	600,000	-	**600,000**
41 Executive Administration	-	-	18,880	-	-	-	**18,880**
42 Student Success	-	-	25,020	-	-	-	**25,020**
43 Business and Finance	-	(659,744)	70,540	-	-	-	**(589,204)**
55 Munroe-Meyer Institute	-	3,800,000	-	-	-	-	**3,800,000**
56 Dental Clinic	-	10,200,000	-	-	-	-	**10,200,000**
57 Tobacco Fund Research	-	11,800,000	-	-	-	-	**11,800,000**
66 Other IANR	1,600,000	-	-	-	-	-	**1,600,000**
TOTAL Designated Cash	**29,500,000**	**59,475,000**	**2,835,000**	**230,000**	**600,000**	**0**	**92,640,000**

Table 8: Total Expenditures for Revovling Programs, 2020-2021

	UNL	UNMC	UNO	UNK	UNCA	NCTA	TOTAL
01 Academic Affairs	2,034,256	-	-	3,969,623	-	-	**6,003,879**
02 College of Architecture	78,400	-	-	-	-	-	**78,400**
03 College of Public Affairs and Community Services	-	-	1,208,556	-	-	-	**1,208,556**
05 College of Arts and Sciences	4,448,360	-	1,847,278	-	-	-	**6,295,638**
06 College of Business Administration	1,011,497	-	2,463,615	-	-	-	**3,475,112**
07 College of Communication, Fine Arts and Media	-	-	1,074,636	-	-	-	**1,074,636**
07 College of Fine and Performing Arts	520,442	-	-	-	-	-	**520,442**
08 College of Information Science and Technology	-	-	358,459	-	-	-	**358,459**
10 College of Education	-	-	1,436,447	-	-	-	**1,436,447**
11 College of Engineering and Technology	2,294,337	-	-	-	-	-	**2,294,337**
12 College of Graduate Studies	-	-	-	200,000	-	-	**200,000**
12 Graduate Studies	-	-	990,890	-	-	-	**990,890**
12 Research	902,247	-	-	-	-	-	**902,247**
15 College of Law	772,675	-	-	-	-	-	**772,675**
16 Criss Library	-	-	2,561,368	-	-	-	**2,561,368**
16 University Libraries	4,237,580	-	-	940,000	-	-	**5,177,580**
17 College of Education and Human Sciences	3,997,223	-	-	-	-	-	**3,997,223**
20 Academic Services & Enrollment Management	6,513,360	-	-	-	-	-	**6,513,360**
22 Other Instruction or Research	(699,900)	-	3,837,450	500,000	-	-	**3,637,550**
23 Student Aid	-	-	-	5,000	-	-	**5,000**
24 International Programs	141,300	-	1,202,193	-	-	-	**1,343,493**
26 Continuing Studies	-	-	1,171,245	-	-	-	**1,171,245**
26 Continuing Studies and Public Services	-	4,000,000	-	-	-	-	**4,000,000**
27 Television and Radio	6,278,401	-	-	-	-	-	**6,278,401**
28 Museums and Art Gallery	386,390	-	-	-	-	-	**386,390**
29 Academic Computing Support	-	-	-	400,656	-	-	**400,656**
29 Information Technology Services	-	-	-	-	21,185,565	-	**21,185,565**
30 Center for Transformative Teaching	1,209,716	-	-	-	-	-	**1,209,716**
30 Distance Education	-	-	1,009,961	-	2,819,772	-	**3,829,733**
33 Facilities Management & Planning	-	-	-	-	3,994,663	-	**3,994,663**
33 Facilities Mgmt & Planning	51,581	-	-	-	-	-	**51,581**
33 Physical Plant Administration	-	-	-	49,843	-	-	**49,843**
34 Innovation Campus	100,000	-	-	-	-	-	**100,000**
41 Executive Administration	36,833	-	-	-	-	-	**36,833**
42 Student Affairs	-	-	-	149,352	-	-	**149,352**
42 Student Services	2,153,158	-	-	-	-	-	**2,153,158**
42 Student Success	-	-	5,593,144	-	-	-	**5,593,144**
43 Business and Finance	1,225,852	-	244,758	-	-	-	**1,470,610**
44 General Expense	4,895,203	-	-	10,376	-	-	**4,905,579**

Table 8: Total Expenditures for Revovling Programs, 2020-2021

	UNL	UNMC	UNO	UNK	UNCA	NCTA	TOTAL
58 Innovation Campus	61,089	-	-	-	-	-	**61,089**
61 College of Ag Sciences and Natural Resources	2,517,974	-	-	-	-	-	**2,517,974**
62 Agriculture Research Division	34,345,536	-	-	-	-	-	**34,345,536**
63 Cooperative Extension Service	8,465,664	-	-	-	-	-	**8,465,664**
64 NE Innovation Campus	53,786	-	-	-	-	-	**53,786**
65 Nebraska Forest Service	92,000	-	-	-	-	-	**92,000**
66 Other IANR	(18,011,149)	-	-	-	-	-	**(18,011,149)**
67 Nebraska College of Technical Agriculture	-	-	-	-	-	650,000	**650,000**
68 IANR International Programs	536,189	-	-	-	-	-	**536,189**
99 Income Activity	-	-	-	775,150	-	-	**775,150**
TOTAL Revovling	**70,650,000**	**4,000,000**	**25,000,000**	**7,000,000**	**28,000,000**	**650,000**	**135,300,000**

Table 8b: Total Expenditures for Auxiliary Programs, 2020-2021

	UNL	UNMC	UNO	UNK	UNCA	NCTA	TOTAL
01 Academic Affairs	318,581	-	-	-	-	-	**318,581**
01 Academic Affairs and Research	-	1,477,101	-	-	-	-	**1,477,101**
02 College of Architecture	89,098	-	-	-	-	-	**89,098**
04 College of Allied Health	-	1,320,903	-	-	-	-	**1,320,903**
05 College of Arts and Sciences	58,816	-	-	-	-	-	**58,816**
06 College of Business Administration	450,000	-	-	-	-	-	**450,000**
07 College of Fine and Performing Arts	243,411	-	-	-	-	-	**243,411**
09 College of Dentistry	-	1,595,722	-	-	-	-	**1,595,722**
10 College of Education	-	-	40,002	-	-	-	**40,002**
12 Graduate Studies and Research	-	4,832,432	-	-	-	-	**4,832,432**
16 McGoogan Health Sciences Library	-	1,209,989	-	-	-	-	**1,209,989**
17 College of Education and Human Sciences	1,996,872	-	-	-	-	-	**1,996,872**
18 College of Nursing	-	1,872,394	-	-	-	-	**1,872,394**
19 Eppley Research Institute	-	83,960	-	-	-	-	**83,960**
20 College of Pharmacy	-	449,301	-	-	-	-	**449,301**
22 Other Instruction or Research	-	118,816	-	-	-	-	**118,816**
24 International Programs	1,605,000	367,367	-	-	-	-	**1,972,367**
28 Museums and Art Gallery	394,192	-	-	-	-	-	**394,192**
29 Academic Computing Support	-	7,172,063	-	242,406	-	-	**7,414,469**
29 Information Technology Services	-	-	-	-	6,100,000	-	**6,100,000**
33 Facilities Mgmt & Planning	6,339,114	-	-	-	-	-	**6,339,114**
33 Physical Plant Administration	-	14,249,365	2,207,265	3,720,931	-	-	**20,177,561**
42 Student Affairs	-	-	-	7,894,179	-	-	**7,894,179**
42 Student Services	35,169,173	1,280,888	-	-	-	-	**36,450,061**
42 Student Success	-	-	14,340,966	-	-	-	**14,340,966**
43 Business and Finance	37,284,651	12,230,508	92,680	1,673,790	-	-	**51,281,629**
44 General Expense	-	763,260	611,273	6,664,738	-	-	**8,039,271**
51 College of Medicine	-	4,381,846	-	-	-	-	**4,381,846**
52 College of Medicine	-	1,079,556	-	-	-	-	**1,079,556**
53 College of Medicine	-	3,580,029	-	-	-	-	**3,580,029**
54 College of Public Health	-	1,077,014	-	-	-	-	**1,077,014**
55 Munroe-Meyer Institute	-	8,467,385	-	-	-	-	**8,467,385**
56 Dental Clinic	-	112,286	-	-	-	-	**112,286**
62 Agriculture Research Division	3,937,044	-	-	-	-	-	**3,937,044**
63 Cooperative Extension Service	403,041	-	-	-	-	-	**403,041**
65 Nebraska Forest Service	125,177	-	-	-	-	-	**125,177**
66 Other IANR	334,738	-	-	-	-	-	**334,738**
67 Nebraska College of Technical Agriculture	-	-	-	-	-	1,400,000	**1,400,000**
72 CHRI	-	1,656,108	-	-	-	-	**1,656,108**

Table 8b: Total Expenditures for Auxiliary Programs, 2020-2021

	UNL	UNMC	UNO	UNK	UNCA	NCTA	TOTAL
75 Student Housing	43,425,572	-	2,692,807	-	-	-	**46,118,379**
77 Intercollegiate Athletics	134,439,203	-	5,085,702	454,183	-	-	**139,979,088**
78 Arena	-	-	3,592,833	-	-	-	**3,592,833**
79 Other Auxiliary Enterprises	11,247,583	-	-	-	-	-	**11,247,583**
96 Stores/Services	-	3,968,734	-	-	-	-	**3,968,734**
97 Clearing Centers	-	331,496	-	-	900,000	-	**1,231,496**
98 Company Balance Sheets	56,538,734	34,321,477	15,336,472	349,773	-	-	**106,546,456**
TOTAL Auxiliary Operations	**334,400,000**	**108,000,000**	**44,000,000**	**21,000,000**	**7,000,000**	**1,400,000**	**515,800,000**

Table 9. Summary of Expenditures for Federal and Trust Programs, 2020-2021

	UNL	UNMC	UNO	UNK	UNCA	Total
Federal Letter of Credit	155,548,425	150,200,000	84,200,000	39,733,990		**429,682,415**
Federal Advances	78,451,575	8,000,000	11,000,000	266,010	2,000,000	**99,717,585**
Trust Funds	144,000,000	220,000,000	38,500,000	15,000,000	4,300,000	**421,800,000**
Total Grants and Contracts	**378,000,000**	**378,200,000**	**133,700,000**	**55,000,000**	**6,300,000**	**951,200,000**

Chapter 3. Employee FTE Summary
Table 10. Budgeted Employee FTE - 2020-2021

Campus	Faculty	Academic Admin	Other Admin	Mgr/ Prof Staff	Office/ Service	Other Academic	Student Hourly & All Others	Total
Unrestricted Programs								
University of Nebraska - Lincoln	1,500.399	137.16	32.012	1,011.961	693.794	364.300	54.784	3,794.409
University of Nebraska Medical Center	684.954	30.77	18.225	387.259	483.720	215.483	5.040	1,825.446
University of Nebraska at Omaha	661.680	54.11	11.210	269.595	303.510	69.940	57.797	1,427.842
University of Nebraska at Kearney	308.255	21.11	25.529	133.216	149.067	18.150	27.020	682.344
Univ of Nebr Central Administration	0.400	5.01	35.968	222.402	26.060	0.000	3.000	292.840
TOTAL Unrestricted	3,155.688	248.15	122.944	2,024.433	1,656.151	667.873	147.641	8,022.881
Designated Programs								
University of Nebraska - Lincoln	64.566	2.09	9.099	437.068	250.931	56.670	26.640	847.064
University of Nebraska Medical Center	25.960	2.37	1.050	97.629	169.661	4.097	0.000	300.765
University of Nebraska at Omaha	2.180	0.00	1.930	69.078	33.860	1.980	18.230	127.258
University of Nebraska at Kearney	0.805	0.00	0.000	16.160	8.869	0.000	0.000	25.834
Univ of Nebr Central Administration	0.000	2.00	1.717	153.463	29.690	1.000	8.915	196.785
TOTAL Designated	93.511	6.46	13.796	773.398	493.011	63.747	53.785	1,497.706
Restricted Programs								
University of Nebraska - Lincoln	74.611	8.56	57.122	855.490	779.103	27.120	272.630	2,074.636
University of Nebraska Medical Center	928.340	5.56	8.268	777.646	554.823	124.333	0.000	2,398.970
University of Nebraska at Omaha	7.000	1.73	21.710	171.944	93.840	0.990	114.607	411.821
University of Nebraska at Kearney	14.800	1.69	14.942	76.306	57.911	1.980	86.961	254.593
Univ of Nebr Central Administration	0.000	0.74	5.000	42.620	11.850	0.000	0.000	60.210
TOTAL Restricted	1,024.751	18.28	107.042	1,924.006	1,497.527	154.423	474.198	5,200.230
Unrestricted and Designated/Restricted Programs								
University of Nebraska - Lincoln	1,639.576	147.81	98.233	2,304.519	1,723.828	448.090	354.054	6,716.109
University of Nebraska Medical Center	1,639.254	38.69	27.543	1,262.534	1,208.204	343.913	5.040	4,525.181
University of Nebraska at Omaha	670.860	55.84	34.850	510.617	431.210	72.910	190.634	1,966.921
University of Nebraska at Kearney	323.860	22.80	40.471	225.682	215.847	20.130	113.981	962.771
Univ of Nebr Central Administration	0.400	7.75	42.685	418.485	67.600	1.000	11.915	549.835
TOTAL Unrestricted/Designated/Restricted	4,273.950	272.89	243.782	4,721.837	3,646.689	886.043	675.624	14,720.817
University of Nebraska, excluding NCTA								
TOTAL Unrestricted	3,155.688	248.15	122.944	2,024.433	1,656.151	667.873	147.641	8,022.881
TOTAL Designated	93.511	6.46	13.796	773.398	493.011	63.747	53.785	1,497.706
TOTAL Restricted	1,024.751	18.28	107.042	1,924.006	1,497.527	154.423	474.198	5,200.230
GRAND TOTAL University of Nebraska	4,273.950	272.89	243.782	4,721.837	3,646.689	886.043	675.624	14,720.817
Nebraska College of Technical Agriculture								
TOTAL Unrestricted	17.015	2.00	0.000	9.420	9.850	0.000	0.000	38.285
TOTAL Designated	0.000	0.00	0.000	0.000	0.000	0.000	0.000	0.000
TOTAL Restricted	0.000	0.00	0.000	2.100	8.380	0.000	0.000	10.480
GRAND TOTAL NCTA	17.015	2.00	0.000	11.520	18.230	0.000	0.000	48.765
GRAND TOTAL U of N with NCTA	4,290.965	274.89	243.782	4,733.357	3,664.919	886.043	675.624	14,769.582

Table 11. UNL Unrestricted Subprograms, Employee FTE, 2020-2021

Subprogram Name and Number		Faculty	Academic Admin	Other Admin	Mgr/ Prof Staff	Office/ Service	Other Academic	Student Hourly & All Others	Total
Instruction, Research, Extension, and Public Service									
Academic Affairs	01	2.000	15.350	4.340	77.106	7.651	3.210	0.000	109.657
College of Architecture	02	21.770	4.300	0.000	8.000	2.000	7.360	0.000	43.430
College of Arts and Sciences	05	378.205	15.980	1.510	73.057	46.254	191.450	11.640	718.096
College of Business Administration	06	107.031	12.700	2.000	51.254	6.750	26.790	4.400	210.925
College of Fine and Performing Arts	07	76.000	7.000	3.000	20.357	8.800	24.000	1.170	140.327
College of Engineering and Technology	11	159.695	11.850	0.600	78.544	26.500	14.630	0.000	291.819
Research	12	2.000	1.550	1.000	24.299	4.230	0.000	0.000	33.079
College of Journalism and Mass Communication	14	35.000	2.000	0.000	9.653	3.000	1.150	0.870	51.673
College of Law	15	29.518	5.718	0.000	9.596	13.105	0.000	0.000	57.937
University Libraries	16	33.000	1.000	2.000	36.000	36.250	0.000	0.000	108.250
College of Education and Human Sciences	17	103.915	10.371	0.000	34.876	18.033	23.750	1.340	192.285
Academic Services & Enrollment Management	20	0.000	1.000	0.000	67.000	20.000	0.000	6.050	94.050
Other Instruction or Research	22	0.000	0.000	0.000	0.000	2.500	0.000	0.200	2.700
International Programs	24	0.000	0.000	0.000	11.342	1.000	0.000	0.000	12.342
Television and Radio	27	0.000	0.000	0.510	24.020	5.875	0.000	0.000	30.405
Museums and Art Gallery	28	1.000	1.000	1.000	20.510	6.471	0.000	0.490	30.471
General Expense	44	0.000	0.000	2.851	26.444	4.000	0.000	0.000	33.295
Innovation Campus	58	0.000	0.000	0.000	1.000	0.000	0.000	0.000	1.000
Plant Operations and Maintenance									
Facilities Mgmt & Planning	33	0.000	0.000	1.000	52.400	252.625	0.000	0.000	306.025
Administration and General Expense									
Executive Administration	41	0.000	2.000	5.946	9.500	1.000	0.000	0.000	18.446
Student Services	42	0.000	0.000	1.255	2.040	7.400	0.000	0.000	10.695
Business and Finance	43	0.000	0.000	4.000	86.893	86.050	0.500	0.000	177.443
Other Auxiliary Enterprises	79	0.000	0.000	0.000	4.750	4.000	0.000	0.000	8.750
Subtotal UNL (excluding IANR)		**949.134**	**91.819**	**31.012**	**728.641**	**563.494**	**292.840**	**26.160**	**2,683.100**
Institute of Agriculture and Natural Resources									
College of Ag Sciences and Natural Resources	61	105.950	9.440	0.000	27.760	13.770	14.170	8.210	179.300
Agriculture Research Division	62	175.260	15.560	0.000	116.040	67.430	52.800	17.794	444.884
Cooperative Extension Service	63	224.030	13.590	0.000	39.010	26.690	3.490	2.620	309.430
NE Innovation Campus	64	0.000	0.000	0.000	1.000	0.000	0.000	0.000	1.000
Nebraska Forest Service	65	7.600	0.000	1.000	10.500	5.000	0.000	0.000	24.100
Other IANR	66	36.925	5.000	0.000	82.590	17.410	0.000	0.000	141.925
IANR International Programs	68	1.500	1.750	0.000	6.420	0.000	1.000	0.000	10.670
Subtotal IANR Unrestricted		**551.265**	**45.340**	**1.000**	**283.320**	**130.300**	**71.460**	**28.624**	**1,111.309**
TOTAL Unrestricted		**1,500.399**	**137.159**	**32.012**	**1,011.961**	**693.794**	**364.300**	**54.784**	**3,794.409**

Table 12. UNL Designated Subprograms, Employee FTE, 2020-2021

Subprogram Name and Number		Faculty	Academic Admin	Other Admin	Mgr/ Prof Staff	Office/ Service	Other Academic	Student Hourly & All Others	Total
Revolving									
Academic Affairs	01	1.000	0.000	0.000	21.657	2.000	0.000	0.000	24.657
College of Arts and Sciences	05	6.040	1.000	0.000	27.456	15.425	22.670	6.360	78.951
College of Business Administration	06	0.000	0.000	0.000	2.800	0.700	0.000	0.550	4.050
College of Fine and Performing Arts	07	0.000	0.000	0.000	0.000	1.200	0.000	1.220	2.420
College of Engineering and Technology	11	2.910	0.090	0.000	11.000	12.000	0.000	0.000	26.000
Research	12	0.050	0.000	5.950	41.417	9.250	0.000	0.000	56.667
College of Law	15	2.000	0.000	0.000	0.404	0.000	0.000	0.000	2.404
University Libraries	16	0.000	0.000	0.000	1.000	0.000	0.000	0.000	1.000
College of Education and Human Sciences	17	22.934	0.000	0.000	9.099	7.408	0.000	1.550	40.991

Academic Services & Enrollment Management	20	0.000	0.000	0.000	62.318	16.000	0.000	0.000	78.318
International Programs	24	0.000	0.000	0.000	2.658	0.000	0.000	0.000	2.658
Television and Radio	27	0.000	0.000	0.000	56.500	6.250	0.000	0.000	62.750
Museums and Art Gallery	28	0.000	0.000	0.000	2.434	2.000	0.000	0.220	4.654
Center for Transformative Teaching	30	0.000	0.000	0.000	13.000	1.000	0.000	0.000	14.000
Facilities Mgmt & Planning	33	0.000	0.000	0.000	6.600	86.000	0.000	0.000	92.600
Executive Administration	41	0.000	0.000	0.000	0.500	0.000	0.000	0.000	0.500
Student Services	42	0.000	1.000	3.000	15.510	4.188	0.000	0.000	23.698
Business and Finance	43	0.000	0.000	0.000	0.884	18.550	0.000	0.000	19.434
General Expense	44	0.472	0.000	0.149	6.691	0.500	0.000	0.000	7.812
Innovation Campus	58	0.000	0.000	0.000	1.000	0.000	0.000	0.000	1.000
Subtotal UNL (excluding IANR)		**35.406**	**2.090**	**9.099**	**282.928**	**182.471**	**22.670**	**9.900**	**544.564**
Institute of Agriculture and Natural Resources - Revolvi									
College of Ag Sciences and Natural Resources	61	9.600	0.000	0.000	9.020	1.700	0.000	0.000	20.320
Agriculture Research Division	62	14.860	0.000	0.000	90.640	58.300	33.000	11.590	208.390
Cooperative Extension Service	63	4.590	0.000	0.000	39.400	7.590	1.000	3.400	55.980
NE Innovation Campus	64	0.000	0.000	0.000	1.000	0.000	0.000	0.000	1.000
Other IANR	66	0.000	0.000	0.000	9.000	0.870	0.000	1.750	11.620
IANR International Programs	68	0.110	0.000	0.000	5.080	0.000	0.000	0.000	5.190
Subtotal IANR Designated		**29.160**	**0.000**	**0.000**	**154.140**	**68.460**	**34.000**	**16.740**	**302.500**
TOTAL Designated		**64.566**	**2.090**	**9.099**	**437.068**	**250.931**	**56.670**	**26.640**	**847.064**

Table 13. UNL Restricted Subprograms, Employee FTE, 2020-2021

Subprogram Name and Number		Faculty	Academic Admin	Other Admin	Mgr/ Prof Staff	Office/ Service	Other Academic	Student Hourly & All Others	Total
Federal									
Academic Affairs	01	0.250	0.000	0.000	1.546	0.649	0.000	0.000	2.445
College of Arts and Sciences	05	6.580	0.000	0.000	20.000	0.750	0.000	0.000	27.330
College of Engineering and Technology	11	0.200	0.000	0.000	1.000	0.000	0.000	0.000	1.200
Research	12	0.000	0.000	0.000	4.250	2.500	0.000	0.000	6.750
University Libraries	16	0.300	0.000	0.000	0.000	0.800	0.000	0.000	1.100
College of Education and Human Sciences	17	3.140	0.150	0.000	12.130	0.596	0.000	0.000	16.016
Museums and Art Gallery	28	0.000	0.000	0.000	0.000	1.000	0.000	0.000	1.000
Student Services	42	0.000	0.000	0.745	15.950	1.000	0.000	0.000	17.695
Subtotal UNL (excluding IANR)		**10.470**	**0.150**	**0.745**	**54.876**	**7.295**	**0.000**	**0.000**	**73.536**
TOTAL Federal		**10.470**	**0.150**	**0.745**	**54.876**	**7.295**	**0.000**	**0.000**	**73.536**
Gifts, Grants, and Contracts									
Academic Affairs	01	0.000	0.000	0.000	8.278	1.000	0.000	0.000	9.278
College of Architecture	02	0.000	0.000	0.000	0.600	0.000	0.000	0.000	0.600
College of Arts and Sciences	05	4.600	1.000	2.000	42.346	4.490	0.000	0.000	54.436
College of Business Administration	06	0.900	1.200	0.429	5.000	0.480	0.000	0.000	8.009
College of Fine and Performing Arts	07	0.000	0.000	0.000	1.597	1.750	0.000	0.000	3.347
College of Engineering and Technology	11	0.000	0.000	0.000	2.000	1.000	0.000	0.000	3.000
Research	12	1.000	0.000	0.000	7.550	2.750	0.000	0.000	11.300
College of Law	15	0.000	0.282	0.000	1.500	1.495	0.000	0.000	3.277
University Libraries	16	1.000	0.000	0.000	2.000	0.000	0.000	0.000	3.000
College of Education and Human Sciences	17	7.618	0.000	1.000	31.885	5.096	0.000	0.000	45.599
Academic Services & Enrollment Management	20	0.000	0.000	0.000	10.000	0.000	1.000	0.000	11.000
Television and Radio	27	0.000	0.000	0.000	10.800	0.000	0.000	0.000	10.800
Museums and Art Gallery	28	0.000	0.000	0.000	5.916	0.070	0.000	0.000	5.986
Student Services	42	0.000	0.000	0.000	1.000	1.000	0.000	0.000	2.000
Agency Funds	74	0.000	0.000	0.000	8.746	3.000	0.000	0.000	11.746
Subtotal UNL (excluding IANR)		**15.118**	**2.482**	**3.429**	**139.218**	**22.131**	**1.000**	**0.000**	**183.378**
TOTAL Gifts, Grants, and Contracts		**15.118**	**2.482**	**3.429**	**139.218**	**22.131**	**1.000**	**0.000**	**183.378**
Auxiliary Enterprises									
Academic Affairs	01	0.850	0.140	0.000	1.763	0.000	1.000	0.850	4.603

College of Architecture	02	0.000	0.000	0.000	0.000	0.000	0.000	1.000	1.000
College of Fine and Performing Arts	07	0.000	0.000	0.000	1.630	1.306	0.000	0.100	3.036
College of Education and Human Sciences	17	4.763	0.738	2.660	8.631	2.424	2.620	0.220	22.056
Museums and Art Gallery	28	0.000	0.000	0.000	4.840	0.379	0.000	0.200	5.419
Facilities Mgmt & Planning	33	0.000	0.000	0.000	19.600	32.400	0.000	0.000	52.000
Student Services	42	0.000	0.000	4.234	95.270	103.990	2.750	99.350	305.594
Business and Finance	43	0.000	0.000	1.000	26.134	62.000	0.000	4.830	93.964
Student Housing	75	0.000	0.000	1.000	83.600	330.050	0.000	160.580	575.230
Intercollegiate Athletics	77	1.780	0.000	35.000	230.923	71.450	0.000	0.000	339.153
Other Auxiliary Enterprises	79	0.000	0.000	1.054	47.625	26.000	0.000	4.000	78.679
Subtotal UNL (excluding IANR)		**7.393**	**0.878**	**44.948**	**520.016**	**629.999**	**6.370**	**271.130**	**1,480.734**
TOTAL Auxiliary Enterprises		**7.393**	**0.878**	**44.948**	**520.016**	**629.999**	**6.370**	**271.130**	**1,480.734**
Stores and Services									
Company Balance Sheets	98	0.000	0.000	8.000	36.700	5.548	0.000	0.000	50.248
TOTAL Stores and Services		**0.000**	**0.000**	**8.000**	**36.700**	**5.548**	**0.000**	**0.000**	**50.248**
IANR Federal									
College of Ag Sciences and Natural Resources	61	0.000	0.000	0.000	1.000	0.000	0.000	0.000	1.000
Agriculture Research Division	62	5.250	0.000	0.000	11.150	94.100	12.000	0.000	122.500
Cooperative Extension Service	63	10.740	0.250	0.000	12.250	2.270	0.000	0.000	25.510
Nebraska Forest Service	65	3.600	0.000	0.000	13.100	2.250	0.000	0.000	18.950
IANR International Programs	68	0.000	0.000	0.000	1.000	0.000	0.000	0.000	1.000
Subtotal IANR		**19.590**	**0.250**	**0.000**	**38.500**	**98.620**	**12.000**	**0.000**	**168.960**
TOTAL Federal		**19.590**	**0.250**	**0.000**	**38.500**	**98.620**	**12.000**	**0.000**	**168.960**
IANR Gifts, Grants, and Contracts									
College of Ag Sciences and Natural Resources	61	0.950	0.000	0.000	3.800	0.000	0.000	0.000	4.750
Agriculture Research Division	62	9.540	0.000	0.000	22.890	6.510	5.000	0.000	43.940
Cooperative Extension Service	63	7.000	0.500	0.000	16.050	0.000	0.000	0.000	23.550
Nebraska Forest Service	65	0.400	0.000	0.000	0.400	3.000	0.000	0.000	3.800
Other IANR	66	1.000	0.000	0.000	2.000	0.500	0.000	0.000	3.500
IANR International Programs	68	2.650	4.300	0.000	6.000	0.000	2.750	0.000	15.700
Subtotal IANR		**21.540**	**4.800**	**0.000**	**51.140**	**10.010**	**7.750**	**0.000**	**95.240**
TOTAL Gifts, Grants, and Contracts		**21.540**	**4.800**	**0.000**	**51.140**	**10.010**	**7.750**	**0.000**	**95.240**
IANR Auxiliary Enterprises									
Agriculture Research Division	62	0.000	0.000	0.000	8.490	4.500	0.000	0.000	12.990
Cooperative Extension Service	63	0.000	0.000	0.000	3.550	0.000	0.000	0.000	3.550
Nebraska Forest Service	65	0.000	0.000	0.000	0.000	1.000	0.000	0.000	1.000
Other IANR	66	0.500	0.000	0.000	3.000	0.000	0.000	1.500	5.000
Subtotal IANR		**0.500**	**0.000**	**0.000**	**15.040**	**5.500**	**0.000**	**1.500**	**22.540**
TOTAL Auxiliary Enterprises		**0.500**	**0.000**	**0.000**	**15.040**	**5.500**	**0.000**	**1.500**	**22.540**
TOTAL Restricted		**74.611**	**8.560**	**57.122**	**855.490**	**779.103**	**27.120**	**272.630**	**2,074.636**

Table 13b. UNL Unrestricted and Designated/Restricted Programs, 2020-2021

Subprogram Name and Number	Faculty	Academic Admin	Other Admin	Mgr/ Prof Staff	Office/ Service	Other Academic	Student Hourly & All Others	Total
TOTAL Unrestricted	**1,500.399**	**137.159**	**32.012**	**1,011.961**	**693.794**	**364.300**	**54.784**	**3,794.409**
TOTAL Designated	**64.566**	**2.090**	**9.099**	**437.068**	**250.931**	**56.670**	**26.640**	**847.064**
TOTAL Restricted	**74.611**	**8.560**	**57.122**	**855.490**	**779.103**	**27.120**	**272.630**	**2,074.636**
GRAND TOTAL University of Nebraska - Lincoln	**1,639.576**	**147.809**	**98.233**	**2,304.519**	**1,723.828**	**448.090**	**354.054**	**6,716.109**

Table 14. NCTA Unrestricted Subprograms, Employee FTE, 2020-2021

Subprogram Name and Number		Faculty	Academic Admin	Other Admin	Mgr/ Prof Staff	Office/ Service	Other Academic	Student Hourly & All Others	Total
Nebraska College of Technical Agriculture									
Nebraska College of Technical Agriculture	67	17.015	2.000	0.000	9.420	9.850	0.000	0.000	38.285
TOTAL Unrestricted		**17.015**	**2.000**	**0.000**	**9.420**	**9.850**	**0.000**	**0.000**	**38.285**

Table 16. NCTA Restricted Subprograms, Employee FTE, 2020-2021

Subprogram Name and Number		Faculty	Academic Admin	Other Admin	Mgr/ Prof Staff	Office/ Service	Other Academic	Student Hourly & All Others	Total
Auxiliary Enterprises									
Nebraska College of Technical Agriculture	67	0.000	0.000	0.000	2.100	8.380	0.000	0.000	10.480
TOTAL Auxiliary Enterprises		**0.000**	**0.000**	**0.000**	**2.100**	**8.380**	**0.000**	**0.000**	**10.480**
TOTAL Restricted		**0.000**	**0.000**	**0.000**	**2.100**	**8.380**	**0.000**	**0.000**	**10.480**

Table 16b. NCTA Unrestricted and Designated/Restricted Programs, 2020-2021

Subprogram Name and Number	Faculty	Academic Admin	Other Admin	Mgr/ Prof Staff	Office/ Service	Other Academic	Student Hourly & All Others	Total
TOTAL Unrestricted	**17.015**	**2.000**	**0.000**	**9.420**	**9.850**	**0.000**	**0.000**	**38.285**
TOTAL Designated	**0.000**	**0.000**	**0.000**	**0.000**	**0.000**	**0.000**	**0.000**	**0.000**
TOTAL Restricted	**0.000**	**0.000**	**0.000**	**2.100**	**8.380**	**0.000**	**0.000**	**10.480**
GRAND TOTAL NCTA	**17.015**	**2.000**	**0.000**	**11.520**	**18.230**	**0.000**	**0.000**	**48.765**

Table 17. UNMC Unrestricted Subprograms, Employee FTE, 2020-2021

Subprogram Name and Number		Faculty	Academic Admin	Other Admin	Mgr/ Prof Staff	Office/ Service	Other Academic	Student Hourly & All Others	Total
Instruction, Research, Extension, and Public Service									
Academic Affairs and Research	01	2.433	6.259	3.490	45.592	10.588	1.000	1.500	70.862
College of Allied Health	04	52.122	1.670	1.000	9.234	17.505	1.000	0.000	82.531
College of Dentistry	09	61.973	3.400	0.975	5.773	17.620	0.000	0.000	89.741
Graduate Studies and Research	12	1.486	2.422	1.000	14.247	6.908	0.000	0.000	26.063
McGoogan Health Sciences Library	16	16.832	0.950	0.000	1.000	9.431	0.000	0.000	28.213
College of Nursing	18	140.394	1.000	0.000	30.000	18.144	0.128	1.000	190.666
Eppley Research Institute	19	10.304	1.042	0.000	7.300	8.950	0.000	0.000	27.596
College of Pharmacy	20	36.770	1.700	0.000	3.303	6.229	6.600	0.000	54.602
Other Instruction or Research	22	0.000	0.000	0.000	9.000	7.000	0.000	0.000	16.000
Instruction Budget Adjustments	25	7.500	0.000	0.000	0.000	0.000	0.000	0.000	7.500
Rural Health Education Network	30	3.930	0.400	1.000	3.363	1.398	0.000	0.980	11.071
Research Initiative	32	5.213	0.000	0.000	8.798	0.691	2.813	0.000	17.515
General Expense	44	0.000	0.000	0.300	15.147	2.000	0.000	0.000	17.447
College of Medicine	51	71.259	4.792	0.169	22.963	31.971	179.555	0.000	310.709
College of Medicine	52	106.604	1.177	0.000	24.805	49.161	1.000	0.000	182.747
College of Medicine	53	104.579	2.234	0.000	24.708	27.122	5.200	0.000	163.843
College of Public Health	54	32.937	0.883	2.986	18.358	12.050	1.248	0.000	68.462
Tobacco Fund Research	57	0.670	0.000	0.000	3.913	0.000	2.190	0.000	6.773
UNMC/Eppley Center Cancer Research & Care	71	0.563	0.262	0.000	3.260	0.400	0.000	0.000	4.485
CHRI	72	5.597	0.000	0.000	8.332	0.000	6.749	0.000	20.678
Plant Operations and Maintenance									
Physical Plant Administration	33	0.000	0.000	0.555	15.458	89.482	0.000	1.500	106.995
Other Plant Operations & Maintenance	38	0.000	0.000	0.000	3.000	96.000	0.000	0.000	99.000
Administration and General Expense									
Academic Computing Support	29	1.000	0.000	0.000	14.540	0.000	0.000	0.000	15.540
Executive Administration	41	0.000	1.000	1.250	4.000	3.000	0.000	0.000	9.250
Student Services	42	0.098	0.000	1.000	17.408	3.050	0.000	0.060	21.616
Business and Finance	43	0.070	0.786	4.500	64.624	53.438	3.000	0.000	126.418
University Hospital and Other Patient Services									
Munroe-Meyer State Support	82	22.620	0.788	0.000	9.133	11.582	5.000	0.000	49.123
TOTAL Unrestricted		**684.954**	**30.765**	**18.225**	**387.259**	**483.720**	**215.483**	**5.040**	**1,825.446**

Table 18. UNMC Designated Subprograms, Employee FTE, 2020-2021

Subprogram Name and Number		Faculty	Academic Admin	Other Admin	Mgr/ Prof Staff	Office/ Service	Other Academic	Student Hourly & All Others	Total
Revolving									
Academic Affairs and Research	01	0.923	0.000	1.000	17.690	2.000	0.000	0.000	21.613
College of Allied Health	04	6.469	2.368	0.000	2.347	6.441	0.000	0.000	17.625
Continuing Studies and Public Services	26	0.379	0.000	0.000	15.358	11.800	0.000	0.000	27.537
Business and Finance	43	0.000	0.000	0.000	7.425	3.000	0.000	0.000	10.425
Anatomical Board	58	0.000	0.000	0.000	1.425	0.100	0.000	0.000	1.525
Patient Revenue Activities									
Munroe-Meyer Institute	55	3.994	0.000	0.000	35.470	59.600	1.750	0.000	100.814
Dental Clinic	56	7.454	0.000	0.050	9.051	84.720	1.000	0.000	102.275
Instruction, Research, Extension, and Public Service									
Tobacco Fund Research	57	6.741	0.000	0.000	8.863	2.000	1.347	0.000	18.951
TOTAL Designated		**25.960**	**2.368**	**1.050**	**97.629**	**169.661**	**4.097**	**0.000**	**300.765**

Table 19. UNMC Restricted Subprograms, Employee FTE, 2020-2021

Subprogram Name and Number		Faculty	Academic Admin	Other Admin	Mgr/ Prof Staff	Office/ Service	Other Academic	Student Hourly & All Others	Total
Federal									
College of Allied Health	04	0.488	0.000	0.000	0.150	0.370	0.000	0.000	1.008
College of Dentistry	09	0.650	0.000	0.000	1.300	0.750	0.000	0.000	2.700
Graduate Studies and Research	12	1.690	0.145	0.000	4.870	1.100	0.000	0.000	7.805
College of Nursing	18	5.035	0.000	0.000	5.700	0.600	0.000	0.000	11.335
Eppley Research Institute	19	19.257	0.246	0.000	17.582	3.583	8.950	0.000	49.618
College of Pharmacy	20	11.914	0.000	0.000	5.993	0.400	8.050	0.000	26.357
College of Medicine	51	53.424	0.091	0.000	28.843	2.300	27.488	0.000	112.146
College of Medicine	52	33.796	0.097	0.050	31.430	9.431	18.009	0.000	92.813
College of Medicine	53	26.857	0.390	0.000	26.952	4.314	19.400	0.000	77.913
College of Public Health	54	5.835	0.000	0.000	4.623	0.000	0.918	0.000	11.376
Munroe-Meyer Institute	55	8.564	1.016	0.000	11.190	2.535	0.000	0.000	23.305
CHRI	72	0.350	0.000	0.000	2.681	0.350	0.000	0.000	3.381
TOTAL Federal		**167.860**	**1.985**	**0.050**	**141.314**	**25.733**	**82.815**	**0.000**	**419.757**
Gifts, Grants, and Contracts									
Academic Affairs and Research	01	1.000	0.000	0.000	5.700	0.000	0.000	0.000	6.700
College of Allied Health	04	3.441	0.000	0.000	2.195	0.500	0.000	0.000	6.136
College of Dentistry	09	2.453	0.000	0.286	1.800	0.400	0.000	0.000	4.939
Graduate Studies and Research	12	4.426	0.017	0.000	3.200	1.695	2.150	0.000	11.488
McGoogan Health Sciences Library	16	0.218	0.000	0.000	0.000	0.000	0.000	0.000	0.218
College of Nursing	18	8.400	0.000	0.000	3.800	1.656	0.000	0.000	13.856
Eppley Research Institute	19	4.035	0.435	0.000	7.388	0.817	5.400	0.000	18.075
College of Pharmacy	20	7.685	0.000	0.000	4.500	0.290	5.250	0.000	17.725
Executive Administration	41	0.000	0.015	0.000	0.000	0.000	0.000	0.000	0.015
Student Services	42	0.000	0.000	0.000	0.000	0.964	0.000	0.000	0.964
General Expense	44	0.000	0.000	0.000	3.000	0.000	0.000	0.000	3.000
College of Medicine	51	36.222	0.285	0.000	13.858	8.205	7.149	0.000	65.719
College of Medicine	52	61.612	0.081	0.000	63.336	26.966	5.912	0.000	157.907
College of Medicine	53	136.656	0.000	0.000	61.703	62.646	4.178	0.000	265.183
College of Public Health	54	16.983	0.154	0.244	12.735	3.569	1.834	0.000	35.519
Munroe-Meyer Institute	55	20.609	0.096	0.000	83.963	19.738	2.350	0.000	126.756
UNMC/Eppley Center Cancer Research & Care	71	2.120	0.000	0.000	10.861	1.700	0.475	0.000	15.156
CHRI	72	1.769	0.000	0.000	10.251	2.000	0.000	0.000	14.020
Anatomical Board	74	0.000	0.000	0.000	1.425	0.000	0.000	0.000	1.425
College of Medicine Clinical	83	280.038	0.630	0.599	51.242	54.631	3.000	0.000	390.140
College of Medicine Clinical	84	148.391	1.619	0.000	8.887	52.337	1.800	0.000	213.034
TOTAL Gifts, Grants, and Contracts		**736.058**	**3.332**	**1.129**	**349.844**	**238.114**	**39.498**	**0.000**	**1,367.975**
Auxiliary Enterprises									
Academic Affairs and Research	01	0.990	0.000	1.000	9.290	2.350	0.000	0.000	13.630
College of Allied Health	04	3.307	0.000	0.000	2.169	0.248	0.000	0.000	5.724
College of Dentistry	09	0.930	0.000	0.000	1.200	3.850	0.000	0.000	5.980
Graduate Studies and Research	12	0.847	0.000	0.751	37.834	20.200	0.000	0.000	59.632
McGoogan Health Sciences Library	16	0.000	0.000	0.000	0.000	2.413	0.000	0.000	2.413
College of Nursing	18	0.000	0.000	0.000	7.500	2.000	0.000	0.000	9.500
Eppley Research Institute	19	0.500	0.000	0.000	0.063	0.000	0.500	0.000	1.063
College of Pharmacy	20	1.000	0.000	0.000	3.495	0.921	1.000	0.000	6.416
Other Instruction or Research	22	0.000	0.000	0.000	1.000	0.000	0.000	0.000	1.000
International Programs	24	0.000	0.000	0.000	4.230	0.000	0.000	0.000	4.230
Academic Computing Support	29	0.000	0.000	0.000	16.250	7.000	0.000	0.000	23.250
Physical Plant Administration	33	0.000	0.000	0.449	33.512	111.358	0.000	0.000	145.319
Student Services	42	0.123	0.000	0.000	1.662	4.916	0.000	0.000	6.701
Business and Finance	43	0.910	0.151	1.100	28.426	29.812	0.000	0.000	60.399
General Expense	44	0.000	0.000	0.000	2.000	2.700	0.000	0.000	4.700
College of Medicine	51	1.506	0.000	1.000	13.696	28.369	0.520	0.000	45.091

College of Medicine	52	0.036	0.000	0.000	12.649	3.550	0.000	0.000	16.235
College of Medicine	53	1.510	0.000	0.000	14.303	3.223	0.000	0.000	19.036
College of Public Health	54	1.085	0.000	0.000	5.264	4.181	0.000	0.000	10.530
Munroe-Meyer Institute	55	9.171	0.000	0.000	51.225	30.635	0.000	0.000	91.031
Dental Clinic	56	0.100	0.000	0.000	0.000	2.000	0.000	0.000	2.100
CHRI	72	0.000	0.000	0.000	17.944	1.150	0.000	0.000	19.094
TOTAL Auxiliary Enterprises		**22.015**	**0.151**	**4.300**	**263.712**	**260.876**	**2.020**	**0.000**	**553.074**
Stores and Services									
Stores/Services	96	0.000	0.000	2.100	18.600	21.100	0.000	0.000	41.800
Clearing Centers	97	2.106	0.092	0.000	0.000	0.000	0.000	0.000	2.198
Company Balance Sheets	98	0.301	0.000	0.689	4.176	9.000	0.000	0.000	14.166
TOTAL Stores and Services		**2.407**	**0.092**	**2.789**	**22.776**	**30.100**	**0.000**	**0.000**	**58.164**
TOTAL Restricted		**928.340**	**5.560**	**8.268**	**777.646**	**554.823**	**124.333**	**0.000**	**2,398.970**

Table 19b. UNMC Unrestricted and Designated/Restricted Programs, 2020-2021

Subprogram Name and Number	Faculty	Academic Admin	Other Admin	Mgr/ Prof Staff	Office/ Service	Other Academic	Student Hourly & All Others	Total
TOTAL Unrestricted	**684.954**	**30.765**	**18.225**	**387.259**	**483.720**	**215.483**	**5.040**	**1,825.446**
TOTAL Designated	**25.960**	**2.368**	**1.050**	**97.629**	**169.661**	**4.097**	**0.000**	**300.765**
TOTAL Restricted	**928.340**	**5.560**	**8.268**	**777.646**	**554.823**	**124.333**	**0.000**	**2,398.970**
GRAND TOTAL University of Nebraska Medical Center	**1,639.254**	**38.693**	**27.543**	**1,262.534**	**1,208.204**	**343.913**	**5.040**	**4,525.181**

Table 20. UNO Unrestricted Subprograms, Employee FTE, 2020-2021

Subprogram Name and Number		Faculty	Academic Admin	Other Admin	Mgr/ Prof Staff	Office/ Service	Other Academic	Student Hourly & All Others	Total
Instruction, Research, Extension, and Public Service									
Academic Affairs	01	0.500	6.520	0.000	9.250	3.000	0.000	0.000	19.270
College of Public Affairs and Community Services	03	82.490	6.100	0.000	22.770	11.870	9.800	2.030	135.060
College of Arts and Sciences	05	207.560	11.150	0.000	19.080	24.120	24.420	9.630	295.960
College of Business Administration	06	61.500	6.520	0.000	24.470	11.000	1.330	4.810	109.630
College of Communication, Fine Arts and Media	07	84.970	5.600	0.000	20.280	10.740	4.990	2.640	129.220
College of Information Science and Technology	08	59.540	3.550	0.000	12.540	4.000	5.320	3.810	88.760
College of Education	10	100.540	7.600	0.000	15.560	16.000	9.320	0.810	149.830
Graduate Studies	12	0.000	1.760	0.000	7.190	2.990	13.770	0.470	26.180
Criss Library	16	11.500	2.000	0.000	13.000	17.000	0.000	10.867	54.367
Summer Sessions	21	27.750	0.000	0.000	0.000	0.000	0.000	0.000	27.750
Other Instruction or Research	22	24.050	1.000	2.000	7.120	4.780	0.330	0.020	39.300
International Programs	24	0.280	0.350	0.000	4.090	2.470	0.000	0.520	7.710
Continuing Studies	26	0.000	1.000	0.000	9.000	3.000	0.000	1.630	14.630
Distance Education	30	0.000	0.000	0.000	1.125	0.000	0.000	0.000	1.125
Research Initiative	32	1.000	0.000	0.000	0.000	0.000	0.000	0.000	1.000
General Expense	44	0.000	0.000	0.000	17.130	5.750	0.000	0.000	22.880
Plant Operations and Maintenance									
Physical Plant Administration	33	0.000	0.000	0.330	16.990	141.660	0.000	6.390	165.370
Administration and General Expense									
Executive Administration	41	0.000	0.960	0.200	2.000	3.000	0.000	0.390	6.550
Student Success	42	0.000	0.000	4.610	44.490	20.060	0.660	9.120	78.940
Business and Finance	43	0.000	0.000	4.070	23.510	22.070	0.000	4.660	54.310
TOTAL Unrestricted		**661.680**	**54.110**	**11.210**	**269.595**	**303.510**	**69.940**	**57.797**	**1,427.842**

Table 21. UNO Designated Subprograms, Employee FTE, 2020-2021

Subprogram Name and Number		Faculty	Academic Admin	Other Admin	Mgr/ Prof Staff	Office/ Service	Other Academic	Student Hourly & All Others	Total
Revolving									
College of Public Affairs and Community Services	03	0.220	0.000	0.000	0.780	2.750	0.000	0.410	4.160
College of Arts and Sciences	05	0.500	0.000	0.000	2.590	1.740	0.000	0.000	4.830
College of Business Administration	06	0.000	0.000	0.000	8.150	3.000	0.330	0.200	11.680
College of Communication, Fine Arts and Media	07	0.660	0.000	0.000	1.450	1.070	0.000	0.300	3.480
College of Education	10	0.800	0.000	0.000	1.000	0.000	0.000	0.220	2.020
Graduate Studies	12	0.000	0.000	0.000	2.110	4.760	0.000	1.090	7.960
Criss Library	16	0.000	0.000	0.000	0.500	1.000	0.000	0.000	1.500
Other Instruction or Research	22	0.000	0.000	0.200	5.500	3.220	0.330	1.580	10.830
International Programs	24	0.000	0.000	0.000	9.070	3.650	0.000	1.780	14.500
Continuing Studies	26	0.000	0.000	0.000	0.500	0.000	0.000	1.000	1.500
Distance Education	30	0.000	0.000	0.000	0.690	0.000	0.000	0.000	0.690
Student Success	42	0.000	0.000	1.730	33.428	12.670	1.320	11.540	60.688
Business and Finance	43	0.000	0.000	0.000	3.310	0.000	0.000	0.110	3.420
TOTAL Designated		**2.180**	**0.000**	**1.930**	**69.078**	**33.860**	**1.980**	**18.230**	**127.258**

Table 22. UNO Restricted Subprograms, Employee FTE, 2020-2021

Subprogram Name and Number		Faculty	Academic Admin	Other Admin	Mgr/ Prof Staff	Office/ Service	Other Academic	Student Hourly & All Others	Total
Federal									
Academic Affairs	01	0.000	1.000	0.000	4.000	0.000	0.000	0.000	5.000
College of Public Affairs and Community Services	03	0.000	0.000	0.000	2.000	0.000	0.000	0.000	2.000
College of Business Administration	06	0.000	0.480	0.000	11.750	1.000	0.000	0.000	13.230

College of Education	10	2.000	0.000	0.000	3.000	0.000	0.000	0.000	5.000
International Programs	24	0.000	0.000	0.000	0.000	2.940	0.000	0.000	2.940
Student Success	42	0.000	0.000	0.000	4.580	1.000	0.000	0.000	5.580
TOTAL Federal		**2.000**	**1.480**	**0.000**	**25.330**	**4.940**	**0.000**	**0.000**	**33.750**
Gifts, Grants, and Contracts									
Academic Affairs	01	1.300	0.000	0.000	9.000	1.000	0.000	0.000	11.300
College of Public Affairs and Community Services	03	1.200	0.000	0.000	5.260	1.380	0.000	0.000	7.840
College of Arts and Sciences	05	1.000	0.000	0.000	2.470	2.340	0.000	0.000	5.810
College of Communication, Fine Arts and Media	07	0.000	0.000	0.000	1.000	0.000	0.000	0.000	1.000
College of Information Science and Technology	08	0.000	0.250	0.000	1.000	0.000	0.000	0.000	1.250
College of Education	10	1.500	0.000	1.000	3.000	0.000	0.000	0.000	5.500
Other Instruction or Research	22	0.000	0.000	0.000	2.000	1.000	0.000	0.000	3.000
Executive Administration	41	0.000	0.000	0.000	0.500	0.000	0.000	0.000	0.500
Student Success	42	0.000	0.000	2.000	3.000	0.000	0.000	0.000	5.000
TOTAL Gifts, Grants, and Contracts		**5.000**	**0.250**	**3.000**	**27.230**	**5.720**	**0.000**	**0.000**	**41.200**
Auxiliary Enterprises									
Physical Plant Administration	33	0.000	0.000	0.000	1.000	12.550	0.000	3.110	16.660
Student Success	42	0.000	0.000	0.000	27.854	53.980	0.990	83.777	166.601
Business and Finance	43	0.000	0.000	0.000	1.000	0.000	0.000	0.000	1.000
General Expense	44	0.000	0.000	0.000	3.600	0.400	0.000	0.450	4.450
Student Housing	75	0.000	0.000	0.460	7.260	5.000	0.000	5.770	18.490
Intercollegiate Athletics	77	0.000	0.000	16.250	44.560	8.000	0.000	6.060	74.870
Arena	78	0.000	0.000	0.000	13.910	2.000	0.000	14.310	30.220
TOTAL Auxiliary Enterprises		**0.000**	**0.000**	**16.710**	**99.184**	**81.930**	**0.990**	**113.477**	**312.291**
Stores and Services									
Company Balance Sheets	98	0.000	0.000	2.000	20.200	1.250	0.000	1.130	24.580
TOTAL Stores and Services		**0.000**	**0.000**	**2.000**	**20.200**	**1.250**	**0.000**	**1.130**	**24.580**
TOTAL Restricted		**7.000**	**1.730**	**21.710**	**171.944**	**93.840**	**0.990**	**114.607**	**411.821**

Table 22b. UNO Unrestricted and Designated/Restricted Programs, 2020-2021

Subprogram Name and Number	Faculty	Academic Admin	Other Admin	Mgr/ Prof Staff	Office/ Service	Other Academic	Student Hourly & All Others	Total
TOTAL Unrestricted	**661.680**	**54.110**	**11.210**	**269.595**	**303.510**	**69.940**	**57.797**	**1,427.842**
TOTAL Designated	**2.180**	**0.000**	**1.930**	**69.078**	**33.860**	**1.980**	**18.230**	**127.258**
TOTAL Restricted	**7.000**	**1.730**	**21.710**	**171.944**	**93.840**	**0.990**	**114.607**	**411.821**
GRAND TOTAL University of Nebraska at Omaha	**670.860**	**55.840**	**34.850**	**510.617**	**431.210**	**72.910**	**190.634**	**1,966.921**

Table 23. UNK Unrestricted Subprograms, Employee FTE, 2020-2021

Subprogram Name and Number		Faculty	Academic Admin	Other Admin	Mgr/ Prof Staff	Office/ Service	Other Academic	Student Hourly & All Others	Total
Instruction, Research, Extension, and Public Service									
Academic Affairs	01	0.350	2.250	1.000	10.000	7.473	0.000	0.020	21.093
College of Business Administration	06	59.000	4.000	0.000	4.500	7.125	0.000	3.860	78.485
College of Education	10	63.405	2.600	0.000	4.893	8.931	0.000	2.300	82.129
College of Graduate Studies	12	0.000	2.000	1.000	4.000	2.500	16.170	0.000	25.670
University Libraries	16	7.000	1.000	0.000	8.000	7.750	0.000	3.920	27.670
Summer Sessions	21	13.530	0.000	0.000	0.000	0.000	0.000	0.000	13.530
Other Instruction or Research	22	0.000	1.900	0.000	4.597	0.750	0.000	0.390	7.637
International Programs	24	0.000	0.000	1.000	6.000	0.500	0.000	0.000	7.500
Continuing Studies and Public Services	26	5.670	0.000	0.000	0.935	0.000	0.000	0.000	6.605
Museums and Art Gallery	28	0.000	0.000	1.000	2.245	0.000	0.000	0.360	3.605
College of Arts & Sciences	35	159.300	6.050	0.000	10.800	16.194	0.330	9.460	202.134
General Expense	44	0.000	0.000	0.719	11.449	1.146	0.000	0.220	13.534
Plant Operations and Maintenance									
Physical Plant Administration	33	0.000	0.000	0.611	3.249	63.655	0.000	1.340	68.855
Administration and General Expense									
Executive Administration	41	0.000	0.939	1.000	1.000	1.000	0.000	0.000	3.939
Student Affairs	42	0.000	0.368	5.366	32.203	17.193	0.000	4.140	59.270
Business and Finance	43	0.000	0.000	3.362	10.349	11.850	0.000	1.010	26.571
Intercollegiate Athletics	77	0.000	0.000	10.471	18.996	3.000	1.650	0.000	34.117
TOTAL Unrestricted		**308.255**	**21.107**	**25.529**	**133.216**	**149.067**	**18.150**	**27.020**	**682.344**

Table 24. UNK Designated Subprograms, Employee FTE, 2020-2021

Subprogram Name and Number		Faculty	Academic Admin	Other Admin	Mgr/ Prof Staff	Office/ Service	Other Academic	Student Hourly & All Others	Total
Revolving									
Academic Affairs	01	0.305	0.000	0.000	0.260	0.000	0.000	0.000	0.565
College of Education	10	0.500	0.000	0.000	0.000	0.569	0.000	0.000	1.069
College of Graduate Studies	12	0.000	0.000	0.000	0.000	1.000	0.000	0.000	1.000
Other Instruction or Research	22	0.000	0.000	0.000	0.224	0.800	0.000	0.000	1.024
International Programs	24	0.000	0.000	0.000	3.500	0.500	0.000	0.000	4.000
Continuing Studies and Public Services	26	0.000	0.000	0.000	9.016	2.000	0.000	0.000	11.016
Student Affairs	42	0.000	0.000	0.000	2.975	2.000	0.000	0.000	4.975
Business and Finance	43	0.000	0.000	0.000	0.185	0.000	0.000	0.000	0.185
General Expense	44	0.000	0.000	0.000	0.000	2.000	0.000	0.000	2.000
TOTAL Designated		**0.805**	**0.000**	**0.000**	**16.160**	**8.869**	**0.000**	**0.000**	**25.834**

Table 25. UNK Restricted Subprograms, Employee FTE, 2020-2021

Subprogram Name and Number		Faculty	Academic Admin	Other Admin	Mgr/ Prof Staff	Office/ Service	Other Academic	Student Hourly & All Others	Total
Federal									
Student Aid	23	0.000	0.000	0.000	0.306	0.000	0.000	0.000	0.306
Student Affairs	42	0.000	0.000	0.000	3.016	1.457	0.000	0.000	4.473
TOTAL Federal		**0.000**	**0.000**	**0.000**	**3.322**	**1.457**	**0.000**	**0.000**	**4.779**
Gifts, Grants, and Contracts									
Academic Affairs	01	0.500	0.000	0.000	3.000	1.000	0.000	0.000	4.500
College of Education	10	1.000	0.000	0.000	1.000	0.000	0.000	0.000	2.000
Other Instruction or Research	22	0.000	0.000	0.000	5.195	1.200	0.000	0.000	6.395
Museums and Art Gallery	28	0.000	0.000	0.000	0.355	0.000	0.000	0.000	0.355

College of Arts & Sciences	35	0.000	0.000	0.000	1.000	0.056	0.000	0.000	1.056
Executive Administration	41	0.000	0.061	0.000	0.000	0.000	0.000	0.000	0.061
Business and Finance	43	0.000	0.000	0.000	0.500	0.000	0.000	0.000	0.500
TOTAL Gifts, Grants, and Contracts		**1.500**	**0.061**	**0.000**	**11.050**	**2.256**	**0.000**	**0.000**	**14.867**
Auxiliary Enterprises									
Academic Computing Support	29	0.000	0.000	0.000	0.350	0.000	0.000	0.000	0.350
Physical Plant Administration	33	0.000	0.000	0.389	0.751	31.199	0.000	6.610	38.949
Student Affairs	42	0.000	1.632	0.634	24.211	5.749	0.330	64.157	96.713
Business and Finance	43	0.000	0.000	2.638	5.966	13.150	0.000	1.483	23.237
General Expense	44	0.000	0.000	0.281	1.559	1.600	0.000	0.000	3.440
Intercollegiate Athletics	77	0.000	0.000	11.000	23.447	2.000	1.650	0.040	38.137
TOTAL Auxiliary Enterprises		**0.000**	**1.632**	**14.942**	**56.284**	**53.698**	**1.980**	**72.290**	**200.826**
Stores and Services									
Company Balance Sheets	98	0.000	0.000	0.000	5.650	0.500	0.000	0.000	6.150
Income Activity	99	13.300	0.000	0.000	0.000	0.000	0.000	14.671	27.971
TOTAL Stores and Services		**13.300**	**0.000**	**0.000**	**5.650**	**0.500**	**0.000**	**14.671**	**34.121**
TOTAL Restricted		**14.800**	**1.693**	**14.942**	**76.306**	**57.911**	**1.980**	**86.961**	**254.593**

Table 25b. UNK Unrestricted and Designated/Restricted Programs, 2020-2021

Subprogram Name and Number	Faculty	Academic Admin	Other Admin	Mgr/ Prof Staff	Office/ Service	Other Academic	Student Hourly & All Others	Total
TOTAL Unrestricted	**308.255**	**21.107**	**25.529**	**133.216**	**149.067**	**18.150**	**27.020**	**682.344**
TOTAL Designated	**0.805**	**0.000**	**0.000**	**16.160**	**8.869**	**0.000**	**0.000**	**25.834**
TOTAL Restricted	**14.800**	**1.693**	**14.942**	**76.306**	**57.911**	**1.980**	**86.961**	**254.593**
GRAND TOTAL University of Nebraska at Kearney	**323.860**	**22.800**	**40.471**	**225.682**	**215.847**	**20.130**	**113.981**	**962.771**

Table 26. UNCA Unrestricted Subprograms, Employee FTE, 2020-2021

Subprogram Name and Number		Faculty	Academic Admin	Other Admin	Mgr/ Prof Staff	Office/ Service	Other Academic	Student Hourly & All Others	Total
Instruction, Research, Extension, and Public Service									
EPSCoR	31	0.000	0.150	0.000	0.400	0.400	0.000	0.000	0.950
Research Initiative	32	0.000	0.000	0.000	0.500	0.000	0.000	0.000	0.500
Buffett Early Childhood Institute	47	0.000	0.860	2.000	0.500	3.000	0.000	0.000	6.360
NU Online	48	0.000	0.000	1.000	10.490	0.000	0.000	0.000	11.490
Plant Operations and Maintenance									
Facilities Management & Planning	33	0.000	0.000	1.000	6.500	0.100	0.000	0.000	7.600
Administration and General Expense									
Information Technology Services	29	0.400	0.000	9.368	118.212	12.060	0.000	1.500	141.540
System Administration	41	0.000	4.000	21.600	28.250	9.450	0.000	1.500	64.800
Nebraska Student Information System	42	0.000	0.000	0.000	19.500	0.000	0.000	0.000	19.500
SAP Activity	45	0.000	0.000	0.000	25.250	0.000	0.000	0.000	25.250
General Administration	46	0.000	0.000	1.000	12.800	1.050	0.000	0.000	14.850
TOTAL Unrestricted		**0.400**	**5.010**	**35.968**	**222.402**	**26.060**	**0.000**	**3.000**	**292.840**

Table 27. UNCA Designated Subprograms, Employee FTE, 2020-2021

Subprogram Name and Number		Faculty	Academic Admin	Other Admin	Mgr/ Prof Staff	Office/ Service	Other Academic	Student Hourly & All Others	Total
Revolving									
Information Technology Services	29	0.000	0.000	0.717	98.163	13.690	0.000	8.915	121.485
Distance Education	30	0.000	2.000	0.000	18.300	6.000	1.000	0.000	27.300
Facilities Management & Planning	33	0.000	0.000	1.000	37.000	10.000	0.000	0.000	48.000
TOTAL Designated		**0.000**	**2.000**	**1.717**	**153.463**	**29.690**	**1.000**	**8.915**	**196.785**

Table 28. UNCA Restricted Subprograms, Employee FTE, 2020-2021

Subprogram Name and Number		Faculty	Academic Admin	Other Admin	Mgr/ Prof Staff	Office/ Service	Other Academic	Student Hourly & All Others	Total
Federal									
EPSCoR	31	0.000	0.600	0.000	1.600	1.600	0.000	0.000	3.800
TOTAL Federal		**0.000**	**0.600**	**0.000**	**1.600**	**1.600**	**0.000**	**0.000**	**3.800**
Gifts, Grants, and Contracts									
System Administration	41	0.000	0.000	0.000	0.500	0.000	0.000	0.000	0.500
General Administration	46	0.000	0.000	0.000	2.000	0.000	0.000	0.000	2.000
Buffett Early Childhood Institute	47	0.000	0.140	5.000	36.800	5.000	0.000	0.000	46.940
TOTAL Gifts, Grants, and Contracts		**0.000**	**0.140**	**5.000**	**39.300**	**5.000**	**0.000**	**0.000**	**49.440**
Auxiliary Enterprises									
Information Technology Services	29	0.000	0.000	0.000	1.720	5.250	0.000	0.000	6.970
TOTAL Auxiliary Enterprises		**0.000**	**0.000**	**0.000**	**1.720**	**5.250**	**0.000**	**0.000**	**6.970**
TOTAL Restricted		**0.000**	**0.740**	**5.000**	**42.620**	**11.850**	**0.000**	**0.000**	**60.210**

Table 28b. UNCA Unrestricted and Designated/Restricted Programs, 2020-2021

Subprogram Name and Number	Faculty	Academic Admin	Other Admin	Mgr/ Prof Staff	Office/ Service	Other Academic	Student Hourly & All Others	Total
TOTAL Unrestricted	**0.400**	**5.010**	**35.968**	**222.402**	**26.060**	**0.000**	**3.000**	**292.840**
TOTAL Designated	**0.000**	**2.000**	**1.717**	**153.463**	**29.690**	**1.000**	**8.915**	**196.785**
TOTAL Restricted	**0.000**	**0.740**	**5.000**	**42.620**	**11.850**	**0.000**	**0.000**	**60.210**
GRAND TOTAL Univ of Nebr Central Administration	**0.400**	**7.750**	**42.685**	**418.485**	**67.600**	**1.000**	**11.915**	**549.835**

EXPENDITURE SUMMARY
2020-2021 GENERAL OPERATING BUDGET
UNIVERSITY OF NEBRASKA
INCLUDING NCTA

UNIVERSITY TOTAL

		UNRESTRICTED	DESIGNATED AND/OR RESTRICTED					
ACCOUNT	**DESCRIPTION**	**STATE AND UNIVERSITY GENERATED**	**CASH**	**REVOLVING**	**FEDERAL**	**AUXILIARIES AND SERVICES**	**TRUST**	**TOTAL**
511000	FACULTY							
	Professor	110,274,322	244,086	903,634	7,163,938	1,096,018	17,959,044	137,641,042
	Associate Professor	81,772,109	473,153	969,054	3,831,233	678,523	14,329,848	102,053,920
	Assistant Professor	80,438,046	2,357,477	1,875,244	5,130,899	1,240,298	27,053,638	118,095,602
	Instructor	11,132,575	449,246	78,827	1,614,570	293,459	3,483,559	17,052,236
	Other	61,597,179	-83,965	1,962,458	3,570,594	185,109	5,154,100	72,385,475
	SUBTOTAL FACULTY	**345,214,231**	**3,439,997**	**5,789,217**	**21,311,234**	**3,493,407**	**67,980,189**	**447,228,275**
512100	Other Administrators	53,214,228	1,523,282	1,542,057	889,048	27,467,561	3,132,736	87,768,912
512000	Chairpersons	15,319,883	35,460	16,458	294,857	9,000	1,930,978	17,606,636
513000	Managerial/Professional	134,993,621	7,880,099	37,161,570	14,152,564	67,661,550	37,847,322	299,696,726
514000	Clerical/Technical/Service	68,564,437	5,514,833	12,536,842	5,637,119	39,709,463	12,359,461	144,322,155
515000	Other Academic	35,023,278	1,097,040	2,307,300	4,588,984	792,859	2,354,451	46,163,912
516000	Student Wages	4,315,259	0	3,100,178	308,563	9,997,783	285,140	18,006,923
517000	Supplemental Salaries & Wages	23,331,577	0	718,444	0	2,257,158	0	26,307,179
	SUBTOTAL NONFACULTY	**334,762,283**	**16,050,714**	**57,382,849**	**25,871,135**	**147,895,374**	**57,910,088**	**639,872,443**
	SUBTOTAL SALARIES & WAGES	**679,976,514**	**19,490,711**	**63,172,066**	**47,182,369**	**151,388,781**	**125,890,277**	**1,087,100,718**
519100	Retirement Contribution	38,850,643	685,705	3,635,300	1,788,396	6,774,549	5,134,203	56,868,796
519200	FICA Contribution	39,250,853	758,001	4,893,539	2,607,145	7,804,404	6,345,559	61,659,501
519300	Health Insurance Contribution	80,043,564	1,517,025	10,801,226	6,686,193	19,930,692	16,690,082	135,668,782
519400	Life Insurance Contribution	851,891	10,511	66,434	47,993	90,498	124,411	1,191,738
519700	Unemployment Compensation	165,000	0	5,289	736	17,900	1,488	190,413
519800	Workers Compensation	1,916,248	24,099	217,997	137,879	754,194	446,952	3,497,369
	SUBTOTAL BENEFITS	**161,078,199**	**2,995,341**	**19,619,785**	**11,268,342**	**35,372,237**	**28,742,695**	**259,076,599**
	TOTAL PERSONAL SERVICES	**841,054,713**	**22,486,052**	**82,791,851**	**58,450,711**	**186,761,018**	**154,632,972**	**1,346,177,317**
521000	Operating Expense	92,280,009	62,404,997	36,609,186	361,198,611	275,567,364	235,316,314	1,063,376,481
529000	Utilities	47,936,257	0	3,600	0	2,865,685	0	50,805,542
530000	Supplies & Materials	7,990,919	3,944,872	5,138,287	1,768,000	5,483,031	3,843,095	28,168,204
540000	Travel	2,338,349	5,594	1,165,270	335,700	3,814,790	180,000	7,839,703
550000	Capital Outlay	5,952,907	3,798,485	7,275,122	148,000	2,346,738	230,100	19,751,352
560000	Government Aid	1,571,207	0	910,684	118,098,978	1,505,456	36,047,519	158,133,844
570000	Cost of Goods Sold	0	0	1,406,000	0	37,455,918	0	38,861,918
29.00		0	0	0	0	0	0	0
	TOTAL NET OPERATING EXPENSES	**158,069,648**	**70,153,948**	**52,508,149**	**481,549,289**	**329,038,982**	**275,617,028**	**1,366,937,044**
	UNIVERSITY TOTAL	**999,124,361**	**92,640,000**	**135,300,000**	**540,000,000**	**515,800,000**	**430,250,000**	**2,713,114,361**

REVENUE SUMMARY
2020-2021 GENERAL OPERATING BUDGET
UNIVERSITY OF NEBRASKA
INCLUDING NCTA

UNIVERSITY TOTAL

		UNRESTRICTED	DESIGNATED AND/OR RESTRICTED					
ACCOUNT	**DESCRIPTION**	**STATE AND UNIVERSITY GENERATED**	**CASH**	**REVOLVING**	**FEDERAL**	**AUXILIARIES AND SERVICES**	**TRUST**	**TOTAL**
410000	State Appropriation	616,435,633	0	0	0	0	0	616,435,633
TOTAL STATE SUPPORT		**616,435,633**	**0**	**0**	**0**	**0**	**0**	**616,435,633**
420000	Federal Appropriation	6,201,594	0	0	0	0	0	6,201,594
450000	Sales and Services	0	0	0	5,324,046	0	0	5,324,046
460000	Restricted Revenue	0	0	0	500,354,809	0	0	500,354,809
461000	Federal Grants & Contract	0	0	0	1,456,145	0	0	1,456,145
490000	Other Revenues	0	0	0	32,865,000	0	0	32,865,000
TOTAL FEDERAL FUND		**6,201,594**	**0**	**0**	**540,000,000**	**0**	**0**	**546,201,594**
442100	Institutional Student Fee	0	0	4,802,237	0	0	0	4,802,237
442500	Student Transcript Fees	0	0	128,012	0	0	0	128,012
442810	Other Student Fees	0	0	33,534,332	0	12,841,127	0	46,375,459
450000	Sales and Services	0	0	121,395,106	0	488,725,527	0	610,120,633
459950	Sales & Services/Offset -	0	0	-24,683,762	0	-6,364,744	0	-31,048,506
460000	Restricted Revenue	0	0	0	0	515,918	0	515,918
461000	Federal Grants & Contract	0	0	119,075	0	13,500	0	132,575
464000	Private Gifts & Contracts	0	0	5,000	0	20,068,672	0	20,073,672
TOTAL REVOLVING FUND		**0**	**0**	**135,300,000**	**0**	**515,800,000**	**0**	**651,100,000**
442810	Other Student Fees	0	0	0	0	0	160,000	160,000
460000	Restricted Revenue	0	0	0	0	0	429,160,774	429,160,774
461000	Federal Grants & Contract	0	0	0	0	0	739,988	739,988
464000	Private Gifts & Contracts	0	0	0	0	0	189,238	189,238
TOTAL TRUST FUND		**0**	**0**	**0**	**0**	**0**	**430,250,000**	**430,250,000**
441100	Undergraduate Resident	202,873,076	0	0	0	0	0	202,873,076
441110	Undergraduate Nonresident	154,860,173	0	0	0	0	0	154,860,173
441120	Undergraduate Audit	3,811	0	0	0	0	0	3,811
441200	Graduate Resident	23,124,067	0	0	0	0	0	23,124,067
441210	Graduate Nonresident	42,663,455	0	0	0	0	0	42,663,455
441220	Graduate Audit	458	0	0	0	0	0	458
441300	Off-Campus Undergraduate	44,231,284	0	0	0	0	0	44,231,284
441320	Offutt Undergraduate	101,877	0	0	0	0	0	101,877
441600	Professional Resident	33,651,358	0	0	0	0	0	33,651,358
441610	Professional Nonresident	20,797,733	0	0	0	0	0	20,797,733
441995	Tuition Transfer Program	-6,797,365	0	0	0	0	0	-6,797,365
TOTAL GROSS TUITION		**515,509,927**	**0**	**0**	**0**	**0**	**0**	**515,509,927**
441001	Tuition Adjustments	-6,263,308	0	0	0	0	0	-6,263,308
441990	Tuition Remissions	-166,056,424	0	0	0	0	0	-166,056,424
441991	Tuition Remissions	13,391,302	0	0	0	0	0	13,391,302

REVENUE SUMMARY
2020-2021 GENERAL OPERATING BUDGET
UNIVERSITY OF NEBRASKA
INCLUDING NCTA

UNIVERSITY TOTAL

		UNRESTRICTED	DESIGNATED AND/OR RESTRICTED					
ACCOUNT	**DESCRIPTION**	**STATE AND UNIVERSITY GENERATED**	**CASH**	**REVOLVING**	**FEDERAL**	**AUXILIARIES AND SERVICES**	**TRUST**	**TOTAL**
TOTAL TUITION OFFSETS		**-158,928,430**	**0**	**0**	**0**	**0**	**0**	**-158,928,430**
SUBTOTAL NET TUITION (CASH)		**356,581,497**	**0**	**0**	**0**	**0**	**0**	**356,581,497**
442100	Institutional Student Fee	703,827	0	0	0	0	0	703,827
442310	Application Fees - Gradua	282,729	0	0	0	0	0	282,729
442420	Change of Schedule Fees	981,081	0	0	0	0	0	981,081
442710	Graduation Processing Fee	36,600	0	0	0	0	0	36,600
442800	Late Payment Fees	829,797	0	0	0	0	0	829,797
442810	Other Student Fees	779,715	0	0	0	0	0	779,715
SUBTOTAL STUDENT FEES		**3,613,749**	**0**	**0**	**0**	**0**	**0**	**3,613,749**
430000	Invest Loan/Endowment	6,941,000	0	0	0	0	0	6,941,000
450000	Sales and Services	0	26,400,000	0	0	0	0	26,400,000
461900	Indirect Costs-Federal	2,965,000	66,240,000	0	0	0	0	69,205,000
490000	Other Revenues	15,090,101	0	0	0	0	0	15,090,101
490100	Misc Cash Income	268,000	0	0	0	0	0	268,000
490200	Misc Other Income	2,027,787	0	0	0	0	0	2,027,787
833428	U-Wide Debt Svc & Admin S	-11,000,000	0	0	0	0	0	-11,000,000
SUBTOTAL OTHER CASH		**16,291,888**	**92,640,000**	**0**	**0**	**0**	**0**	**112,545,637**
TOTAL CASH FUND		**376,487,134**	**92,640,000**	**0**	**0**	**0**	**0**	**469,127,134**
TOTAL REVENUE		**999,124,361**	**92,640,000**	**135,300,000**	**540,000,000**	**515,800,000**	**430,250,000**	**2,713,114,361**

EXPENDITURE SUMMARY
2020-2021 GENERAL OPERATING BUDGET
UNIVERSITY OF NEBRASKA
EXCLUDING NCTA

UNIVERSITY TOTAL

		UNRESTRICTED	DESIGNATED AND/OR RESTRICTED					
ACCOUNT	**DESCRIPTION**	**STATE AND UNIVERSITY GENERATED**	**CASH**	**REVOLVING**	**FEDERAL**	**AUXILIARIES AND SERVICES**	**TRUST**	**TOTAL**
511000	FACULTY							
	Professor	110,170,059	244,086	903,634	7,163,938	1,096,018	17,959,044	137,536,779
	Associate Professor	81,167,030	473,153	969,054	3,831,233	678,523	14,329,848	101,448,841
	Assistant Professor	80,053,715	2,357,477	1,875,244	5,130,899	1,240,298	27,053,638	117,711,271
	Instructor	11,132,575	449,246	78,827	1,614,570	293,459	3,483,559	17,052,236
	Other	61,041,484	-83,965	1,962,458	3,570,594	185,109	5,154,100	71,829,780
	SUBTOTAL FACULTY	**343,564,863**	**3,439,997**	**5,789,217**	**21,311,234**	**3,493,407**	**67,980,189**	**445,578,907**
512100	Other Administrators	52,889,793	1,523,282	1,542,057	889,048	27,467,561	3,132,736	87,444,477
512000	Chairpersons	15,319,883	35,460	16,458	294,857	9,000	1,930,978	17,606,636
513000	Managerial/Professional	134,544,720	7,880,099	37,161,570	14,152,564	67,576,832	37,847,322	299,163,107
514000	Clerical/Technical/Service	68,212,410	5,514,833	12,536,842	5,637,119	39,483,923	12,359,461	143,744,588
515000	Other Academic	35,023,278	1,097,040	2,307,300	4,588,984	792,859	2,354,451	46,163,912
516000	Student Wages	4,261,097	0	3,095,837	308,563	9,977,228	285,140	17,927,865
517000	Supplemental Salaries & Wages	23,331,577	0	718,444	0	2,257,158	0	26,307,179
	SUBTOTAL NONFACULTY	**333,582,758**	**16,050,714**	**57,378,508**	**25,871,135**	**147,564,561**	**57,910,088**	**638,357,764**
	SUBTOTAL SALARIES & WAGES	**677,147,621**	**19,490,711**	**63,167,725**	**47,182,369**	**151,057,968**	**125,890,277**	**1,083,936,671**
519100	Retirement Contribution	38,670,308	685,705	3,635,300	1,788,396	6,762,640	5,134,203	56,676,552
519200	FICA Contribution	39,044,818	758,001	4,893,539	2,607,145	7,781,578	6,345,559	61,430,640
519300	Health Insurance Contribution	79,642,432	1,517,025	10,801,031	6,686,193	19,841,704	16,690,082	135,178,467
519400	Life Insurance Contribution	849,160	10,511	66,434	47,993	90,167	124,411	1,188,676
519700	Unemployment Compensation	165,000	0	5,289	736	17,900	1,488	190,413
519800	Workers Compensation	1,908,461	24,099	217,979	137,879	752,857	446,952	3,488,227
	SUBTOTAL BENEFITS	**160,280,179**	**2,995,341**	**19,619,572**	**11,268,342**	**35,246,846**	**28,742,695**	**258,152,975**
	TOTAL PERSONAL SERVICES	**837,427,800**	**22,486,052**	**82,787,297**	**58,450,711**	**186,304,814**	**154,632,972**	**1,342,089,646**
521000	Operating Expense	91,845,331	62,404,997	35,963,740	361,198,611	274,623,568	235,316,314	1,061,352,561
529000	Utilities	47,416,028	0	3,600	0	2,865,685	0	50,285,313
530000	Supplies & Materials	7,990,919	3,944,872	5,138,287	1,768,000	5,483,031	3,843,095	28,168,204
540000	Travel	2,338,349	5,594	1,165,270	335,700	3,814,790	180,000	7,839,703
550000	Capital Outlay	5,952,907	3,798,485	7,275,122	148,000	2,346,738	230,100	19,751,352
560000	Government Aid	1,571,207	0	910,684	118,098,978	1,505,456	36,047,519	158,133,844
570000	Cost of Goods Sold	0	0	1,406,000	0	37,455,918	0	38,861,918
29.00		0	0	0	0	0	0	0
	TOTAL NET OPERATING EXPENSES	**157,114,741**	**70,153,948**	**51,862,703**	**481,549,289**	**328,095,186**	**275,617,028**	**1,364,392,895**
	UNIVERSITY TOTAL	**994,542,541**	**92,640,000**	**134,650,000**	**540,000,000**	**514,400,000**	**430,250,000**	**2,706,482,541**

REVENUE SUMMARY
2020-2021 GENERAL OPERATING BUDGET
UNIVERSITY OF NEBRASKA
EXCLUDING NCTA

UNIVERSITY TOTAL

		UNRESTRICTED	DESIGNATED AND/OR RESTRICTED					
ACCOUNT	**DESCRIPTION**	**STATE AND UNIVERSITY GENERATED**	**CASH**	**REVOLVING**	**FEDERAL**	**AUXILIARIES AND SERVICES**	**TRUST**	**TOTAL**
410000	State Appropriation	612,830,595	0	0	0	0	0	612,830,595
TOTAL STATE SUPPORT		**612,830,595**	**0**	**0**	**0**	**0**	**0**	**612,830,595**
420000	Federal Appropriation	6,201,594	0	0	0	0	0	6,201,594
450000	Sales and Services	0	0	0	5,324,046	0	0	5,324,046
460000	Restricted Revenue	0	0	0	500,354,809	0	0	500,354,809
461000	Federal Grants & Contract	0	0	0	1,456,145	0	0	1,456,145
490000	Other Revenues	0	0	0	32,865,000	0	0	32,865,000
TOTAL FEDERAL FUND		**6,201,594**	**0**	**0**	**540,000,000**	**0**	**0**	**546,201,594**
442100	Institutional Student Fee	0	0	4,802,237	0	0	0	4,802,237
442500	Student Transcript Fees	0	0	128,012	0	0	0	128,012
442810	Other Student Fees	0	0	33,534,332	0	12,841,127	0	46,375,459
450000	Sales and Services	0	0	120,745,106	0	487,325,527	0	608,070,633
459950	Sales & Services/Offset -	0	0	-24,683,762	0	-6,364,744	0	-31,048,506
460000	Restricted Revenue	0	0	0	0	515,918	0	515,918
461000	Federal Grants & Contract	0	0	119,075	0	13,500	0	132,575
464000	Private Gifts & Contracts	0	0	5,000	0	20,068,672	0	20,073,672
TOTAL REVOLVING FUND		**0**	**0**	**134,650,000**	**0**	**514,400,000**	**0**	**649,050,000**
442810	Other Student Fees	0	0	0	0	0	160,000	160,000
460000	Restricted Revenue	0	0	0	0	0	429,160,774	429,160,774
461000	Federal Grants & Contract	0	0	0	0	0	739,988	739,988
464000	Private Gifts & Contracts	0	0	0	0	0	189,238	189,238
TOTAL TRUST FUND		**0**	**0**	**0**	**0**	**0**	**430,250,000**	**430,250,000**
441100	Undergraduate Resident	202,009,445	0	0	0	0	0	202,009,445
441110	Undergraduate Nonresident	154,608,210	0	0	0	0	0	154,608,210
441120	Undergraduate Audit	3,811	0	0	0	0	0	3,811
441200	Graduate Resident	23,124,067	0	0	0	0	0	23,124,067
441210	Graduate Nonresident	42,663,455	0	0	0	0	0	42,663,455
441220	Graduate Audit	458	0	0	0	0	0	458
441300	Off-Campus Undergraduate	44,231,284	0	0	0	0	0	44,231,284
441320	Offutt Undergraduate	101,877	0	0	0	0	0	101,877
441600	Professional Resident	33,651,358	0	0	0	0	0	33,651,358
441610	Professional Nonresident	20,797,733	0	0	0	0	0	20,797,733
441995	Tuition Transfer Program	-6,797,365	0	0	0	0	0	-6,797,365
TOTAL GROSS TUITION		**514,394,333**	**0**	**0**	**0**	**0**	**0**	**514,394,333**
441001	Tuition Adjustments	-6,235,130	0	0	0	0	0	-6,235,130
441990	Tuition Remissions	-165,945,790	0	0	0	0	0	-165,945,790
441991	Tuition Remissions	13,391,302	0	0	0	0	0	13,391,302

REVENUE SUMMARY
2020-2021 GENERAL OPERATING BUDGET
UNIVERSITY OF NEBRASKA
EXCLUDING NCTA

UNIVERSITY TOTAL

		UNRESTRICTED	DESIGNATED AND/OR RESTRICTED					
ACCOUNT	**DESCRIPTION**	**STATE AND UNIVERSITY GENERATED**	**CASH**	**REVOLVING**	**FEDERAL**	**AUXILIARIES AND SERVICES**	**TRUST**	**TOTAL**
TOTAL TUITION OFFSETS		**-158,789,618**	**0**	**0**	**0**	**0**	**0**	**-158,789,618**
SUBTOTAL NET TUITION (CASH)		**355,604,715**	**0**	**0**	**0**	**0**	**0**	**355,604,715**
442100	Institutional Student Fee	703,827	0	0	0	0	0	703,827
442310	Application Fees - Gradua	282,729	0	0	0	0	0	282,729
442420	Change of Schedule Fees	981,081	0	0	0	0	0	981,081
442710	Graduation Processing Fee	36,600	0	0	0	0	0	36,600
442800	Late Payment Fees	829,797	0	0	0	0	0	829,797
442810	Other Student Fees	779,715	0	0	0	0	0	779,715
SUBTOTAL STUDENT FEES		**3,613,749**	**0**	**0**	**0**	**0**	**0**	**3,613,749**
430000	Invest Loan/Endowment	6,941,000	0	0	0	0	0	6,941,000
450000	Sales and Services	0	26,400,000	0	0	0	0	26,400,000
461900	Indirect Costs-Federal	2,965,000	66,240,000	0	0	0	0	69,205,000
490000	Other Revenues	15,090,101	0	0	0	0	0	15,090,101
490100	Misc Cash Income	268,000	0	0	0	0	0	268,000
490200	Misc Other Income	2,027,787	0	0	0	0	0	2,027,787
833428	U-Wide Debt Svc & Admin S	-11,000,000	0	0	0	0	0	-11,000,000
SUBTOTAL OTHER CASH		**16,291,888**	**92,640,000**	**0**	**0**	**0**	**0**	**112,545,637**
TOTAL CASH FUND		**375,510,352**	**92,640,000**	**0**	**0**	**0**	**0**	**468,150,352**
TOTAL REVENUE		**994,542,541**	**92,640,000**	**134,650,000**	**540,000,000**	**514,400,000**	**430,250,000**	**2,706,482,541**

EXPENDITURE SUMMARY
2020-2021 GENERAL OPERATING BUDGET
UNIVERSITY OF NEBRASKA - LINCOLN
INCLUDING IANR

CAMPUS TOTAL

		UNRESTRICTED	DESIGNATED AND/OR RESTRICTED					
ACCOUNT	**DESCRIPTION**	**STATE AND UNIVERSITY GENERATED**	**CASH**	**REVOLVING**	**FEDERAL**	**AUXILIARIES AND SERVICES**	**TRUST**	**TOTAL**
511000	FACULTY							
	Professor	65,874,401	0	903,634	560,900	176,986	3,127,649	70,643,570
	Associate Professor	42,451,320	6,647	965,979	560,083	104,387	678,776	44,767,192
	Assistant Professor	39,558,176	0	1,836,084	779,421	142,692	1,120,252	43,436,625
	Instructor	0	0	0	26,280	0	39,420	65,700
	Other	38,435,557	0	858,049	2,085,920	75,755	1,935,844	43,391,125
	SUBTOTAL FACULTY	**186,319,454**	**6,647**	**4,563,746**	**4,012,604**	**499,820**	**6,901,941**	**202,304,212**
512100	Other Administrators	23,123,497	998,781	768,161	110,581	23,156,742	791,084	48,948,846
512000	Chairpersons	7,420,878	0	16,458	0	0	863,139	8,300,475
513000	Managerial/Professional	60,236,219	2,554,728	21,713,994	4,635,191	42,786,224	9,837,403	141,763,759
514000	Clerical/Technical/Service	29,439,462	0	9,396,524	4,154,665	23,140,279	1,137,916	67,268,846
515000	Other Academic	16,925,659	0	2,157,602	595,485	614,335	451,694	20,744,775
516000	Student Wages	2,617,195	0	1,169,686	0	7,932,115	1,000	11,719,996
517000	Supplemental Salaries & Wages	17,877,870	0	214,068	0	869,937	0	18,961,875
	SUBTOTAL NONFACULTY	**157,640,780**	**3,553,509**	**35,436,493**	**9,495,922**	**98,499,632**	**13,082,236**	**317,708,572**
	SUBTOTAL SALARIES & WAGES	**343,960,234**	**3,560,156**	**40,000,239**	**13,508,526**	**98,999,452**	**19,984,177**	**520,012,784**
519100	Retirement Contribution	18,710,806	0	2,378,642	618,902	4,461,818	875,045	27,045,213
519200	FICA Contribution	18,783,047	0	3,044,574	934,349	5,050,605	1,066,866	28,879,441
519300	Health Insurance Contribution	36,073,910	0	7,216,909	2,263,533	11,611,127	2,477,638	59,643,117
519400	Life Insurance Contribution	262,092	0	44,291	14,191	64,952	17,671	403,197
519700	Unemployment Compensation	85,000	0	4,754	736	12,900	1,488	104,878
519800	Workers Compensation	931,438	0	143,140	20,957	513,894	57,686	1,667,115
	SUBTOTAL BENEFITS	**74,846,293**	**0**	**12,832,310**	**3,852,668**	**21,715,296**	**4,496,394**	**117,742,961**
	TOTAL PERSONAL SERVICES	**418,806,527**	**3,560,156**	**52,832,549**	**17,361,194**	**120,714,748**	**24,480,571**	**637,755,745**
521000	Operating Expense	6,641,373	22,339,844	10,215,140	222,634,106	187,325,022	120,519,429	569,674,914
529000	Utilities	25,235,869	0	3,600	0	765,531	0	26,005,000
530000	Supplies & Materials	39,329	0	185,000	0	0	0	224,329
540000	Travel	1,217,211	0	833,470	4,700	828,388	0	2,883,769
550000	Capital Outlay	3,024,985	3,600,000	6,580,241	0	1,220,236	0	14,425,462
560000	Government Aid	1,114,786	0	0	0	0	0	1,114,786
570000	Cost of Goods Sold	0	0	0	0	23,546,075	0	23,546,075
29.00		0	0	0	0	0	0	0
	TOTAL NET OPERATING EXPENSES	**37,273,553**	**25,939,844**	**17,817,451**	**222,638,806**	**213,685,252**	**120,519,429**	**637,874,335**
	CAMPUS TOTAL	**456,080,080**	**29,500,000**	**70,650,000**	**240,000,000**	**334,400,000**	**145,000,000**	**1,275,630,080**

REVENUE SUMMARY
2020-2021 GENERAL OPERATING BUDGET
UNIVERSITY OF NEBRASKA - LINCOLN
INCLUDING IANR

CAMPUS TOTAL

7/30/20 10:57:35AM

		UNRESTRICTED	DESIGNATED AND/OR RESTRICTED					
ACCOUNT	**DESCRIPTION**	**STATE AND UNIVERSITY GENERATED**	**CASH**	**REVOLVING**	**FEDERAL**	**AUXILIARIES AND SERVICES**	**TRUST**	**TOTAL**
410000	State Appropriation	263,494,690	0	0	0	0	0	263,494,690
TOTAL STATE SUPPORT		**263,494,690**	**0**	**0**	**0**	**0**	**0**	**263,494,690**
420000	Federal Appropriation	6,201,594	0	0	0	0	0	6,201,594
450000	Sales and Services	0	0	0	5,324,046	0	0	5,324,046
460000	Restricted Revenue	0	0	0	234,675,954	0	0	234,675,954
TOTAL FEDERAL FUND		**6,201,594**	**0**	**0**	**240,000,000**	**0**	**0**	**246,201,594**
442810	Other Student Fees	0	0	4,731,503	0	6,000,000	0	10,731,503
450000	Sales and Services	0	0	90,602,259	0	311,660,337	0	402,262,596
459950	Sales & Services/Offset -	0	0	-24,683,762	0	-550,337	0	-25,234,099
464000	Private Gifts & Contracts	0	0	0	0	17,290,000	0	17,290,000
TOTAL REVOLVING FUND		**0**	**0**	**70,650,000**	**0**	**334,400,000**	**0**	**405,050,000**
460000	Restricted Revenue	0	0	0	0	0	145,000,000	145,000,000
TOTAL TRUST FUND		**0**	**0**	**0**	**0**	**0**	**145,000,000**	**145,000,000**
441100	Undergraduate Resident	111,166,684	0	0	0	0	0	111,166,684
441110	Undergraduate Nonresident	132,215,800	0	0	0	0	0	132,215,800
441200	Graduate Resident	7,714,577	0	0	0	0	0	7,714,577
441210	Graduate Nonresident	29,106,743	0	0	0	0	0	29,106,743
441600	Professional Resident	3,111,658	0	0	0	0	0	3,111,658
441610	Professional Nonresident	4,895,882	0	0	0	0	0	4,895,882
TOTAL GROSS TUITION		**288,211,344**	**0**	**0**	**0**	**0**	**0**	**288,211,344**
441001	Tuition Adjustments	-2,672,249	0	0	0	0	0	-2,672,249
441990	Tuition Remissions	-114,894,762	0	0	0	0	0	-114,894,762
441991	Tuition Remissions	11,795,194	0	0	0	0	0	11,795,194
TOTAL TUITION OFFSETS		**-105,771,817**	**0**	**0**	**0**	**0**	**0**	**-105,771,817**
SUBTOTAL NET TUITION (CASH)		**182,439,527**	**0**	**0**	**0**	**0**	**0**	**182,439,527**
442100	Institutional Student Fee	278,291	0	0	0	0	0	278,291
442310	Application Fees - Gradua	160,954	0	0	0	0	0	160,954
442420	Change of Schedule Fees	981,081	0	0	0	0	0	981,081
442800	Late Payment Fees	305,997	0	0	0	0	0	305,997
442810	Other Student Fees	629,715	0	0	0	0	0	629,715
SUBTOTAL STUDENT FEES		**2,356,038**	**0**	**0**	**0**	**0**	**0**	**2,356,038**
430000	Invest Loan/Endowment	2,800,000	0	0	0	0	0	2,800,000
461900	Indirect Costs-Federal	700,000	29,500,000	0	0	0	0	30,200,000
490000	Other Revenues	3,790,101	0	0	0	0	0	3,790,101
490100	Misc Cash Income	200,000	0	0	0	0	0	200,000
490200	Misc Other Income	7,357	0	0	0	0	0	7,357
833428	U-Wide Debt Svc & Admin S	-5,909,227	0	0	0	0	0	-5,909,227
SUBTOTAL OTHER CASH		**1,588,231**	**29,500,000**	**0**	**0**	**0**	**0**	**33,444,269**

REVENUE SUMMARY
2020-2021 GENERAL OPERATING BUDGET
UNIVERSITY OF NEBRASKA - LINCOLN
INCLUDING IANR

CAMPUS TOTAL

7/30/20 10:57:35AM

ACCOUNT	DESCRIPTION	UNRESTRICTED STATE AND UNIVERSITY GENERATED	DESIGNATED AND/OR RESTRICTED CASH	REVOLVING	FEDERAL	AUXILIARIES AND SERVICES	TRUST	TOTAL
TOTAL CASH FUND		186,383,796	29,500,000	0	0	0	0	215,883,796
TOTAL REVENUE		456,080,080	29,500,000	70,650,000	240,000,000	334,400,000	145,000,000	1,275,630,080

EXPENDITURE SUMMARY
2020-2021 GENERAL OPERATING BUDGET
UNIVERSITY OF NEBRASKA - LINCOLN
EXCLUDING IANR AND NCTA

CAMPUS TOTAL

		UNRESTRICTED	DESIGNATED AND/OR RESTRICTED					
ACCOUNT	**DESCRIPTION**	**STATE AND UNIVERSITY GENERATED**	**CASH**	**REVOLVING**	**FEDERAL**	**AUXILIARIES AND SERVICES**	**TRUST**	**TOTAL**
511000	FACULTY							
	Professor	43,129,057	0	433,151	174,910	94,624	2,016,717	45,848,459
	Associate Professor	27,895,907	6,647	542,626	195,446	104,387	362,709	29,107,722
	Assistant Professor	27,779,723	0	732,902	202,026	142,692	470,412	29,327,755
	Instructor	0	0	0	26,280	0	39,420	65,700
	Other	21,237,991	0	805,370	203,848	168,968	161,029	22,577,206
	SUBTOTAL FACULTY	**120,042,678**	**6,647**	**2,514,049**	**802,510**	**510,671**	**3,050,287**	**126,926,842**
512100	Other Administrators	18,248,579	998,781	768,161	79,343	23,156,742	791,084	44,042,690
512000	Chairpersons	3,808,856	0	0	0	0	12,000	3,820,856
513000	Managerial/Professional	44,482,802	2,554,728	13,940,383	2,710,501	41,790,288	7,318,848	112,797,550
514000	Clerical/Technical/Service	24,269,158	0	6,815,195	243,819	22,901,849	754,943	54,984,964
515000	Other Academic	12,664,871	0	534,936	0	614,335	48,195	13,862,337
516000	Student Wages	1,746,080	0	796,751	0	7,891,165	1,000	10,434,996
517000	Supplemental Salaries & Wages	17,877,870	0	189,068	0	869,937	0	18,936,875
	SUBTOTAL NONFACULTY	**123,098,216**	**3,553,509**	**23,044,494**	**3,033,663**	**97,224,316**	**8,926,070**	**258,880,268**
	SUBTOTAL SALARIES & WAGES	**243,140,894**	**3,560,156**	**25,558,543**	**3,836,173**	**97,734,987**	**11,976,357**	**385,807,110**
519100	Retirement Contribution	12,208,916	0	1,714,325	270,694	4,379,627	594,766	19,168,328
519200	FICA Contribution	13,076,008	0	2,120,305	363,679	4,960,829	690,498	21,211,319
519300	Health Insurance Contribution	24,665,072	0	4,227,471	541,852	11,382,258	1,372,558	42,189,211
519400	Life Insurance Contribution	175,617	0	29,843	4,516	63,688	9,660	283,324
519700	Unemployment Compensation	85,000	0	4,754	736	12,900	1,488	104,878
519800	Workers Compensation	647,201	0	143,140	20,957	513,894	57,686	1,382,878
	SUBTOTAL BENEFITS	**50,857,814**	**0**	**8,239,838**	**1,202,434**	**21,313,196**	**2,726,656**	**84,339,938**
	TOTAL PERSONAL SERVICES	**293,998,708**	**3,560,156**	**33,798,381**	**5,038,607**	**119,048,183**	**14,703,013**	**470,147,048**
521000	Operating Expense	-3,923,584	22,339,844	3,596,685	196,961,393	184,351,087	98,296,987	501,622,412
529000	Utilities	24,452,845	0	0	0	765,531	0	25,218,376
530000	Supplies & Materials	0	0	185,000	0	0	0	185,000
540000	Travel	455,842	0	373,209	0	748,888	0	1,577,939
550000	Capital Outlay	2,983,008	2,000,000	4,696,725	0	1,140,236	0	10,819,969
560000	Government Aid	1,114,786	0	0	0	0	0	1,114,786
570000	Cost of Goods Sold	0	0	0	0	23,546,075	0	23,546,075
29.00		0	0	0	0	0	0	0
	TOTAL NET OPERATING EXPENSES	**25,082,897**	**24,339,844**	**8,851,619**	**196,961,393**	**210,551,817**	**98,296,987**	**564,084,557**
	CAMPUS TOTAL	**319,081,605**	**27,900,000**	**42,650,000**	**202,000,000**	**329,600,000**	**113,000,000**	**1,034,231,605**

REVENUE SUMMARY
2020-2021 GENERAL OPERATING BUDGET
UNIVERSITY OF NEBRASKA - LINCOLN
EXCLUDING IANR AND NCTA

CAMPUS TOTAL

7/30/20 10:59:16AM

		UNRESTRICTED	DESIGNATED AND/OR RESTRICTED					
ACCOUNT	**DESCRIPTION**	**STATE AND UNIVERSITY GENERATED**	**CASH**	**REVOLVING**	**FEDERAL**	**AUXILIARIES AND SERVICES**	**TRUST**	**TOTAL**
410000	State Appropriation	158,667,130	0	0	0	0	0	158,667,130
TOTAL STATE SUPPORT		**158,667,130**	**0**	**0**	**0**	**0**	**0**	**158,667,130**
460000	Restricted Revenue	0	0	0	202,000,000	0	0	202,000,000
TOTAL FEDERAL FUND		**0**	**0**	**0**	**202,000,000**	**0**	**0**	**202,000,000**
442810	Other Student Fees	0	0	4,731,503	0	6,000,000	0	10,731,503
450000	Sales and Services	0	0	37,918,497	0	306,310,000	0	344,228,497
464000	Private Gifts & Contracts	0	0	0	0	17,290,000	0	17,290,000
TOTAL REVOLVING FUND		**0**	**0**	**42,650,000**	**0**	**329,600,000**	**0**	**372,250,000**
460000	Restricted Revenue	0	0	0	0	0	113,000,000	113,000,000
TOTAL TRUST FUND		**0**	**0**	**0**	**0**	**0**	**113,000,000**	**113,000,000**
441100	Undergraduate Resident	98,133,035	0	0	0	0	0	98,133,035
441110	Undergraduate Nonresident	115,554,076	0	0	0	0	0	115,554,076
441200	Graduate Resident	6,300,062	0	0	0	0	0	6,300,062
441210	Graduate Nonresident	21,646,086	0	0	0	0	0	21,646,086
441600	Professional Resident	3,111,658	0	0	0	0	0	3,111,658
441610	Professional Nonresident	4,895,882	0	0	0	0	0	4,895,882
TOTAL GROSS TUITION		**249,640,799**	**0**	**0**	**0**	**0**	**0**	**249,640,799**
441001	Tuition Adjustments	-2,128,666	0	0	0	0	0	-2,128,666
441990	Tuition Remissions	-103,305,743	0	0	0	0	0	-103,305,743
441991	Tuition Remissions	11,795,194	0	0	0	0	0	11,795,194
TOTAL TUITION OFFSETS		**-93,639,215**	**0**	**0**	**0**	**0**	**0**	**-93,639,215**
SUBTOTAL NET TUITION (CASH)		**156,001,584**	**0**	**0**	**0**	**0**	**0**	**156,001,584**
442100	Institutional Student Fee	278,291	0	0	0	0	0	278,291
442310	Application Fees - Gradua	160,954	0	0	0	0	0	160,954
442420	Change of Schedule Fees	981,081	0	0	0	0	0	981,081
442800	Late Payment Fees	305,997	0	0	0	0	0	305,997
442810	Other Student Fees	629,715	0	0	0	0	0	629,715
SUBTOTAL STUDENT FEES		**2,356,038**	**0**	**0**	**0**	**0**	**0**	**2,356,038**
430000	Invest Loan/Endowment	2,800,000	0	0	0	0	0	2,800,000
461900	Indirect Costs-Federal	700,000	27,900,000	0	0	0	0	28,600,000
490000	Other Revenues	3,790,101	0	0	0	0	0	3,790,101
490100	Misc Cash Income	200,000	0	0	0	0	0	200,000
490200	Misc Other Income	7,357	0	0	0	0	0	7,357
833428	U-Wide Debt Svc & Admin S	-5,440,605	0	0	0	0	0	-5,440,605
SUBTOTAL OTHER CASH		**2,056,853**	**27,900,000**	**0**	**0**	**0**	**0**	**32,312,891**
TOTAL CASH FUND		**160,414,475**	**27,900,000**	**0**	**0**	**0**	**0**	**188,314,475**
TOTAL REVENUE		**319,081,605**	**27,900,000**	**42,650,000**	**202,000,000**	**329,600,000**	**113,000,000**	**1,034,231,605**

EXPENDITURE SUMMARY
2020-2021 GENERAL OPERATING BUDGET
UNIVERSITY OF NEBRASKA - LINCOLN
EXCLUDING IANR AND NCTA

SUBPROGRAM #/NAME 01 Academic Affairs

		UNRESTRICTED	DESIGNATED AND/OR RESTRICTED					
ACCOUNT	**DESCRIPTION**	**STATE AND UNIVERSITY GENERATED**	**CASH**	**REVOLVING**	**FEDERAL**	**AUXILIARIES AND SERVICES**	**TRUST**	**TOTAL**
511000 FACULTY								
	Professor	434,000	0	0	0	0	0	434,000
	Associate Professor	0	0	77,260	6,617	0	0	83,877
	Assistant Professor	102,950	0	0	0	42,758	0	145,708
	Other	9,309,004	0	0	9,926	20,708	0	9,339,638
	SUBTOTAL FACULTY	**9,845,954**	**0**	**77,260**	**16,543**	**63,466**	**0**	**10,003,223**
512100	Other Administrators	3,398,736	0	0	0	21,502	0	3,420,238
512000	Chairpersons	133,500	0	0	0	0	0	133,500
513000	Managerial/Professional	4,319,920	0	1,368,452	61,905	83,104	419,892	6,253,273
514000	Clerical/Technical/Service	257,531	0	80,193	21,984	0	37,520	397,228
515000	Other Academic	476,289	0	0	0	65,749	0	542,038
516000	Student Wages	62,437	0	0	0	21,916	0	84,353
	SUBTOTAL NONFACULTY	**8,648,413**	**0**	**1,448,645**	**83,889**	**192,271**	**457,412**	**10,830,630**
	SUBTOTAL SALARIES & WAGES	**18,494,367**	**0**	**1,525,905**	**100,432**	**255,737**	**457,412**	**20,833,853**
519100	Retirement Contribution	528,664	0	117,183	2,331	6,565	29,798	684,541
519200	FICA Contribution	507,342	0	132,149	7,226	6,695	28,627	682,039
519300	Health Insurance Contribution	926,566	0	248,255	8,969	10,598	61,335	1,255,723
519400	Life Insurance Contribution	6,930	0	1,877	94	97	403	9,401
519700	Unemployment Compensation	0	0	285	14	14	67	380
519800	Workers Compensation	0	0	8,602	419	715	2,594	12,330
	SUBTOTAL BENEFITS	**1,969,502**	**0**	**508,351**	**19,053**	**24,684**	**122,824**	**2,644,414**
	TOTAL PERSONAL SERVICES	**20,463,869**	**0**	**2,034,256**	**119,485**	**280,421**	**580,236**	**23,478,267**
521000	Operating Expense	-10,562,606	0	0	0	38,160	0	-10,524,446
540000	Travel	10,249	0	0	0	0	0	10,249
560000	Government Aid	675,000	0	0	0	0	0	675,000
	TOTAL NET OPERATING EXPENSES	**-9,877,357**	**0**	**0**	**0**	**38,160**	**0**	**-9,839,197**
	SUB PROGRAM TOTAL	**10,586,512**	**0**	**2,034,256**	**119,485**	**318,581**	**580,236**	**13,639,070**

EXPENDITURE SUMMARY
2020-2021 GENERAL OPERATING BUDGET
UNIVERSITY OF NEBRASKA - LINCOLN
EXCLUDING IANR AND NCTA

SUBPROGRAM #/NAME 02 College of Architecture

		UNRESTRICTED	DESIGNATED AND/OR RESTRICTED					
ACCOUNT	**DESCRIPTION**	**STATE AND UNIVERSITY GENERATED**	**CASH**	**REVOLVING**	**FEDERAL**	**AUXILIARIES AND SERVICES**	**TRUST**	**TOTAL**
511000 FACULTY								
	Professor	391,071	0	0	0	0	35,000	426,071
	Associate Professor	916,752	0	0	0	0	0	916,752
	Assistant Professor	477,017	0	0	0	0	0	477,017
	Other	655,178	0	0	0	0	0	655,178
	SUBTOTAL FACULTY	**2,440,018**	**0**	**0**	**0**	**0**	**35,000**	**2,475,018**
512100	Other Administrators	629,462	0	0	0	0	0	629,462
513000	Managerial/Professional	399,000	0	0	0	0	26,343	425,343
514000	Clerical/Technical/Service	68,114	0	0	0	0	0	68,114
515000	Other Academic	258,206	0	0	0	0	0	258,206
516000	Student Wages	25,814	0	0	0	16,000	0	41,814
	SUBTOTAL NONFACULTY	**1,380,596**	**0**	**0**	**0**	**16,000**	**26,343**	**1,422,939**
	SUBTOTAL SALARIES & WAGES	**3,820,614**	**0**	**0**	**0**	**16,000**	**61,343**	**3,897,957**
519100	Retirement Contribution	193,611	0	0	0	0	182	193,793
519200	FICA Contribution	187,001	0	0	0	5	264	187,270
519300	Health Insurance Contribution	409,451	0	0	0	0	248	409,699
519400	Life Insurance Contribution	2,565	0	0	0	0	3	2,568
519800	Workers Compensation	0	0	0	0	93	14	107
	SUBTOTAL BENEFITS	**792,628**	**0**	**0**	**0**	**98**	**711**	**793,437**
	TOTAL PERSONAL SERVICES	**4,613,242**	**0**	**0**	**0**	**16,098**	**62,054**	**4,691,394**
521000	Operating Expense	167,899	0	68,400	0	73,000	0	309,299
540000	Travel	0	0	10,000	0	0	0	10,000
	TOTAL NET OPERATING EXPENSES	**167,899**	**0**	**78,400**	**0**	**73,000**	**0**	**319,299**
	SUB PROGRAM TOTAL	**4,781,141**	**0**	**78,400**	**0**	**89,098**	**62,054**	**5,010,693**

EXPENDITURE SUMMARY
2020-2021 GENERAL OPERATING BUDGET
UNIVERSITY OF NEBRASKA - LINCOLN
EXCLUDING IANR AND NCTA

SUBPROGRAM #/NAME 05 College of Arts and Sciences

		UNRESTRICTED	DESIGNATED AND/OR RESTRICTED					
ACCOUNT	**DESCRIPTION**	**STATE AND UNIVERSITY GENERATED**	**CASH**	**REVOLVING**	**FEDERAL**	**AUXILIARIES AND SERVICES**	**TRUST**	**TOTAL**
511000 FACULTY								
	Professor	18,597,435	0	0	59,323	0	525,614	19,182,372
	Associate Professor	10,292,132	0	3,856	95,047	0	84,371	10,475,406
	Assistant Professor	6,513,894	0	51,500	131,758	0	206,257	6,903,409
	Other	2,877,219	0	180,580	193,922	0	0	3,251,721
	SUBTOTAL FACULTY	**38,280,680**	**0**	**235,936**	**480,050**	**0**	**816,242**	**39,812,908**
512100	Other Administrators	1,459,041	0	84,716	0	0	283,125	1,826,882
512000	Chairpersons	1,747,492	0	0	0	0	0	1,747,492
513000	Managerial/Professional	4,203,120	0	1,462,874	1,075,019	0	2,095,435	8,836,448
514000	Clerical/Technical/Service	1,947,267	0	470,958	24,125	0	156,354	2,598,704
515000	Other Academic	6,642,753	0	431,019	0	0	0	7,073,772
516000	Student Wages	160,130	0	167,282	0	0	0	327,412
	SUBTOTAL NONFACULTY	**16,159,803**	**0**	**2,616,849**	**1,099,144**	**0**	**2,534,914**	**22,410,710**
	SUBTOTAL SALARIES & WAGES	**54,440,483**	**0**	**2,852,785**	**1,579,194**	**0**	**3,351,156**	**62,223,618**
519100	Retirement Contribution	3,174,729	0	155,609	135,584	0	188,714	3,654,636
519200	FICA Contribution	2,996,208	0	218,696	161,106	0	215,064	3,591,074
519300	Health Insurance Contribution	5,475,249	0	334,798	258,900	0	479,386	6,548,333
519400	Life Insurance Contribution	39,985	0	2,830	2,119	0	3,091	48,025
519700	Unemployment Compensation	0	0	488	309	0	478	1,275
519800	Workers Compensation	0	0	16,242	8,890	0	17,078	42,210
	SUBTOTAL BENEFITS	**11,686,171**	**0**	**728,663**	**566,908**	**0**	**903,811**	**13,885,553**
	TOTAL PERSONAL SERVICES	**66,126,654**	**0**	**3,581,448**	**2,146,102**	**0**	**4,254,967**	**76,109,171**
521000	Operating Expense	3,948,434	0	796,319	0	53,816	0	4,798,569
540000	Travel	51,604	0	69,641	0	5,000	0	126,245
550000	Capital Outlay	93,500	0	952	0	0	0	94,452
	TOTAL NET OPERATING EXPENSES	**4,093,538**	**0**	**866,912**	**0**	**58,816**	**0**	**5,019,266**
	SUB PROGRAM TOTAL	**70,220,192**	**0**	**4,448,360**	**2,146,102**	**58,816**	**4,254,967**	**81,128,437**

EXPENDITURE SUMMARY
2020-2021 GENERAL OPERATING BUDGET
UNIVERSITY OF NEBRASKA - LINCOLN
EXCLUDING IANR AND NCTA

SUBPROGRAM #/NAME 06 College of Business Administration

		UNRESTRICTED	DESIGNATED AND/OR RESTRICTED					
ACCOUNT	**DESCRIPTION**	**STATE AND UNIVERSITY GENERATED**	**CASH**	**REVOLVING**	**FEDERAL**	**AUXILIARIES AND SERVICES**	**TRUST**	**TOTAL**
511000 FACULTY								
	Professor	3,230,173	0	0	0	0	409,614	3,639,787
	Associate Professor	4,078,291	0	0	0	0	0	4,078,291
	Assistant Professor	9,488,760	0	0	0	0	113,000	9,601,760
	Other	1,392,050	0	0	0	0	25,000	1,417,050
	SUBTOTAL FACULTY	**18,189,274**	**0**	**0**	**0**	**0**	**547,614**	**18,736,888**
512100	Other Administrators	2,300,050	0	0	0	0	251,150	2,551,200
512000	Chairpersons	572,906	0	0	0	0	0	572,906
513000	Managerial/Professional	2,718,522	0	189,206	0	0	226,020	3,133,748
514000	Clerical/Technical/Service	233,202	0	24,915	0	0	14,467	272,584
515000	Other Academic	622,608	0	0	0	0	0	622,608
516000	Student Wages	122,401	0	19,750	0	0	0	142,151
	SUBTOTAL NONFACULTY	**6,569,689**	**0**	**233,871**	**0**	**0**	**491,637**	**7,295,197**
	SUBTOTAL SALARIES & WAGES	**24,758,963**	**0**	**233,871**	**0**	**0**	**1,039,251**	**26,032,085**
519100	Retirement Contribution	1,079,593	0	17,977	0	0	13,061	1,110,631
519200	FICA Contribution	786,104	0	20,439	0	0	38,905	845,448
519300	Health Insurance Contribution	1,076,771	0	16,317	0	0	31,892	1,124,980
519400	Life Insurance Contribution	9,657	0	285	0	0	427	10,369
519700	Unemployment Compensation	0	0	51	0	0	90	141
519800	Workers Compensation	0	0	1,319	0	0	3,195	4,514
	SUBTOTAL BENEFITS	**2,952,125**	**0**	**56,388**	**0**	**0**	**87,570**	**3,096,083**
	TOTAL PERSONAL SERVICES	**27,711,088**	**0**	**290,259**	**0**	**0**	**1,126,821**	**29,128,168**
521000	Operating Expense	3,936,170	0	526,238	0	450,000	0	4,912,408
530000	Supplies & Materials	0	0	185,000	0	0	0	185,000
540000	Travel	27,762	0	10,000	0	0	0	37,762
550000	Capital Outlay	28,565	0	0	0	0	0	28,565
	TOTAL NET OPERATING EXPENSES	**3,992,497**	**0**	**721,238**	**0**	**450,000**	**0**	**5,163,735**
	SUB PROGRAM TOTAL	**31,703,585**	**0**	**1,011,497**	**0**	**450,000**	**1,126,821**	**34,291,903**

EXPENDITURE SUMMARY
2020-2021 GENERAL OPERATING BUDGET
UNIVERSITY OF NEBRASKA - LINCOLN
EXCLUDING IANR AND NCTA

SUBPROGRAM #/NAME 07 College of Fine and Performing Arts

		UNRESTRICTED	DESIGNATED AND/OR RESTRICTED					
ACCOUNT	**DESCRIPTION**	**STATE AND UNIVERSITY GENERATED**	**CASH**	**REVOLVING**	**FEDERAL**	**AUXILIARIES AND SERVICES**	**TRUST**	**TOTAL**
511000 FACULTY								
	Professor	3,069,281	0	0	0	0	82,000	3,151,281
	Associate Professor	1,605,238	0	0	0	0	0	1,605,238
	Assistant Professor	1,135,416	0	0	0	0	0	1,135,416
	Other	811,979	0	0	0	0	0	811,979
	SUBTOTAL FACULTY	**6,621,914**	**0**	**0**	**0**	**0**	**82,000**	**6,703,914**
512100	Other Administrators	1,170,388	0	0	0	0	21,000	1,191,388
512000	Chairpersons	156,550	0	0	0	0	12,000	168,550
513000	Managerial/Professional	1,001,096	0	0	0	84,654	82,285	1,168,035
514000	Clerical/Technical/Service	378,030	0	48,036	0	43,234	48,769	518,069
515000	Other Academic	872,020	0	0	0	0	0	872,020
516000	Student Wages	36,834	0	79,087	0	60,000	0	175,921
	SUBTOTAL NONFACULTY	**3,614,918**	**0**	**127,123**	**0**	**187,888**	**164,054**	**4,093,983**
	SUBTOTAL SALARIES & WAGES	**10,236,832**	**0**	**127,123**	**0**	**187,888**	**246,054**	**10,797,897**
519100	Retirement Contribution	634,171	0	4,417	0	4,723	10,428	653,739
519200	FICA Contribution	657,231	0	4,980	0	8,263	11,114	681,588
519300	Health Insurance Contribution	1,265,297	0	10,285	0	14,557	21,056	1,311,195
519400	Life Insurance Contribution	8,967	0	55	0	103	132	9,257
519700	Unemployment Compensation	0	0	13	0	34	18	65
519800	Workers Compensation	0	0	373	0	1,276	780	2,429
	SUBTOTAL BENEFITS	**2,565,666**	**0**	**20,123**	**0**	**28,956**	**43,528**	**2,658,273**
	TOTAL PERSONAL SERVICES	**12,802,498**	**0**	**147,246**	**0**	**216,844**	**289,582**	**13,456,170**
521000	Operating Expense	498,760	0	355,196	0	26,567	211,000	1,091,523
540000	Travel	0	0	18,000	0	0	0	18,000
	TOTAL NET OPERATING EXPENSES	**498,760**	**0**	**373,196**	**0**	**26,567**	**211,000**	**1,109,523**
	SUB PROGRAM TOTAL	**13,301,258**	**0**	**520,442**	**0**	**243,411**	**500,582**	**14,565,693**

EXPENDITURE SUMMARY
2020-2021 GENERAL OPERATING BUDGET
UNIVERSITY OF NEBRASKA - LINCOLN
EXCLUDING IANR AND NCTA

SUBPROGRAM #/NAME 11 College of Engineering and Technology

		UNRESTRICTED	DESIGNATED AND/OR RESTRICTED					
ACCOUNT	**DESCRIPTION**	**STATE AND UNIVERSITY GENERATED**	**CASH**	**REVOLVING**	**FEDERAL**	**AUXILIARIES AND SERVICES**	**TRUST**	**TOTAL**
511000 FACULTY								
	Professor	8,215,890	0	133,587	22,582	0	255,200	8,627,259
	Associate Professor	4,568,836	0	104,388	0	0	0	4,673,224
	Assistant Professor	5,287,072	0	92,000	0	0	0	5,379,072
	Other	4,025,370	0	0	0	0	10,000	4,035,370
	SUBTOTAL FACULTY	**22,097,168**	**0**	**329,975**	**22,582**	**0**	**265,200**	**22,714,925**
512100	Other Administrators	1,966,040	0	13,620	0	0	20,000	1,999,660
512000	Chairpersons	620,292	0	0	0	0	0	620,292
513000	Managerial/Professional	4,435,855	0	737,459	61,248	0	134,360	5,368,922
514000	Clerical/Technical/Service	1,393,440	0	508,873	0	0	33,664	1,935,977
515000	Other Academic	1,760,288	0	0	0	0	0	1,760,288
516000	Student Wages	152,000	0	5,879	0	0	0	157,879
	SUBTOTAL NONFACULTY	**10,327,915**	**0**	**1,265,831**	**61,248**	**0**	**188,024**	**11,843,018**
	SUBTOTAL SALARIES & WAGES	**32,425,083**	**0**	**1,595,806**	**83,830**	**0**	**453,224**	**34,557,943**
519100	Retirement Contribution	1,513,816	0	102,139	4,595	0	12,262	1,632,812
519200	FICA Contribution	1,381,362	0	118,421	5,868	0	12,334	1,517,985
519300	Health Insurance Contribution	2,304,840	0	194,130	2,563	0	26,248	2,527,781
519400	Life Insurance Contribution	18,030	0	1,581	49	0	175	19,835
519700	Unemployment Compensation	0	0	254	9	0	22	285
519800	Workers Compensation	0	0	9,031	485	0	1,149	10,665
	SUBTOTAL BENEFITS	**5,218,048**	**0**	**425,556**	**13,569**	**0**	**52,190**	**5,709,363**
	TOTAL PERSONAL SERVICES	**37,643,131**	**0**	**2,021,362**	**97,399**	**0**	**505,414**	**40,267,306**
521000	Operating Expense	1,155,030	0	246,475	0	0	0	1,401,505
540000	Travel	77,374	0	0	0	0	0	77,374
550000	Capital Outlay	52,201	0	26,500	0	0	0	78,701
560000	Government Aid	439,786	0	0	0	0	0	439,786
	TOTAL NET OPERATING EXPENSES	**1,724,391**	**0**	**272,975**	**0**	**0**	**0**	**1,997,366**
	SUB PROGRAM TOTAL	**39,367,522**	**0**	**2,294,337**	**97,399**	**0**	**505,414**	**42,264,672**

EXPENDITURE SUMMARY
2020-2021 GENERAL OPERATING BUDGET
UNIVERSITY OF NEBRASKA - LINCOLN
EXCLUDING IANR AND NCTA

SUBPROGRAM #/NAME 12 Research

		UNRESTRICTED	DESIGNATED AND/OR RESTRICTED					
ACCOUNT	**DESCRIPTION**	**STATE AND UNIVERSITY GENERATED**	**CASH**	**REVOLVING**	**FEDERAL**	**AUXILIARIES AND SERVICES**	**TRUST**	**TOTAL**
	Associate Professor	96,165	6,647	0	0	0	0	102,812
	Assistant Professor	124,612	0	0	0	0	0	124,612
	Other	0	0	0	0	0	44,396	44,396
	SUBTOTAL FACULTY	**220,777**	**6,647**	**0**	**0**	**0**	**44,396**	**271,820**
512100	Other Administrators	555,209	998,781	0	0	0	37,990	1,591,980
513000	Managerial/Professional	1,527,181	2,554,728	359,173	186,177	0	349,727	4,976,986
514000	Clerical/Technical/Service	157,547	0	325,601	86,506	0	95,088	664,742
	SUBTOTAL NONFACULTY	**2,239,937**	**3,553,509**	**684,774**	**272,683**	**0**	**482,805**	**7,233,708**
	SUBTOTAL SALARIES & WAGES	**2,460,714**	**3,560,156**	**684,774**	**272,683**	**0**	**527,201**	**7,505,528**
519100	Retirement Contribution	159,621	0	30,563	13,448	0	24,339	227,971
519200	FICA Contribution	131,550	0	59,094	19,209	0	27,898	237,751
519300	Health Insurance Contribution	351,661	0	122,946	27,923	0	62,399	564,929
519400	Life Insurance Contribution	1,935	0	841	221	0	352	3,349
519700	Unemployment Compensation	0	0	136	40	0	58	234
519800	Workers Compensation	0	0	3,893	1,317	0	2,562	7,772
	SUBTOTAL BENEFITS	**644,767**	**0**	**217,473**	**62,158**	**0**	**117,608**	**1,042,006**
	TOTAL PERSONAL SERVICES	**3,105,481**	**3,560,156**	**902,247**	**334,841**	**0**	**644,809**	**8,547,534**
521000	Operating Expense	-99,087	0	0	0	0	0	-99,087
	TOTAL NET OPERATING EXPENSES	**-99,087**	**0**	**0**	**0**	**0**	**0**	**-99,087**
	SUB PROGRAM TOTAL	**3,006,394**	**3,560,156**	**902,247**	**334,841**	**0**	**644,809**	**8,448,447**

EXPENDITURE SUMMARY
2020-2021 GENERAL OPERATING BUDGET
UNIVERSITY OF NEBRASKA - LINCOLN
EXCLUDING IANR AND NCTA

SUBPROGRAM #/NAME 14 College of Journalism and Mass Communication

		UNRESTRICTED	DESIGNATED AND/OR RESTRICTED					
ACCOUNT	**DESCRIPTION**	**STATE AND UNIVERSITY GENERATED**	**CASH**	**REVOLVING**	**FEDERAL**	**AUXILIARIES AND SERVICES**	**TRUST**	**TOTAL**
511000 FACULTY								
	Professor	1,002,496	0	0	0	0	75,000	1,077,496
	Associate Professor	951,709	0	0	0	0	0	951,709
	Assistant Professor	1,072,552	0	0	0	0	0	1,072,552
	Other	113,969	0	0	0	0	0	113,969
	SUBTOTAL FACULTY	**3,140,726**	**0**	**0**	**0**	**0**	**75,000**	**3,215,726**
512100	Other Administrators	334,345	0	0	0	0	0	334,345
512000	Chairpersons	5,000	0	0	0	0	0	5,000
513000	Managerial/Professional	451,384	0	0	0	0	0	451,384
514000	Clerical/Technical/Service	111,282	0	0	0	0	0	111,282
515000	Other Academic	76,831	0	0	0	0	0	76,831
516000	Student Wages	67,864	0	0	0	0	0	67,864
517000	Supplemental Salaries & Wages	554	0	0	0	0	0	554
	SUBTOTAL NONFACULTY	**1,047,260**	**0**	**0**	**0**	**0**	**0**	**1,047,260**
	SUBTOTAL SALARIES & WAGES	**4,187,986**	**0**	**0**	**0**	**0**	**75,000**	**4,262,986**
519100	Retirement Contribution	276,450	0	0	0	0	0	276,450
519200	FICA Contribution	279,483	0	0	0	0	0	279,483
519300	Health Insurance Contribution	442,703	0	0	0	0	0	442,703
519400	Life Insurance Contribution	3,691	0	0	0	0	0	3,691
	SUBTOTAL BENEFITS	**1,002,327**	**0**	**0**	**0**	**0**	**0**	**1,002,327**
	TOTAL PERSONAL SERVICES	**5,190,313**	**0**	**0**	**0**	**0**	**75,000**	**5,265,313**
521000	Operating Expense	573,167	0	0	0	0	0	573,167
540000	Travel	12,000	0	0	0	0	0	12,000
	TOTAL NET OPERATING EXPENSES	**585,167**	**0**	**0**	**0**	**0**	**0**	**585,167**
	SUB PROGRAM TOTAL	**5,775,480**	**0**	**0**	**0**	**0**	**75,000**	**5,850,480**

EXPENDITURE SUMMARY
2020-2021 GENERAL OPERATING BUDGET
UNIVERSITY OF NEBRASKA - LINCOLN
EXCLUDING IANR AND NCTA

SUBPROGRAM #/NAME 15 College of Law

		UNRESTRICTED	DESIGNATED AND/OR RESTRICTED					
ACCOUNT	**DESCRIPTION**	**STATE AND UNIVERSITY GENERATED**	**CASH**	**REVOLVING**	**FEDERAL**	**AUXILIARIES AND SERVICES**	**TRUST**	**TOTAL**
511000	FACULTY							
	Professor	3,548,039	0	0	0	0	195,955	3,743,994
	Associate Professor	1,037,554	0	0	0	0	0	1,037,554
	Assistant Professor	474,172	0	0	0	0	0	474,172
	Other	19,132	0	40,961	0	0	1,000	61,093
	SUBTOTAL FACULTY	**5,078,897**	**0**	**40,961**	**0**	**0**	**196,955**	**5,316,813**
512100	Other Administrators	771,618	0	0	0	0	65,942	837,560
512000	Chairpersons	14,577	0	0	0	0	0	14,577
513000	Managerial/Professional	505,390	0	22,813	0	0	66,784	594,987
514000	Clerical/Technical/Service	446,592	0	0	0	0	52,343	498,935
	SUBTOTAL NONFACULTY	**1,738,177**	**0**	**22,813**	**0**	**0**	**185,069**	**1,946,059**
	SUBTOTAL SALARIES & WAGES	**6,817,074**	**0**	**63,774**	**0**	**0**	**382,024**	**7,262,872**
519100	Retirement Contribution	477,849	0	0	0	0	5,729	483,578
519200	FICA Contribution	420,952	0	436	0	0	11,940	433,328
519300	Health Insurance Contribution	599,392	0	0	0	0	11,934	611,326
519400	Life Insurance Contribution	5,101	0	0	0	0	152	5,253
519700	Unemployment Compensation	0	0	0	0	0	21	21
519800	Workers Compensation	0	0	374	0	0	959	1,333
	SUBTOTAL BENEFITS	**1,503,294**	**0**	**810**	**0**	**0**	**30,735**	**1,534,839**
	TOTAL PERSONAL SERVICES	**8,320,368**	**0**	**64,584**	**0**	**0**	**412,759**	**8,797,711**
521000	Operating Expense	72,468	0	141,861	0	0	0	214,329
540000	Travel	3,331	0	6,230	0	0	0	9,561
550000	Capital Outlay	233,139	0	560,000	0	0	0	793,139
	TOTAL NET OPERATING EXPENSES	**308,938**	**0**	**708,091**	**0**	**0**	**0**	**1,017,029**
	SUB PROGRAM TOTAL	**8,629,306**	**0**	**772,675**	**0**	**0**	**412,759**	**9,814,740**

EXPENDITURE SUMMARY
2020-2021 GENERAL OPERATING BUDGET
UNIVERSITY OF NEBRASKA - LINCOLN
EXCLUDING IANR AND NCTA

SUBPROGRAM #/NAME 16 University Libraries

		UNRESTRICTED	DESIGNATED AND/OR RESTRICTED					
ACCOUNT	**DESCRIPTION**	**STATE AND UNIVERSITY GENERATED**	**CASH**	**REVOLVING**	**FEDERAL**	**AUXILIARIES AND SERVICES**	**TRUST**	**TOTAL**
511000 FACULTY								
	Professor	1,090,940	0	0	0	0	0	1,090,940
	Associate Professor	1,296,894	0	0	0	0	63,759	1,360,653
	Assistant Professor	182,914	0	0	16,718	0	0	199,632
	Other	159,026	0	0	0	0	0	159,026
	SUBTOTAL FACULTY	**2,729,774**	**0**	**0**	**16,718**	**0**	**63,759**	**2,810,251**
512100	Other Administrators	473,626	0	0	0	0	0	473,626
512000	Chairpersons	11,200	0	0	0	0	0	11,200
513000	Managerial/Professional	1,968,821	0	49,576	0	0	88,188	2,106,585
514000	Clerical/Technical/Service	1,212,538	0	0	28,636	0	0	1,241,174
516000	Student Wages	509,528	0	36,000	0	0	0	545,528
	SUBTOTAL NONFACULTY	**4,175,713**	**0**	**85,576**	**28,636**	**0**	**88,188**	**4,378,113**
	SUBTOTAL SALARIES & WAGES	**6,905,487**	**0**	**85,576**	**45,354**	**0**	**151,947**	**7,188,364**
519100	Retirement Contribution	449,635	0	4,826	2,396	0	8,178	465,035
519200	FICA Contribution	433,985	0	5,169	4,815	0	9,336	453,305
519300	Health Insurance Contribution	1,004,794	0	10,014	11,112	0	17,737	1,043,657
519400	Life Insurance Contribution	6,187	0	67	61	0	137	6,452
519700	Unemployment Compensation	0	0	10	13	0	19	42
519800	Workers Compensation	0	0	469	255	0	863	1,587
	SUBTOTAL BENEFITS	**1,894,601**	**0**	**20,555**	**18,652**	**0**	**36,270**	**1,970,078**
	TOTAL PERSONAL SERVICES	**8,800,088**	**0**	**106,131**	**64,006**	**0**	**188,217**	**9,158,442**
521000	Operating Expense	997,030	0	113,449	0	0	0	1,110,479
550000	Capital Outlay	2,325,016	2,000,000	4,018,000	0	0	0	8,343,016
	TOTAL NET OPERATING EXPENSES	**3,322,046**	**2,000,000**	**4,131,449**	**0**	**0**	**0**	**9,453,495**
	SUB PROGRAM TOTAL	**12,122,134**	**2,000,000**	**4,237,580**	**64,006**	**0**	**188,217**	**18,611,937**

EXPENDITURE SUMMARY
2020-2021 GENERAL OPERATING BUDGET
UNIVERSITY OF NEBRASKA - LINCOLN
EXCLUDING IANR AND NCTA

SUBPROGRAM #/NAME 17 College of Education and Human Sciences

		UNRESTRICTED	DESIGNATED AND/OR RESTRICTED					
ACCOUNT	**DESCRIPTION**	**STATE AND UNIVERSITY GENERATED**	**CASH**	**REVOLVING**	**FEDERAL**	**AUXILIARIES AND SERVICES**	**TRUST**	**TOTAL**
511000	FACULTY							
	Professor	3,410,830	0	192,334	93,005	94,624	438,334	4,229,127
	Associate Professor	3,052,336	0	357,122	93,782	104,387	214,579	3,822,206
	Assistant Professor	2,920,364	0	589,402	53,550	0	151,155	3,714,471
	Instructor	0	0	0	26,280	0	39,420	65,700
	Other	1,563,277	0	583,829	0	126,291	80,633	2,354,030
	SUBTOTAL FACULTY	**10,946,807**	**0**	**1,722,687**	**266,617**	**325,302**	**924,121**	**14,185,534**
512100	Other Administrators	918,279	0	7,500	12,455	361,350	111,877	1,411,461
512000	Chairpersons	547,339	0	0	0	0	0	547,339
513000	Managerial/Professional	1,926,820	0	506,072	599,038	497,765	1,914,555	5,444,250
514000	Clerical/Technical/Service	669,744	0	283,620	20,852	77,750	186,819	1,238,785
515000	Other Academic	1,056,605	0	13,549	0	88,045	0	1,158,199
516000	Student Wages	80,234	0	19,895	0	4,534	0	104,663
	SUBTOTAL NONFACULTY	**5,199,021**	**0**	**830,636**	**632,345**	**1,029,444**	**2,213,251**	**9,904,697**
	SUBTOTAL SALARIES & WAGES	**16,145,828**	**0**	**2,553,323**	**898,962**	**1,354,746**	**3,137,372**	**24,090,231**
519100	Retirement Contribution	963,711	0	198,209	62,612	76,713	176,207	1,477,452
519200	FICA Contribution	947,044	0	216,923	87,656	80,406	186,191	1,518,220
519300	Health Insurance Contribution	1,691,314	0	427,092	115,230	147,629	354,510	2,735,775
519400	Life Insurance Contribution	12,574	0	3,137	989	1,059	2,618	20,377
519700	Unemployment Compensation	0	0	478	196	174	365	1,213
519800	Workers Compensation	0	0	14,377	5,046	7,691	16,871	43,985
	SUBTOTAL BENEFITS	**3,614,643**	**0**	**860,216**	**271,729**	**313,672**	**736,762**	**5,797,022**
	TOTAL PERSONAL SERVICES	**19,760,471**	**0**	**3,413,539**	**1,170,691**	**1,668,418**	**3,874,134**	**29,887,253**
521000	Operating Expense	2,303,756	0	544,958	0	316,823	0	3,165,537
540000	Travel	74,540	0	38,726	0	11,631	0	124,897
550000	Capital Outlay	92,393	0	0	0	0	0	92,393
	TOTAL NET OPERATING EXPENSES	**2,470,689**	**0**	**583,684**	**0**	**328,454**	**0**	**3,382,827**
	SUB PROGRAM TOTAL	**22,231,160**	**0**	**3,997,223**	**1,170,691**	**1,996,872**	**3,874,134**	**33,270,080**

EXPENDITURE SUMMARY
2020-2021 GENERAL OPERATING BUDGET
UNIVERSITY OF NEBRASKA - LINCOLN
EXCLUDING IANR AND NCTA

SUBPROGRAM #/NAME 20 Academic Services & Enrollment Management

		UNRESTRICTED	DESIGNATED AND/OR RESTRICTED					
ACCOUNT	**DESCRIPTION**	**STATE AND UNIVERSITY GENERATED**	**CASH**	**REVOLVING**	**FEDERAL**	**AUXILIARIES AND SERVICES**	**TRUST**	**TOTAL**
512100	Other Administrators	191,889	0	0	0	0	0	191,889
513000	Managerial/Professional	4,275,355	0	2,897,239	0	0	481,686	7,654,280
514000	Clerical/Technical/Service	854,827	0	521,045	0	0	0	1,375,872
515000	Other Academic	94,724	0	80,000	0	0	48,195	222,919
516000	Student Wages	45,668	0	308,761	0	0	0	354,429
517000	Supplemental Salaries & Wages	0	0	6,616	0	0	0	6,616
	SUBTOTAL NONFACULTY	**5,462,463**	**0**	**3,813,661**	**0**	**0**	**529,881**	**9,806,005**
	SUBTOTAL SALARIES & WAGES	**5,462,463**	**0**	**3,813,661**	**0**	**0**	**529,881**	**9,806,005**
519100	Retirement Contribution	294,806	0	163,849	0	0	23,685	482,340
519200	FICA Contribution	316,913	0	307,231	0	0	35,580	659,724
519300	Health Insurance Contribution	738,121	0	610,054	0	0	53,752	1,401,927
519400	Life Insurance Contribution	4,647	0	4,413	0	0	496	9,556
519700	Unemployment Compensation	0	0	681	0	0	80	761
519800	Workers Compensation	0	0	21,721	0	0	2,997	24,718
	SUBTOTAL BENEFITS	**1,354,487**	**0**	**1,107,949**	**0**	**0**	**116,590**	**2,579,026**
	TOTAL PERSONAL SERVICES	**6,816,950**	**0**	**4,921,610**	**0**	**0**	**646,471**	**12,385,031**
521000	Operating Expense	760,427	0	1,591,750	0	0	0	2,352,177
540000	Travel	8,222	0	0	0	0	0	8,222
	TOTAL NET OPERATING EXPENSES	**768,649**	**0**	**1,591,750**	**0**	**0**	**0**	**2,360,399**
	SUB PROGRAM TOTAL	**7,585,599**	**0**	**6,513,360**	**0**	**0**	**646,471**	**14,745,430**

EXPENDITURE SUMMARY
2020-2021 GENERAL OPERATING BUDGET
UNIVERSITY OF NEBRASKA - LINCOLN
EXCLUDING IANR AND NCTA

SUBPROGRAM #/NAME 22 Other Instruction or Research

		UNRESTRICTED	DESIGNATED AND/OR RESTRICTED					
ACCOUNT	**DESCRIPTION**	**STATE AND UNIVERSITY GENERATED**	**CASH**	**REVOLVING**	**FEDERAL**	**AUXILIARIES AND SERVICES**	**TRUST**	**TOTAL**
514000	Clerical/Technical/Service	77,126	0	0	0	0	0	77,126
516000	Student Wages	157,834	0	0	0	0	0	157,834
	SUBTOTAL NONFACULTY	**234,960**	**0**	**0**	**0**	**0**	**0**	**234,960**
	SUBTOTAL SALARIES & WAGES	**234,960**	**0**	**0**	**0**	**0**	**0**	**234,960**
519100	Retirement Contribution	6,505	0	0	0	0	0	6,505
519200	FICA Contribution	5,739	0	0	0	0	0	5,739
519300	Health Insurance Contribution	29,998	0	0	0	0	0	29,998
519400	Life Insurance Contribution	92	0	0	0	0	0	92
	SUBTOTAL BENEFITS	**42,334**	**0**	**0**	**0**	**0**	**0**	**42,334**
	TOTAL PERSONAL SERVICES	**277,294**	**0**	**0**	**0**	**0**	**0**	**277,294**
521000	Operating Expense	727,838	0	-699,900	0	0	0	27,938
540000	Travel	864	0	0	0	0	0	864
	TOTAL NET OPERATING EXPENSES	**728,702**	**0**	**-699,900**	**0**	**0**	**0**	**28,802**
	SUB PROGRAM TOTAL	**1,005,996**	**0**	**-699,900**	**0**	**0**	**0**	**306,096**

EXPENDITURE SUMMARY
2020-2021 GENERAL OPERATING BUDGET
UNIVERSITY OF NEBRASKA - LINCOLN
EXCLUDING IANR AND NCTA

SUBPROGRAM #/NAME 23 Student Aid

		UNRESTRICTED	DESIGNATED AND/OR RESTRICTED					
ACCOUNT	**DESCRIPTION**	**STATE AND UNIVERSITY GENERATED**	**CASH**	**REVOLVING**	**FEDERAL**	**AUXILIARIES AND SERVICES**	**TRUST**	**TOTAL**
521000	Operating Expense	7,700,000	0	0	0	0	0	7,700,000
	TOTAL NET OPERATING EXPENSES	**7,700,000**	**0**	**0**	**0**	**0**	**0**	**7,700,000**
	SUB PROGRAM TOTAL	**7,700,000**	**0**	**0**	**0**	**0**	**0**	**7,700,000**

EXPENDITURE SUMMARY
2020-2021 GENERAL OPERATING BUDGET
UNIVERSITY OF NEBRASKA - LINCOLN
EXCLUDING IANR AND NCTA

SUBPROGRAM #/NAME 24 International Programs

		UNRESTRICTED	DESIGNATED AND/OR RESTRICTED					
ACCOUNT	**DESCRIPTION**	**STATE AND UNIVERSITY GENERATED**	**CASH**	**REVOLVING**	**FEDERAL**	**AUXILIARIES AND SERVICES**	**TRUST**	**TOTAL**
513000	Managerial/Professional	596,457	0	110,605	0	0	0	707,062
514000	Clerical/Technical/Service	34,519	0	0	0	0	0	34,519
515000	Other Academic	7,689	0	0	0	0	0	7,689
	SUBTOTAL NONFACULTY	**638,665**	**0**	**110,605**	**0**	**0**	**0**	**749,270**
	SUBTOTAL SALARIES & WAGES	**638,665**	**0**	**110,605**	**0**	**0**	**0**	**749,270**
519100	Retirement Contribution	44,647	0	6,429	0	0	0	51,076
519200	FICA Contribution	45,570	0	9,991	0	0	0	55,561
519300	Health Insurance Contribution	93,274	0	13,474	0	0	0	106,748
519400	Life Insurance Contribution	698	0	152	0	0	0	850
519700	Unemployment Compensation	0	0	22	0	0	0	22
519800	Workers Compensation	0	0	627	0	0	0	627
	SUBTOTAL BENEFITS	**184,189**	**0**	**30,695**	**0**	**0**	**0**	**214,884**
	TOTAL PERSONAL SERVICES	**822,854**	**0**	**141,300**	**0**	**0**	**0**	**964,154**
521000	Operating Expense	54,116	0	0	0	1,325,000	0	1,379,116
540000	Travel	0	0	0	0	255,000	0	255,000
550000	Capital Outlay	0	0	0	0	25,000	0	25,000
	TOTAL NET OPERATING EXPENSES	**54,116**	**0**	**0**	**0**	**1,605,000**	**0**	**1,659,116**
	SUB PROGRAM TOTAL	**876,970**	**0**	**141,300**	**0**	**1,605,000**	**0**	**2,623,270**

EXPENDITURE SUMMARY
2020-2021 GENERAL OPERATING BUDGET
UNIVERSITY OF NEBRASKA - LINCOLN
EXCLUDING IANR AND NCTA

SUBPROGRAM #/NAME 25 Instruction Budget Adjustments

		UNRESTRICTED	DESIGNATED AND/OR RESTRICTED					
ACCOUNT	**DESCRIPTION**	**STATE AND UNIVERSITY GENERATED**	**CASH**	**REVOLVING**	**FEDERAL**	**AUXILIARIES AND SERVICES**	**TRUST**	**TOTAL**
	Other	311,210	0	0	0	0	0	311,210
	SUBTOTAL FACULTY	**311,210**	**0**	**0**	**0**	**0**	**0**	**311,210**
514000	Clerical/Technical/Service	1,000,000	0	0	0	0	0	1,000,000
515000	Other Academic	731,260	0	0	0	0	0	731,260
517000	Supplemental Salaries & Wages	17,382,060	0	0	0	0	0	17,382,060
	SUBTOTAL NONFACULTY	**19,113,320**	**0**	**0**	**0**	**0**	**0**	**19,113,320**
	SUBTOTAL SALARIES & WAGES	**19,424,530**	**0**	**0**	**0**	**0**	**0**	**19,424,530**
519100	Retirement Contribution	623,823	0	0	0	0	0	623,823
519200	FICA Contribution	2,084,220	0	0	0	0	0	2,084,220
519300	Health Insurance Contribution	3,521,546	0	0	0	0	0	3,521,546
519400	Life Insurance Contribution	27,746	0	0	0	0	0	27,746
	SUBTOTAL BENEFITS	**6,257,335**	**0**	**0**	**0**	**0**	**0**	**6,257,335**
	TOTAL PERSONAL SERVICES	**25,681,865**	**0**	**0**	**0**	**0**	**0**	**25,681,865**
521000	Operating Expense	-23,975,711	22,339,844	0	0	0	0	-1,635,867
	TOTAL NET OPERATING EXPENSES	**-23,975,711**	**22,339,844**	**0**	**0**	**0**	**0**	**-1,635,867**
	SUB PROGRAM TOTAL	**1,706,154**	**22,339,844**	**0**	**0**	**0**	**0**	**24,045,998**

EXPENDITURE SUMMARY
2020-2021 GENERAL OPERATING BUDGET
UNIVERSITY OF NEBRASKA - LINCOLN
EXCLUDING IANR AND NCTA

SUBPROGRAM #/NAME 27 Television and Radio

		UNRESTRICTED	DESIGNATED AND/OR RESTRICTED					
ACCOUNT	**DESCRIPTION**	**STATE AND UNIVERSITY GENERATED**	**CASH**	**REVOLVING**	**FEDERAL**	**AUXILIARIES AND SERVICES**	**TRUST**	**TOTAL**
512100	Other Administrators	115,466	0	0	0	0	0	115,466
513000	Managerial/Professional	1,187,612	0	3,444,349	0	0	636,245	5,268,206
514000	Clerical/Technical/Service	192,326	0	223,166	0	0	0	415,492
	SUBTOTAL NONFACULTY	**1,495,404**	**0**	**3,667,515**	**0**	**0**	**636,245**	**5,799,164**
	SUBTOTAL SALARIES & WAGES	**1,495,404**	**0**	**3,667,515**	**0**	**0**	**636,245**	**5,799,164**
519100	Retirement Contribution	109,909	0	286,329	0	0	44,620	440,858
519200	FICA Contribution	103,074	0	325,551	0	0	47,347	475,972
519300	Health Insurance Contribution	426,951	0	582,391	0	0	113,388	1,122,730
519400	Life Insurance Contribution	1,551	0	4,598	0	0	708	6,857
519700	Unemployment Compensation	0	0	742	0	0	115	857
519800	Workers Compensation	0	0	20,727	0	0	3,609	24,336
	SUBTOTAL BENEFITS	**641,485**	**0**	**1,220,338**	**0**	**0**	**209,787**	**2,071,610**
	TOTAL PERSONAL SERVICES	**2,136,889**	**0**	**4,887,853**	**0**	**0**	**846,032**	**7,870,774**
521000	Operating Expense	15	0	1,140,548	0	0	0	1,140,563
540000	Travel	0	0	200,000	0	0	0	200,000
550000	Capital Outlay	0	0	50,000	0	0	0	50,000
	TOTAL NET OPERATING EXPENSES	**15**	**0**	**1,390,548**	**0**	**0**	**0**	**1,390,563**
	SUB PROGRAM TOTAL	**2,136,904**	**0**	**6,278,401**	**0**	**0**	**846,032**	**9,261,337**

EXPENDITURE SUMMARY
2020-2021 GENERAL OPERATING BUDGET
UNIVERSITY OF NEBRASKA - LINCOLN
EXCLUDING IANR AND NCTA

SUBPROGRAM #/NAME 28 Museums and Art Gallery

		UNRESTRICTED	DESIGNATED AND/OR RESTRICTED					
ACCOUNT	**DESCRIPTION**	**STATE AND UNIVERSITY GENERATED**	**CASH**	**REVOLVING**	**FEDERAL**	**AUXILIARIES AND SERVICES**	**TRUST**	**TOTAL**
511000 FACULTY								
	Professor	138,902	0	0	0	0	0	138,902
	Other	577	0	0	0	0	0	577
	SUBTOTAL FACULTY	**139,479**	**0**	**0**	**0**	**0**	**0**	**139,479**
512100	Other Administrators	399,802	0	0	0	0	0	399,802
513000	Managerial/Professional	1,044,690	0	130,418	0	215,487	279,737	1,670,332
514000	Clerical/Technical/Service	299,427	0	75,194	38,272	14,898	1,893	429,684
516000	Student Wages	21,432	0	4,725	0	8,340	0	34,497
517000	Supplemental Salaries & Wages	0	0	0	0	2,657	0	2,657
	SUBTOTAL NONFACULTY	**1,765,351**	**0**	**210,337**	**38,272**	**241,382**	**281,630**	**2,536,972**
	SUBTOTAL SALARIES & WAGES	**1,904,830**	**0**	**210,337**	**38,272**	**241,382**	**281,630**	**2,676,451**
519100	Retirement Contribution	123,640	0	17,283	2,314	7,772	21,781	172,790
519200	FICA Contribution	128,222	0	17,479	3,631	13,324	20,464	183,120
519300	Health Insurance Contribution	246,072	0	56,563	3,596	39,175	43,203	388,609
519400	Life Insurance Contribution	1,722	0	282	31	211	301	2,547
519700	Unemployment Compensation	0	0	46	5	31	45	127
519800	Workers Compensation	0	0	1,192	213	1,395	1,580	4,380
	SUBTOTAL BENEFITS	**499,656**	**0**	**92,845**	**9,790**	**61,908**	**87,374**	**751,573**
	TOTAL PERSONAL SERVICES	**2,404,486**	**0**	**303,182**	**48,062**	**303,290**	**369,004**	**3,428,024**
521000	Operating Expense	66,836	0	63,056	0	30,382	0	160,274
529000	Utilities	34,207	0	0	0	0	0	34,207
540000	Travel	0	0	2,879	0	6,520	0	9,399
550000	Capital Outlay	0	0	17,273	0	0	0	17,273
570000	Cost of Goods Sold	0	0	0	0	54,000	0	54,000
	TOTAL NET OPERATING EXPENSES	**101,043**	**0**	**83,208**	**0**	**90,902**	**0**	**275,153**
	SUB PROGRAM TOTAL	**2,505,529**	**0**	**386,390**	**48,062**	**394,192**	**369,004**	**3,703,177**

EXPENDITURE SUMMARY
2020-2021 GENERAL OPERATING BUDGET
UNIVERSITY OF NEBRASKA - LINCOLN
EXCLUDING IANR AND NCTA

SUBPROGRAM #/NAME 30 Center for Transformative Teaching

		UNRESTRICTED	DESIGNATED AND/OR RESTRICTED					
ACCOUNT	**DESCRIPTION**	**STATE AND UNIVERSITY GENERATED**	**CASH**	**REVOLVING**	**FEDERAL**	**AUXILIARIES AND SERVICES**	**TRUST**	**TOTAL**
512100	Other Administrators	0	0	120,000	0	0	0	120,000
513000	Managerial/Professional	0	0	776,327	0	0	0	776,327
514000	Clerical/Technical/Service	0	0	36,093	0	0	0	36,093
	SUBTOTAL NONFACULTY	**0**	**0**	**932,420**	**0**	**0**	**0**	**932,420**
	SUBTOTAL SALARIES & WAGES	**0**	**0**	**932,420**	**0**	**0**	**0**	**932,420**
519100	Retirement Contribution	0	0	74,280	0	0	0	74,280
519200	FICA Contribution	0	0	85,351	0	0	0	85,351
519300	Health Insurance Contribution	0	0	111,038	0	0	0	111,038
519400	Life Insurance Contribution	0	0	1,189	0	0	0	1,189
519700	Unemployment Compensation	0	0	170	0	0	0	170
519800	Workers Compensation	0	0	5,268	0	0	0	5,268
	SUBTOTAL BENEFITS	**0**	**0**	**277,296**	**0**	**0**	**0**	**277,296**
	TOTAL PERSONAL SERVICES	**0**	**0**	**1,209,716**	**0**	**0**	**0**	**1,209,716**
521000	Operating Expense	48,936	0	0	0	0	0	48,936
540000	Travel	5,859	0	0	0	0	0	5,859
	TOTAL NET OPERATING EXPENSES	**54,795**	**0**	**0**	**0**	**0**	**0**	**54,795**
	SUB PROGRAM TOTAL	**54,795**	**0**	**1,209,716**	**0**	**0**	**0**	**1,264,511**

EXPENDITURE SUMMARY
2020-2021 GENERAL OPERATING BUDGET
UNIVERSITY OF NEBRASKA - LINCOLN
EXCLUDING IANR AND NCTA

SUBPROGRAM #/NAME 33 Facilities Mgmt & Planning

		UNRESTRICTED	DESIGNATED AND/OR RESTRICTED					
ACCOUNT	**DESCRIPTION**	**STATE AND UNIVERSITY GENERATED**	**CASH**	**REVOLVING**	**FEDERAL**	**AUXILIARIES AND SERVICES**	**TRUST**	**TOTAL**
512100	Other Administrators	225,000	0	0	0	0	0	225,000
513000	Managerial/Professional	4,339,934	0	450,578	0	1,532,093	0	6,322,605
514000	Clerical/Technical/Service	9,380,703	0	3,338,555	0	1,722,632	0	14,441,890
515000	Other Academic	13,066	0	0	0	0	0	13,066
516000	Student Wages	203,298	0	138,717	0	17,074	0	359,089
517000	Supplemental Salaries & Wages	297,220	0	128,829	0	53,132	0	479,181
	SUBTOTAL NONFACULTY	**14,459,221**	**0**	**4,056,679**	**0**	**3,324,931**	**0**	**21,840,831**
	SUBTOTAL SALARIES & WAGES	**14,459,221**	**0**	**4,056,679**	**0**	**3,324,931**	**0**	**21,840,831**
519100	Retirement Contribution	511,340	0	303,713	0	164,965	0	980,018
519200	FICA Contribution	576,610	0	356,612	0	220,558	0	1,153,780
519300	Health Insurance Contribution	1,784,657	0	1,020,572	0	494,755	0	3,299,984
519400	Life Insurance Contribution	8,358	0	5,191	0	3,000	0	16,549
519700	Unemployment Compensation	0	0	819	0	502	0	1,321
519800	Workers Compensation	0	0	22,776	0	18,886	0	41,662
	SUBTOTAL BENEFITS	**2,880,965**	**0**	**1,709,683**	**0**	**902,666**	**0**	**5,493,314**
	TOTAL PERSONAL SERVICES	**17,340,186**	**0**	**5,766,362**	**0**	**4,227,597**	**0**	**27,334,145**
521000	Operating Expense	2,974,709	0	-5,717,781	0	1,981,517	0	-761,555
529000	Utilities	24,198,729	0	0	0	0	0	24,198,729
540000	Travel	134,415	0	3,000	0	40,000	0	177,415
550000	Capital Outlay	30,045	0	0	0	90,000	0	120,045
	TOTAL NET OPERATING EXPENSES	**27,337,898**	**0**	**-5,714,781**	**0**	**2,111,517**	**0**	**23,734,634**
	SUB PROGRAM TOTAL	**44,678,084**	**0**	**51,581**	**0**	**6,339,114**	**0**	**51,068,779**

EXPENDITURE SUMMARY
2020-2021 GENERAL OPERATING BUDGET
UNIVERSITY OF NEBRASKA - LINCOLN
EXCLUDING IANR AND NCTA

SUBPROGRAM #/NAME 34 Innovation Campus

		UNRESTRICTED	DESIGNATED AND/OR RESTRICTED					
ACCOUNT	**DESCRIPTION**	**STATE AND UNIVERSITY GENERATED**	**CASH**	**REVOLVING**	**FEDERAL**	**AUXILIARIES AND SERVICES**	**TRUST**	**TOTAL**
521000	Operating Expense	319,000	0	100,000	0	0	0	419,000
	TOTAL NET OPERATING EXPENSES	**319,000**	**0**	**100,000**	**0**	**0**	**0**	**419,000**
	SUB PROGRAM TOTAL	**319,000**	**0**	**100,000**	**0**	**0**	**0**	**419,000**

EXPENDITURE SUMMARY
2020-2021 GENERAL OPERATING BUDGET
UNIVERSITY OF NEBRASKA - LINCOLN
EXCLUDING IANR AND NCTA

SUBPROGRAM #/NAME 41 Executive Administration

		UNRESTRICTED	DESIGNATED AND/OR RESTRICTED					
ACCOUNT	**DESCRIPTION**	**STATE AND UNIVERSITY GENERATED**	**CASH**	**REVOLVING**	**FEDERAL**	**AUXILIARIES AND SERVICES**	**TRUST**	**TOTAL**
512100	Other Administrators	1,645,523	0	0	0	0	0	1,645,523
513000	Managerial/Professional	586,713	0	26,799	0	0	0	613,512
514000	Clerical/Technical/Service	282,072	0	0	0	0	0	282,072
515000	Other Academic	35,000	0	0	0	0	0	35,000
	SUBTOTAL NONFACULTY	**2,549,308**	**0**	**26,799**	**0**	**0**	**0**	**2,576,107**
	SUBTOTAL SALARIES & WAGES	**2,549,308**	**0**	**26,799**	**0**	**0**	**0**	**2,576,107**
519100	Retirement Contribution	124,714	0	2,161	0	0	0	126,875
519200	FICA Contribution	111,450	0	2,213	0	0	0	113,663
519300	Health Insurance Contribution	117,174	0	5,469	0	0	0	122,643
519400	Life Insurance Contribution	1,324	0	27	0	0	0	1,351
519700	Unemployment Compensation	0	0	5	0	0	0	5
519800	Workers Compensation	0	0	159	0	0	0	159
	SUBTOTAL BENEFITS	**354,662**	**0**	**10,034**	**0**	**0**	**0**	**364,696**
	TOTAL PERSONAL SERVICES	**2,903,970**	**0**	**36,833**	**0**	**0**	**0**	**2,940,803**
521000	Operating Expense	390,202	0	0	0	0	0	390,202
550000	Capital Outlay	9,792	0	0	0	0	0	9,792
	TOTAL NET OPERATING EXPENSES	**399,994**	**0**	**0**	**0**	**0**	**0**	**399,994**
	SUB PROGRAM TOTAL	**3,303,964**	**0**	**36,833**	**0**	**0**	**0**	**3,340,797**

EXPENDITURE SUMMARY
2020-2021 GENERAL OPERATING BUDGET
UNIVERSITY OF NEBRASKA - LINCOLN
EXCLUDING IANR AND NCTA

SUBPROGRAM #/NAME 42 Student Services

		UNRESTRICTED	DESIGNATED AND/OR RESTRICTED					
ACCOUNT	**DESCRIPTION**	**STATE AND UNIVERSITY GENERATED**	**CASH**	**REVOLVING**	**FEDERAL**	**AUXILIARIES AND SERVICES**	**TRUST**	**TOTAL**
512100	Other Administrators	281,720	0	529,685	66,888	483,829	0	1,362,122
513000	Managerial/Professional	140,273	0	909,651	727,114	5,870,061	38,121	7,685,220
514000	Clerical/Technical/Service	224,575	0	140,896	23,444	3,671,911	31,200	4,092,026
515000	Other Academic	580	0	10,368	0	274,483	0	285,431
516000	Student Wages	2,154	0	1,655	0	2,056,190	1,000	2,060,999
517000	Supplemental Salaries & Wages	0	0	0	0	45,910	0	45,910
	SUBTOTAL NONFACULTY	**649,302**	**0**	**1,592,255**	**817,446**	**12,402,384**	**70,321**	**15,531,708**
	SUBTOTAL SALARIES & WAGES	**649,302**	**0**	**1,592,255**	**817,446**	**12,402,384**	**70,321**	**15,531,708**
519100	Retirement Contribution	52,156	0	134,642	47,414	587,583	2,547	824,342
519200	FICA Contribution	47,989	0	140,895	74,168	740,804	2,454	1,006,310
519300	Health Insurance Contribution	144,188	0	265,191	113,559	2,052,570	771	2,576,279
519400	Life Insurance Contribution	660	0	1,961	952	10,894	35	14,502
519700	Unemployment Compensation	0	0	318	150	1,606	5	2,079
519800	Workers Compensation	0	0	9,035	4,332	69,331	176	82,874
	SUBTOTAL BENEFITS	**244,993**	**0**	**552,042**	**240,575**	**3,462,788**	**5,988**	**4,506,386**
	TOTAL PERSONAL SERVICES	**894,295**	**0**	**2,144,297**	**1,058,021**	**15,865,172**	**76,309**	**20,038,094**
521000	Operating Expense	23,405	0	8,861	0	18,114,850	0	18,147,116
529000	Utilities	0	0	0	0	765,531	0	765,531
540000	Travel	2,204	0	0	0	146,775	0	148,979
550000	Capital Outlay	0	0	0	0	9,345	0	9,345
570000	Cost of Goods Sold	0	0	0	0	267,500	0	267,500
	TOTAL NET OPERATING EXPENSES	**25,609**	**0**	**8,861**	**0**	**19,304,001**	**0**	**19,338,471**
	SUB PROGRAM TOTAL	**919,904**	**0**	**2,153,158**	**1,058,021**	**35,169,173**	**76,309**	**39,376,565**

EXPENDITURE SUMMARY
2020-2021 GENERAL OPERATING BUDGET
UNIVERSITY OF NEBRASKA - LINCOLN
EXCLUDING IANR AND NCTA

SUBPROGRAM #/NAME 43 Business and Finance

		UNRESTRICTED	DESIGNATED AND/OR RESTRICTED					
ACCOUNT	**DESCRIPTION**	**STATE AND UNIVERSITY GENERATED**	**CASH**	**REVOLVING**	**FEDERAL**	**AUXILIARIES AND SERVICES**	**TRUST**	**TOTAL**
512100	Other Administrators	856,299	0	0	0	187,294	0	1,043,593
513000	Managerial/Professional	6,857,452	0	63,913	0	1,678,633	0	8,599,998
514000	Clerical/Technical/Service	4,738,100	0	716,840	0	2,327,187	0	7,782,127
515000	Other Academic	16,952	0	0	0	0	0	16,952
516000	Student Wages	98,452	0	0	0	459,164	0	557,616
517000	Supplemental Salaries & Wages	116,418	0	53,623	0	24,616	0	194,657
	SUBTOTAL NONFACULTY	**12,683,673**	**0**	**834,376**	**0**	**4,676,894**	**0**	**18,194,943**
	SUBTOTAL SALARIES & WAGES	**12,683,673**	**0**	**834,376**	**0**	**4,676,894**	**0**	**18,194,943**
519100	Retirement Contribution	672,954	0	46,502	0	244,033	0	963,489
519200	FICA Contribution	736,739	0	55,716	0	279,230	0	1,071,685
519300	Health Insurance Contribution	1,548,777	0	128,872	0	919,475	0	2,597,124
519400	Life Insurance Contribution	10,407	0	743	0	3,921	0	15,071
519700	Unemployment Compensation	0	0	131	0	646	0	777
519800	Workers Compensation	0	0	3,524	0	25,387	0	28,911
	SUBTOTAL BENEFITS	**2,968,877**	**0**	**235,488**	**0**	**1,472,692**	**0**	**4,677,057**
	TOTAL PERSONAL SERVICES	**15,652,550**	**0**	**1,069,864**	**0**	**6,149,586**	**0**	**22,872,000**
521000	Operating Expense	-418,091	0	117,255	0	9,376,519	0	9,075,683
529000	Utilities	219,909	0	0	0	0	0	219,909
540000	Travel	35,831	0	14,733	0	114,328	0	164,892
550000	Capital Outlay	118,357	0	24,000	0	915,391	0	1,057,748
570000	Cost of Goods Sold	0	0	0	0	20,728,827	0	20,728,827
	TOTAL NET OPERATING EXPENSES	**-43,994**	**0**	**155,988**	**0**	**31,135,065**	**0**	**31,247,059**
	SUB PROGRAM TOTAL	**15,608,556**	**0**	**1,225,852**	**0**	**37,284,651**	**0**	**54,119,059**

EXPENDITURE SUMMARY
2020-2021 GENERAL OPERATING BUDGET
UNIVERSITY OF NEBRASKA - LINCOLN
EXCLUDING IANR AND NCTA

SUBPROGRAM #/NAME 44 General Expense

		UNRESTRICTED	DESIGNATED AND/OR RESTRICTED					
ACCOUNT	**DESCRIPTION**	**STATE AND UNIVERSITY GENERATED**	**CASH**	**REVOLVING**	**FEDERAL**	**AUXILIARIES AND SERVICES**	**TRUST**	**TOTAL**
511000 FACULTY								
	Professor	0	0	107,230	0	0	0	107,230
	SUBTOTAL FACULTY	**0**	**0**	**107,230**	**0**	**0**	**0**	**107,230**
512100	Other Administrators	556,086	0	12,640	0	0	0	568,726
513000	Managerial/Professional	1,751,663	0	389,879	0	0	0	2,141,542
514000	Clerical/Technical/Service	160,955	0	21,210	0	0	0	182,165
516000	Student Wages	0	0	15,000	0	0	0	15,000
517000	Supplemental Salaries & Wages	81,618	0	0	0	0	0	81,618
	SUBTOTAL NONFACULTY	**2,550,322**	**0**	**438,729**	**0**	**0**	**0**	**2,989,051**
	SUBTOTAL SALARIES & WAGES	**2,550,322**	**0**	**545,959**	**0**	**0**	**0**	**3,096,281**
519100	Retirement Contribution	155,519	0	45,785	0	0	0	201,304
519200	FICA Contribution	157,474	0	40,079	0	0	0	197,553
519300	Health Insurance Contribution	334,694	0	59,536	0	0	0	394,230
519400	Life Insurance Contribution	2,271	0	570	0	0	0	2,841
519700	Unemployment Compensation	85,000	0	100	0	0	0	85,100
519800	Workers Compensation	647,201	0	3,174	0	0	0	650,375
	SUBTOTAL BENEFITS	**1,382,159**	**0**	**149,244**	**0**	**0**	**0**	**1,531,403**
	TOTAL PERSONAL SERVICES	**3,932,481**	**0**	**695,203**	**0**	**0**	**0**	**4,627,684**
521000	Operating Expense	4,388,713	0	4,200,000	0	0	0	8,588,713
540000	Travel	11,587	0	0	0	0	0	11,587
	TOTAL NET OPERATING EXPENSES	**4,400,300**	**0**	**4,200,000**	**0**	**0**	**0**	**8,600,300**
	SUB PROGRAM TOTAL	**8,332,781**	**0**	**4,895,203**	**0**	**0**	**0**	**13,227,984**

EXPENDITURE SUMMARY
2020-2021 GENERAL OPERATING BUDGET
UNIVERSITY OF NEBRASKA - LINCOLN
EXCLUDING IANR AND NCTA

SUBPROGRAM #/NAME 58 Innovation Campus

		UNRESTRICTED	DESIGNATED AND/OR RESTRICTED					
ACCOUNT	**DESCRIPTION**	**STATE AND UNIVERSITY GENERATED**	**CASH**	**REVOLVING**	**FEDERAL**	**AUXILIARIES AND SERVICES**	**TRUST**	**TOTAL**
513000	Managerial/Professional	61,484	0	45,000	0	0	0	106,484
	SUBTOTAL NONFACULTY	**61,484**	**0**	**45,000**	**0**	**0**	**0**	**106,484**
	SUBTOTAL SALARIES & WAGES	**61,484**	**0**	**45,000**	**0**	**0**	**0**	**106,484**
519100	Retirement Contribution	10,603	0	2,429	0	0	0	13,032
519200	FICA Contribution	9,545	0	2,880	0	0	0	12,425
519300	Health Insurance Contribution	25,317	0	10,474	0	0	0	35,791
519400	Life Insurance Contribution	145	0	44	0	0	0	189
519700	Unemployment Compensation	0	0	5	0	0	0	5
519800	Workers Compensation	0	0	257	0	0	0	257
	SUBTOTAL BENEFITS	**45,610**	**0**	**16,089**	**0**	**0**	**0**	**61,699**
	TOTAL PERSONAL SERVICES	**107,094**	**0**	**61,089**	**0**	**0**	**0**	**168,183**
	SUB PROGRAM TOTAL	**107,094**	**0**	**61,089**	**0**	**0**	**0**	**168,183**

EXPENDITURE SUMMARY
2020-2021 GENERAL OPERATING BUDGET
UNIVERSITY OF NEBRASKA - LINCOLN
EXCLUDING IANR AND NCTA

SUBPROGRAM #/NAME 74 Agency Funds

		UNRESTRICTED	DESIGNATED AND/OR RESTRICTED					
ACCOUNT	**DESCRIPTION**	**STATE AND UNIVERSITY GENERATED**	**CASH**	**REVOLVING**	**FEDERAL**	**AUXILIARIES AND SERVICES**	**TRUST**	**TOTAL**
513000	Managerial/Professional	0	0	0	0	0	479,470	479,470
514000	Clerical/Technical/Service	0	0	0	0	0	96,826	96,826
	SUBTOTAL NONFACULTY	**0**	**0**	**0**	**0**	**0**	**576,296**	**576,296**
	SUBTOTAL SALARIES & WAGES	**0**	**0**	**0**	**0**	**0**	**576,296**	**576,296**
519100	Retirement Contribution	0	0	0	0	0	33,235	33,235
519200	FICA Contribution	0	0	0	0	0	42,980	42,980
519300	Health Insurance Contribution	0	0	0	0	0	94,699	94,699
519400	Life Insurance Contribution	0	0	0	0	0	630	630
519700	Unemployment Compensation	0	0	0	0	0	105	105
519800	Workers Compensation	0	0	0	0	0	3,259	3,259
	SUBTOTAL BENEFITS	**0**	**0**	**0**	**0**	**0**	**174,908**	**174,908**
	TOTAL PERSONAL SERVICES	**0**	**0**	**0**	**0**	**0**	**751,204**	**751,204**
	SUB PROGRAM TOTAL	**0**	**0**	**0**	**0**	**0**	**751,204**	**751,204**

EXPENDITURE SUMMARY
2020-2021 GENERAL OPERATING BUDGET
UNIVERSITY OF NEBRASKA - LINCOLN
EXCLUDING IANR AND NCTA

SUBPROGRAM #/NAME 75 Student Housing

		UNRESTRICTED	DESIGNATED AND/OR RESTRICTED					
ACCOUNT	**DESCRIPTION**	**STATE AND UNIVERSITY GENERATED**	**CASH**	**REVOLVING**	**FEDERAL**	**AUXILIARIES AND SERVICES**	**TRUST**	**TOTAL**
512100	Other Administrators	0	0	0	0	158,710	0	158,710
513000	Managerial/Professional	0	0	0	0	5,499,520	0	5,499,520
514000	Clerical/Technical/Service	0	0	0	0	10,672,685	0	10,672,685
516000	Student Wages	0	0	0	0	3,938,150	0	3,938,150
517000	Supplemental Salaries & Wages	0	0	0	0	77,986	0	77,986
	SUBTOTAL NONFACULTY	**0**	**0**	**0**	**0**	**20,347,051**	**0**	**20,347,051**
	SUBTOTAL SALARIES & WAGES	**0**	**0**	**0**	**0**	**20,347,051**	**0**	**20,347,051**
519100	Retirement Contribution	0	0	0	0	729,824	0	729,824
519200	FICA Contribution	0	0	0	0	898,036	0	898,036
519300	Health Insurance Contribution	0	0	0	0	2,951,375	0	2,951,375
519400	Life Insurance Contribution	0	0	0	0	12,820	0	12,820
519700	Unemployment Compensation	0	0	0	0	2,034	0	2,034
519800	Workers Compensation	0	0	0	0	85,432	0	85,432
	SUBTOTAL BENEFITS	**0**	**0**	**0**	**0**	**4,679,521**	**0**	**4,679,521**
	TOTAL PERSONAL SERVICES	**0**	**0**	**0**	**0**	**25,026,572**	**0**	**25,026,572**
521000	Operating Expense	0	0	0	0	17,760,568	0	17,760,568
540000	Travel	0	0	0	0	36,284	0	36,284
550000	Capital Outlay	0	0	0	0	100,500	0	100,500
570000	Cost of Goods Sold	0	0	0	0	501,648	0	501,648
	TOTAL NET OPERATING EXPENSES	**0**	**0**	**0**	**0**	**18,399,000**	**0**	**18,399,000**
	SUB PROGRAM TOTAL	**0**	**0**	**0**	**0**	**43,425,572**	**0**	**43,425,572**

EXPENDITURE SUMMARY
2020-2021 GENERAL OPERATING BUDGET
UNIVERSITY OF NEBRASKA - LINCOLN
EXCLUDING IANR AND NCTA

SUBPROGRAM #/NAME 77 Intercollegiate Athletics

		UNRESTRICTED	DESIGNATED AND/OR RESTRICTED					
ACCOUNT	**DESCRIPTION**	**STATE AND UNIVERSITY GENERATED**	**CASH**	**REVOLVING**	**FEDERAL**	**AUXILIARIES AND SERVICES**	**TRUST**	**TOTAL**
	Assistant Professor	0	0	0	0	99,934	0	99,934
	Other	0	0	0	0	21,969	0	21,969
	SUBTOTAL FACULTY	**0**	**0**	**0**	**0**	**121,903**	**0**	**121,903**
512100	Other Administrators	0	0	0	0	20,616,478	0	20,616,478
513000	Managerial/Professional	0	0	0	0	21,548,153	0	21,548,153
514000	Clerical/Technical/Service	0	0	0	0	3,249,172	0	3,249,172
515000	Other Academic	0	0	0	0	186,058	0	186,058
516000	Student Wages	0	0	0	0	1,259,968	0	1,259,968
517000	Supplemental Salaries & Wages	0	0	0	0	665,636	0	665,636
	SUBTOTAL NONFACULTY	**0**	**0**	**0**	**0**	**47,525,465**	**0**	**47,525,465**
	SUBTOTAL SALARIES & WAGES	**0**	**0**	**0**	**0**	**47,647,368**	**0**	**47,647,368**
519100	Retirement Contribution	0	0	0	0	2,134,973	0	2,134,973
519200	FICA Contribution	0	0	0	0	2,263,191	0	2,263,191
519300	Health Insurance Contribution	0	0	0	0	3,703,786	0	3,703,786
519400	Life Insurance Contribution	0	0	0	0	25,205	0	25,205
519700	Unemployment Compensation	0	0	0	0	6,997	0	6,997
519800	Workers Compensation	0	0	0	0	270,395	0	270,395
	SUBTOTAL BENEFITS	**0**	**0**	**0**	**0**	**8,404,547**	**0**	**8,404,547**
	TOTAL PERSONAL SERVICES	**0**	**0**	**0**	**0**	**56,051,915**	**0**	**56,051,915**
521000	Operating Expense	0	0	0	0	78,387,288	0	78,387,288
	TOTAL NET OPERATING EXPENSES	**0**	**0**	**0**	**0**	**78,387,288**	**0**	**78,387,288**
	SUB PROGRAM TOTAL	**0**	**0**	**0**	**0**	**134,439,203**	**0**	**134,439,203**

EXPENDITURE SUMMARY
2020-2021 GENERAL OPERATING BUDGET
UNIVERSITY OF NEBRASKA - LINCOLN
EXCLUDING IANR AND NCTA

SUBPROGRAM #/NAME 79 Other Auxiliary Enterprises

		UNRESTRICTED	DESIGNATED AND/OR RESTRICTED					
ACCOUNT	**DESCRIPTION**	**STATE AND UNIVERSITY GENERATED**	**CASH**	**REVOLVING**	**FEDERAL**	**AUXILIARIES AND SERVICES**	**TRUST**	**TOTAL**
512100	Other Administrators	0	0	0	0	215,156	0	215,156
513000	Managerial/Professional	184,060	0	0	0	2,718,575	0	2,902,635
514000	Clerical/Technical/Service	149,241	0	0	0	916,211	0	1,065,452
516000	Student Wages	0	0	0	0	49,829	0	49,829
	SUBTOTAL NONFACULTY	**333,301**	**0**	**0**	**0**	**3,899,771**	**0**	**4,233,072**
	SUBTOTAL SALARIES & WAGES	**333,301**	**0**	**0**	**0**	**3,899,771**	**0**	**4,233,072**
519100	Retirement Contribution	26,450	0	0	0	223,259	0	249,709
519200	FICA Contribution	24,201	0	0	0	247,859	0	272,060
519300	Health Insurance Contribution	106,265	0	0	0	581,749	0	688,014
519400	Life Insurance Contribution	374	0	0	0	3,475	0	3,849
519700	Unemployment Compensation	0	0	0	0	573	0	573
519800	Workers Compensation	0	0	0	0	22,126	0	22,126
	SUBTOTAL BENEFITS	**157,290**	**0**	**0**	**0**	**1,079,041**	**0**	**1,236,331**
	TOTAL PERSONAL SERVICES	**490,591**	**0**	**0**	**0**	**4,978,812**	**0**	**5,469,403**
521000	Operating Expense	25,000	0	0	0	4,141,321	0	4,166,321
540000	Travel	0	0	0	0	133,350	0	133,350
570000	Cost of Goods Sold	0	0	0	0	1,994,100	0	1,994,100
	TOTAL NET OPERATING EXPENSES	**25,000**	**0**	**0**	**0**	**6,268,771**	**0**	**6,293,771**
	SUB PROGRAM TOTAL	**515,591**	**0**	**0**	**0**	**11,247,583**	**0**	**11,763,174**

EXPENDITURE SUMMARY
2020-2021 GENERAL OPERATING BUDGET
UNIVERSITY OF NEBRASKA - LINCOLN
EXCLUDING IANR AND NCTA

SUBPROGRAM #/NAME 98 Company Balance Sheets

		UNRESTRICTED	DESIGNATED AND/OR RESTRICTED					
ACCOUNT	**DESCRIPTION**	**STATE AND UNIVERSITY GENERATED**	**CASH**	**REVOLVING**	**FEDERAL**	**AUXILIARIES AND SERVICES**	**TRUST**	**TOTAL**
512100	Other Administrators	0	0	0	0	1,112,423	0	1,112,423
513000	Managerial/Professional	0	0	0	0	2,062,243	0	2,062,243
514000	Clerical/Technical/Service	0	0	0	0	206,169	0	206,169
	SUBTOTAL NONFACULTY	**0**	**0**	**0**	**0**	**3,380,835**	**0**	**3,380,835**
	SUBTOTAL SALARIES & WAGES	**0**	**0**	**0**	**0**	**3,380,835**	**0**	**3,380,835**
519100	Retirement Contribution	0	0	0	0	199,217	0	199,217
519200	FICA Contribution	0	0	0	0	202,458	0	202,458
519300	Health Insurance Contribution	0	0	0	0	466,589	0	466,589
519400	Life Insurance Contribution	0	0	0	0	2,903	0	2,903
519700	Unemployment Compensation	0	0	0	0	289	0	289
519800	Workers Compensation	0	0	0	0	11,167	0	11,167
	SUBTOTAL BENEFITS	**0**	**0**	**0**	**0**	**882,623**	**0**	**882,623**
	TOTAL PERSONAL SERVICES	**0**	**0**	**0**	**0**	**4,263,458**	**0**	**4,263,458**
521000	Operating Expense	0	0	0	196,961,393	52,275,276	98,085,987	347,322,656
	TOTAL NET OPERATING EXPENSES	**0**	**0**	**0**	**196,961,393**	**52,275,276**	**98,085,987**	**347,322,656**
	SUB PROGRAM TOTAL	**0**	**0**	**0**	**196,961,393**	**56,538,734**	**98,085,987**	**351,586,114**

EXPENDITURE SUMMARY
2020-2021 GENERAL OPERATING BUDGET
UNIVERSITY OF NEBRASKA - LINCOLN
INSTITUTE OF AGRICULTURE AND NATURAL RESOURCES

CAMPUS TOTAL

		UNRESTRICTED	DESIGNATED AND/OR RESTRICTED					
ACCOUNT	**DESCRIPTION**	**STATE AND UNIVERSITY GENERATED**	**CASH**	**REVOLVING**	**FEDERAL**	**AUXILIARIES AND SERVICES**	**TRUST**	**TOTAL**
511000	FACULTY							
	Professor	22,745,344	0	470,483	385,990	82,362	1,110,932	24,795,111
	Associate Professor	14,555,413	0	423,353	364,637	0	316,067	15,659,470
	Assistant Professor	11,778,453	0	1,103,182	577,395	0	649,840	14,108,870
	Other	17,197,566	0	52,679	1,882,072	-93,213	1,774,815	20,813,919
	SUBTOTAL FACULTY	**66,276,776**	**0**	**2,049,697**	**3,210,094**	**-10,851**	**3,851,654**	**75,377,370**
512100	Other Administrators	4,874,918	0	0	31,238	0	0	4,906,156
512000	Chairpersons	3,612,022	0	16,458	0	0	851,139	4,479,619
513000	Managerial/Professional	15,753,417	0	7,773,611	1,924,690	995,936	2,518,555	28,966,209
514000	Clerical/Technical/Service	5,170,304	0	2,581,329	3,910,846	238,430	382,973	12,283,882
515000	Other Academic	4,260,788	0	1,622,666	595,485	0	403,499	6,882,438
516000	Student Wages	871,115	0	372,935	0	40,950	0	1,285,000
517000	Supplemental Salaries & Wages	0	0	25,000	0	0	0	25,000
	SUBTOTAL NONFACULTY	**34,542,564**	**0**	**12,391,999**	**6,462,259**	**1,275,316**	**4,156,166**	**58,828,304**
	SUBTOTAL SALARIES & WAGES	**100,819,340**	**0**	**14,441,696**	**9,672,353**	**1,264,465**	**8,007,820**	**134,205,674**
519100	Retirement Contribution	6,501,890	0	664,317	348,208	82,191	280,279	7,876,885
519200	FICA Contribution	5,707,039	0	924,269	570,670	89,776	376,368	7,668,122
519300	Health Insurance Contribution	11,408,838	0	2,989,438	1,721,681	228,869	1,105,080	17,453,906
519400	Life Insurance Contribution	86,475	0	14,448	9,675	1,264	8,011	119,873
519800	Workers Compensation	284,237	0	0	0	0	0	284,237
	SUBTOTAL BENEFITS	**23,988,479**	**0**	**4,592,472**	**2,650,234**	**402,100**	**1,769,738**	**33,403,023**
	TOTAL PERSONAL SERVICES	**124,807,819**	**0**	**19,034,168**	**12,322,587**	**1,666,565**	**9,777,558**	**167,608,697**
521000	Operating Expense	10,564,957	0	6,618,455	25,672,713	2,973,935	22,222,442	68,052,502
529000	Utilities	783,024	0	3,600	0	0	0	786,624
530000	Supplies & Materials	39,329	0	0	0	0	0	39,329
540000	Travel	761,369	0	460,261	4,700	79,500	0	1,305,830
550000	Capital Outlay	41,977	1,600,000	1,883,516	0	80,000	0	3,605,493
	TOTAL NET OPERATING EXPENSES	**12,190,656**	**1,600,000**	**8,965,832**	**25,677,413**	**3,133,435**	**22,222,442**	**73,789,778**
	CAMPUS TOTAL	**136,998,475**	**1,600,000**	**28,000,000**	**38,000,000**	**4,800,000**	**32,000,000**	**241,398,475**

REVENUE SUMMARY
2020-2021 GENERAL OPERATING BUDGET
UNIVERSITY OF NEBRASKA - LINCOLN
INSTITUTE OF AGRICULTURE AND NATURAL RESOURCES

CAMPUS TOTAL

7/30/20 10:33:32AM

		UNRESTRICTED	DESIGNATED AND/OR RESTRICTED					
ACCOUNT	**DESCRIPTION**	**STATE AND UNIVERSITY GENERATED**	**CASH**	**REVOLVING**	**FEDERAL**	**AUXILIARIES AND SERVICES**	**TRUST**	**TOTAL**
410000	State Appropriation	104,827,560	0	0	0	0	0	104,827,560
TOTAL STATE SUPPORT		**104,827,560**	**0**	**0**	**0**	**0**	**0**	**104,827,560**
420000	Federal Appropriation	6,201,594	0	0	0	0	0	6,201,594
450000	Sales and Services	0	0	0	5,324,046	0	0	5,324,046
460000	Restricted Revenue	0	0	0	32,675,954	0	0	32,675,954
TOTAL FEDERAL FUND		**6,201,594**	**0**	**0**	**38,000,000**	**0**	**0**	**44,201,594**
450000	Sales and Services	0	0	52,683,762	0	5,350,337	0	58,034,099
459950	Sales & Services/Offset -	0	0	-24,683,762	0	-550,337	0	-25,234,099
TOTAL REVOLVING FUND		**0**	**0**	**28,000,000**	**0**	**4,800,000**	**0**	**32,800,000**
460000	Restricted Revenue	0	0	0	0	0	32,000,000	32,000,000
TOTAL TRUST FUND		**0**	**0**	**0**	**0**	**0**	**32,000,000**	**32,000,000**
441100	Undergraduate Resident	13,033,649	0	0	0	0	0	13,033,649
441110	Undergraduate Nonresident	16,661,724	0	0	0	0	0	16,661,724
441200	Graduate Resident	1,414,515	0	0	0	0	0	1,414,515
441210	Graduate Nonresident	7,460,657	0	0	0	0	0	7,460,657
TOTAL GROSS TUITION		**38,570,545**	**0**	**0**	**0**	**0**	**0**	**38,570,545**
441001	Tuition Adjustments	-543,583	0	0	0	0	0	-543,583
441990	Tuition Remissions	-11,589,019	0	0	0	0	0	-11,589,019
TOTAL TUITION OFFSETS		**-12,132,602**	**0**	**0**	**0**	**0**	**0**	**-12,132,602**
SUBTOTAL NET TUITION (CASH)		**26,437,943**	**0**	**0**	**0**	**0**	**0**	**26,437,943**
461900	Indirect Costs-Federal	0	1,600,000	0	0	0	0	1,600,000
833428	U-Wide Debt Svc & Admin S	-468,622	0	0	0	0	0	-468,622
SUBTOTAL OTHER CASH		**-468,622**	**1,600,000**	**0**	**0**	**0**	**0**	**1,131,378**
TOTAL CASH FUND		**25,969,321**	**1,600,000**	**0**	**0**	**0**	**0**	**27,569,321**
TOTAL REVENUE		**136,998,475**	**1,600,000**	**28,000,000**	**38,000,000**	**4,800,000**	**32,000,000**	**241,398,475**

EXPENDITURE SUMMARY
2020-2021 GENERAL OPERATING BUDGET
UNIVERSITY OF NEBRASKA - LINCOLN
INSTITUTE OF AGRICULTURE AND NATURAL RESOURCES

SUBPROGRAM #/NAME 61 College of Ag Sciences and Natural Resources

		UNRESTRICTED	DESIGNATED AND/OR RESTRICTED					
ACCOUNT	**DESCRIPTION**	**STATE AND UNIVERSITY GENERATED**	**CASH**	**REVOLVING**	**FEDERAL**	**AUXILIARIES AND SERVICES**	**TRUST**	**TOTAL**
511000 FACULTY								
	Professor	4,573,408	0	200,355	0	0	155,000	4,928,763
	Associate Professor	3,556,542	0	184,366	0	0	17,807	3,758,715
	Assistant Professor	2,967,415	0	372,007	0	0	47,139	3,386,561
	Other	169,421	0	32,948	0	0	0	202,369
	SUBTOTAL FACULTY	**11,266,786**	**0**	**789,676**	**0**	**0**	**219,946**	**12,276,408**
512100	Other Administrators	846,794	0	0	0	0	0	846,794
512000	Chairpersons	791,375	0	0	0	0	0	791,375
513000	Managerial/Professional	1,424,572	0	422,862	43,501	0	197,471	2,088,406
514000	Clerical/Technical/Service	497,379	0	61,600	0	0	0	558,979
515000	Other Academic	581,992	0	0	0	0	0	581,992
516000	Student Wages	168,819	0	9,758	0	0	0	178,577
	SUBTOTAL NONFACULTY	**4,310,931**	**0**	**494,220**	**43,501**	**0**	**197,471**	**5,046,123**
	SUBTOTAL SALARIES & WAGES	**15,577,717**	**0**	**1,283,896**	**43,501**	**0**	**417,417**	**17,322,531**
519100	Retirement Contribution	1,090,441	0	59,060	1,566	0	14,610	1,165,677
519200	FICA Contribution	1,059,288	0	82,170	2,567	0	19,619	1,163,644
519300	Health Insurance Contribution	2,648,216	0	265,768	7,743	0	57,603	2,979,330
519400	Life Insurance Contribution	15,580	0	1,286	44	0	417	17,327
	SUBTOTAL BENEFITS	**4,813,525**	**0**	**408,284**	**11,920**	**0**	**92,249**	**5,325,978**
	TOTAL PERSONAL SERVICES	**20,391,242**	**0**	**1,692,180**	**55,421**	**0**	**509,666**	**22,648,509**
521000	Operating Expense	4,027,864	0	820,294	0	0	0	4,848,158
540000	Travel	34,674	0	5,500	0	0	0	40,174
550000	Capital Outlay	8,951	0	0	0	0	0	8,951
	TOTAL NET OPERATING EXPENSES	**4,071,489**	**0**	**825,794**	**0**	**0**	**0**	**4,897,283**
	SUB PROGRAM TOTAL	**24,462,731**	**0**	**2,517,974**	**55,421**	**0**	**509,666**	**27,545,792**

EXPENDITURE SUMMARY
2020-2021 GENERAL OPERATING BUDGET
UNIVERSITY OF NEBRASKA - LINCOLN
INSTITUTE OF AGRICULTURE AND NATURAL RESOURCES

SUBPROGRAM #/NAME 62 Agriculture Research Division

		UNRESTRICTED	DESIGNATED AND/OR RESTRICTED					
ACCOUNT	**DESCRIPTION**	**STATE AND UNIVERSITY GENERATED**	**CASH**	**REVOLVING**	**FEDERAL**	**AUXILIARIES AND SERVICES**	**TRUST**	**TOTAL**
511000	FACULTY							
	Professor	10,020,534	0	166,626	0	0	609,529	10,796,689
	Associate Professor	5,970,131	0	140,492	0	0	209,872	6,320,495
	Assistant Professor	4,130,467	0	616,483	318,744	0	246,804	5,312,498
	Other	787,477	0	19,731	0	0	0	807,208
	SUBTOTAL FACULTY	**20,908,609**	**0**	**943,332**	**318,744**	**0**	**1,066,205**	**23,236,890**
512100	Other Administrators	1,120,684	0	0	0	0	0	1,120,684
512000	Chairpersons	1,572,178	0	16,458	0	0	0	1,588,636
513000	Managerial/Professional	6,221,604	0	4,713,615	610,374	589,464	1,182,241	13,317,298
514000	Clerical/Technical/Service	2,764,239	0	2,207,924	3,736,921	191,738	250,022	9,150,844
515000	Other Academic	3,385,275	0	1,574,666	595,485	0	239,999	5,795,425
516000	Student Wages	560,876	0	321,902	0	7,000	0	889,778
517000	Supplemental Salaries & Wages	0	0	25,000	0	0	0	25,000
	SUBTOTAL NONFACULTY	**15,624,856**	**0**	**8,859,565**	**4,942,780**	**788,202**	**1,672,262**	**31,887,665**
	SUBTOTAL SALARIES & WAGES	**36,533,465**	**0**	**9,802,897**	**5,261,524**	**788,202**	**2,738,467**	**55,124,555**
519100	Retirement Contribution	2,557,353	0	450,934	189,417	51,233	95,848	3,344,785
519200	FICA Contribution	2,484,279	0	627,386	310,432	55,962	128,707	3,606,766
519300	Health Insurance Contribution	6,210,698	0	2,029,204	936,552	142,665	377,910	9,697,029
519400	Life Insurance Contribution	36,542	0	9,808	5,264	788	2,741	55,143
	SUBTOTAL BENEFITS	**11,288,872**	**0**	**3,117,332**	**1,441,665**	**250,648**	**605,206**	**16,703,723**
	TOTAL PERSONAL SERVICES	**47,822,337**	**0**	**12,920,229**	**6,703,189**	**1,038,850**	**3,343,673**	**71,828,278**
521000	Operating Expense	2,536,710	0	19,351,116	0	2,780,194	0	24,668,020
529000	Utilities	0	0	3,600	0	0	0	3,600
530000	Supplies & Materials	37,235	0	0	0	0	0	37,235
540000	Travel	179,527	0	321,401	0	38,000	0	538,928
550000	Capital Outlay	0	0	1,749,190	0	80,000	0	1,829,190
	TOTAL NET OPERATING EXPENSES	**2,753,472**	**0**	**21,425,307**	**0**	**2,898,194**	**0**	**27,076,973**
	SUB PROGRAM TOTAL	**50,575,809**	**0**	**34,345,536**	**6,703,189**	**3,937,044**	**3,343,673**	**98,905,251**

EXPENDITURE SUMMARY
2020-2021 GENERAL OPERATING BUDGET
UNIVERSITY OF NEBRASKA - LINCOLN
INSTITUTE OF AGRICULTURE AND NATURAL RESOURCES

SUBPROGRAM #/NAME 63 Cooperative Extension Service

		UNRESTRICTED	DESIGNATED AND/OR RESTRICTED					
ACCOUNT	**DESCRIPTION**	**STATE AND UNIVERSITY GENERATED**	**CASH**	**REVOLVING**	**FEDERAL**	**AUXILIARIES AND SERVICES**	**TRUST**	**TOTAL**
511000 FACULTY								
	Professor	7,797,637	0	103,502	260,669	0	145,237	8,307,045
	Associate Professor	4,945,645	0	98,495	364,637	0	88,388	5,497,165
	Assistant Professor	4,442,089	0	106,194	119,622	0	216,961	4,884,866
	Other	1,048,117	0	0	0	0	0	1,048,117
	SUBTOTAL FACULTY	**18,233,488**	**0**	**308,191**	**744,928**	**0**	**450,586**	**19,737,193**
512100	Other Administrators	1,290,184	0	0	31,238	0	0	1,321,422
512000	Chairpersons	1,248,469	0	0	0	0	50,369	1,298,838
513000	Managerial/Professional	2,071,954	0	1,762,104	484,327	167,367	657,851	5,143,603
514000	Clerical/Technical/Service	1,037,870	0	280,061	84,322	0	0	1,402,253
515000	Other Academic	251,409	0	48,000	0	0	0	299,409
516000	Student Wages	140,393	0	15,835	0	1,563	0	157,791
	SUBTOTAL NONFACULTY	**6,040,279**	**0**	**2,106,000**	**599,887**	**168,930**	**708,220**	**9,623,316**
	SUBTOTAL SALARIES & WAGES	**24,273,767**	**0**	**2,414,191**	**1,344,815**	**168,930**	**1,158,806**	**29,360,509**
519100	Retirement Contribution	1,699,167	0	111,051	48,414	10,981	40,559	1,910,172
519200	FICA Contribution	1,650,622	0	154,508	79,343	11,994	54,464	1,950,931
519300	Health Insurance Contribution	4,126,539	0	499,739	239,378	30,576	159,915	5,056,147
519400	Life Insurance Contribution	24,274	0	2,413	1,345	169	1,158	29,359
	SUBTOTAL BENEFITS	**7,500,602**	**0**	**767,711**	**368,480**	**53,720**	**256,096**	**8,946,609**
	TOTAL PERSONAL SERVICES	**31,774,369**	**0**	**3,181,902**	**1,713,295**	**222,650**	**1,414,902**	**38,307,118**
521000	Operating Expense	1,283,900	0	5,126,402	0	168,891	0	6,579,193
530000	Supplies & Materials	2,094	0	0	0	0	0	2,094
540000	Travel	348,398	0	132,360	0	11,500	0	492,258
550000	Capital Outlay	0	0	25,000	0	0	0	25,000
	TOTAL NET OPERATING EXPENSES	**1,634,392**	**0**	**5,283,762**	**0**	**180,391**	**0**	**7,098,545**
	SUB PROGRAM TOTAL	**33,408,761**	**0**	**8,465,664**	**1,713,295**	**403,041**	**1,414,902**	**45,405,663**

EXPENDITURE SUMMARY
2020-2021 GENERAL OPERATING BUDGET
UNIVERSITY OF NEBRASKA - LINCOLN
INSTITUTE OF AGRICULTURE AND NATURAL RESOURCES

SUBPROGRAM #/NAME 64 NE Innovation Campus

		UNRESTRICTED	DESIGNATED AND/OR RESTRICTED					
ACCOUNT	DESCRIPTION	STATE AND UNIVERSITY GENERATED	CASH	REVOLVING	FEDERAL	AUXILIARIES AND SERVICES	TRUST	TOTAL
513000	Managerial/Professional	60,945	0	40,809	0	0	0	101,754
	SUBTOTAL NONFACULTY	**60,945**	**0**	**40,809**	**0**	**0**	**0**	**101,754**
	SUBTOTAL SALARIES & WAGES	**60,945**	**0**	**40,809**	**0**	**0**	**0**	**101,754**
519100	Retirement Contribution	4,266	0	1,877	0	0	0	6,143
519200	FICA Contribution	4,144	0	2,612	0	0	0	6,756
519300	Health Insurance Contribution	10,361	0	8,447	0	0	0	18,808
519400	Life Insurance Contribution	61	0	41	0	0	0	102
	SUBTOTAL BENEFITS	**18,832**	**0**	**12,977**	**0**	**0**	**0**	**31,809**
	TOTAL PERSONAL SERVICES	**79,777**	**0**	**53,786**	**0**	**0**	**0**	**133,563**
	SUB PROGRAM TOTAL	**79,777**	**0**	**53,786**	**0**	**0**	**0**	**133,563**

EXPENDITURE SUMMARY
2020-2021 GENERAL OPERATING BUDGET
UNIVERSITY OF NEBRASKA - LINCOLN
INSTITUTE OF AGRICULTURE AND NATURAL RESOURCES

SUBPROGRAM #/NAME 65 Nebraska Forest Service

		UNRESTRICTED	DESIGNATED AND/OR RESTRICTED					
ACCOUNT	**DESCRIPTION**	**STATE AND UNIVERSITY GENERATED**	**CASH**	**REVOLVING**	**FEDERAL**	**AUXILIARIES AND SERVICES**	**TRUST**	**TOTAL**
511000 FACULTY								
	Professor	323,765	0	0	125,321	0	32,636	481,722
	Associate Professor	83,095	0	0	0	0	0	83,095
	Assistant Professor	238,482	0	0	139,029	0	0	377,511
	SUBTOTAL FACULTY	**645,342**	**0**	**0**	**264,350**	**0**	**32,636**	**942,328**
512100	Other Administrators	129,121	0	0	0	0	0	129,121
513000	Managerial/Professional	552,540	0	0	705,317	0	22,669	1,280,526
514000	Clerical/Technical/Service	192,883	0	0	89,603	46,692	117,320	446,498
	SUBTOTAL NONFACULTY	**874,544**	**0**	**0**	**794,920**	**46,692**	**139,989**	**1,856,145**
	SUBTOTAL SALARIES & WAGES	**1,519,886**	**0**	**0**	**1,059,270**	**46,692**	**172,625**	**2,798,473**
519100	Retirement Contribution	106,393	0	0	38,134	3,035	6,042	153,604
519200	FICA Contribution	103,352	0	0	62,497	3,315	8,114	177,278
519300	Health Insurance Contribution	258,381	0	0	188,550	8,451	23,822	479,204
519400	Life Insurance Contribution	1,520	0	0	1,059	47	174	2,800
	SUBTOTAL BENEFITS	**469,646**	**0**	**0**	**290,240**	**14,848**	**38,152**	**812,886**
	TOTAL PERSONAL SERVICES	**1,989,532**	**0**	**0**	**1,349,510**	**61,540**	**210,777**	**3,611,359**
521000	Operating Expense	1,089,388	0	91,000	0	63,637	0	1,244,025
540000	Travel	0	0	1,000	0	0	0	1,000
	TOTAL NET OPERATING EXPENSES	**1,089,388**	**0**	**92,000**	**0**	**63,637**	**0**	**1,245,025**
	SUB PROGRAM TOTAL	**3,078,920**	**0**	**92,000**	**1,349,510**	**125,177**	**210,777**	**4,856,384**

EXPENDITURE SUMMARY
2020-2021 GENERAL OPERATING BUDGET
UNIVERSITY OF NEBRASKA - LINCOLN
INSTITUTE OF AGRICULTURE AND NATURAL RESOURCES

SUBPROGRAM #/NAME 66 Other IANR

		UNRESTRICTED	DESIGNATED AND/OR RESTRICTED					
ACCOUNT	**DESCRIPTION**	**STATE AND UNIVERSITY GENERATED**	**CASH**	**REVOLVING**	**FEDERAL**	**AUXILIARIES AND SERVICES**	**TRUST**	**TOTAL**
511000 FACULTY								
	Professor	30,000	0	0	0	82,362	65,000	177,362
	Other	15,084,659	0	0	0	-93,213	96,095	15,087,541
	SUBTOTAL FACULTY	**15,114,659**	**0**	**0**	**0**	**-10,851**	**161,095**	**15,264,903**
512100	Other Administrators	1,254,707	0	0	0	0	0	1,254,707
513000	Managerial/Professional	5,028,653	0	435,899	0	239,105	90,677	5,794,334
514000	Clerical/Technical/Service	677,933	0	31,744	0	0	15,631	725,308
516000	Student Wages	1,027	0	25,440	0	32,387	0	58,854
	SUBTOTAL NONFACULTY	**6,962,320**	**0**	**493,083**	**0**	**271,492**	**106,308**	**7,833,203**
	SUBTOTAL SALARIES & WAGES	**22,076,979**	**0**	**493,083**	**0**	**260,641**	**267,403**	**23,098,106**
519100	Retirement Contribution	989,909	0	22,681	0	16,942	9,359	1,038,891
519200	FICA Contribution	352,546	0	31,557	0	18,505	12,567	415,175
519300	Health Insurance Contribution	-1,977,376	0	102,068	0	47,177	36,902	-1,791,229
519400	Life Insurance Contribution	7,721	0	493	0	260	268	8,742
519800	Workers Compensation	284,237	0	0	0	0	0	284,237
	SUBTOTAL BENEFITS	**-342,963**	**0**	**156,799**	**0**	**82,884**	**59,096**	**-44,184**
	TOTAL PERSONAL SERVICES	**21,734,016**	**0**	**649,882**	**0**	**343,525**	**326,499**	**23,053,922**
521000	Operating Expense	1,279,805	0	-18,770,357	0	-38,787	0	-17,529,339
529000	Utilities	783,024	0	0	0	0	0	783,024
540000	Travel	171,770	0	0	0	30,000	0	201,770
550000	Capital Outlay	9,726	1,600,000	109,326	0	0	0	1,719,052
	TOTAL NET OPERATING EXPENSES	**2,244,325**	**1,600,000**	**-18,661,031**	**0**	**-8,787**	**0**	**-14,825,493**
	SUB PROGRAM TOTAL	**23,978,341**	**1,600,000**	**-18,011,149**	**0**	**334,738**	**326,499**	**8,228,429**

EXPENDITURE SUMMARY
2020-2021 GENERAL OPERATING BUDGET
UNIVERSITY OF NEBRASKA - LINCOLN
INSTITUTE OF AGRICULTURE AND NATURAL RESOURCES

SUBPROGRAM #/NAME 68 IANR International Programs

		UNRESTRICTED	DESIGNATED AND/OR RESTRICTED					
ACCOUNT	**DESCRIPTION**	**STATE AND UNIVERSITY GENERATED**	**CASH**	**REVOLVING**	**FEDERAL**	**AUXILIARIES AND SERVICES**	**TRUST**	**TOTAL**
511000 FACULTY								
	Professor	0	0	0	0	0	103,530	103,530
	Assistant Professor	0	0	8,498	0	0	138,936	147,434
	Other	107,892	0	0	0	0	0	107,892
	SUBTOTAL FACULTY	**107,892**	**0**	**8,498**	**0**	**0**	**242,466**	**358,856**
512100	Other Administrators	233,428	0	0	0	0	0	233,428
512000	Chairpersons	0	0	0	0	0	800,770	800,770
513000	Managerial/Professional	393,149	0	398,322	81,171	0	367,646	1,240,288
515000	Other Academic	42,112	0	0	0	0	163,500	205,612
	SUBTOTAL NONFACULTY	**668,689**	**0**	**398,322**	**81,171**	**0**	**1,331,916**	**2,480,098**
	SUBTOTAL SALARIES & WAGES	**776,581**	**0**	**406,820**	**81,171**	**0**	**1,574,382**	**2,838,954**
519100	Retirement Contribution	54,361	0	18,714	2,922	0	55,105	131,102
519200	FICA Contribution	52,808	0	26,036	4,789	0	73,997	157,630
519300	Health Insurance Contribution	132,019	0	84,212	14,448	0	217,265	447,944
519400	Life Insurance Contribution	777	0	407	81	0	1,575	2,840
	SUBTOTAL BENEFITS	**239,965**	**0**	**129,369**	**22,240**	**0**	**347,942**	**739,516**
	TOTAL PERSONAL SERVICES	**1,016,546**	**0**	**536,189**	**103,411**	**0**	**1,922,324**	**3,578,470**
521000	Operating Expense	347,290	0	0	0	0	0	347,290
540000	Travel	27,000	0	0	0	0	0	27,000
550000	Capital Outlay	23,300	0	0	0	0	0	23,300
	TOTAL NET OPERATING EXPENSES	**397,590**	**0**	**0**	**0**	**0**	**0**	**397,590**
	SUB PROGRAM TOTAL	**1,414,136**	**0**	**536,189**	**103,411**	**0**	**1,922,324**	**3,976,060**

EXPENDITURE SUMMARY
2020-2021 GENERAL OPERATING BUDGET
UNIVERSITY OF NEBRASKA - LINCOLN
INSTITUTE OF AGRICULTURE AND NATURAL RESOURCES

SUBPROGRAM #/NAME 74 Agency Funds

		UNRESTRICTED	DESIGNATED AND/OR RESTRICTED					
ACCOUNT	**DESCRIPTION**	**STATE AND UNIVERSITY GENERATED**	**CASH**	**REVOLVING**	**FEDERAL**	**AUXILIARIES AND SERVICES**	**TRUST**	**TOTAL**
521000	Operating Expense	0	0	0	787,963	0	0	787,963
540000	Travel	0	0	0	4,700	0	0	4,700
	TOTAL NET OPERATING EXPENSES	**0**	**0**	**0**	**792,663**	**0**	**0**	**792,663**
	SUB PROGRAM TOTAL	**0**	**0**	**0**	**792,663**	**0**	**0**	**792,663**

EXPENDITURE SUMMARY
2020-2021 GENERAL OPERATING BUDGET
UNIVERSITY OF NEBRASKA - LINCOLN
INSTITUTE OF AGRICULTURE AND NATURAL RESOURCES

SUBPROGRAM #/NAME 98 Company Balance Sheets

		UNRESTRICTED	DESIGNATED AND/OR RESTRICTED					
ACCOUNT	DESCRIPTION	STATE AND UNIVERSITY GENERATED	CASH	REVOLVING	FEDERAL	AUXILIARIES AND SERVICES	TRUST	TOTAL
	Other	0	0	0	1,882,072	0	1,678,720	3,560,792
	SUBTOTAL FACULTY	**0**	**0**	**0**	**1,882,072**	**0**	**1,678,720**	**3,560,792**
	SUBTOTAL SALARIES & WAGES	**0**	**0**	**0**	**1,882,072**	**0**	**1,678,720**	**3,560,792**
519100	Retirement Contribution	0	0	0	67,755	0	58,756	126,511
519200	FICA Contribution	0	0	0	111,042	0	78,900	189,942
519300	Health Insurance Contribution	0	0	0	335,010	0	231,663	566,673
519400	Life Insurance Contribution	0	0	0	1,882	0	1,678	3,560
	SUBTOTAL BENEFITS	**0**	**0**	**0**	**515,689**	**0**	**370,997**	**886,686**
	TOTAL PERSONAL SERVICES	**0**	**0**	**0**	**2,397,761**	**0**	**2,049,717**	**4,447,478**
521000	Operating Expense	0	0	0	24,884,750	0	22,222,442	47,107,192
	TOTAL NET OPERATING EXPENSES	**0**	**0**	**0**	**24,884,750**	**0**	**22,222,442**	**47,107,192**
	SUB PROGRAM TOTAL	**0**	**0**	**0**	**27,282,511**	**0**	**24,272,159**	**51,554,670**

EXPENDITURE SUMMARY
2020-2021 GENERAL OPERATING BUDGET
NEBRASKA COLLEGE OF TECHNICAL AGRICULTURE

CAMPUS TOTAL

		UNRESTRICTED	DESIGNATED AND/OR RESTRICTED					
ACCOUNT	**DESCRIPTION**	**STATE AND UNIVERSITY GENERATED**	**CASH**	**REVOLVING**	**FEDERAL**	**AUXILIARIES AND SERVICES**	**TRUST**	**TOTAL**
511000	FACULTY							
	Professor	104,263	0	0	0	0	0	104,263
	Associate Professor	605,079	0	0	0	0	0	605,079
	Assistant Professor	384,331	0	0	0	0	0	384,331
	Other	555,695	0	0	0	0	0	555,695
	SUBTOTAL FACULTY	**1,649,368**	**0**	**0**	**0**	**0**	**0**	**1,649,368**
512100	Other Administrators	324,435	0	0	0	0	0	324,435
513000	Managerial/Professional	448,901	0	0	0	84,718	0	533,619
514000	Clerical/Technical/Service	352,027	0	0	0	225,540	0	577,567
516000	Student Wages	54,162	0	4,341	0	20,555	0	79,058
	SUBTOTAL NONFACULTY	**1,179,525**	**0**	**4,341**	**0**	**330,813**	**0**	**1,514,679**
	SUBTOTAL SALARIES & WAGES	**2,828,893**	**0**	**4,341**	**0**	**330,813**	**0**	**3,164,047**
519100	Retirement Contribution	180,335	0	0	0	11,909	0	192,244
519200	FICA Contribution	206,035	0	0	0	22,826	0	228,861
519300	Health Insurance Contribution	401,132	0	195	0	88,988	0	490,315
519400	Life Insurance Contribution	2,731	0	0	0	331	0	3,062
519800	Workers Compensation	7,787	0	18	0	1,337	0	9,142
	SUBTOTAL BENEFITS	**798,020**	**0**	**213**	**0**	**125,391**	**0**	**923,624**
	TOTAL PERSONAL SERVICES	**3,626,913**	**0**	**4,554**	**0**	**456,204**	**0**	**4,087,671**
521000	Operating Expense	434,678	0	645,446	0	943,796	0	2,023,920
529000	Utilities	520,229	0	0	0	0	0	520,229
	TOTAL NET OPERATING EXPENSES	**954,907**	**0**	**645,446**	**0**	**943,796**	**0**	**2,544,149**
	CAMPUS TOTAL	**4,581,820**	**0**	**650,000**	**0**	**1,400,000**	**0**	**6,631,820**

REVENUE SUMMARY
2020-2021 GENERAL OPERATING BUDGET
NEBRASKA COLLEGE OF TECHNICAL AGRICULTURE

CAMPUS TOTAL

7/30/20 10:43:13AM

		UNRESTRICTED	DESIGNATED AND/OR RESTRICTED					
ACCOUNT	**DESCRIPTION**	**STATE AND UNIVERSITY GENERATED**	**CASH**	**REVOLVING**	**FEDERAL**	**AUXILIARIES AND SERVICES**	**TRUST**	**TOTAL**
410000	State Appropriation	3,605,038	0	0	0	0	0	3,605,038
TOTAL STATE SUPPORT		**3,605,038**	**0**	**0**	**0**	**0**	**0**	**3,605,038**
TOTAL FEDERAL FUND		**0**	**0**	**0**	**0**	**0**	**0**	**0**
450000	Sales and Services	0	0	650,000	0	1,400,000	0	2,050,000
TOTAL REVOLVING FUND		**0**	**0**	**650,000**	**0**	**1,400,000**	**0**	**2,050,000**
TOTAL TRUST FUND		**0**	**0**	**0**	**0**	**0**	**0**	**0**
441100	Undergraduate Resident	863,631	0	0	0	0	0	863,631
441110	Undergraduate Nonresident	251,963	0	0	0	0	0	251,963
TOTAL GROSS TUITION		**1,115,594**	**0**	**0**	**0**	**0**	**0**	**1,115,594**
441001	Tuition Adjustments	-28,178	0	0	0	0	0	-28,178
441990	Tuition Remissions	-110,634	0	0	0	0	0	-110,634
TOTAL TUITION OFFSETS		**-138,812**	**0**	**0**	**0**	**0**	**0**	**-138,812**
SUBTOTAL NET TUITION (CASH)		**976,782**	**0**	**0**	**0**	**0**	**0**	**976,782**
SUBTOTAL OTHER CASH		**0**	**0**	**0**	**0**	**0**	**0**	**0**
TOTAL CASH FUND		**976,782**	**0**	**0**	**0**	**0**	**0**	**976,782**
TOTAL REVENUE		**4,581,820**	**0**	**650,000**	**0**	**1,400,000**	**0**	**6,631,820**

EXPENDITURE SUMMARY
2020-2021 GENERAL OPERATING BUDGET
NEBRASKA COLLEGE OF TECHNICAL AGRICULTURE

SUBPROGRAM #/NAME 67 Nebraska College of Technical Agriculture

		UNRESTRICTED	DESIGNATED AND/OR RESTRICTED					
ACCOUNT	**DESCRIPTION**	**STATE AND UNIVERSITY GENERATED**	**CASH**	**REVOLVING**	**FEDERAL**	**AUXILIARIES AND SERVICES**	**TRUST**	**TOTAL**
511000 FACULTY								
	Professor	104,263	0	0	0	0	0	104,263
	Associate Professor	605,079	0	0	0	0	0	605,079
	Assistant Professor	384,331	0	0	0	0	0	384,331
	Other	555,695	0	0	0	0	0	555,695
	SUBTOTAL FACULTY	**1,649,368**	**0**	**0**	**0**	**0**	**0**	**1,649,368**
512100	Other Administrators	324,435	0	0	0	0	0	324,435
513000	Managerial/Professional	448,901	0	0	0	84,718	0	533,619
514000	Clerical/Technical/Service	352,027	0	0	0	225,540	0	577,567
516000	Student Wages	54,162	0	4,341	0	20,555	0	79,058
	SUBTOTAL NONFACULTY	**1,179,525**	**0**	**4,341**	**0**	**330,813**	**0**	**1,514,679**
	SUBTOTAL SALARIES & WAGES	**2,828,893**	**0**	**4,341**	**0**	**330,813**	**0**	**3,164,047**
519100	Retirement Contribution	180,335	0	0	0	11,909	0	192,244
519200	FICA Contribution	206,035	0	0	0	22,826	0	228,861
519300	Health Insurance Contribution	401,132	0	195	0	88,988	0	490,315
519400	Life Insurance Contribution	2,731	0	0	0	331	0	3,062
519800	Workers Compensation	7,787	0	18	0	1,337	0	9,142
	SUBTOTAL BENEFITS	**798,020**	**0**	**213**	**0**	**125,391**	**0**	**923,624**
	TOTAL PERSONAL SERVICES	**3,626,913**	**0**	**4,554**	**0**	**456,204**	**0**	**4,087,671**
521000	Operating Expense	434,678	0	645,446	0	943,796	0	2,023,920
529000	Utilities	520,229	0	0	0	0	0	520,229
	TOTAL NET OPERATING EXPENSES	**954,907**	**0**	**645,446**	**0**	**943,796**	**0**	**2,544,149**
	SUB PROGRAM TOTAL	**4,581,820**	**0**	**650,000**	**0**	**1,400,000**	**0**	**6,631,820**

EXPENDITURE SUMMARY
2020-2021 GENERAL OPERATING BUDGET
UNIVERSITY OF NEBRASKA MEDICAL CENTER

CAMPUS TOTAL

		UNRESTRICTED	DESIGNATED AND/OR RESTRICTED					
ACCOUNT	**DESCRIPTION**	**STATE AND UNIVERSITY GENERATED**	**CASH**	**REVOLVING**	**FEDERAL**	**AUXILIARIES AND SERVICES**	**TRUST**	**TOTAL**
511000	FACULTY							
	Professor	22,134,095	244,086	0	6,603,038	919,032	14,708,406	44,608,657
	Associate Professor	18,753,273	466,506	0	3,271,150	574,136	13,651,072	36,716,137
	Assistant Professor	22,998,940	2,357,477	39,160	4,351,478	1,097,606	25,876,658	56,721,319
	Instructor	5,072,465	449,246	0	1,588,290	293,459	3,345,485	10,748,945
	Other	11,700,730	-83,965	0	1,032,557	109,354	1,403,862	14,162,538
	SUBTOTAL FACULTY	**80,659,503**	**3,433,350**	**39,160**	**16,846,513**	**2,993,587**	**58,985,483**	**162,957,596**
512100	Other Administrators	9,970,973	524,501	3,000	523,990	1,404,280	1,010,739	13,437,483
512000	Chairpersons	4,145,838	35,460	0	95,504	9,000	1,067,839	5,353,641
513000	Managerial/Professional	28,478,089	5,099,434	999,715	7,775,811	20,643,009	22,912,557	85,908,615
514000	Clerical/Technical/Service	20,488,798	5,514,833	535,589	1,139,417	12,005,329	10,699,370	50,383,336
515000	Other Academic	14,336,541	1,097,040	0	3,993,499	100,898	1,902,757	21,430,735
516000	Student Wages	103,163	0	0	0	0	0	103,163
517000	Supplemental Salaries & Wages	207,500	0	0	0	76,992	0	284,492
	SUBTOTAL NONFACULTY	**77,730,902**	**12,271,268**	**1,538,304**	**13,528,221**	**34,239,508**	**37,593,262**	**176,901,465**
	SUBTOTAL SALARIES & WAGES	**158,390,405**	**15,704,618**	**1,577,464**	**30,374,734**	**37,233,095**	**96,578,745**	**339,859,061**
519100	Retirement Contribution	8,635,847	669,362	88,339	1,001,552	1,856,834	3,762,388	16,014,322
519200	FICA Contribution	8,217,421	741,801	108,845	1,487,162	2,153,923	4,727,118	17,436,270
519300	Health Insurance Contribution	20,738,184	1,480,200	310,760	3,884,797	6,127,529	12,927,165	45,468,635
519400	Life Insurance Contribution	374,193	10,276	1,577	30,360	37,136	96,483	550,025
519800	Workers Compensation	478,419	24,099	6,042	116,259	142,249	369,538	1,136,606
	SUBTOTAL BENEFITS	**38,444,064**	**2,925,738**	**515,563**	**6,520,130**	**10,317,671**	**21,882,692**	**80,605,858**
	TOTAL PERSONAL SERVICES	**196,834,469**	**18,630,356**	**2,093,027**	**36,894,864**	**47,550,766**	**118,461,437**	**420,464,919**
521000	Operating Expense	6,620,399	39,195,693	1,465,573	125,555,136	50,046,196	101,788,563	324,671,560
529000	Utilities	12,993,833	0	0	0	105,500	0	13,099,333
530000	Supplies & Materials	1,262,666	1,444,872	383,500	0	4,029,068	0	7,120,106
540000	Travel	210,617	5,594	57,900	0	865,618	0	1,139,729
550000	Capital Outlay	760,603	198,485	0	0	1,117,236	0	2,076,324
560000	Government Aid	300,000	0	0	550,000	382,956	0	1,232,956
570000	Cost of Goods Sold	0	0	0	0	3,902,660	0	3,902,660
	TOTAL NET OPERATING EXPENSES	**22,148,118**	**40,844,644**	**1,906,973**	**126,105,136**	**60,449,234**	**101,788,563**	**353,242,668**
	CAMPUS TOTAL	**218,982,587**	**59,475,000**	**4,000,000**	**163,000,000**	**108,000,000**	**220,250,000**	**773,707,587**

REVENUE SUMMARY
2020-2021 GENERAL OPERATING BUDGET
UNIVERSITY OF NEBRASKA MEDICAL CENTER

CAMPUS TOTAL

		UNRESTRICTED	DESIGNATED AND/OR RESTRICTED					
							7/30/20	10:58:47AM
ACCOUNT	**DESCRIPTION**	**STATE AND UNIVERSITY GENERATED**	**CASH**	**REVOLVING**	**FEDERAL**	**AUXILIARIES AND SERVICES**	**TRUST**	**TOTAL**
410000	State Appropriation	160,500,033	0	0	0	0	0	160,500,033
TOTAL STATE SUPPORT		**160,500,033**	**0**	**0**	**0**	**0**	**0**	**160,500,033**
460000	Restricted Revenue	0	0	0	163,000,000	0	0	163,000,000
TOTAL FEDERAL FUND		**0**	**0**	**0**	**163,000,000**	**0**	**0**	**163,000,000**
450000	Sales and Services	0	0	4,000,000	0	108,000,000	0	112,000,000
TOTAL REVOLVING FUND		**0**	**0**	**4,000,000**	**0**	**108,000,000**	**0**	**112,000,000**
460000	Restricted Revenue	0	0	0	0	0	220,250,000	220,250,000
TOTAL TRUST FUND		**0**	**0**	**0**	**0**	**0**	**220,250,000**	**220,250,000**
441100	Undergraduate Resident	8,919,441	0	0	0	0	0	8,919,441
441110	Undergraduate Nonresident	2,994,479	0	0	0	0	0	2,994,479
441200	Graduate Resident	4,868,657	0	0	0	0	0	4,868,657
441210	Graduate Nonresident	7,011,212	0	0	0	0	0	7,011,212
441300	Off-Campus Undergraduate	641,620	0	0	0	0	0	641,620
441600	Professional Resident	30,539,700	0	0	0	0	0	30,539,700
441610	Professional Nonresident	15,901,851	0	0	0	0	0	15,901,851
TOTAL GROSS TUITION		**70,876,960**	**0**	**0**	**0**	**0**	**0**	**70,876,960**
441001	Tuition Adjustments	-77,234	0	0	0	0	0	-77,234
441990	Tuition Remissions	-15,711,938	0	0	0	0	0	-15,711,938
TOTAL TUITION OFFSETS		**-15,789,172**	**0**	**0**	**0**	**0**	**0**	**-15,789,172**
SUBTOTAL NET TUITION (CASH)		**55,087,788**	**0**	**0**	**0**	**0**	**0**	**55,087,788**
442100	Institutional Student Fee	107,536	0	0	0	0	0	107,536
442310	Application Fees - Gradua	21,775	0	0	0	0	0	21,775
SUBTOTAL STUDENT FEES		**129,311**	**0**	**0**	**0**	**0**	**0**	**129,311**
430000	Invest Loan/Endowment	2,750,000	0	0	0	0	0	2,750,000
450000	Sales and Services	0	25,800,000	0	0	0	0	25,800,000
461900	Indirect Costs-Federal	1,825,000	33,675,000	0	0	0	0	35,500,000
833428	U-Wide Debt Svc & Admin S	-1,309,545	0	0	0	0	0	-1,309,545
SUBTOTAL OTHER CASH		**3,265,455**	**59,475,000**	**0**	**0**	**0**	**0**	**62,869,766**
TOTAL CASH FUND		**58,482,554**	**59,475,000**	**0**	**0**	**0**	**0**	**117,957,554**
TOTAL REVENUE		**218,982,587**	**59,475,000**	**4,000,000**	**163,000,000**	**108,000,000**	**220,250,000**	**773,707,587**

EXPENDITURE SUMMARY
2020-2021 GENERAL OPERATING BUDGET
UNIVERSITY OF NEBRASKA MEDICAL CENTER

SUBPROGRAM #/NAME 01 Academic Affairs and Research

		UNRESTRICTED	DESIGNATED AND/OR RESTRICTED					
ACCOUNT	**DESCRIPTION**	**STATE AND UNIVERSITY GENERATED**	**CASH**	**REVOLVING**	**FEDERAL**	**AUXILIARIES AND SERVICES**	**TRUST**	**TOTAL**
511000 FACULTY								
	Professor	81,443	115,576	0	0	0	0	197,019
	Assistant Professor	177,432	0	0	0	0	0	177,432
	Instructor	0	0	0	0	51,715	55,000	106,715
	Other	-226,484	0	0	0	0	30,000	-196,484
	SUBTOTAL FACULTY	**32,391**	**115,576**	**0**	**0**	**51,715**	**85,000**	**284,682**
512100	Other Administrators	1,392,503	75,342	0	0	171,110	0	1,638,955
512000	Chairpersons	83,340	0	0	0	0	0	83,340
513000	Managerial/Professional	2,408,499	251,027	0	0	612,820	382,323	3,654,669
514000	Clerical/Technical/Service	456,854	83,183	0	0	129,712	0	669,749
516000	Student Wages	16,200	0	0	0	0	0	16,200
517000	Supplemental Salaries & Wages	50,000	0	0	0	0	0	50,000
	SUBTOTAL NONFACULTY	**4,407,396**	**409,552**	**0**	**0**	**913,642**	**382,323**	**6,112,913**
	SUBTOTAL SALARIES & WAGES	**4,439,787**	**525,128**	**0**	**0**	**965,357**	**467,323**	**6,397,595**
519100	Retirement Contribution	340,359	37,298	0	0	48,267	18,226	444,150
519200	FICA Contribution	362,590	36,723	0	0	55,991	22,899	478,203
519300	Health Insurance Contribution	648,625	90,659	0	0	159,283	62,621	961,188
519400	Life Insurance Contribution	3,688	575	0	0	965	467	5,695
519800	Workers Compensation	0	0	0	0	3,698	1,790	5,488
	SUBTOTAL BENEFITS	**1,355,262**	**165,255**	**0**	**0**	**268,204**	**106,003**	**1,894,724**
	TOTAL PERSONAL SERVICES	**5,795,049**	**690,383**	**0**	**0**	**1,233,561**	**573,326**	**8,292,319**
521000	Operating Expense	48,933	21,927	0	0	133,300	0	204,160
530000	Supplies & Materials	59,870	1,638	0	0	55,165	0	116,673
540000	Travel	2,092	3,328	0	0	55,075	0	60,495
	TOTAL NET OPERATING EXPENSES	**110,895**	**26,893**	**0**	**0**	**243,540**	**0**	**381,328**
	SUB PROGRAM TOTAL	**5,905,944**	**717,276**	**0**	**0**	**1,477,101**	**573,326**	**8,673,647**

EXPENDITURE SUMMARY
2020-2021 GENERAL OPERATING BUDGET
UNIVERSITY OF NEBRASKA MEDICAL CENTER

SUBPROGRAM #/NAME 04 College of Allied Health

		UNRESTRICTED	DESIGNATED AND/OR RESTRICTED					
ACCOUNT	**DESCRIPTION**	**STATE AND UNIVERSITY GENERATED**	**CASH**	**REVOLVING**	**FEDERAL**	**AUXILIARIES AND SERVICES**	**TRUST**	**TOTAL**
511000 FACULTY								
	Professor	379,843	77,929	0	0	0	21,518	479,290
	Associate Professor	1,190,320	175,715	0	0	141,100	47,190	1,554,325
	Assistant Professor	2,551,702	249,519	0	49,546	126,212	128,231	3,105,210
	Instructor	631,396	64,719	0	0	53,626	101,977	851,718
	Other	-7,401	0	0	0	0	0	-7,401
	SUBTOTAL FACULTY	**4,745,860**	**567,882**	**0**	**49,546**	**320,938**	**298,916**	**5,983,142**
512100	Other Administrators	463,345	426,297	0	0	11,828	0	901,470
512000	Chairpersons	32,192	17,460	0	0	5,000	0	54,652
513000	Managerial/Professional	556,472	161,246	0	13,035	133,885	128,526	993,164
514000	Clerical/Technical/Service	859,850	309,760	0	16,597	11,792	24,982	1,222,981
515000	Other Academic	51,509	0	0	0	0	0	51,509
	SUBTOTAL NONFACULTY	**1,963,368**	**914,763**	**0**	**29,632**	**162,505**	**153,508**	**3,223,776**
	SUBTOTAL SALARIES & WAGES	**6,709,228**	**1,482,645**	**0**	**79,178**	**483,443**	**452,424**	**9,206,918**
519100	Retirement Contribution	374,687	103,780	0	2,613	23,967	17,644	522,691
519200	FICA Contribution	368,923	102,183	0	3,879	27,800	22,169	524,954
519300	Health Insurance Contribution	910,775	252,263	0	10,134	79,086	60,625	1,312,883
519400	Life Insurance Contribution	5,765	1,597	0	80	481	453	8,376
519800	Workers Compensation	0	0	0	303	1,838	1,734	3,875
	SUBTOTAL BENEFITS	**1,660,150**	**459,823**	**0**	**17,009**	**133,172**	**102,625**	**2,372,779**
	TOTAL PERSONAL SERVICES	**8,369,378**	**1,942,468**	**0**	**96,187**	**616,615**	**555,049**	**11,579,697**
521000	Operating Expense	22,894	0	0	0	464,500	0	487,394
530000	Supplies & Materials	0	0	0	0	155,349	0	155,349
540000	Travel	0	0	0	0	84,439	0	84,439
	TOTAL NET OPERATING EXPENSES	**22,894**	**0**	**0**	**0**	**704,288**	**0**	**727,182**
	SUB PROGRAM TOTAL	**8,392,272**	**1,942,468**	**0**	**96,187**	**1,320,903**	**555,049**	**12,306,879**

EXPENDITURE SUMMARY
2020-2021 GENERAL OPERATING BUDGET
UNIVERSITY OF NEBRASKA MEDICAL CENTER

SUBPROGRAM #/NAME 09 College of Dentistry

		UNRESTRICTED	DESIGNATED AND/OR RESTRICTED					
ACCOUNT	**DESCRIPTION**	**STATE AND UNIVERSITY GENERATED**	**CASH**	**REVOLVING**	**FEDERAL**	**AUXILIARIES AND SERVICES**	**TRUST**	**TOTAL**
511000 FACULTY								
	Professor	2,874,837	0	0	19,228	90,450	71,038	3,055,553
	Associate Professor	2,764,639	0	0	45,106	39,653	0	2,849,398
	Assistant Professor	2,359,222	0	0	24,840	0	123,932	2,507,994
	Instructor	334,726	0	0	0	9,763	84,519	429,008
	SUBTOTAL FACULTY	**8,333,424**	**0**	**0**	**89,174**	**139,866**	**279,489**	**8,841,953**
512100	Other Administrators	727,226	0	0	0	92,000	30,983	850,209
512000	Chairpersons	418,266	0	0	0	0	0	418,266
513000	Managerial/Professional	403,569	0	0	60,815	83,861	155,287	703,532
514000	Clerical/Technical/Service	1,175,049	0	0	36,109	166,124	17,396	1,394,678
515000	Other Academic	40,239	0	0	0	0	0	40,239
	SUBTOTAL NONFACULTY	**2,764,349**	**0**	**0**	**96,924**	**341,985**	**203,666**	**3,406,924**
	SUBTOTAL SALARIES & WAGES	**11,097,773**	**0**	**0**	**186,098**	**481,851**	**483,155**	**12,248,877**
519100	Retirement Contribution	565,334	0	0	6,141	24,093	18,843	614,411
519200	FICA Contribution	556,637	0	0	9,119	27,946	23,675	617,377
519300	Health Insurance Contribution	1,374,191	0	0	23,820	79,506	64,743	1,542,260
519400	Life Insurance Contribution	8,697	0	0	186	480	483	9,846
519800	Workers Compensation	0	0	0	712	1,846	1,851	4,409
	SUBTOTAL BENEFITS	**2,504,859**	**0**	**0**	**39,978**	**133,871**	**109,595**	**2,788,303**
	TOTAL PERSONAL SERVICES	**13,602,632**	**0**	**0**	**226,076**	**615,722**	**592,750**	**15,037,180**
521000	Operating Expense	136,046	0	0	0	56,500	0	192,546
530000	Supplies & Materials	81,528	0	0	0	923,500	0	1,005,028
540000	Travel	6,333	0	0	0	0	0	6,333
550000	Capital Outlay	2,055	0	0	0	0	0	2,055
	TOTAL NET OPERATING EXPENSES	**225,962**	**0**	**0**	**0**	**980,000**	**0**	**1,205,962**
	SUB PROGRAM TOTAL	**13,828,594**	**0**	**0**	**226,076**	**1,595,722**	**592,750**	**16,243,142**

EXPENDITURE SUMMARY
2020-2021 GENERAL OPERATING BUDGET
UNIVERSITY OF NEBRASKA MEDICAL CENTER

SUBPROGRAM #/NAME 12 Graduate Studies and Research

		UNRESTRICTED	DESIGNATED AND/OR RESTRICTED					
ACCOUNT	**DESCRIPTION**	**STATE AND UNIVERSITY GENERATED**	**CASH**	**REVOLVING**	**FEDERAL**	**AUXILIARIES AND SERVICES**	**TRUST**	**TOTAL**
511000	FACULTY							
	Professor	77,290	0	0	4,462	30,872	97,378	210,002
	Associate Professor	65,098	0	0	64,207	73,191	127,865	330,361
	Assistant Professor	33,427	0	0	81,059	0	158,425	272,911
	Other	-43,350	0	0	19,426	75,000	111,143	162,219
	SUBTOTAL FACULTY	**132,465**	**0**	**0**	**169,154**	**179,063**	**494,811**	**975,493**
512100	Other Administrators	250,941	0	0	21,249	90,434	42,455	405,079
513000	Managerial/Professional	282,299	0	0	333,324	2,579,836	182,946	3,378,405
514000	Clerical/Technical/Service	138,283	0	0	59,945	929,402	87,130	1,214,760
515000	Other Academic	846,506	0	0	0	0	102,810	949,316
	SUBTOTAL NONFACULTY	**1,518,029**	**0**	**0**	**414,518**	**3,599,672**	**415,341**	**5,947,560**
	SUBTOTAL SALARIES & WAGES	**1,650,494**	**0**	**0**	**583,672**	**3,778,735**	**910,152**	**6,923,053**
519100	Retirement Contribution	95,088	0	0	19,261	188,936	35,034	338,319
519200	FICA Contribution	93,624	0	0	28,601	219,167	44,018	385,410
519300	Health Insurance Contribution	231,136	0	0	74,710	623,491	120,375	1,049,712
519400	Life Insurance Contribution	1,463	0	0	583	3,776	898	6,720
519800	Workers Compensation	0	0	0	2,236	14,476	3,443	20,155
	SUBTOTAL BENEFITS	**421,311**	**0**	**0**	**125,391**	**1,049,846**	**203,768**	**1,800,316**
	TOTAL PERSONAL SERVICES	**2,071,805**	**0**	**0**	**709,063**	**4,828,581**	**1,113,920**	**8,723,369**
521000	Operating Expense	40,869	0	0	0	3,851	0	44,720
530000	Supplies & Materials	4,159	0	0	0	0	0	4,159
540000	Travel	3,423	0	0	0	0	0	3,423
	TOTAL NET OPERATING EXPENSES	**48,451**	**0**	**0**	**0**	**3,851**	**0**	**52,302**
	SUB PROGRAM TOTAL	**2,120,256**	**0**	**0**	**709,063**	**4,832,432**	**1,113,920**	**8,775,671**

EXPENDITURE SUMMARY
2020-2021 GENERAL OPERATING BUDGET
UNIVERSITY OF NEBRASKA MEDICAL CENTER

SUBPROGRAM #/NAME 16 McGoogan Health Sciences Library

		UNRESTRICTED	DESIGNATED AND/OR RESTRICTED					
ACCOUNT	DESCRIPTION	STATE AND UNIVERSITY GENERATED	CASH	REVOLVING	FEDERAL	AUXILIARIES AND SERVICES	TRUST	TOTAL
	Associate Professor	386,901	0	0	0	0	0	386,901
	Assistant Professor	634,405	0	0	0	0	15,606	650,011
	SUBTOTAL FACULTY	**1,021,306**	**0**	**0**	**0**	**0**	**15,606**	**1,036,912**
512100	Other Administrators	195,988	0	0	0	3,170	0	199,158
513000	Managerial/Professional	82,142	0	0	0	0	0	82,142
514000	Clerical/Technical/Service	389,105	0	0	0	110,723	0	499,828
	SUBTOTAL NONFACULTY	**667,235**	**0**	**0**	**0**	**113,893**	**0**	**781,128**
	SUBTOTAL SALARIES & WAGES	**1,688,541**	**0**	**0**	**0**	**113,893**	**15,606**	**1,818,040**
519100	Retirement Contribution	112,215	0	0	0	5,695	609	118,519
519200	FICA Contribution	110,490	0	0	0	6,606	765	117,861
519300	Health Insurance Contribution	272,770	0	0	0	18,792	2,091	293,653
519400	Life Insurance Contribution	1,726	0	0	0	114	16	1,856
519800	Workers Compensation	0	0	0	0	436	60	496
	SUBTOTAL BENEFITS	**497,201**	**0**	**0**	**0**	**31,643**	**3,541**	**532,385**
	TOTAL PERSONAL SERVICES	**2,185,742**	**0**	**0**	**0**	**145,536**	**19,147**	**2,350,425**
521000	Operating Expense	15,000	0	0	0	12,000	0	27,000
530000	Supplies & Materials	11,038	0	0	0	0	0	11,038
550000	Capital Outlay	712,964	0	0	0	1,052,453	0	1,765,417
	TOTAL NET OPERATING EXPENSES	**739,002**	**0**	**0**	**0**	**1,064,453**	**0**	**1,803,455**
	SUB PROGRAM TOTAL	**2,924,744**	**0**	**0**	**0**	**1,209,989**	**19,147**	**4,153,880**

EXPENDITURE SUMMARY
2020-2021 GENERAL OPERATING BUDGET
UNIVERSITY OF NEBRASKA MEDICAL CENTER

SUBPROGRAM #/NAME 18 College of Nursing

		UNRESTRICTED	DESIGNATED AND/OR RESTRICTED					
ACCOUNT	**DESCRIPTION**	**STATE AND UNIVERSITY GENERATED**	**CASH**	**REVOLVING**	**FEDERAL**	**AUXILIARIES AND SERVICES**	**TRUST**	**TOTAL**
511000 FACULTY								
	Professor	2,782,421	0	0	153,813	0	55,305	2,991,539
	Associate Professor	2,180,202	0	0	197,405	0	0	2,377,607
	Assistant Professor	4,874,350	0	0	240,921	0	215,269	5,330,540
	Instructor	3,127,511	0	0	8,269	0	389,449	3,525,229
	SUBTOTAL FACULTY	**12,964,484**	**0**	**0**	**600,408**	**0**	**660,023**	**14,224,915**
512100	Other Administrators	373,610	0	0	0	0	13,500	387,110
513000	Managerial/Professional	2,087,286	0	0	362,051	415,264	226,438	3,091,039
514000	Clerical/Technical/Service	879,765	0	0	24,960	108,651	79,670	1,093,046
515000	Other Academic	7,230	0	0	0	0	0	7,230
516000	Student Wages	52,420	0	0	0	0	0	52,420
	SUBTOTAL NONFACULTY	**3,400,311**	**0**	**0**	**387,011**	**523,915**	**319,608**	**4,630,845**
	SUBTOTAL SALARIES & WAGES	**16,364,795**	**0**	**0**	**987,419**	**523,915**	**979,631**	**18,855,760**
519100	Retirement Contribution	801,253	0	0	32,586	26,196	38,205	898,240
519200	FICA Contribution	788,921	0	0	48,383	30,388	48,003	915,695
519300	Health Insurance Contribution	1,947,656	0	0	126,390	86,446	131,270	2,291,762
519400	Life Insurance Contribution	12,329	0	0	988	523	979	14,819
519800	Workers Compensation	0	0	0	3,783	2,006	3,751	9,540
	SUBTOTAL BENEFITS	**3,550,159**	**0**	**0**	**212,130**	**145,559**	**222,208**	**4,130,056**
	TOTAL PERSONAL SERVICES	**19,914,954**	**0**	**0**	**1,199,549**	**669,474**	**1,201,839**	**22,985,816**
521000	Operating Expense	17,019	0	0	0	181,970	0	198,989
530000	Supplies & Materials	17,269	0	0	0	966,350	0	983,619
540000	Travel	6,122	0	0	0	54,600	0	60,722
	TOTAL NET OPERATING EXPENSES	**40,410**	**0**	**0**	**0**	**1,202,920**	**0**	**1,243,330**
	SUB PROGRAM TOTAL	**19,955,364**	**0**	**0**	**1,199,549**	**1,872,394**	**1,201,839**	**24,229,146**

EXPENDITURE SUMMARY
2020-2021 GENERAL OPERATING BUDGET
UNIVERSITY OF NEBRASKA MEDICAL CENTER

SUBPROGRAM #/NAME 19 Eppley Research Institute

		UNRESTRICTED	DESIGNATED AND/OR RESTRICTED					
ACCOUNT	**DESCRIPTION**	**STATE AND UNIVERSITY GENERATED**	**CASH**	**REVOLVING**	**FEDERAL**	**AUXILIARIES AND SERVICES**	**TRUST**	**TOTAL**
511000 FACULTY								
	Professor	1,145,399	0	0	1,016,692	0	61,148	2,223,239
	Associate Professor	205,669	0	0	100,917	0	73,404	379,990
	Assistant Professor	95,381	0	0	540,268	36,791	26,189	698,629
	Instructor	0	0	0	231,304	0	113,259	344,563
	Other	355,630	0	0	17,982	0	25,640	399,252
	SUBTOTAL FACULTY	**1,802,079**	**0**	**0**	**1,907,163**	**36,791**	**299,640**	**4,045,673**
512100	Other Administrators	202,887	0	0	96,150	0	170,458	469,495
512000	Chairpersons	5,000	0	0	0	0	0	5,000
513000	Managerial/Professional	571,649	0	0	1,032,837	5,075	441,709	2,051,270
514000	Clerical/Technical/Service	428,541	0	0	131,493	0	24,273	584,307
515000	Other Academic	0	0	0	408,166	23,839	257,467	689,472
516000	Student Wages	3	0	0	0	0	0	3
	SUBTOTAL NONFACULTY	**1,208,080**	**0**	**0**	**1,668,646**	**28,914**	**893,907**	**3,799,547**
	SUBTOTAL SALARIES & WAGES	**3,010,159**	**0**	**0**	**3,575,809**	**65,705**	**1,193,547**	**7,845,220**
519100	Retirement Contribution	181,410	0	0	118,029	3,286	43,323	346,048
519200	FICA Contribution	178,619	0	0	175,256	3,811	54,429	412,115
519300	Health Insurance Contribution	440,967	0	0	457,804	10,841	148,844	1,058,456
519400	Life Insurance Contribution	2,794	0	0	3,575	66	1,113	7,548
519800	Workers Compensation	0	0	0	13,701	251	4,257	18,209
	SUBTOTAL BENEFITS	**803,790**	**0**	**0**	**768,365**	**18,255**	**251,966**	**1,842,376**
	TOTAL PERSONAL SERVICES	**3,813,949**	**0**	**0**	**4,344,174**	**83,960**	**1,445,513**	**9,687,596**
521000	Operating Expense	125,867	0	0	0	0	0	125,867
530000	Supplies & Materials	52,000	0	0	0	0	0	52,000
540000	Travel	5,201	0	0	0	0	0	5,201
	TOTAL NET OPERATING EXPENSES	**183,068**	**0**	**0**	**0**	**0**	**0**	**183,068**
	SUB PROGRAM TOTAL	**3,997,017**	**0**	**0**	**4,344,174**	**83,960**	**1,445,513**	**9,870,664**

EXPENDITURE SUMMARY
2020-2021 GENERAL OPERATING BUDGET
UNIVERSITY OF NEBRASKA MEDICAL CENTER

SUBPROGRAM #/NAME 20 College of Pharmacy

		UNRESTRICTED	DESIGNATED AND/OR RESTRICTED					
ACCOUNT	**DESCRIPTION**	**STATE AND UNIVERSITY GENERATED**	**CASH**	**REVOLVING**	**FEDERAL**	**AUXILIARIES AND SERVICES**	**TRUST**	**TOTAL**
511000 FACULTY								
	Professor	2,501,468	0	0	503,959	0	309,944	3,315,371
	Associate Professor	1,493,692	0	0	275,783	0	94,817	1,864,292
	Assistant Professor	1,087,483	0	0	362,473	0	134,143	1,584,099
	Instructor	79,377	0	0	96,009	81,181	166,144	422,711
	Other	-406,955	0	0	0	0	0	-406,955
	SUBTOTAL FACULTY	**4,755,065**	**0**	**0**	**1,238,224**	**81,181**	**705,048**	**6,779,518**
512100	Other Administrators	489,167	0	0	0	0	0	489,167
512000	Chairpersons	96,884	0	0	0	0	0	96,884
513000	Managerial/Professional	259,776	0	0	301,879	175,766	253,081	990,502
514000	Clerical/Technical/Service	303,513	0	0	12,000	45,211	10,465	371,189
515000	Other Academic	153,161	0	0	384,138	48,900	247,642	833,841
	SUBTOTAL NONFACULTY	**1,302,501**	**0**	**0**	**698,017**	**269,877**	**511,188**	**2,781,583**
	SUBTOTAL SALARIES & WAGES	**6,057,566**	**0**	**0**	**1,936,241**	**351,058**	**1,216,236**	**9,561,101**
519100	Retirement Contribution	366,050	0	0	63,952	17,681	47,433	495,116
519200	FICA Contribution	360,421	0	0	94,962	20,510	59,597	535,490
519300	Health Insurance Contribution	889,787	0	0	248,063	58,345	162,974	1,359,169
519400	Life Insurance Contribution	5,631	0	0	1,939	353	1,219	9,142
519800	Workers Compensation	0	0	0	7,424	1,354	4,660	13,438
	SUBTOTAL BENEFITS	**1,621,889**	**0**	**0**	**416,340**	**98,243**	**275,883**	**2,412,355**
	TOTAL PERSONAL SERVICES	**7,679,455**	**0**	**0**	**2,352,581**	**449,301**	**1,492,119**	**11,973,456**
521000	Operating Expense	39,510	0	0	0	0	0	39,510
530000	Supplies & Materials	62,553	0	0	0	0	0	62,553
	TOTAL NET OPERATING EXPENSES	**102,063**	**0**	**0**	**0**	**0**	**0**	**102,063**
	SUB PROGRAM TOTAL	**7,781,518**	**0**	**0**	**2,352,581**	**449,301**	**1,492,119**	**12,075,519**

EXPENDITURE SUMMARY
2020-2021 GENERAL OPERATING BUDGET
UNIVERSITY OF NEBRASKA MEDICAL CENTER

SUBPROGRAM #/NAME 22 Other Instruction or Research

		UNRESTRICTED	DESIGNATED AND/OR RESTRICTED					
ACCOUNT	**DESCRIPTION**	**STATE AND UNIVERSITY GENERATED**	**CASH**	**REVOLVING**	**FEDERAL**	**AUXILIARIES AND SERVICES**	**TRUST**	**TOTAL**
	Other	1,670,771	0	0	0	0	0	1,670,771
	SUBTOTAL FACULTY	**1,670,771**	**0**	**0**	**0**	**0**	**0**	**1,670,771**
512100	Other Administrators	375,333	0	0	0	0	0	375,333
513000	Managerial/Professional	586,382	0	0	0	92,983	0	679,365
514000	Clerical/Technical/Service	278,833	0	0	0	0	0	278,833
517000	Supplemental Salaries & Wages	76,304	0	0	0	0	0	76,304
	SUBTOTAL NONFACULTY	**1,316,852**	**0**	**0**	**0**	**92,983**	**0**	**1,409,835**
	SUBTOTAL SALARIES & WAGES	**2,987,623**	**0**	**0**	**0**	**92,983**	**0**	**3,080,606**
519100	Retirement Contribution	87,303	0	0	0	4,649	0	91,952
519200	FICA Contribution	96,194	0	0	0	5,393	0	101,587
519300	Health Insurance Contribution	342,986	0	0	0	15,342	0	358,328
519400	Life Insurance Contribution	472	0	0	0	93	0	565
519800	Workers Compensation	0	0	0	0	356	0	356
	SUBTOTAL BENEFITS	**526,955**	**0**	**0**	**0**	**25,833**	**0**	**552,788**
	TOTAL PERSONAL SERVICES	**3,514,578**	**0**	**0**	**0**	**118,816**	**0**	**3,633,394**
521000	Operating Expense	87,763	31,675,000	0	0	0	0	31,762,763
530000	Supplies & Materials	14,122	0	0	0	0	0	14,122
540000	Travel	61,937	0	0	0	0	0	61,937
550000	Capital Outlay	2,055	0	0	0	0	0	2,055
	TOTAL NET OPERATING EXPENSES	**165,877**	**31,675,000**	**0**	**0**	**0**	**0**	**31,840,877**
	SUB PROGRAM TOTAL	**3,680,455**	**31,675,000**	**0**	**0**	**118,816**	**0**	**35,474,271**

EXPENDITURE SUMMARY
2020-2021 GENERAL OPERATING BUDGET
UNIVERSITY OF NEBRASKA MEDICAL CENTER

SUBPROGRAM #/NAME 23 Student Aid

		UNRESTRICTED	DESIGNATED AND/OR RESTRICTED					
ACCOUNT	DESCRIPTION	STATE AND UNIVERSITY GENERATED	CASH	REVOLVING	FEDERAL	AUXILIARIES AND SERVICES	TRUST	TOTAL
560000	Government Aid	300,000	0	0	0	0	0	300,000
	TOTAL NET OPERATING EXPENSES	**300,000**	**0**	**0**	**0**	**0**	**0**	**300,000**
	SUB PROGRAM TOTAL	**300,000**	**0**	**0**	**0**	**0**	**0**	**300,000**

EXPENDITURE SUMMARY
2020-2021 GENERAL OPERATING BUDGET
UNIVERSITY OF NEBRASKA MEDICAL CENTER

SUBPROGRAM #/NAME 24 International Programs

		UNRESTRICTED	DESIGNATED AND/OR RESTRICTED					
ACCOUNT	**DESCRIPTION**	**STATE AND UNIVERSITY GENERATED**	**CASH**	**REVOLVING**	**FEDERAL**	**AUXILIARIES AND SERVICES**	**TRUST**	**TOTAL**
513000	Managerial/Professional	0	0	0	0	275,754	0	275,754
	SUBTOTAL NONFACULTY	**0**	**0**	**0**	**0**	**275,754**	**0**	**275,754**
	SUBTOTAL SALARIES & WAGES	**0**	**0**	**0**	**0**	**275,754**	**0**	**275,754**
519100	Retirement Contribution	0	0	0	0	13,788	0	13,788
519200	FICA Contribution	0	0	0	0	15,994	0	15,994
519300	Health Insurance Contribution	0	0	0	0	45,499	0	45,499
519400	Life Insurance Contribution	0	0	0	0	276	0	276
519800	Workers Compensation	0	0	0	0	1,056	0	1,056
	SUBTOTAL BENEFITS	**0**	**0**	**0**	**0**	**76,613**	**0**	**76,613**
	TOTAL PERSONAL SERVICES	**0**	**0**	**0**	**0**	**352,367**	**0**	**352,367**
521000	Operating Expense	0	0	0	0	5,000	0	5,000
530000	Supplies & Materials	0	0	0	0	5,000	0	5,000
540000	Travel	0	0	0	0	5,000	0	5,000
	TOTAL NET OPERATING EXPENSES	**0**	**0**	**0**	**0**	**15,000**	**0**	**15,000**
	SUB PROGRAM TOTAL	**0**	**0**	**0**	**0**	**367,367**	**0**	**367,367**

EXPENDITURE SUMMARY
2020-2021 GENERAL OPERATING BUDGET
UNIVERSITY OF NEBRASKA MEDICAL CENTER

SUBPROGRAM #/NAME 25 Instruction Budget Adjustments

		UNRESTRICTED	DESIGNATED AND/OR RESTRICTED					
ACCOUNT	DESCRIPTION	STATE AND UNIVERSITY GENERATED	CASH	REVOLVING	FEDERAL	AUXILIARIES AND SERVICES	TRUST	TOTAL
	Associate Professor	2,416,343	0	0	0	0	0	2,416,343
	Other	6,043,590	0	0	0	0	0	6,043,590
	SUBTOTAL FACULTY	**8,459,933**	**0**	**0**	**0**	**0**	**0**	**8,459,933**
512100	Other Administrators	131,956	0	0	0	0	0	131,956
513000	Managerial/Professional	571,553	0	0	0	0	0	571,553
514000	Clerical/Technical/Service	175,147	0	0	0	0	0	175,147
515000	Other Academic	182	0	0	0	0	0	182
	SUBTOTAL NONFACULTY	**878,838**	**0**	**0**	**0**	**0**	**0**	**878,838**
	SUBTOTAL SALARIES & WAGES	**9,338,771**	**0**	**0**	**0**	**0**	**0**	**9,338,771**
519100	Retirement Contribution	1,271,525	0	0	0	0	0	1,271,525
519200	FICA Contribution	59,006	0	0	0	0	0	59,006
519300	Health Insurance Contribution	967,439	0	0	0	0	0	967,439
519400	Life Insurance Contribution	271,831	0	0	0	0	0	271,831
	SUBTOTAL BENEFITS	**2,569,801**	**0**	**0**	**0**	**0**	**0**	**2,569,801**
	TOTAL PERSONAL SERVICES	**11,908,572**	**0**	**0**	**0**	**0**	**0**	**11,908,572**
521000	Operating Expense	502,858	0	0	0	0	0	502,858
	TOTAL NET OPERATING EXPENSES	**502,858**	**0**	**0**	**0**	**0**	**0**	**502,858**
	SUB PROGRAM TOTAL	**12,411,430**	**0**	**0**	**0**	**0**	**0**	**12,411,430**

EXPENDITURE SUMMARY
2020-2021 GENERAL OPERATING BUDGET
UNIVERSITY OF NEBRASKA MEDICAL CENTER

SUBPROGRAM #/NAME 26 Continuing Studies and Public Services

		UNRESTRICTED	DESIGNATED AND/OR RESTRICTED					
ACCOUNT	**DESCRIPTION**	**STATE AND UNIVERSITY GENERATED**	**CASH**	**REVOLVING**	**FEDERAL**	**AUXILIARIES AND SERVICES**	**TRUST**	**TOTAL**
	Assistant Professor	0	0	39,160	0	0	0	39,160
	SUBTOTAL FACULTY	**0**	**0**	**39,160**	**0**	**0**	**0**	**39,160**
512100	Other Administrators	0	0	3,000	0	0	0	3,000
513000	Managerial/Professional	0	0	999,715	0	0	0	999,715
514000	Clerical/Technical/Service	0	0	535,589	0	0	0	535,589
	SUBTOTAL NONFACULTY	**0**	**0**	**1,538,304**	**0**	**0**	**0**	**1,538,304**
	SUBTOTAL SALARIES & WAGES	**0**	**0**	**1,577,464**	**0**	**0**	**0**	**1,577,464**
519100	Retirement Contribution	0	0	88,339	0	0	0	88,339
519200	FICA Contribution	0	0	108,845	0	0	0	108,845
519300	Health Insurance Contribution	0	0	310,760	0	0	0	310,760
519400	Life Insurance Contribution	0	0	1,577	0	0	0	1,577
519800	Workers Compensation	0	0	6,042	0	0	0	6,042
	SUBTOTAL BENEFITS	**0**	**0**	**515,563**	**0**	**0**	**0**	**515,563**
	TOTAL PERSONAL SERVICES	**0**	**0**	**2,093,027**	**0**	**0**	**0**	**2,093,027**
521000	Operating Expense	0	0	1,465,573	0	0	0	1,465,573
530000	Supplies & Materials	0	0	383,500	0	0	0	383,500
540000	Travel	0	0	57,900	0	0	0	57,900
	TOTAL NET OPERATING EXPENSES	**0**	**0**	**1,906,973**	**0**	**0**	**0**	**1,906,973**
	SUB PROGRAM TOTAL	**0**	**0**	**4,000,000**	**0**	**0**	**0**	**4,000,000**

EXPENDITURE SUMMARY
2020-2021 GENERAL OPERATING BUDGET
UNIVERSITY OF NEBRASKA MEDICAL CENTER

SUBPROGRAM #/NAME 29 Academic Computing Support

		UNRESTRICTED	DESIGNATED AND/OR RESTRICTED					
ACCOUNT	DESCRIPTION	STATE AND UNIVERSITY GENERATED	CASH	REVOLVING	FEDERAL	AUXILIARIES AND SERVICES	TRUST	TOTAL
	Assistant Professor	43,216	0	0	0	0	0	43,216
	SUBTOTAL FACULTY	**43,216**	**0**	**0**	**0**	**0**	**0**	**43,216**
512100	Other Administrators	75,735	0	0	0	0	0	75,735
513000	Managerial/Professional	1,227,612	0	0	0	1,249,169	0	2,476,781
514000	Clerical/Technical/Service	0	0	0	0	347,484	0	347,484
	SUBTOTAL NONFACULTY	**1,303,347**	**0**	**0**	**0**	**1,596,653**	**0**	**2,900,000**
	SUBTOTAL SALARIES & WAGES	**1,346,563**	**0**	**0**	**0**	**1,596,653**	**0**	**2,943,216**
519100	Retirement Contribution	76,295	0	0	0	77,222	0	153,517
519200	FICA Contribution	75,121	0	0	0	89,578	0	164,699
519300	Health Insurance Contribution	185,455	0	0	0	254,835	0	440,290
519400	Life Insurance Contribution	1,174	0	0	0	1,545	0	2,719
519800	Workers Compensation	0	0	0	0	5,915	0	5,915
	SUBTOTAL BENEFITS	**338,045**	**0**	**0**	**0**	**429,095**	**0**	**767,140**
	TOTAL PERSONAL SERVICES	**1,684,608**	**0**	**0**	**0**	**2,025,748**	**0**	**3,710,356**
521000	Operating Expense	391,392	0	0	0	4,300,315	0	4,691,707
530000	Supplies & Materials	189,620	0	0	0	53,000	0	242,620
540000	Travel	25,000	0	0	0	50,000	0	75,000
570000	Cost of Goods Sold	0	0	0	0	743,000	0	743,000
	TOTAL NET OPERATING EXPENSES	**606,012**	**0**	**0**	**0**	**5,146,315**	**0**	**5,752,327**
	SUB PROGRAM TOTAL	**2,290,620**	**0**	**0**	**0**	**7,172,063**	**0**	**9,462,683**

EXPENDITURE SUMMARY
2020-2021 GENERAL OPERATING BUDGET
UNIVERSITY OF NEBRASKA MEDICAL CENTER

SUBPROGRAM #/NAME 30 Rural Health Education Network

		UNRESTRICTED	DESIGNATED AND/OR RESTRICTED					
ACCOUNT	**DESCRIPTION**	**STATE AND UNIVERSITY GENERATED**	**CASH**	**REVOLVING**	**FEDERAL**	**AUXILIARIES AND SERVICES**	**TRUST**	**TOTAL**
511000 FACULTY								
	Professor	124,382	0	0	0	0	0	124,382
	Associate Professor	62,523	0	0	0	0	0	62,523
	Assistant Professor	242,571	0	0	0	0	0	242,571
	Other	60,000	0	0	0	0	0	60,000
	SUBTOTAL FACULTY	**489,476**	**0**	**0**	**0**	**0**	**0**	**489,476**
512100	Other Administrators	177,143	0	0	0	0	0	177,143
513000	Managerial/Professional	109,960	0	0	0	0	0	109,960
514000	Clerical/Technical/Service	68,971	0	0	0	0	0	68,971
517000	Supplemental Salaries & Wages	45,491	0	0	0	0	0	45,491
	SUBTOTAL NONFACULTY	**401,565**	**0**	**0**	**0**	**0**	**0**	**401,565**
	SUBTOTAL SALARIES & WAGES	**891,041**	**0**	**0**	**0**	**0**	**0**	**891,041**
519100	Retirement Contribution	46,045	0	0	0	0	0	46,045
519200	FICA Contribution	45,335	0	0	0	0	0	45,335
519300	Health Insurance Contribution	111,925	0	0	0	0	0	111,925
519400	Life Insurance Contribution	708	0	0	0	0	0	708
	SUBTOTAL BENEFITS	**204,013**	**0**	**0**	**0**	**0**	**0**	**204,013**
	TOTAL PERSONAL SERVICES	**1,095,054**	**0**	**0**	**0**	**0**	**0**	**1,095,054**
521000	Operating Expense	99,374	0	0	0	0	0	99,374
	TOTAL NET OPERATING EXPENSES	**99,374**	**0**	**0**	**0**	**0**	**0**	**99,374**
	SUB PROGRAM TOTAL	**1,194,428**	**0**	**0**	**0**	**0**	**0**	**1,194,428**

EXPENDITURE SUMMARY
2020-2021 GENERAL OPERATING BUDGET
UNIVERSITY OF NEBRASKA MEDICAL CENTER

SUBPROGRAM #/NAME 33 Physical Plant Administration

		UNRESTRICTED	DESIGNATED AND/OR RESTRICTED					
ACCOUNT	**DESCRIPTION**	**STATE AND UNIVERSITY GENERATED**	**CASH**	**REVOLVING**	**FEDERAL**	**AUXILIARIES AND SERVICES**	**TRUST**	**TOTAL**
512100	Other Administrators	13,005	0	0	0	78,505	0	91,510
513000	Managerial/Professional	1,422,536	0	0	0	3,176,510	0	4,599,046
514000	Clerical/Technical/Service	3,712,122	0	0	0	4,840,930	0	8,553,052
516000	Student Wages	32,491	0	0	0	0	0	32,491
517000	Supplemental Salaries & Wages	34,252	0	0	0	76,992	0	111,244
	SUBTOTAL NONFACULTY	**5,214,406**	**0**	**0**	**0**	**8,172,937**	**0**	**13,387,343**
	SUBTOTAL SALARIES & WAGES	**5,214,406**	**0**	**0**	**0**	**8,172,937**	**0**	**13,387,343**
519100	Retirement Contribution	120,395	0	0	0	408,648	0	529,043
519200	FICA Contribution	189,830	0	0	0	474,032	0	663,862
519300	Health Insurance Contribution	747,129	0	0	0	1,348,533	0	2,095,662
519400	Life Insurance Contribution	-3,536	0	0	0	8,174	0	4,638
519800	Workers Compensation	0	0	0	0	31,307	0	31,307
	SUBTOTAL BENEFITS	**1,053,818**	**0**	**0**	**0**	**2,270,694**	**0**	**3,324,512**
	TOTAL PERSONAL SERVICES	**6,268,224**	**0**	**0**	**0**	**10,443,631**	**0**	**16,711,855**
521000	Operating Expense	665,297	0	0	0	3,466,534	0	4,131,831
529000	Utilities	12,993,833	0	0	0	0	0	12,993,833
530000	Supplies & Materials	204,335	0	0	0	291,728	0	496,063
540000	Travel	10,568	0	0	0	37,472	0	48,040
550000	Capital Outlay	16,000	0	0	0	10,000	0	26,000
	TOTAL NET OPERATING EXPENSES	**13,890,033**	**0**	**0**	**0**	**3,805,734**	**0**	**17,695,767**
	SUB PROGRAM TOTAL	**20,158,257**	**0**	**0**	**0**	**14,249,365**	**0**	**34,407,622**

EXPENDITURE SUMMARY
2020-2021 GENERAL OPERATING BUDGET
UNIVERSITY OF NEBRASKA MEDICAL CENTER

SUBPROGRAM #/NAME 38 Other Plant Operations & Maintenance

		UNRESTRICTED	DESIGNATED AND/OR RESTRICTED					
ACCOUNT	**DESCRIPTION**	**STATE AND UNIVERSITY GENERATED**	**CASH**	**REVOLVING**	**FEDERAL**	**AUXILIARIES AND SERVICES**	**TRUST**	**TOTAL**
513000	Managerial/Professional	174,201	0	0	0	0	0	174,201
514000	Clerical/Technical/Service	2,950,940	0	0	0	0	0	2,950,940
	SUBTOTAL NONFACULTY	**3,125,141**	**0**	**0**	**0**	**0**	**0**	**3,125,141**
	SUBTOTAL SALARIES & WAGES	**3,125,141**	**0**	**0**	**0**	**0**	**0**	**3,125,141**
519100	Retirement Contribution	239,740	0	0	0	0	0	239,740
519200	FICA Contribution	266,899	0	0	0	0	0	266,899
519300	Health Insurance Contribution	382,076	0	0	0	0	0	382,076
519400	Life Insurance Contribution	1,951	0	0	0	0	0	1,951
	SUBTOTAL BENEFITS	**890,666**	**0**	**0**	**0**	**0**	**0**	**890,666**
	TOTAL PERSONAL SERVICES	**4,015,807**	**0**	**0**	**0**	**0**	**0**	**4,015,807**
	SUB PROGRAM TOTAL	**4,015,807**	**0**	**0**	**0**	**0**	**0**	**4,015,807**

EXPENDITURE SUMMARY
2020-2021 GENERAL OPERATING BUDGET
UNIVERSITY OF NEBRASKA MEDICAL CENTER

SUBPROGRAM #/NAME 41 Executive Administration

		UNRESTRICTED	DESIGNATED AND/OR RESTRICTED					
ACCOUNT	**DESCRIPTION**	**STATE AND UNIVERSITY GENERATED**	**CASH**	**REVOLVING**	**FEDERAL**	**AUXILIARIES AND SERVICES**	**TRUST**	**TOTAL**
512100	Other Administrators	1,130,184	0	0	0	0	5,912	1,136,096
513000	Managerial/Professional	258,572	0	0	0	0	0	258,572
514000	Clerical/Technical/Service	96,001	0	0	0	0	0	96,001
	SUBTOTAL NONFACULTY	**1,484,757**	**0**	**0**	**0**	**0**	**5,912**	**1,490,669**
	SUBTOTAL SALARIES & WAGES	**1,484,757**	**0**	**0**	**0**	**0**	**5,912**	**1,490,669**
519100	Retirement Contribution	94,193	0	0	0	0	231	94,424
519200	FICA Contribution	92,744	0	0	0	0	290	93,034
519300	Health Insurance Contribution	228,960	0	0	0	0	792	229,752
519400	Life Insurance Contribution	1,449	0	0	0	0	6	1,455
519800	Workers Compensation	0	0	0	0	0	23	23
	SUBTOTAL BENEFITS	**417,346**	**0**	**0**	**0**	**0**	**1,342**	**418,688**
	TOTAL PERSONAL SERVICES	**1,902,103**	**0**	**0**	**0**	**0**	**7,254**	**1,909,357**
521000	Operating Expense	158,534	0	0	0	0	0	158,534
530000	Supplies & Materials	13,469	0	0	0	0	0	13,469
540000	Travel	11,314	0	0	0	0	0	11,314
	TOTAL NET OPERATING EXPENSES	**183,317**	**0**	**0**	**0**	**0**	**0**	**183,317**
	SUB PROGRAM TOTAL	**2,085,420**	**0**	**0**	**0**	**0**	**7,254**	**2,092,674**

EXPENDITURE SUMMARY
2020-2021 GENERAL OPERATING BUDGET
UNIVERSITY OF NEBRASKA MEDICAL CENTER

SUBPROGRAM #/NAME 42 Student Services

		UNRESTRICTED	DESIGNATED AND/OR RESTRICTED					
ACCOUNT	**DESCRIPTION**	**STATE AND UNIVERSITY GENERATED**	**CASH**	**REVOLVING**	**FEDERAL**	**AUXILIARIES AND SERVICES**	**TRUST**	**TOTAL**
511000 FACULTY								
	Professor	22,954	0	0	0	0	0	22,954
	Associate Professor	0	0	0	0	22,750	0	22,750
	Other	-22,954	0	0	0	0	0	-22,954
	SUBTOTAL FACULTY	**0**	**0**	**0**	**0**	**22,750**	**0**	**22,750**
512100	Other Administrators	1,750	0	0	0	0	0	1,750
513000	Managerial/Professional	800,360	0	0	0	78,050	0	878,410
514000	Clerical/Technical/Service	87,257	0	0	0	199,531	33,645	320,433
516000	Student Wages	2,000	0	0	0	0	0	2,000
	SUBTOTAL NONFACULTY	**891,367**	**0**	**0**	**0**	**277,581**	**33,645**	**1,202,593**
	SUBTOTAL SALARIES & WAGES	**891,367**	**0**	**0**	**0**	**300,331**	**33,645**	**1,225,343**
519100	Retirement Contribution	63,753	0	0	0	12,877	1,312	77,942
519200	FICA Contribution	62,771	0	0	0	14,938	1,649	79,358
519300	Health Insurance Contribution	154,969	0	0	0	42,495	4,508	201,972
519400	Life Insurance Contribution	981	0	0	0	257	34	1,272
519800	Workers Compensation	0	0	0	0	987	128	1,115
	SUBTOTAL BENEFITS	**282,474**	**0**	**0**	**0**	**71,554**	**7,631**	**361,659**
	TOTAL PERSONAL SERVICES	**1,173,841**	**0**	**0**	**0**	**371,885**	**41,276**	**1,587,002**
521000	Operating Expense	118,771	0	0	0	784,378	0	903,149
530000	Supplies & Materials	9,061	0	0	0	123,125	0	132,186
540000	Travel	9,266	0	0	0	1,500	0	10,766
560000	Government Aid	0	0	0	550,000	0	0	550,000
	TOTAL NET OPERATING EXPENSES	**137,098**	**0**	**0**	**550,000**	**909,003**	**0**	**1,596,101**
	SUB PROGRAM TOTAL	**1,310,939**	**0**	**0**	**550,000**	**1,280,888**	**41,276**	**3,183,103**

EXPENDITURE SUMMARY
2020-2021 GENERAL OPERATING BUDGET
UNIVERSITY OF NEBRASKA MEDICAL CENTER

SUBPROGRAM #/NAME 43 Business and Finance

		UNRESTRICTED	DESIGNATED AND/OR RESTRICTED					
ACCOUNT	**DESCRIPTION**	**STATE AND UNIVERSITY GENERATED**	**CASH**	**REVOLVING**	**FEDERAL**	**AUXILIARIES AND SERVICES**	**TRUST**	**TOTAL**
511000 FACULTY								
	Professor	0	0	0	0	151,129	0	151,129
	Associate Professor	3,575	0	0	0	0	0	3,575
	Other	-3,575	0	0	0	0	0	-3,575
	SUBTOTAL FACULTY	**0**	**0**	**0**	**0**	**151,129**	**0**	**151,129**
512100	Other Administrators	1,073,716	0	0	0	236,492	0	1,310,208
513000	Managerial/Professional	7,466,533	254,251	0	0	2,139,568	0	9,860,352
514000	Clerical/Technical/Service	2,164,601	80,582	0	0	1,245,060	0	3,490,243
515000	Other Academic	137,622	0	0	0	0	0	137,622
517000	Supplemental Salaries & Wages	1,453	0	0	0	0	0	1,453
	SUBTOTAL NONFACULTY	**10,843,925**	**334,833**	**0**	**0**	**3,621,120**	**0**	**14,799,878**
	SUBTOTAL SALARIES & WAGES	**10,843,925**	**334,833**	**0**	**0**	**3,772,249**	**0**	**14,951,007**
519100	Retirement Contribution	612,327	25,080	0	0	188,613	0	826,020
519200	FICA Contribution	518,532	24,694	0	0	218,791	0	762,017
519300	Health Insurance Contribution	1,529,396	60,962	0	0	622,422	0	2,212,780
519400	Life Insurance Contribution	8,499	386	0	0	3,772	0	12,657
519800	Workers Compensation	0	0	0	0	14,449	0	14,449
	SUBTOTAL BENEFITS	**2,668,754**	**111,122**	**0**	**0**	**1,048,047**	**0**	**3,827,923**
	TOTAL PERSONAL SERVICES	**13,512,679**	**445,955**	**0**	**0**	**4,820,296**	**0**	**18,778,930**
521000	Operating Expense	715,485	-1,111,055	0	0	3,400,896	0	3,005,326
529000	Utilities	0	0	0	0	105,500	0	105,500
530000	Supplies & Materials	503,736	3,090	0	0	602,131	0	1,108,957
540000	Travel	48,861	2,266	0	0	423,429	0	474,556
550000	Capital Outlay	4,258	0	0	0	18,000	0	22,258
570000	Cost of Goods Sold	0	0	0	0	2,860,256	0	2,860,256
	TOTAL NET OPERATING EXPENSES	**1,272,340**	**-1,105,699**	**0**	**0**	**7,410,212**	**0**	**7,576,853**
	SUB PROGRAM TOTAL	**14,785,019**	**-659,744**	**0**	**0**	**12,230,508**	**0**	**26,355,783**

EXPENDITURE SUMMARY
2020-2021 GENERAL OPERATING BUDGET
UNIVERSITY OF NEBRASKA MEDICAL CENTER

SUBPROGRAM #/NAME 44 General Expense

		UNRESTRICTED	DESIGNATED AND/OR RESTRICTED					
ACCOUNT	**DESCRIPTION**	**STATE AND UNIVERSITY GENERATED**	**CASH**	**REVOLVING**	**FEDERAL**	**AUXILIARIES AND SERVICES**	**TRUST**	**TOTAL**
513000	Managerial/Professional	892,012	0	0	0	197,712	178,160	1,267,884
514000	Clerical/Technical/Service	46,088	0	0	0	136,434	0	182,522
516000	Student Wages	49	0	0	0	0	0	49
	SUBTOTAL NONFACULTY	**938,149**	**0**	**0**	**0**	**334,146**	**178,160**	**1,450,455**
	SUBTOTAL SALARIES & WAGES	**938,149**	**0**	**0**	**0**	**334,146**	**178,160**	**1,450,455**
519100	Retirement Contribution	67,735	0	0	0	16,707	6,949	91,391
519200	FICA Contribution	66,693	0	0	0	19,380	8,730	94,803
519300	Health Insurance Contribution	164,648	0	0	0	55,133	23,873	243,654
519400	Life Insurance Contribution	1,042	0	0	0	334	179	1,555
519800	Workers Compensation	478,419	0	0	0	1,280	683	480,382
	SUBTOTAL BENEFITS	**778,537**	**0**	**0**	**0**	**92,834**	**40,414**	**911,785**
	TOTAL PERSONAL SERVICES	**1,716,686**	**0**	**0**	**0**	**426,980**	**218,574**	**2,362,240**
521000	Operating Expense	1,955,528	0	0	0	290,565	0	2,246,093
530000	Supplies & Materials	5,000	0	0	0	35,415	0	40,415
540000	Travel	2,000	0	0	0	10,300	0	12,300
550000	Capital Outlay	530	0	0	0	0	0	530
	TOTAL NET OPERATING EXPENSES	**1,963,058**	**0**	**0**	**0**	**336,280**	**0**	**2,299,338**
	SUB PROGRAM TOTAL	**3,679,744**	**0**	**0**	**0**	**763,260**	**218,574**	**4,661,578**

EXPENDITURE SUMMARY
2020-2021 GENERAL OPERATING BUDGET
UNIVERSITY OF NEBRASKA MEDICAL CENTER

SUBPROGRAM #/NAME 51 College of Medicine

		UNRESTRICTED	DESIGNATED AND/OR RESTRICTED					
ACCOUNT	**DESCRIPTION**	**STATE AND UNIVERSITY GENERATED**	**CASH**	**REVOLVING**	**FEDERAL**	**AUXILIARIES AND SERVICES**	**TRUST**	**TOTAL**
511000 FACULTY								
	Professor	4,542,139	0	0	2,021,512	0	1,224,802	7,788,453
	Associate Professor	1,479,328	0	0	681,290	9,615	303,481	2,473,714
	Assistant Professor	1,482,155	0	0	1,129,330	54,950	1,140,622	3,807,057
	Instructor	207,481	0	0	795,215	38,959	534,284	1,575,939
	Other	4,122,887	0	0	424,783	0	246,472	4,794,142
	SUBTOTAL FACULTY	**11,833,990**	**0**	**0**	**5,052,130**	**103,524**	**3,449,661**	**20,439,305**
512100	Other Administrators	1,318,125	0	0	78,126	269,841	146,874	1,812,966
512000	Chairpersons	2,298,863	0	0	26,070	0	191,999	2,516,932
513000	Managerial/Professional	1,763,541	0	0	1,428,412	1,085,967	763,284	5,041,204
514000	Clerical/Technical/Service	1,518,162	0	0	113,623	1,098,328	319,007	3,049,120
515000	Other Academic	11,761,507	0	0	1,334,524	28,159	344,062	13,468,252
	SUBTOTAL NONFACULTY	**18,660,198**	**0**	**0**	**2,980,755**	**2,482,295**	**1,765,226**	**25,888,474**
	SUBTOTAL SALARIES & WAGES	**30,494,188**	**0**	**0**	**8,032,885**	**2,585,819**	**5,214,887**	**46,327,779**
519100	Retirement Contribution	921,494	0	0	265,084	129,290	203,386	1,519,254
519200	FICA Contribution	1,750,722	0	0	393,613	149,977	255,537	2,549,849
519300	Health Insurance Contribution	3,918,401	0	0	1,028,205	426,662	698,795	6,072,063
519400	Life Insurance Contribution	14,178	0	0	8,037	2,588	5,214	30,017
519800	Workers Compensation	0	0	0	30,771	9,906	19,973	60,650
	SUBTOTAL BENEFITS	**6,604,795**	**0**	**0**	**1,725,710**	**718,423**	**1,182,905**	**10,231,833**
	TOTAL PERSONAL SERVICES	**37,098,983**	**0**	**0**	**9,758,595**	**3,304,242**	**6,397,792**	**56,559,612**
521000	Operating Expense	148,368	0	0	0	734,763	1,273,601	2,156,732
530000	Supplies & Materials	27,906	0	0	0	313,283	0	341,189
540000	Travel	0	0	0	0	29,558	0	29,558
	TOTAL NET OPERATING EXPENSES	**176,274**	**0**	**0**	**0**	**1,077,604**	**1,273,601**	**2,527,479**
	SUB PROGRAM TOTAL	**37,275,257**	**0**	**0**	**9,758,595**	**4,381,846**	**7,671,393**	**59,087,091**

EXPENDITURE SUMMARY
2020-2021 GENERAL OPERATING BUDGET
UNIVERSITY OF NEBRASKA MEDICAL CENTER

SUBPROGRAM #/NAME 52 College of Medicine

		UNRESTRICTED	DESIGNATED AND/OR RESTRICTED					
ACCOUNT	**DESCRIPTION**	**STATE AND UNIVERSITY GENERATED**	**CASH**	**REVOLVING**	**FEDERAL**	**AUXILIARIES AND SERVICES**	**TRUST**	**TOTAL**
511000 FACULTY								
	Professor	2,383,652	0	0	1,417,826	0	1,072,585	4,874,063
	Associate Professor	2,555,418	0	0	758,699	5,769	1,033,168	4,353,054
	Assistant Professor	3,518,340	0	0	881,304	0	1,578,273	5,977,917
	Instructor	209,752	0	0	217,578	0	271,967	699,297
	Other	49,550	0	0	160,532	0	110,461	320,543
	SUBTOTAL FACULTY	**8,716,712**	**0**	**0**	**3,435,939**	**5,769**	**4,066,454**	**16,224,874**
512100	Other Administrators	91,489	0	0	34,656	0	5,000	131,145
512000	Chairpersons	370,626	0	0	8,077	0	29,454	408,157
513000	Managerial/Professional	1,948,978	0	0	1,780,412	712,117	4,030,048	8,471,555
514000	Clerical/Technical/Service	2,322,464	0	0	434,960	126,949	1,037,554	3,921,927
515000	Other Academic	54,429	0	0	874,311	0	292,671	1,221,411
	SUBTOTAL NONFACULTY	**4,787,986**	**0**	**0**	**3,132,416**	**839,066**	**5,394,727**	**14,154,195**
	SUBTOTAL SALARIES & WAGES	**13,504,698**	**0**	**0**	**6,568,355**	**844,835**	**9,461,181**	**30,379,069**
519100	Retirement Contribution	756,530	0	0	216,650	42,242	368,987	1,384,409
519200	FICA Contribution	744,890	0	0	321,696	49,000	463,599	1,579,185
519300	Health Insurance Contribution	1,838,945	0	0	840,347	139,397	1,267,801	4,086,490
519400	Life Insurance Contribution	11,638	0	0	6,571	845	9,460	28,514
519800	Workers Compensation	0	0	0	25,146	3,237	36,251	64,634
	SUBTOTAL BENEFITS	**3,352,003**	**0**	**0**	**1,410,410**	**234,721**	**2,146,098**	**7,143,232**
	TOTAL PERSONAL SERVICES	**16,856,701**	**0**	**0**	**7,978,765**	**1,079,556**	**11,607,279**	**37,522,301**
	SUB PROGRAM TOTAL	**16,856,701**	**0**	**0**	**7,978,765**	**1,079,556**	**11,607,279**	**37,522,301**

EXPENDITURE SUMMARY
2020-2021 GENERAL OPERATING BUDGET
UNIVERSITY OF NEBRASKA MEDICAL CENTER

SUBPROGRAM #/NAME 53 College of Medicine

		UNRESTRICTED	DESIGNATED AND/OR RESTRICTED					
ACCOUNT	**DESCRIPTION**	**STATE AND UNIVERSITY GENERATED**	**CASH**	**REVOLVING**	**FEDERAL**	**AUXILIARIES AND SERVICES**	**TRUST**	**TOTAL**
511000 FACULTY								
	Professor	2,494,322	0	0	797,988	58,418	1,397,348	4,748,076
	Associate Professor	1,930,923	0	0	656,130	0	1,638,845	4,225,898
	Assistant Professor	3,440,483	0	0	537,688	53,804	4,941,101	8,973,076
	Instructor	330,562	0	0	235,158	19,136	232,545	817,401
	Other	165,383	0	0	384,424	34,354	278,177	862,338
	SUBTOTAL FACULTY	**8,361,673**	**0**	**0**	**2,611,388**	**165,712**	**8,488,016**	**19,626,789**
512100	Other Administrators	86,300	0	0	40,289	0	0	126,589
512000	Chairpersons	629,921	0	0	48,855	0	10,000	688,776
513000	Managerial/Professional	1,993,895	0	0	1,431,775	879,407	4,364,201	8,669,278
514000	Clerical/Technical/Service	1,290,682	0	0	170,542	135,855	2,686,803	4,283,882
515000	Other Academic	708,770	0	0	945,088	0	204,084	1,857,942
	SUBTOTAL NONFACULTY	**4,709,568**	**0**	**0**	**2,636,549**	**1,015,262**	**7,265,088**	**15,626,467**
	SUBTOTAL SALARIES & WAGES	**13,071,241**	**0**	**0**	**5,247,937**	**1,180,974**	**15,753,104**	**35,253,256**
519100	Retirement Contribution	691,596	0	0	172,444	59,048	614,366	1,537,454
519200	FICA Contribution	689,486	0	0	256,052	68,496	771,903	1,785,937
519300	Health Insurance Contribution	1,625,608	0	0	668,866	194,862	2,110,911	4,600,247
519400	Life Insurance Contribution	10,161	0	0	5,225	1,181	15,756	32,323
519800	Workers Compensation	0	0	0	20,017	4,523	60,339	84,879
	SUBTOTAL BENEFITS	**3,016,851**	**0**	**0**	**1,122,604**	**328,110**	**3,573,275**	**8,040,840**
	TOTAL PERSONAL SERVICES	**16,088,092**	**0**	**0**	**6,370,541**	**1,509,084**	**19,326,379**	**43,294,096**
521000	Operating Expense	871,739	0	0	0	1,640,790	0	2,512,529
530000	Supplies & Materials	0	0	0	0	340,705	0	340,705
540000	Travel	12,500	0	0	0	53,467	0	65,967
550000	Capital Outlay	0	0	0	0	35,983	0	35,983
	TOTAL NET OPERATING EXPENSES	**884,239**	**0**	**0**	**0**	**2,070,945**	**0**	**2,955,184**
	SUB PROGRAM TOTAL	**16,972,331**	**0**	**0**	**6,370,541**	**3,580,029**	**19,326,379**	**46,249,280**

EXPENDITURE SUMMARY
2020-2021 GENERAL OPERATING BUDGET
UNIVERSITY OF NEBRASKA MEDICAL CENTER

SUBPROGRAM #/NAME 54 College of Public Health

		UNRESTRICTED	DESIGNATED AND/OR RESTRICTED					
ACCOUNT	**DESCRIPTION**	**STATE AND UNIVERSITY GENERATED**	**CASH**	**REVOLVING**	**FEDERAL**	**AUXILIARIES AND SERVICES**	**TRUST**	**TOTAL**
511000 FACULTY								
	Professor	1,720,100	0	0	273,444	44,952	592,229	2,630,725
	Associate Professor	1,447,179	0	0	265,836	107,606	635,987	2,456,608
	Assistant Professor	1,327,739	0	0	182,422	0	515,964	2,026,125
	Instructor	33,285	0	0	4,757	0	271,223	309,265
	Other	30,000	0	0	0	0	53,952	83,952
	SUBTOTAL FACULTY	**4,558,303**	**0**	**0**	**726,459**	**152,558**	**2,069,355**	**7,506,675**
512100	Other Administrators	900,933	0	0	0	0	63,301	964,234
512000	Chairpersons	193,746	0	0	0	0	0	193,746
513000	Managerial/Professional	1,319,762	0	0	279,953	399,672	937,984	2,937,371
514000	Clerical/Technical/Service	579,559	0	0	0	161,266	168,661	909,486
515000	Other Academic	85,044	0	0	47,272	0	95,084	227,400
	SUBTOTAL NONFACULTY	**3,079,044**	**0**	**0**	**327,225**	**560,938**	**1,265,030**	**5,232,237**
	SUBTOTAL SALARIES & WAGES	**7,637,347**	**0**	**0**	**1,053,684**	**713,496**	**3,334,385**	**12,738,912**
519100	Retirement Contribution	435,599	0	0	34,718	35,678	130,040	636,035
519200	FICA Contribution	428,901	0	0	51,551	41,383	163,385	685,220
519300	Health Insurance Contribution	1,058,842	0	0	134,656	117,730	446,808	1,758,036
519400	Life Insurance Contribution	6,704	0	0	1,053	715	3,337	11,809
519800	Workers Compensation	0	0	0	4,033	2,733	12,773	19,539
	SUBTOTAL BENEFITS	**1,930,046**	**0**	**0**	**226,011**	**198,239**	**756,343**	**3,110,639**
	TOTAL PERSONAL SERVICES	**9,567,393**	**0**	**0**	**1,279,695**	**911,735**	**4,090,728**	**15,849,551**
521000	Operating Expense	21,652	0	0	0	165,279	0	186,931
530000	Supplies & Materials	7,000	0	0	0	0	0	7,000
540000	Travel	6,000	0	0	0	0	0	6,000
	TOTAL NET OPERATING EXPENSES	**34,652**	**0**	**0**	**0**	**165,279**	**0**	**199,931**
	SUB PROGRAM TOTAL	**9,602,045**	**0**	**0**	**1,279,695**	**1,077,014**	**4,090,728**	**16,049,482**

EXPENDITURE SUMMARY
2020-2021 GENERAL OPERATING BUDGET
UNIVERSITY OF NEBRASKA MEDICAL CENTER

SUBPROGRAM #/NAME 55 Munroe-Meyer Institute

		UNRESTRICTED	DESIGNATED AND/OR RESTRICTED					
ACCOUNT	**DESCRIPTION**	**STATE AND UNIVERSITY GENERATED**	**CASH**	**REVOLVING**	**FEDERAL**	**AUXILIARIES AND SERVICES**	**TRUST**	**TOTAL**
511000 FACULTY								
	Professor	0	44,181	0	394,114	470,430	564,801	1,473,526
	Associate Professor	0	189,136	0	225,777	174,452	432,581	1,021,946
	Assistant Professor	0	63,392	0	300,627	643,506	1,247,289	2,254,814
	Instructor	0	0	0	0	36,557	13,056	49,613
	Other	0	-83,965	0	0	0	6,500	-77,465
	SUBTOTAL FACULTY	**0**	**212,744**	**0**	**920,518**	**1,324,945**	**2,264,227**	**4,722,434**
512100	Other Administrators	0	0	0	253,520	14,000	25,641	293,161
512000	Chairpersons	0	18,000	0	12,502	4,000	13,000	47,502
513000	Managerial/Professional	0	1,409,619	0	569,987	3,455,819	5,210,423	10,645,848
514000	Clerical/Technical/Service	0	1,634,764	0	122,371	1,097,406	787,741	3,642,282
515000	Other Academic	0	82,327	0	0	0	104,584	186,911
	SUBTOTAL NONFACULTY	**0**	**3,144,710**	**0**	**958,380**	**4,571,225**	**6,141,389**	**14,815,704**
	SUBTOTAL SALARIES & WAGES	**0**	**3,357,454**	**0**	**1,878,898**	**5,896,170**	**8,405,616**	**19,538,138**
519100	Retirement Contribution	0	0	0	62,003	294,811	327,818	684,632
519200	FICA Contribution	0	0	0	92,067	341,980	411,875	845,922
519300	Health Insurance Contribution	0	0	0	240,499	972,867	1,126,355	2,339,721
519400	Life Insurance Contribution	0	0	0	1,879	5,897	8,405	16,181
519800	Workers Compensation	0	0	0	7,197	22,583	32,196	61,976
	SUBTOTAL BENEFITS	**0**	**0**	**0**	**403,645**	**1,638,138**	**1,906,649**	**3,948,432**
	TOTAL PERSONAL SERVICES	**0**	**3,357,454**	**0**	**2,282,543**	**7,534,308**	**10,312,265**	**23,486,570**
521000	Operating Expense	0	442,546	0	0	826,076	0	1,268,622
530000	Supplies & Materials	0	0	0	0	47,701	0	47,701
540000	Travel	0	0	0	0	59,300	0	59,300
	TOTAL NET OPERATING EXPENSES	**0**	**442,546**	**0**	**0**	**933,077**	**0**	**1,375,623**
	SUB PROGRAM TOTAL	**0**	**3,800,000**	**0**	**2,282,543**	**8,467,385**	**10,312,265**	**24,862,193**

EXPENDITURE SUMMARY
2020-2021 GENERAL OPERATING BUDGET
UNIVERSITY OF NEBRASKA MEDICAL CENTER

SUBPROGRAM #/NAME 56 Dental Clinic

		UNRESTRICTED	DESIGNATED AND/OR RESTRICTED					
ACCOUNT	**DESCRIPTION**	**STATE AND UNIVERSITY GENERATED**	**CASH**	**REVOLVING**	**FEDERAL**	**AUXILIARIES AND SERVICES**	**TRUST**	**TOTAL**
511000	FACULTY							
	Professor	0	6,400	0	0	0	0	6,400
	Associate Professor	0	101,655	0	0	0	0	101,655
	Assistant Professor	0	99,156	0	0	0	0	99,156
	Instructor	0	384,527	0	0	2,522	0	387,049
	SUBTOTAL FACULTY	**0**	**591,738**	**0**	**0**	**2,522**	**0**	**594,260**
512100	Other Administrators	0	22,862	0	0	5,000	0	27,862
513000	Managerial/Professional	0	802,831	0	0	0	0	802,831
514000	Clerical/Technical/Service	0	2,868,370	0	0	80,349	0	2,948,719
515000	Other Academic	0	47,679	0	0	0	0	47,679
	SUBTOTAL NONFACULTY	**0**	**3,741,742**	**0**	**0**	**85,349**	**0**	**3,827,091**
	SUBTOTAL SALARIES & WAGES	**0**	**4,333,480**	**0**	**0**	**87,871**	**0**	**4,421,351**
519100	Retirement Contribution	0	281,676	0	0	4,394	0	286,070
519200	FICA Contribution	0	277,342	0	0	5,097	0	282,439
519300	Health Insurance Contribution	0	684,691	0	0	14,500	0	699,191
519400	Life Insurance Contribution	0	4,334	0	0	87	0	4,421
519800	Workers Compensation	0	0	0	0	337	0	337
	SUBTOTAL BENEFITS	**0**	**1,248,043**	**0**	**0**	**24,415**	**0**	**1,272,458**
	TOTAL PERSONAL SERVICES	**0**	**5,581,523**	**0**	**0**	**112,286**	**0**	**5,693,809**
521000	Operating Expense	0	2,979,848	0	0	0	0	2,979,848
530000	Supplies & Materials	0	1,440,144	0	0	0	0	1,440,144
550000	Capital Outlay	0	198,485	0	0	0	0	198,485
	TOTAL NET OPERATING EXPENSES	**0**	**4,618,477**	**0**	**0**	**0**	**0**	**4,618,477**
	SUB PROGRAM TOTAL	**0**	**10,200,000**	**0**	**0**	**112,286**	**0**	**10,312,286**

EXPENDITURE SUMMARY
2020-2021 GENERAL OPERATING BUDGET
UNIVERSITY OF NEBRASKA MEDICAL CENTER

SUBPROGRAM #/NAME 57 Tobacco Fund Research

		UNRESTRICTED	DESIGNATED AND/OR RESTRICTED					
ACCOUNT	**DESCRIPTION**	**STATE AND UNIVERSITY GENERATED**	**CASH**	**REVOLVING**	**FEDERAL**	**AUXILIARIES AND SERVICES**	**TRUST**	**TOTAL**
511000 FACULTY								
	Assistant Professor	0	1,945,410	0	0	0	0	1,945,410
	SUBTOTAL FACULTY	**0**	**1,945,410**	**0**	**0**	**0**	**0**	**1,945,410**
513000	Managerial/Professional	0	2,220,460	0	0	0	0	2,220,460
514000	Clerical/Technical/Service	0	538,174	0	0	0	0	538,174
515000	Other Academic	0	967,034	0	0	0	0	967,034
	SUBTOTAL NONFACULTY	**0**	**3,725,668**	**0**	**0**	**0**	**0**	**3,725,668**
	SUBTOTAL SALARIES & WAGES	**0**	**5,671,078**	**0**	**0**	**0**	**0**	**5,671,078**
519100	Retirement Contribution	0	221,528	0	0	0	0	221,528
519200	FICA Contribution	0	300,859	0	0	0	0	300,859
519300	Health Insurance Contribution	0	391,625	0	0	0	0	391,625
519400	Life Insurance Contribution	0	3,384	0	0	0	0	3,384
519800	Workers Compensation	0	24,099	0	0	0	0	24,099
	SUBTOTAL BENEFITS	**0**	**941,495**	**0**	**0**	**0**	**0**	**941,495**
	TOTAL PERSONAL SERVICES	**0**	**6,612,573**	**0**	**0**	**0**	**0**	**6,612,573**
521000	Operating Expense	0	5,187,427	0	0	0	0	5,187,427
	TOTAL NET OPERATING EXPENSES	**0**	**5,187,427**	**0**	**0**	**0**	**0**	**5,187,427**
	SUB PROGRAM TOTAL	**0**	**11,800,000**	**0**	**0**	**0**	**0**	**11,800,000**

EXPENDITURE SUMMARY
2020-2021 GENERAL OPERATING BUDGET
UNIVERSITY OF NEBRASKA MEDICAL CENTER

SUBPROGRAM #/NAME 71 UNMC/Eppley Center Cancer Research & Care

		UNRESTRICTED	DESIGNATED AND/OR RESTRICTED					
ACCOUNT	**DESCRIPTION**	**STATE AND UNIVERSITY GENERATED**	**CASH**	**REVOLVING**	**FEDERAL**	**AUXILIARIES AND SERVICES**	**TRUST**	**TOTAL**
511000 FACULTY								
	Professor	100,830	0	0	0	0	75,984	176,814
	Assistant Professor	0	0	0	0	0	40,736	40,736
	Instructor	0	0	0	0	0	53,321	53,321
	SUBTOTAL FACULTY	**100,830**	**0**	**0**	**0**	**0**	**170,041**	**270,871**
512100	Other Administrators	102,059	0	0	0	0	10,000	112,059
513000	Managerial/Professional	203,763	0	0	0	0	677,465	881,228
514000	Clerical/Technical/Service	15,111	0	0	0	0	75,149	90,260
515000	Other Academic	0	0	0	0	0	22,875	22,875
	SUBTOTAL NONFACULTY	**320,933**	**0**	**0**	**0**	**0**	**785,489**	**1,106,422**
	SUBTOTAL SALARIES & WAGES	**421,763**	**0**	**0**	**0**	**0**	**955,530**	**1,377,293**
519100	Retirement Contribution	34,159	0	0	0	0	36,448	70,607
519200	FICA Contribution	33,633	0	0	0	0	45,794	79,427
519300	Health Insurance Contribution	83,032	0	0	0	0	125,227	208,259
519400	Life Insurance Contribution	526	0	0	0	0	934	1,460
519800	Workers Compensation	0	0	0	0	0	3,580	3,580
	SUBTOTAL BENEFITS	**151,350**	**0**	**0**	**0**	**0**	**211,983**	**363,333**
	TOTAL PERSONAL SERVICES	**573,113**	**0**	**0**	**0**	**0**	**1,167,513**	**1,740,626**
	SUB PROGRAM TOTAL	**573,113**	**0**	**0**	**0**	**0**	**1,167,513**	**1,740,626**

EXPENDITURE SUMMARY
2020-2021 GENERAL OPERATING BUDGET
UNIVERSITY OF NEBRASKA MEDICAL CENTER

SUBPROGRAM #/NAME 72 CHRI

		UNRESTRICTED	DESIGNATED AND/OR RESTRICTED					
ACCOUNT	**DESCRIPTION**	**STATE AND UNIVERSITY GENERATED**	**CASH**	**REVOLVING**	**FEDERAL**	**AUXILIARIES AND SERVICES**	**TRUST**	**TOTAL**
511000 FACULTY								
	Professor	85,558	0	0	0	0	71,025	156,583
	Associate Professor	4,244	0	0	0	0	1,740	5,984
	Assistant Professor	163,994	0	0	21,000	0	69,450	254,444
	Instructor	102,708	0	0	0	0	7,300	110,008
	Other	30,000	0	0	25,410	0	0	55,410
	SUBTOTAL FACULTY	**386,504**	**0**	**0**	**46,410**	**0**	**149,515**	**582,429**
512100	Other Administrators	0	0	0	0	0	9,531	9,531
512000	Chairpersons	0	0	0	0	0	10,000	10,000
513000	Managerial/Professional	412,672	0	0	181,331	1,247,151	760,431	2,601,585
514000	Clerical/Technical/Service	0	0	0	16,817	48,880	82,860	148,557
515000	Other Academic	276,991	0	0	0	0	0	276,991
	SUBTOTAL NONFACULTY	**689,663**	**0**	**0**	**198,148**	**1,296,031**	**862,822**	**3,046,664**
	SUBTOTAL SALARIES & WAGES	**1,076,167**	**0**	**0**	**244,558**	**1,296,031**	**1,012,337**	**3,629,093**
519100	Retirement Contribution	38,622	0	0	8,071	64,802	39,481	150,976
519200	FICA Contribution	38,027	0	0	11,983	75,170	49,606	174,786
519300	Health Insurance Contribution	93,879	0	0	31,303	213,845	135,654	474,681
519400	Life Insurance Contribution	594	0	0	244	1,296	1,014	3,148
519800	Workers Compensation	0	0	0	936	4,964	3,878	9,778
	SUBTOTAL BENEFITS	**171,122**	**0**	**0**	**52,537**	**360,077**	**229,633**	**813,369**
	TOTAL PERSONAL SERVICES	**1,247,289**	**0**	**0**	**297,095**	**1,656,108**	**1,241,970**	**4,442,462**
521000	Operating Expense	437,500	0	0	0	0	0	437,500
550000	Capital Outlay	22,741	0	0	0	0	0	22,741
	TOTAL NET OPERATING EXPENSES	**460,241**	**0**	**0**	**0**	**0**	**0**	**460,241**
	SUB PROGRAM TOTAL	**1,707,530**	**0**	**0**	**297,095**	**1,656,108**	**1,241,970**	**4,902,703**

EXPENDITURE SUMMARY
2020-2021 GENERAL OPERATING BUDGET
UNIVERSITY OF NEBRASKA MEDICAL CENTER

SUBPROGRAM #/NAME 74 Anatomical Board

		UNRESTRICTED	DESIGNATED AND/OR RESTRICTED					
ACCOUNT	DESCRIPTION	STATE AND UNIVERSITY GENERATED	CASH	REVOLVING	FEDERAL	AUXILIARIES AND SERVICES	TRUST	TOTAL
513000	Managerial/Professional	0	0	0	0	0	108,458	108,458
	SUBTOTAL NONFACULTY	**0**	**0**	**0**	**0**	**0**	**108,458**	**108,458**
	SUBTOTAL SALARIES & WAGES	**0**	**0**	**0**	**0**	**0**	**108,458**	**108,458**
519100	Retirement Contribution	0	0	0	0	0	4,230	4,230
519200	FICA Contribution	0	0	0	0	0	5,314	5,314
519300	Health Insurance Contribution	0	0	0	0	0	14,533	14,533
519400	Life Insurance Contribution	0	0	0	0	0	108	108
519800	Workers Compensation	0	0	0	0	0	415	415
	SUBTOTAL BENEFITS	**0**	**0**	**0**	**0**	**0**	**24,600**	**24,600**
	TOTAL PERSONAL SERVICES	**0**	**0**	**0**	**0**	**0**	**133,058**	**133,058**
	SUB PROGRAM TOTAL	**0**	**0**	**0**	**0**	**0**	**133,058**	**133,058**

EXPENDITURE SUMMARY
2020-2021 GENERAL OPERATING BUDGET
UNIVERSITY OF NEBRASKA MEDICAL CENTER

SUBPROGRAM #/NAME 82 Munroe-Meyer State Support

		UNRESTRICTED	DESIGNATED AND/OR RESTRICTED					
ACCOUNT	**DESCRIPTION**	**STATE AND UNIVERSITY GENERATED**	**CASH**	**REVOLVING**	**FEDERAL**	**AUXILIARIES AND SERVICES**	**TRUST**	**TOTAL**
511000 FACULTY								
	Professor	817,457	0	0	0	0	0	817,457
	Associate Professor	567,219	0	0	0	0	0	567,219
	Assistant Professor	967,040	0	0	0	0	0	967,040
	Instructor	15,667	0	0	0	0	0	15,667
	Other	-116,362	0	0	0	0	0	-116,362
	SUBTOTAL FACULTY	**2,251,021**	**0**	**0**	**0**	**0**	**0**	**2,251,021**
512100	Other Administrators	397,578	0	0	0	0	0	397,578
512000	Chairpersons	17,000	0	0	0	0	0	17,000
513000	Managerial/Professional	674,065	0	0	0	0	0	674,065
514000	Clerical/Technical/Service	551,900	0	0	0	0	0	551,900
515000	Other Academic	213,351	0	0	0	0	0	213,351
	SUBTOTAL NONFACULTY	**1,853,894**	**0**	**0**	**0**	**0**	**0**	**1,853,894**
	SUBTOTAL SALARIES & WAGES	**4,104,915**	**0**	**0**	**0**	**0**	**0**	**4,104,915**
519100	Retirement Contribution	242,140	0	0	0	0	0	242,140
519200	FICA Contribution	238,412	0	0	0	0	0	238,412
519300	Health Insurance Contribution	588,587	0	0	0	0	0	588,587
519400	Life Insurance Contribution	3,728	0	0	0	0	0	3,728
	SUBTOTAL BENEFITS	**1,072,867**	**0**	**0**	**0**	**0**	**0**	**1,072,867**
	TOTAL PERSONAL SERVICES	**5,177,782**	**0**	**0**	**0**	**0**	**0**	**5,177,782**
	TOTAL NET OPERATING EXPENSES	**0**	**0**	**0**	**0**	**0**	**0**	**0**
	SUB PROGRAM TOTAL	**5,177,782**	**0**	**0**	**0**	**0**	**0**	**5,177,782**

EXPENDITURE SUMMARY
2020-2021 GENERAL OPERATING BUDGET
UNIVERSITY OF NEBRASKA MEDICAL CENTER

SUBPROGRAM #/NAME 83 College of Medicine Clinical

		UNRESTRICTED	DESIGNATED AND/OR RESTRICTED					
ACCOUNT	**DESCRIPTION**	**STATE AND UNIVERSITY GENERATED**	**CASH**	**REVOLVING**	**FEDERAL**	**AUXILIARIES AND SERVICES**	**TRUST**	**TOTAL**
511000 FACULTY								
	Professor	0	0	0	0	0	4,754,990	4,754,990
	Associate Professor	0	0	0	0	0	5,626,529	5,626,529
	Assistant Professor	0	0	0	0	0	11,537,497	11,537,497
	Instructor	0	0	0	0	0	615,264	615,264
	Other	0	0	0	0	0	217,070	217,070
	SUBTOTAL FACULTY	**0**	**0**	**0**	**0**	**0**	**22,751,350**	**22,751,350**
512100	Other Administrators	0	0	0	0	0	302,991	302,991
512000	Chairpersons	0	0	0	0	0	285,339	285,339
513000	Managerial/Professional	0	0	0	0	0	3,419,588	3,419,588
514000	Clerical/Technical/Service	0	0	0	0	0	2,733,380	2,733,380
515000	Other Academic	0	0	0	0	0	143,865	143,865
	SUBTOTAL NONFACULTY	**0**	**0**	**0**	**0**	**0**	**6,885,163**	**6,885,163**
	SUBTOTAL SALARIES & WAGES	**0**	**0**	**0**	**0**	**0**	**29,636,513**	**29,636,513**
519100	Retirement Contribution	0	0	0	0	0	1,155,823	1,155,823
519200	FICA Contribution	0	0	0	0	0	1,452,189	1,452,189
519300	Health Insurance Contribution	0	0	0	0	0	3,971,295	3,971,295
519400	Life Insurance Contribution	0	0	0	0	0	29,641	29,641
519800	Workers Compensation	0	0	0	0	0	113,521	113,521
	SUBTOTAL BENEFITS	**0**	**0**	**0**	**0**	**0**	**6,722,469**	**6,722,469**
	TOTAL PERSONAL SERVICES	**0**	**0**	**0**	**0**	**0**	**36,358,982**	**36,358,982**
	SUB PROGRAM TOTAL	**0**	**0**	**0**	**0**	**0**	**36,358,982**	**36,358,982**

EXPENDITURE SUMMARY
2020-2021 GENERAL OPERATING BUDGET
UNIVERSITY OF NEBRASKA MEDICAL CENTER

SUBPROGRAM #/NAME 84 College of Medicine Clinical

		UNRESTRICTED	DESIGNATED AND/OR RESTRICTED					
ACCOUNT	**DESCRIPTION**	**STATE AND UNIVERSITY GENERATED**	**CASH**	**REVOLVING**	**FEDERAL**	**AUXILIARIES AND SERVICES**	**TRUST**	**TOTAL**
511000 FACULTY								
	Professor	0	0	0	0	0	4,338,311	4,338,311
	Associate Professor	0	0	0	0	0	3,635,465	3,635,465
	Assistant Professor	0	0	0	0	0	4,003,931	4,003,931
	Instructor	0	0	0	0	0	436,177	436,177
	Other	0	0	0	0	0	324,447	324,447
	SUBTOTAL FACULTY	**0**	**0**	**0**	**0**	**0**	**12,738,331**	**12,738,331**
512100	Other Administrators	0	0	0	0	0	184,093	184,093
512000	Chairpersons	0	0	0	0	0	528,047	528,047
513000	Managerial/Professional	0	0	0	0	0	692,205	692,205
514000	Clerical/Technical/Service	0	0	0	0	0	2,530,654	2,530,654
515000	Other Academic	0	0	0	0	0	87,613	87,613
	SUBTOTAL NONFACULTY	**0**	**0**	**0**	**0**	**0**	**4,022,612**	**4,022,612**
	SUBTOTAL SALARIES & WAGES	**0**	**0**	**0**	**0**	**0**	**16,760,943**	**16,760,943**
519100	Retirement Contribution	0	0	0	0	0	654,000	654,000
519200	FICA Contribution	0	0	0	0	0	821,692	821,692
519300	Health Insurance Contribution	0	0	0	0	0	2,247,070	2,247,070
519400	Life Insurance Contribution	0	0	0	0	0	16,767	16,767
519800	Workers Compensation	0	0	0	0	0	64,232	64,232
	SUBTOTAL BENEFITS	**0**	**0**	**0**	**0**	**0**	**3,803,761**	**3,803,761**
	TOTAL PERSONAL SERVICES	**0**	**0**	**0**	**0**	**0**	**20,564,704**	**20,564,704**
	SUB PROGRAM TOTAL	**0**	**0**	**0**	**0**	**0**	**20,564,704**	**20,564,704**

EXPENDITURE SUMMARY
2020-2021 GENERAL OPERATING BUDGET
UNIVERSITY OF NEBRASKA MEDICAL CENTER

SUBPROGRAM #/NAME 96 Stores/Services

		UNRESTRICTED	DESIGNATED AND/OR RESTRICTED					
ACCOUNT	DESCRIPTION	STATE AND UNIVERSITY GENERATED	CASH	REVOLVING	FEDERAL	AUXILIARIES AND SERVICES	TRUST	TOTAL
	SUBTOTAL FACULTY	**0**	**0**	**0**	**0**	**0**	**0**	**0**
512100	Other Administrators	0	0	0	0	342,048	0	342,048
513000	Managerial/Professional	0	0	0	0	1,276,297	0	1,276,297
514000	Clerical/Technical/Service	0	0	0	0	658,373	0	658,373
	SUBTOTAL NONFACULTY	**0**	**0**	**0**	**0**	**2,276,718**	**0**	**2,276,718**
	SUBTOTAL SALARIES & WAGES	**0**	**0**	**0**	**0**	**2,276,718**	**0**	**2,276,718**
519100	Retirement Contribution	0	0	0	0	113,836	0	113,836
519200	FICA Contribution	0	0	0	0	132,049	0	132,049
519300	Health Insurance Contribution	0	0	0	0	375,659	0	375,659
519400	Life Insurance Contribution	0	0	0	0	2,276	0	2,276
519800	Workers Compensation	0	0	0	0	8,720	0	8,720
	SUBTOTAL BENEFITS	**0**	**0**	**0**	**0**	**632,540**	**0**	**632,540**
	TOTAL PERSONAL SERVICES	**0**	**0**	**0**	**0**	**2,909,258**	**0**	**2,909,258**
521000	Operating Expense	0	0	0	0	259,222	0	259,222
530000	Supplies & Materials	0	0	0	0	116,616	0	116,616
540000	Travel	0	0	0	0	1,478	0	1,478
550000	Capital Outlay	0	0	0	0	800	0	800
560000	Government Aid	0	0	0	0	382,956	0	382,956
570000	Cost of Goods Sold	0	0	0	0	298,404	0	298,404
	TOTAL NET OPERATING EXPENSES	**0**	**0**	**0**	**0**	**1,059,476**	**0**	**1,059,476**
	SUB PROGRAM TOTAL	**0**	**0**	**0**	**0**	**3,968,734**	**0**	**3,968,734**

EXPENDITURE SUMMARY
2020-2021 GENERAL OPERATING BUDGET
UNIVERSITY OF NEBRASKA MEDICAL CENTER

SUBPROGRAM #/NAME 97 Clearing Centers

		UNRESTRICTED	DESIGNATED AND/OR RESTRICTED					
ACCOUNT	**DESCRIPTION**	**STATE AND UNIVERSITY GENERATED**	**CASH**	**REVOLVING**	**FEDERAL**	**AUXILIARIES AND SERVICES**	**TRUST**	**TOTAL**
511000 FACULTY								
	Professor	0	0	0	0	17,442	0	17,442
	Assistant Professor	0	0	0	0	182,343	0	182,343
	SUBTOTAL FACULTY	**0**	**0**	**0**	**0**	**199,785**	**0**	**199,785**
512100	Other Administrators	0	0	0	0	11,176	0	11,176
	SUBTOTAL NONFACULTY	**0**	**0**	**0**	**0**	**11,176**	**0**	**11,176**
	SUBTOTAL SALARIES & WAGES	**0**	**0**	**0**	**0**	**210,961**	**0**	**210,961**
519100	Retirement Contribution	0	0	0	0	10,548	0	10,548
519200	FICA Contribution	0	0	0	0	12,236	0	12,236
519300	Health Insurance Contribution	0	0	0	0	34,808	0	34,808
519400	Life Insurance Contribution	0	0	0	0	211	0	211
519800	Workers Compensation	0	0	0	0	808	0	808
	SUBTOTAL BENEFITS	**0**	**0**	**0**	**0**	**58,611**	**0**	**58,611**
	TOTAL PERSONAL SERVICES	**0**	**0**	**0**	**0**	**269,572**	**0**	**269,572**
521000	Operating Expense	0	0	0	0	61,924	0	61,924
	TOTAL NET OPERATING EXPENSES	**0**	**0**	**0**	**0**	**61,924**	**0**	**61,924**
	SUB PROGRAM TOTAL	**0**	**0**	**0**	**0**	**331,496**	**0**	**331,496**

EXPENDITURE SUMMARY
2020-2021 GENERAL OPERATING BUDGET
UNIVERSITY OF NEBRASKA MEDICAL CENTER

SUBPROGRAM #/NAME 98 Company Balance Sheets

		UNRESTRICTED	DESIGNATED AND/OR RESTRICTED					
ACCOUNT	**DESCRIPTION**	**STATE AND UNIVERSITY GENERATED**	**CASH**	**REVOLVING**	**FEDERAL**	**AUXILIARIES AND SERVICES**	**TRUST**	**TOTAL**
511000 FACULTY								
	Professor	0	0	0	0	55,339	0	55,339
	SUBTOTAL FACULTY	**0**	**0**	**0**	**0**	**55,339**	**0**	**55,339**
512100	Other Administrators	0	0	0	0	78,676	0	78,676
513000	Managerial/Professional	0	0	0	0	370,326	0	370,326
514000	Clerical/Technical/Service	0	0	0	0	326,869	0	326,869
	SUBTOTAL NONFACULTY	**0**	**0**	**0**	**0**	**775,871**	**0**	**775,871**
	SUBTOTAL SALARIES & WAGES	**0**	**0**	**0**	**0**	**831,210**	**0**	**831,210**
519100	Retirement Contribution	0	0	0	0	41,560	0	41,560
519200	FICA Contribution	0	0	0	0	48,210	0	48,210
519300	Health Insurance Contribution	0	0	0	0	137,150	0	137,150
519400	Life Insurance Contribution	0	0	0	0	831	0	831
519800	Workers Compensation	0	0	0	0	3,183	0	3,183
	SUBTOTAL BENEFITS	**0**	**0**	**0**	**0**	**230,934**	**0**	**230,934**
	TOTAL PERSONAL SERVICES	**0**	**0**	**0**	**0**	**1,062,144**	**0**	**1,062,144**
521000	Operating Expense	0	0	0	125,555,136	33,258,333	100,514,962	259,328,431
570000	Cost of Goods Sold	0	0	0	0	1,000	0	1,000
	TOTAL NET OPERATING EXPENSES	**0**	**0**	**0**	**125,555,136**	**33,259,333**	**100,514,962**	**259,329,431**
	SUB PROGRAM TOTAL	**0**	**0**	**0**	**125,555,136**	**34,321,477**	**100,514,962**	**260,391,575**

EXPENDITURE SUMMARY
2020-2021 GENERAL OPERATING BUDGET
UNIVERSITY OF NEBRASKA AT OMAHA

CAMPUS TOTAL

		UNRESTRICTED	DESIGNATED AND/OR RESTRICTED					
ACCOUNT	**DESCRIPTION**	**STATE AND UNIVERSITY GENERATED**	**CASH**	**REVOLVING**	**FEDERAL**	**AUXILIARIES AND SERVICES**	**TRUST**	**TOTAL**
511000	FACULTY							
	Professor	13,796,588	0	0	0	0	20,000	13,816,588
	Associate Professor	14,023,582	0	3,075	0	0	0	14,026,657
	Assistant Professor	12,129,560	0	0	0	0	0	12,129,560
	Instructor	6,060,110	0	78,827	0	0	98,654	6,237,591
	Other	6,460,734	0	282,926	88,869	0	941,311	7,773,840
	SUBTOTAL FACULTY	**52,470,574**	**0**	**364,828**	**88,869**	**0**	**1,059,965**	**53,984,236**
512100	Other Administrators	7,058,347	0	300,438	84,377	2,274,422	560,020	10,277,604
512000	Chairpersons	2,865,854	0	0	199,353	0	0	3,065,207
513000	Managerial/Professional	21,495,080	54,346	4,153,284	1,516,486	2,634,560	1,549,458	31,403,214
514000	Clerical/Technical/Service	11,932,268	0	1,287,965	208,053	2,642,092	206,930	16,277,308
515000	Other Academic	3,145,389	0	107,001	0	55,446	0	3,307,836
516000	Student Wages	877,759	0	350,850	0	1,761,964	0	2,990,573
517000	Supplemental Salaries & Wages	385,265	0	182,274	0	435,312	0	1,002,851
	SUBTOTAL NONFACULTY	**47,759,962**	**54,346**	**6,381,812**	**2,008,269**	**9,803,796**	**2,316,408**	**68,324,593**
	SUBTOTAL SALARIES & WAGES	**100,230,536**	**54,346**	**6,746,640**	**2,097,138**	**9,803,796**	**3,376,373**	**122,308,829**
519100	Retirement Contribution	6,294,403	3,532	326,027	100,672	159,788	151,941	7,036,363
519200	FICA Contribution	6,940,832	3,750	461,872	117,452	281,521	172,200	7,977,627
519300	Health Insurance Contribution	11,808,470	8,858	930,534	295,722	1,246,230	405,165	14,694,979
519400	Life Insurance Contribution	141,063	54	6,795	2,096	-18,684	3,382	134,706
519700	Unemployment Compensation	34,000	0	0	0	0	0	34,000
519800	Workers Compensation	285,241	0	34,241	0	77,144	0	396,626
	SUBTOTAL BENEFITS	**25,504,009**	**16,194**	**1,759,469**	**515,942**	**1,745,999**	**732,688**	**30,274,301**
	TOTAL PERSONAL SERVICES	**125,734,545**	**70,540**	**8,506,109**	**2,613,080**	**11,549,795**	**4,109,061**	**152,583,130**
521000	Operating Expense	23,204,222	264,460	11,348,995	10,455,942	21,845,763	7,757,176	74,876,558
529000	Utilities	5,981,557	0	0	0	650,000	0	6,631,557
530000	Supplies & Materials	4,513,374	2,500,000	3,679,187	1,768,000	1,453,963	3,843,095	17,757,619
540000	Travel	438,375	0	212,025	331,000	2,102,896	155,000	3,239,296
550000	Capital Outlay	1,222,978	0	442,000	148,000	2,450	130,000	1,945,428
560000	Government Aid	81,482	0	805,684	84,683,978	1,111,000	26,005,668	112,687,812
570000	Cost of Goods Sold	0	0	6,000	0	5,284,133	0	5,290,133
	TOTAL NET OPERATING EXPENSES	**35,441,988**	**2,764,460**	**16,493,891**	**97,386,920**	**32,450,205**	**37,890,939**	**222,428,403**
	CAMPUS TOTAL	**161,176,533**	**2,835,000**	**25,000,000**	**100,000,000**	**44,000,000**	**42,000,000**	**375,011,533**

REVENUE SUMMARY
2020-2021 GENERAL OPERATING BUDGET
UNIVERSITY OF NEBRASKA AT OMAHA

CAMPUS TOTAL

		UNRESTRICTED	DESIGNATED AND/OR RESTRICTED					
							7/30/20	10:59:17AM
ACCOUNT	**DESCRIPTION**	**STATE AND UNIVERSITY GENERATED**	**CASH**	**REVOLVING**	**FEDERAL**	**AUXILIARIES AND SERVICES**	**TRUST**	**TOTAL**
410000	State Appropriation	72,024,527	0	0	0	0	0	72,024,527
TOTAL STATE SUPPORT		**72,024,527**	**0**	**0**	**0**	**0**	**0**	**72,024,527**
460000	Restricted Revenue	0	0	0	100,000,000	0	0	100,000,000
TOTAL FEDERAL FUND		**0**	**0**	**0**	**100,000,000**	**0**	**0**	**100,000,000**
442100	Institutional Student Fee	0	0	4,802,237	0	0	0	4,802,237
442500	Student Transcript Fees	0	0	128,012	0	0	0	128,012
442810	Other Student Fees	0	0	17,296,394	0	6,841,127	0	24,137,521
450000	Sales and Services	0	0	2,654,282	0	40,181,108	0	42,835,390
459950	Sales & Services/Offset -	0	0	0	0	-5,814,407	0	-5,814,407
461000	Federal Grants & Contract	0	0	119,075	0	13,500	0	132,575
464000	Private Gifts & Contracts	0	0	0	0	2,778,672	0	2,778,672
TOTAL REVOLVING FUND		**0**	**0**	**25,000,000**	**0**	**44,000,000**	**0**	**69,000,000**
460000	Restricted Revenue	0	0	0	0	0	42,000,000	42,000,000
TOTAL TRUST FUND		**0**	**0**	**0**	**0**	**0**	**42,000,000**	**42,000,000**
441100	Undergraduate Resident	58,754,973	0	0	0	0	0	58,754,973
441110	Undergraduate Nonresident	14,785,877	0	0	0	0	0	14,785,877
441120	Undergraduate Audit	3,811	0	0	0	0	0	3,811
441200	Graduate Resident	4,841,888	0	0	0	0	0	4,841,888
441210	Graduate Nonresident	2,702,865	0	0	0	0	0	2,702,865
441220	Graduate Audit	458	0	0	0	0	0	458
441300	Off-Campus Undergraduate	43,589,664	0	0	0	0	0	43,589,664
441320	Offutt Undergraduate	101,877	0	0	0	0	0	101,877
441995	Tuition Transfer Program	-6,797,365	0	0	0	0	0	-6,797,365
TOTAL GROSS TUITION		**117,984,048**	**0**	**0**	**0**	**0**	**0**	**117,984,048**
441001	Tuition Adjustments	-2,693,834	0	0	0	0	0	-2,693,834
441990	Tuition Remissions	-26,925,652	0	0	0	0	0	-26,925,652
441991	Tuition Remissions	1,596,108	0	0	0	0	0	1,596,108
TOTAL TUITION OFFSETS		**-28,023,378**	**0**	**0**	**0**	**0**	**0**	**-28,023,378**
SUBTOTAL NET TUITION (CASH)		**89,960,670**	**0**	**0**	**0**	**0**	**0**	**89,960,670**
442100	Institutional Student Fee	200,000	0	0	0	0	0	200,000
442310	Application Fees - Gradua	100,000	0	0	0	0	0	100,000
442800	Late Payment Fees	451,000	0	0	0	0	0	451,000
442810	Other Student Fees	150,000	0	0	0	0	0	150,000
SUBTOTAL STUDENT FEES		**901,000**	**0**	**0**	**0**	**0**	**0**	**901,000**
430000	Invest Loan/Endowment	700,000	0	0	0	0	0	700,000
461900	Indirect Costs-Federal	120,000	2,835,000	0	0	0	0	2,955,000
490000	Other Revenues	100,000	0	0	0	0	0	100,000
490200	Misc Other Income	20,430	0	0	0	0	0	20,430

REVENUE SUMMARY
2020-2021 GENERAL OPERATING BUDGET
UNIVERSITY OF NEBRASKA AT OMAHA

CAMPUS TOTAL

7/30/20 10:59:17AM

		UNRESTRICTED	DESIGNATED AND/OR RESTRICTED					
ACCOUNT	**DESCRIPTION**	**STATE AND UNIVERSITY GENERATED**	**CASH**	**REVOLVING**	**FEDERAL**	**AUXILIARIES AND SERVICES**	**TRUST**	**TOTAL**
833428	U-Wide Debt Svc & Admin S	-2,650,094	0	0	0	0	0	-2,650,094
SUBTOTAL OTHER CASH		**-1,709,664**	**2,835,000**	**0**	**0**	**0**	**0**	**2,026,336**
TOTAL CASH FUND		**89,152,006**	**2,835,000**	**0**	**0**	**0**	**0**	**91,987,006**
TOTAL REVENUE		**161,176,533**	**2,835,000**	**25,000,000**	**100,000,000**	**44,000,000**	**42,000,000**	**375,011,533**

EXPENDITURE SUMMARY
2020-2021 GENERAL OPERATING BUDGET
UNIVERSITY OF NEBRASKA AT OMAHA

SUBPROGRAM #/NAME 01 Academic Affairs

		UNRESTRICTED	DESIGNATED AND/OR RESTRICTED					
ACCOUNT	**DESCRIPTION**	**STATE AND UNIVERSITY GENERATED**	**CASH**	**REVOLVING**	**FEDERAL**	**AUXILIARIES AND SERVICES**	**TRUST**	**TOTAL**
511000	FACULTY							
	Professor	0	0	0	0	0	10,000	10,000
	Assistant Professor	13,000	0	0	0	0	0	13,000
	Instructor	0	0	0	0	0	46,732	46,732
	Other	0	0	0	0	0	584,838	584,838
	SUBTOTAL FACULTY	**13,000**	**0**	**0**	**0**	**0**	**641,570**	**654,570**
512100	Other Administrators	1,145,164	0	0	0	0	20,000	1,165,164
512000	Chairpersons	0	0	0	199,353	0	0	199,353
513000	Managerial/Professional	717,139	0	0	294,000	0	491,584	1,502,723
514000	Clerical/Technical/Service	153,404	0	0	0	0	39,000	192,404
	SUBTOTAL NONFACULTY	**2,015,707**	**0**	**0**	**493,353**	**0**	**550,584**	**3,059,644**
	SUBTOTAL SALARIES & WAGES	**2,028,707**	**0**	**0**	**493,353**	**0**	**1,192,154**	**3,714,214**
519100	Retirement Contribution	131,865	0	0	23,681	0	53,648	209,194
519200	FICA Contribution	139,980	0	0	27,628	0	60,801	228,409
519300	Health Insurance Contribution	258,873	0	0	69,563	0	143,059	471,495
519400	Life Insurance Contribution	2,028	0	0	493	0	1,193	3,714
	SUBTOTAL BENEFITS	**532,746**	**0**	**0**	**121,365**	**0**	**258,701**	**912,812**
	TOTAL PERSONAL SERVICES	**2,561,453**	**0**	**0**	**614,718**	**0**	**1,450,855**	**4,627,026**
521000	Operating Expense	270,038	0	0	0	0	0	270,038
530000	Supplies & Materials	19,153	0	0	0	0	0	19,153
540000	Travel	33,164	0	0	0	0	0	33,164
	TOTAL NET OPERATING EXPENSES	**322,355**	**0**	**0**	**0**	**0**	**0**	**322,355**
	SUB PROGRAM TOTAL	**2,883,808**	**0**	**0**	**614,718**	**0**	**1,450,855**	**4,949,381**

EXPENDITURE SUMMARY
2020-2021 GENERAL OPERATING BUDGET
UNIVERSITY OF NEBRASKA AT OMAHA

SUBPROGRAM #/NAME 03 College of Public Affairs and Community Services

ACCOUNT	DESCRIPTION	UNRESTRICTED STATE AND UNIVERSITY GENERATED	DESIGNATED AND/OR RESTRICTED CASH	REVOLVING	FEDERAL	AUXILIARIES AND SERVICES	TRUST	TOTAL
511000	FACULTY							
	Professor	2,343,096	0	0	0	0	0	2,343,096
	Associate Professor	1,285,005	0	0	0	0	0	1,285,005
	Assistant Professor	1,399,652	0	0	0	0	0	1,399,652
	Instructor	915,169	0	0	0	0	26,516	941,685
	Other	775,060	0	21,805	0	0	88,390	885,255
	SUBTOTAL FACULTY	**6,717,982**	**0**	**21,805**	**0**	**0**	**114,906**	**6,854,693**
512100	Other Administrators	381,873	0	0	0	0	0	381,873
512000	Chairpersons	522,147	0	0	0	0	0	522,147
513000	Managerial/Professional	1,294,423	0	39,529	120,642	0	299,792	1,754,386
514000	Clerical/Technical/Service	550,481	0	101,318	0	0	47,397	699,196
515000	Other Academic	539,641	0	0	0	0	0	539,641
516000	Student Wages	11,952	0	7,614	0	0	0	19,566
517000	Supplemental Salaries & Wages	39,511	0	0	0	0	0	39,511
	SUBTOTAL NONFACULTY	**3,340,028**	**0**	**148,461**	**120,642**	**0**	**347,189**	**3,956,320**
	SUBTOTAL SALARIES & WAGES	**10,058,010**	**0**	**170,266**	**120,642**	**0**	**462,095**	**10,811,013**
519100	Retirement Contribution	695,395	0	8,172	5,791	0	20,795	730,153
519200	FICA Contribution	735,438	0	11,579	6,756	0	23,566	777,339
519300	Health Insurance Contribution	1,113,013	0	23,326	17,011	0	55,451	1,208,801
519400	Life Insurance Contribution	54,664	0	171	121	0	462	55,418
519800	Workers Compensation	0	0	858	0	0	0	858
	SUBTOTAL BENEFITS	**2,598,510**	**0**	**44,106**	**29,679**	**0**	**100,274**	**2,772,569**
	TOTAL PERSONAL SERVICES	**12,656,520**	**0**	**214,372**	**150,321**	**0**	**562,369**	**13,583,582**
521000	Operating Expense	263,682	0	806,696	0	0	0	1,070,378
530000	Supplies & Materials	693,866	0	53,488	0	0	0	747,354
540000	Travel	56,618	0	134,000	0	0	0	190,618
560000	Government Aid	28,178	0	0	0	0	0	28,178
	TOTAL NET OPERATING EXPENSES	**1,042,344**	**0**	**994,184**	**0**	**0**	**0**	**2,036,528**
	SUB PROGRAM TOTAL	**13,698,864**	**0**	**1,208,556**	**150,321**	**0**	**562,369**	**15,620,110**

EXPENDITURE SUMMARY
2020-2021 GENERAL OPERATING BUDGET
UNIVERSITY OF NEBRASKA AT OMAHA

SUBPROGRAM #/NAME 05 College of Arts and Sciences

		UNRESTRICTED	DESIGNATED AND/OR RESTRICTED					
ACCOUNT	DESCRIPTION	STATE AND UNIVERSITY GENERATED	CASH	REVOLVING	FEDERAL	AUXILIARIES AND SERVICES	TRUST	TOTAL
511000 FACULTY								
	Professor	4,590,952	0	0	0	0	0	4,590,952
	Associate Professor	5,527,532	0	0	0	0	0	5,527,532
	Assistant Professor	2,832,737	0	0	0	0	0	2,832,737
	Instructor	1,125,298	0	0	0	0	0	1,125,298
	Other	897,869	0	37,685	0	0	117,825	1,053,379
	SUBTOTAL FACULTY	**14,974,388**	**0**	**37,685**	**0**	**0**	**117,825**	**15,129,898**
512100	Other Administrators	456,560	0	0	0	0	0	456,560
512000	Chairpersons	796,173	0	0	0	0	0	796,173
513000	Managerial/Professional	985,389	0	164,560	0	0	139,023	1,288,972
514000	Clerical/Technical/Service	974,668	0	71,010	0	0	90,533	1,136,211
515000	Other Academic	1,025,845	0	0	0	0	0	1,025,845
516000	Student Wages	195,794	0	84,754	0	0	0	280,548
517000	Supplemental Salaries & Wages	30,528	0	103,785	0	0	0	134,313
	SUBTOTAL NONFACULTY	**4,464,957**	**0**	**424,109**	**0**	**0**	**229,556**	**5,118,622**
	SUBTOTAL SALARIES & WAGES	**19,439,345**	**0**	**461,794**	**0**	**0**	**347,381**	**20,248,520**
519100	Retirement Contribution	1,250,611	0	24,363	0	0	15,635	1,290,609
519200	FICA Contribution	1,344,615	0	34,514	0	0	17,720	1,396,849
519300	Health Insurance Contribution	2,351,534	0	69,536	0	0	41,685	2,462,755
519400	Life Insurance Contribution	19,492	0	509	0	0	350	20,351
519800	Workers Compensation	0	0	2,558	0	0	0	2,558
	SUBTOTAL BENEFITS	**4,966,252**	**0**	**131,480**	**0**	**0**	**75,390**	**5,173,122**
	TOTAL PERSONAL SERVICES	**24,405,597**	**0**	**593,274**	**0**	**0**	**422,771**	**25,421,642**
521000	Operating Expense	296,547	0	364,213	0	0	0	660,760
530000	Supplies & Materials	1,103,027	0	866,891	0	0	0	1,969,918
540000	Travel	64,097	0	16,900	0	0	0	80,997
550000	Capital Outlay	3,930	0	0	0	0	0	3,930
560000	Government Aid	10,368	0	0	0	0	0	10,368
570000	Cost of Goods Sold	0	0	6,000	0	0	0	6,000
	TOTAL NET OPERATING EXPENSES	**1,477,969**	**0**	**1,254,004**	**0**	**0**	**0**	**2,731,973**
	SUB PROGRAM TOTAL	**25,883,566**	**0**	**1,847,278**	**0**	**0**	**422,771**	**28,153,615**

EXPENDITURE SUMMARY
2020-2021 GENERAL OPERATING BUDGET
UNIVERSITY OF NEBRASKA AT OMAHA

SUBPROGRAM #/NAME 06 College of Business Administration

		UNRESTRICTED	DESIGNATED AND/OR RESTRICTED					
ACCOUNT	**DESCRIPTION**	**STATE AND UNIVERSITY GENERATED**	**CASH**	**REVOLVING**	**FEDERAL**	**AUXILIARIES AND SERVICES**	**TRUST**	**TOTAL**
511000 FACULTY								
	Professor	2,092,218	0	0	0	0	10,000	2,102,218
	Associate Professor	2,102,731	0	0	0	0	0	2,102,731
	Assistant Professor	1,742,414	0	0	0	0	0	1,742,414
	Instructor	857,063	0	0	0	0	0	857,063
	Other	300,076	0	126,604	0	0	66,000	492,680
	SUBTOTAL FACULTY	**7,094,502**	**0**	**126,604**	**0**	**0**	**76,000**	**7,297,106**
512100	Other Administrators	682,126	0	0	84,377	0	0	766,503
512000	Chairpersons	440,942	0	0	0	0	0	440,942
513000	Managerial/Professional	1,565,441	0	542,548	691,001	0	0	2,798,990
514000	Clerical/Technical/Service	438,497	0	116,936	38,391	0	0	593,824
515000	Other Academic	66,421	0	13,863	0	0	0	80,284
516000	Student Wages	88,741	0	3,816	0	0	0	92,557
	SUBTOTAL NONFACULTY	**3,282,168**	**0**	**677,163**	**813,769**	**0**	**0**	**4,773,100**
	SUBTOTAL SALARIES & WAGES	**10,376,670**	**0**	**803,767**	**813,769**	**0**	**76,000**	**12,070,206**
519100	Retirement Contribution	674,487	0	38,581	39,061	0	3,420	755,549
519200	FICA Contribution	715,990	0	54,655	45,571	0	3,876	820,092
519300	Health Insurance Contribution	1,332,378	0	110,117	114,741	0	9,120	1,566,356
519400	Life Insurance Contribution	10,377	0	803	813	0	76	12,069
519800	Workers Compensation	0	0	4,051	0	0	0	4,051
	SUBTOTAL BENEFITS	**2,733,232**	**0**	**208,207**	**200,186**	**0**	**16,492**	**3,158,117**
	TOTAL PERSONAL SERVICES	**13,109,902**	**0**	**1,011,974**	**1,013,955**	**0**	**92,492**	**15,228,323**
521000	Operating Expense	197,423	0	1,257,865	0	0	0	1,455,288
530000	Supplies & Materials	392,114	0	147,936	0	0	0	540,050
540000	Travel	47,536	0	30,000	0	0	0	77,536
550000	Capital Outlay	11,239	0	12,000	0	0	0	23,239
560000	Government Aid	0	0	3,840	0	0	0	3,840
	TOTAL NET OPERATING EXPENSES	**648,312**	**0**	**1,451,641**	**0**	**0**	**0**	**2,099,953**
	SUB PROGRAM TOTAL	**13,758,214**	**0**	**2,463,615**	**1,013,955**	**0**	**92,492**	**17,328,276**

EXPENDITURE SUMMARY
2020-2021 GENERAL OPERATING BUDGET
UNIVERSITY OF NEBRASKA AT OMAHA

SUBPROGRAM #/NAME 07 College of Communication, Fine Arts and Media

		UNRESTRICTED	DESIGNATED AND/OR RESTRICTED					
ACCOUNT	**DESCRIPTION**	**STATE AND UNIVERSITY GENERATED**	**CASH**	**REVOLVING**	**FEDERAL**	**AUXILIARIES AND SERVICES**	**TRUST**	**TOTAL**
511000 FACULTY								
	Professor	1,481,387	0	0	0	0	0	1,481,387
	Associate Professor	929,360	0	0	0	0	0	929,360
	Assistant Professor	1,158,069	0	0	0	0	0	1,158,069
	Instructor	1,031,974	0	78,827	0	0	0	1,110,801
	Other	862,237	0	24,000	0	0	0	886,237
	SUBTOTAL FACULTY	**5,463,027**	**0**	**102,827**	**0**	**0**	**0**	**5,565,854**
512100	Other Administrators	333,856	0	0	0	0	0	333,856
512000	Chairpersons	355,678	0	0	0	0	0	355,678
513000	Managerial/Professional	1,016,628	0	115,555	0	0	40,000	1,172,183
514000	Clerical/Technical/Service	413,678	0	50,854	0	0	0	464,532
515000	Other Academic	207,925	0	0	0	0	0	207,925
516000	Student Wages	49,392	0	5,688	0	0	0	55,080
	SUBTOTAL NONFACULTY	**2,377,157**	**0**	**172,097**	**0**	**0**	**40,000**	**2,589,254**
	SUBTOTAL SALARIES & WAGES	**7,840,184**	**0**	**274,924**	**0**	**0**	**40,000**	**8,155,108**
519100	Retirement Contribution	509,613	0	13,197	0	0	1,800	524,610
519200	FICA Contribution	540,974	0	18,694	0	0	2,040	561,708
519300	Health Insurance Contribution	984,027	0	37,664	0	0	4,800	1,026,491
519400	Life Insurance Contribution	7,843	0	275	0	0	40	8,158
519800	Workers Compensation	0	0	1,386	0	0	0	1,386
	SUBTOTAL BENEFITS	**2,042,457**	**0**	**71,216**	**0**	**0**	**8,680**	**2,122,353**
	TOTAL PERSONAL SERVICES	**9,882,641**	**0**	**346,140**	**0**	**0**	**48,680**	**10,277,461**
521000	Operating Expense	325,877	0	538,836	0	0	87,125	951,838
530000	Supplies & Materials	365,428	0	189,660	0	0	20,500	575,588
540000	Travel	40,023	0	0	0	0	0	40,023
550000	Capital Outlay	15,000	0	0	0	0	0	15,000
560000	Government Aid	2,453	0	0	0	0	0	2,453
	TOTAL NET OPERATING EXPENSES	**748,781**	**0**	**728,496**	**0**	**0**	**107,625**	**1,584,902**
	SUB PROGRAM TOTAL	**10,631,422**	**0**	**1,074,636**	**0**	**0**	**156,305**	**11,862,363**

EXPENDITURE SUMMARY
2020-2021 GENERAL OPERATING BUDGET
UNIVERSITY OF NEBRASKA AT OMAHA

SUBPROGRAM #/NAME 08 College of Information Science and Technology

		UNRESTRICTED	DESIGNATED AND/OR RESTRICTED					
ACCOUNT	**DESCRIPTION**	**STATE AND UNIVERSITY GENERATED**	**CASH**	**REVOLVING**	**FEDERAL**	**AUXILIARIES AND SERVICES**	**TRUST**	**TOTAL**
511000 FACULTY								
	Professor	2,020,019	0	0	0	0	0	2,020,019
	Associate Professor	1,268,016	0	0	0	0	0	1,268,016
	Assistant Professor	2,216,099	0	0	0	0	0	2,216,099
	Instructor	471,321	0	0	0	0	0	471,321
	Other	409,590	0	10,000	0	0	34,500	454,090
	SUBTOTAL FACULTY	**6,385,045**	**0**	**10,000**	**0**	**0**	**34,500**	**6,429,545**
512100	Other Administrators	418,734	0	0	0	0	48,921	467,655
512000	Chairpersons	278,053	0	0	0	0	0	278,053
513000	Managerial/Professional	815,339	0	0	0	0	51,000	866,339
514000	Clerical/Technical/Service	167,194	0	0	0	0	0	167,194
515000	Other Academic	270,565	0	0	0	0	0	270,565
516000	Student Wages	71,244	0	0	0	0	0	71,244
	SUBTOTAL NONFACULTY	**2,021,129**	**0**	**0**	**0**	**0**	**99,921**	**2,121,050**
	SUBTOTAL SALARIES & WAGES	**8,406,174**	**0**	**10,000**	**0**	**0**	**134,421**	**8,550,595**
519100	Retirement Contribution	546,402	0	480	0	0	6,049	552,931
519200	FICA Contribution	580,027	0	680	0	0	6,856	587,563
519300	Health Insurance Contribution	1,031,020	0	1,370	0	0	16,131	1,048,521
519400	Life Insurance Contribution	8,410	0	10	0	0	135	8,555
519800	Workers Compensation	0	0	50	0	0	0	50
	SUBTOTAL BENEFITS	**2,165,859**	**0**	**2,590**	**0**	**0**	**29,171**	**2,197,620**
	TOTAL PERSONAL SERVICES	**10,572,033**	**0**	**12,590**	**0**	**0**	**163,592**	**10,748,215**
521000	Operating Expense	192,607	0	299,402	0	0	0	492,009
530000	Supplies & Materials	141,398	0	46,467	0	0	0	187,865
540000	Travel	52,498	0	0	0	0	0	52,498
560000	Government Aid	9,209	0	0	0	0	0	9,209
	TOTAL NET OPERATING EXPENSES	**395,712**	**0**	**345,869**	**0**	**0**	**0**	**741,581**
	SUB PROGRAM TOTAL	**10,967,745**	**0**	**358,459**	**0**	**0**	**163,592**	**11,489,796**

EXPENDITURE SUMMARY
2020-2021 GENERAL OPERATING BUDGET
UNIVERSITY OF NEBRASKA AT OMAHA

SUBPROGRAM #/NAME 10 College of Education

ACCOUNT	DESCRIPTION	UNRESTRICTED STATE AND UNIVERSITY GENERATED	DESIGNATED AND/OR RESTRICTED CASH	REVOLVING	FEDERAL	AUXILIARIES AND SERVICES	TRUST	TOTAL
511000 FACULTY								
	Professor	1,117,031	0	0	0	0	0	1,117,031
	Associate Professor	1,742,885	0	0	0	0	0	1,742,885
	Assistant Professor	2,458,489	0	0	0	0	0	2,458,489
	Instructor	1,365,316	0	0	0	0	25,406	1,390,722
	Other	443,866	0	62,832	88,869	0	49,758	645,325
	SUBTOTAL FACULTY	**7,127,587**	**0**	**62,832**	**88,869**	**0**	**75,164**	**7,354,452**
512100	Other Administrators	665,627	0	0	0	0	123,694	789,321
512000	Chairpersons	452,861	0	0	0	0	0	452,861
513000	Managerial/Professional	895,150	0	50,712	171,307	0	205,530	1,322,699
514000	Clerical/Technical/Service	593,478	0	0	0	0	0	593,478
515000	Other Academic	405,868	0	0	0	0	0	405,868
516000	Student Wages	15,003	0	4,194	0	0	0	19,197
	SUBTOTAL NONFACULTY	**3,027,987**	**0**	**54,906**	**171,307**	**0**	**329,224**	**3,583,424**
	SUBTOTAL SALARIES & WAGES	**10,155,574**	**0**	**117,738**	**260,176**	**0**	**404,388**	**10,937,876**
519100	Retirement Contribution	644,993	0	5,651	12,489	1	18,197	681,331
519200	FICA Contribution	684,683	0	8,006	14,571	0	20,624	727,884
519300	Health Insurance Contribution	1,245,434	0	16,131	36,684	1	48,527	1,346,777
519400	Life Insurance Contribution	9,925	0	118	260	0	405	10,708
519800	Workers Compensation	0	0	594	0	0	0	594
	SUBTOTAL BENEFITS	**2,585,035**	**0**	**30,500**	**64,004**	**2**	**87,753**	**2,767,294**
	TOTAL PERSONAL SERVICES	**12,740,609**	**0**	**148,238**	**324,180**	**2**	**492,141**	**13,705,170**
521000	Operating Expense	328,241	0	458,507	0	40,000	0	826,748
530000	Supplies & Materials	163,150	0	43,361	0	0	0	206,511
540000	Travel	41,121	0	6,125	0	0	0	47,246
560000	Government Aid	10,500	0	780,216	0	0	0	790,716
	TOTAL NET OPERATING EXPENSES	**543,012**	**0**	**1,288,209**	**0**	**40,000**	**0**	**1,871,221**
	SUB PROGRAM TOTAL	**13,283,621**	**0**	**1,436,447**	**324,180**	**40,002**	**492,141**	**15,576,391**

EXPENDITURE SUMMARY
2020-2021 GENERAL OPERATING BUDGET
UNIVERSITY OF NEBRASKA AT OMAHA

SUBPROGRAM #/NAME 12 Graduate Studies

		UNRESTRICTED	DESIGNATED AND/OR RESTRICTED					
ACCOUNT	**DESCRIPTION**	**STATE AND UNIVERSITY GENERATED**	**CASH**	**REVOLVING**	**FEDERAL**	**AUXILIARIES AND SERVICES**	**TRUST**	**TOTAL**
512100	Other Administrators	268,254	0	0	0	0	0	268,254
513000	Managerial/Professional	444,962	0	120,265	0	0	0	565,227
514000	Clerical/Technical/Service	124,483	0	198,776	0	0	0	323,259
515000	Other Academic	578,297	0	0	0	0	0	578,297
516000	Student Wages	8,246	0	0	0	0	0	8,246
517000	Supplemental Salaries & Wages	0	0	20,349	0	0	0	20,349
	SUBTOTAL NONFACULTY	**1,424,242**	**0**	**339,390**	**0**	**0**	**0**	**1,763,632**
	SUBTOTAL SALARIES & WAGES	**1,424,242**	**0**	**339,390**	**0**	**0**	**0**	**1,763,632**
519100	Retirement Contribution	92,576	0	16,291	0	0	0	108,867
519200	FICA Contribution	98,274	0	23,079	0	0	0	121,353
519300	Health Insurance Contribution	107,915	0	46,497	0	0	0	154,412
519400	Life Insurance Contribution	1,426	0	339	0	0	0	1,765
519800	Workers Compensation	0	0	1,710	0	0	0	1,710
	SUBTOTAL BENEFITS	**300,191**	**0**	**87,916**	**0**	**0**	**0**	**388,107**
	TOTAL PERSONAL SERVICES	**1,724,433**	**0**	**427,306**	**0**	**0**	**0**	**2,151,739**
521000	Operating Expense	92,343	0	563,584	0	0	0	655,927
530000	Supplies & Materials	5,336	0	0	0	0	0	5,336
540000	Travel	11,051	0	0	0	0	0	11,051
560000	Government Aid	2,648	0	0	0	0	0	2,648
	TOTAL NET OPERATING EXPENSES	**111,378**	**0**	**563,584**	**0**	**0**	**0**	**674,962**
	SUB PROGRAM TOTAL	**1,835,811**	**0**	**990,890**	**0**	**0**	**0**	**2,826,701**

EXPENDITURE SUMMARY
2020-2021 GENERAL OPERATING BUDGET
UNIVERSITY OF NEBRASKA AT OMAHA

SUBPROGRAM #/NAME 16 Criss Library

		UNRESTRICTED	DESIGNATED AND/OR RESTRICTED					
ACCOUNT	**DESCRIPTION**	**STATE AND UNIVERSITY GENERATED**	**CASH**	**REVOLVING**	**FEDERAL**	**AUXILIARIES AND SERVICES**	**TRUST**	**TOTAL**
511000 FACULTY								
	Professor	149,320	0	0	0	0	0	149,320
	Associate Professor	289,536	0	0	0	0	0	289,536
	Assistant Professor	309,100	0	0	0	0	0	309,100
	SUBTOTAL FACULTY	**747,956**	**0**	**0**	**0**	**0**	**0**	**747,956**
512100	Other Administrators	267,844	0	0	0	0	0	267,844
512000	Chairpersons	20,000	0	0	0	0	0	20,000
513000	Managerial/Professional	694,284	0	23,656	0	0	0	717,940
514000	Clerical/Technical/Service	622,969	0	32,950	0	0	0	655,919
516000	Student Wages	200,365	0	0	0	0	0	200,365
	SUBTOTAL NONFACULTY	**1,805,462**	**0**	**56,606**	**0**	**0**	**0**	**1,862,068**
	SUBTOTAL SALARIES & WAGES	**2,553,418**	**0**	**56,606**	**0**	**0**	**0**	**2,610,024**
519100	Retirement Contribution	165,973	0	2,717	0	0	0	168,690
519200	FICA Contribution	176,186	0	3,850	0	0	0	180,036
519300	Health Insurance Contribution	320,449	0	7,755	0	0	0	328,204
519400	Life Insurance Contribution	2,553	0	57	0	0	0	2,610
519800	Workers Compensation	0	0	285	0	0	0	285
	SUBTOTAL BENEFITS	**665,161**	**0**	**14,664**	**0**	**0**	**0**	**679,825**
	TOTAL PERSONAL SERVICES	**3,218,579**	**0**	**71,270**	**0**	**0**	**0**	**3,289,849**
521000	Operating Expense	155,141	0	1,969,598	0	0	0	2,124,739
530000	Supplies & Materials	50,740	0	90,500	0	0	0	141,240
540000	Travel	21,695	0	0	0	0	0	21,695
550000	Capital Outlay	1,065,909	0	430,000	0	0	0	1,495,909
	TOTAL NET OPERATING EXPENSES	**1,293,485**	**0**	**2,490,098**	**0**	**0**	**0**	**3,783,583**
	SUB PROGRAM TOTAL	**4,512,064**	**0**	**2,561,368**	**0**	**0**	**0**	**7,073,432**

EXPENDITURE SUMMARY
2020-2021 GENERAL OPERATING BUDGET
UNIVERSITY OF NEBRASKA AT OMAHA

SUBPROGRAM #/NAME 21 Summer Sessions

		UNRESTRICTED	DESIGNATED AND/OR RESTRICTED					
ACCOUNT	**DESCRIPTION**	**STATE AND UNIVERSITY GENERATED**	**CASH**	**REVOLVING**	**FEDERAL**	**AUXILIARIES AND SERVICES**	**TRUST**	**TOTAL**
	Other	2,411,571	0	0	0	0	0	2,411,571
	SUBTOTAL FACULTY	**2,411,571**	**0**	**0**	**0**	**0**	**0**	**2,411,571**
	SUBTOTAL SALARIES & WAGES	**2,411,571**	**0**	**0**	**0**	**0**	**0**	**2,411,571**
519200	FICA Contribution	166,398	0	0	0	0	0	166,398
	SUBTOTAL BENEFITS	**166,398**	**0**	**0**	**0**	**0**	**0**	**166,398**
	TOTAL PERSONAL SERVICES	**2,577,969**	**0**	**0**	**0**	**0**	**0**	**2,577,969**
	SUB PROGRAM TOTAL	**2,577,969**	**0**	**0**	**0**	**0**	**0**	**2,577,969**

EXPENDITURE SUMMARY
2020-2021 GENERAL OPERATING BUDGET
UNIVERSITY OF NEBRASKA AT OMAHA

SUBPROGRAM #/NAME 22 Other Instruction or Research

		UNRESTRICTED	DESIGNATED AND/OR RESTRICTED					
ACCOUNT	**DESCRIPTION**	**STATE AND UNIVERSITY GENERATED**	**CASH**	**REVOLVING**	**FEDERAL**	**AUXILIARIES AND SERVICES**	**TRUST**	**TOTAL**
	Associate Professor	878,517	0	0	0	0	0	878,517
	Other	282,875	0	0	0	0	0	282,875
	SUBTOTAL FACULTY	**1,161,392**	**0**	**0**	**0**	**0**	**0**	**1,161,392**
512100	Other Administrators	334,058	0	34,233	0	0	0	368,291
513000	Managerial/Professional	436,616	0	349,938	0	0	117,844	904,398
514000	Clerical/Technical/Service	183,328	0	109,817	0	0	30,000	323,145
515000	Other Academic	13,863	0	18,482	0	0	0	32,345
516000	Student Wages	297	0	29,511	0	0	0	29,808
	SUBTOTAL NONFACULTY	**968,162**	**0**	**541,981**	**0**	**0**	**147,844**	**1,657,987**
	SUBTOTAL SALARIES & WAGES	**2,129,554**	**0**	**541,981**	**0**	**0**	**147,844**	**2,819,379**
519100	Retirement Contribution	64,570	0	26,016	0	0	6,653	97,239
519200	FICA Contribution	146,938	0	36,855	0	0	7,540	191,333
519300	Health Insurance Contribution	124,679	0	74,251	0	0	17,741	216,671
519400	Life Insurance Contribution	994	0	542	0	0	148	1,684
519700	Unemployment Compensation	26,020	0	0	0	0	0	26,020
519800	Workers Compensation	218,301	0	2,732	0	0	0	221,033
	SUBTOTAL BENEFITS	**581,502**	**0**	**140,396**	**0**	**0**	**32,082**	**753,980**
	TOTAL PERSONAL SERVICES	**2,711,056**	**0**	**682,377**	**0**	**0**	**179,926**	**3,573,359**
521000	Operating Expense	8,750,767	220,560	2,828,073	0	0	0	11,799,400
530000	Supplies & Materials	64,062	2,500,000	320,000	0	0	0	2,884,062
540000	Travel	1,955	0	7,000	0	0	0	8,955
560000	Government Aid	4,500	0	0	0	0	0	4,500
	TOTAL NET OPERATING EXPENSES	**8,821,284**	**2,720,560**	**3,155,073**	**0**	**0**	**0**	**14,696,917**
	SUB PROGRAM TOTAL	**11,532,340**	**2,720,560**	**3,837,450**	**0**	**0**	**179,926**	**18,270,276**

EXPENDITURE SUMMARY
2020-2021 GENERAL OPERATING BUDGET
UNIVERSITY OF NEBRASKA AT OMAHA

SUBPROGRAM #/NAME 23 Student Aid

		UNRESTRICTED	DESIGNATED AND/OR RESTRICTED					
ACCOUNT	**DESCRIPTION**	**STATE AND UNIVERSITY GENERATED**	**CASH**	**REVOLVING**	**FEDERAL**	**AUXILIARIES AND SERVICES**	**TRUST**	**TOTAL**
521000	Operating Expense	7,100,000	0	0	0	0	0	7,100,000
	TOTAL NET OPERATING EXPENSES	**7,100,000**	**0**	**0**	**0**	**0**	**0**	**7,100,000**
	SUB PROGRAM TOTAL	**7,100,000**	**0**	**0**	**0**	**0**	**0**	**7,100,000**

EXPENDITURE SUMMARY
2020-2021 GENERAL OPERATING BUDGET
UNIVERSITY OF NEBRASKA AT OMAHA

SUBPROGRAM #/NAME 24 International Programs

		UNRESTRICTED	DESIGNATED AND/OR RESTRICTED					
ACCOUNT	**DESCRIPTION**	**STATE AND UNIVERSITY GENERATED**	**CASH**	**REVOLVING**	**FEDERAL**	**AUXILIARIES AND SERVICES**	**TRUST**	**TOTAL**
511000 FACULTY								
	Professor	2,565	0	0	0	0	0	2,565
	Associate Professor	0	0	3,075	0	0	0	3,075
	Instructor	13,736	0	0	0	0	0	13,736
	SUBTOTAL FACULTY	**16,301**	**0**	**3,075**	**0**	**0**	**0**	**19,376**
512100	Other Administrators	96,345	0	0	0	0	0	96,345
513000	Managerial/Professional	316,521	0	540,322	0	0	0	856,843
514000	Clerical/Technical/Service	110,954	0	148,629	132,286	0	0	391,869
516000	Student Wages	9,765	0	9,513	0	0	0	19,278
517000	Supplemental Salaries & Wages	0	0	23,850	0	0	0	23,850
	SUBTOTAL NONFACULTY	**533,585**	**0**	**722,314**	**132,286**	**0**	**0**	**1,388,185**
	SUBTOTAL SALARIES & WAGES	**549,886**	**0**	**725,389**	**132,286**	**0**	**0**	**1,407,561**
519100	Retirement Contribution	35,744	0	34,809	6,358	0	0	76,911
519200	FICA Contribution	37,942	0	49,314	7,419	0	0	94,675
519300	Health Insurance Contribution	69,016	0	99,354	18,678	0	0	187,048
519400	Life Insurance Contribution	551	0	726	132	0	0	1,409
519800	Workers Compensation	0	0	3,655	0	0	0	3,655
	SUBTOTAL BENEFITS	**143,253**	**0**	**187,858**	**32,587**	**0**	**0**	**363,698**
	TOTAL PERSONAL SERVICES	**693,139**	**0**	**913,247**	**164,873**	**0**	**0**	**1,771,259**
521000	Operating Expense	4,170	0	222,946	0	0	0	227,116
530000	Supplies & Materials	3,181	0	58,000	0	0	0	61,181
540000	Travel	2,341	0	8,000	0	0	0	10,341
	TOTAL NET OPERATING EXPENSES	**9,692**	**0**	**288,946**	**0**	**0**	**0**	**298,638**
	SUB PROGRAM TOTAL	**702,831**	**0**	**1,202,193**	**164,873**	**0**	**0**	**2,069,897**

EXPENDITURE SUMMARY
2020-2021 GENERAL OPERATING BUDGET
UNIVERSITY OF NEBRASKA AT OMAHA

SUBPROGRAM #/NAME 26 Continuing Studies

		UNRESTRICTED	DESIGNATED AND/OR RESTRICTED					
ACCOUNT	**DESCRIPTION**	**STATE AND UNIVERSITY GENERATED**	**CASH**	**REVOLVING**	**FEDERAL**	**AUXILIARIES AND SERVICES**	**TRUST**	**TOTAL**
	Instructor	280,233	0	0	0	0	0	280,233
	SUBTOTAL FACULTY	**280,233**	**0**	**0**	**0**	**0**	**0**	**280,233**
512100	Other Administrators	87,996	0	0	0	0	0	87,996
513000	Managerial/Professional	449,339	0	27,803	0	0	0	477,142
514000	Clerical/Technical/Service	123,669	0	0	0	0	0	123,669
516000	Student Wages	8,577	0	0	0	0	0	8,577
517000	Supplemental Salaries & Wages	21,906	0	19,062	0	0	0	40,968
	SUBTOTAL NONFACULTY	**691,487**	**0**	**46,865**	**0**	**0**	**0**	**738,352**
	SUBTOTAL SALARIES & WAGES	**971,720**	**0**	**46,865**	**0**	**0**	**0**	**1,018,585**
519100	Retirement Contribution	63,162	0	2,250	0	0	0	65,412
519200	FICA Contribution	67,049	0	3,187	0	0	0	70,236
519300	Health Insurance Contribution	121,961	0	6,420	0	0	0	128,381
519400	Life Insurance Contribution	972	0	47	0	0	0	1,019
519800	Workers Compensation	0	0	244	0	0	0	244
	SUBTOTAL BENEFITS	**253,144**	**0**	**12,148**	**0**	**0**	**0**	**265,292**
	TOTAL PERSONAL SERVICES	**1,224,864**	**0**	**59,013**	**0**	**0**	**0**	**1,283,877**
521000	Operating Expense	50,963	0	-442,484	0	0	0	-391,521
530000	Supplies & Materials	581,868	0	1,554,716	0	0	0	2,136,584
540000	Travel	10,660	0	0	0	0	0	10,660
	TOTAL NET OPERATING EXPENSES	**643,491**	**0**	**1,112,232**	**0**	**0**	**0**	**1,755,723**
	SUB PROGRAM TOTAL	**1,868,355**	**0**	**1,171,245**	**0**	**0**	**0**	**3,039,600**

EXPENDITURE SUMMARY
2020-2021 GENERAL OPERATING BUDGET
UNIVERSITY OF NEBRASKA AT OMAHA

SUBPROGRAM #/NAME 30 Distance Education

		UNRESTRICTED	DESIGNATED AND/OR RESTRICTED					
ACCOUNT	**DESCRIPTION**	**STATE AND UNIVERSITY GENERATED**	**CASH**	**REVOLVING**	**FEDERAL**	**AUXILIARIES AND SERVICES**	**TRUST**	**TOTAL**
513000	Managerial/Professional	103,246	0	35,746	0	0	0	138,992
	SUBTOTAL NONFACULTY	**103,246**	**0**	**35,746**	**0**	**0**	**0**	**138,992**
	SUBTOTAL SALARIES & WAGES	**103,246**	**0**	**35,746**	**0**	**0**	**0**	**138,992**
519100	Retirement Contribution	6,711	0	1,715	0	0	0	8,426
519200	FICA Contribution	7,124	0	2,431	0	0	0	9,555
519300	Health Insurance Contribution	12,958	0	4,897	0	0	0	17,855
519400	Life Insurance Contribution	103	0	36	0	0	0	139
519800	Workers Compensation	0	0	180	0	0	0	180
	SUBTOTAL BENEFITS	**26,896**	**0**	**9,259**	**0**	**0**	**0**	**36,155**
	TOTAL PERSONAL SERVICES	**130,142**	**0**	**45,005**	**0**	**0**	**0**	**175,147**
521000	Operating Expense	0	0	739,956	0	0	0	739,956
530000	Supplies & Materials	36,308	0	225,000	0	0	0	261,308
	TOTAL NET OPERATING EXPENSES	**36,308**	**0**	**964,956**	**0**	**0**	**0**	**1,001,264**
	SUB PROGRAM TOTAL	**166,450**	**0**	**1,009,961**	**0**	**0**	**0**	**1,176,411**

EXPENDITURE SUMMARY
2020-2021 GENERAL OPERATING BUDGET
UNIVERSITY OF NEBRASKA AT OMAHA

SUBPROGRAM #/NAME 32 Research Initiative

		UNRESTRICTED	DESIGNATED AND/OR RESTRICTED					
ACCOUNT	**DESCRIPTION**	**STATE AND UNIVERSITY GENERATED**	**CASH**	**REVOLVING**	**FEDERAL**	**AUXILIARIES AND SERVICES**	**TRUST**	**TOTAL**
	Other	49,824	0	0	0	0	0	49,824
	SUBTOTAL FACULTY	**49,824**	**0**	**0**	**0**	**0**	**0**	**49,824**
	SUBTOTAL SALARIES & WAGES	**49,824**	**0**	**0**	**0**	**0**	**0**	**49,824**
519100	Retirement Contribution	3,239	0	0	0	0	0	3,239
519200	FICA Contribution	3,438	0	0	0	0	0	3,438
519300	Health Insurance Contribution	6,253	0	0	0	0	0	6,253
519400	Life Insurance Contribution	50	0	0	0	0	0	50
	SUBTOTAL BENEFITS	**12,980**	**0**	**0**	**0**	**0**	**0**	**12,980**
	TOTAL PERSONAL SERVICES	**62,804**	**0**	**0**	**0**	**0**	**0**	**62,804**
	SUB PROGRAM TOTAL	**62,804**	**0**	**0**	**0**	**0**	**0**	**62,804**

EXPENDITURE SUMMARY
2020-2021 GENERAL OPERATING BUDGET
UNIVERSITY OF NEBRASKA AT OMAHA

SUBPROGRAM #/NAME 33 Physical Plant Administration

		UNRESTRICTED	DESIGNATED AND/OR RESTRICTED					
ACCOUNT	**DESCRIPTION**	**STATE AND UNIVERSITY GENERATED**	**CASH**	**REVOLVING**	**FEDERAL**	**AUXILIARIES AND SERVICES**	**TRUST**	**TOTAL**
512100	Other Administrators	58,333	0	0	0	0	0	58,333
513000	Managerial/Professional	1,416,310	0	0	0	78,600	0	1,494,910
514000	Clerical/Technical/Service	5,374,580	0	0	0	397,414	0	5,771,994
516000	Student Wages	68,652	0	0	0	64,690	0	133,342
517000	Supplemental Salaries & Wages	168,182	0	0	0	0	0	168,182
	SUBTOTAL NONFACULTY	**7,086,057**	**0**	**0**	**0**	**540,704**	**0**	**7,626,761**
	SUBTOTAL SALARIES & WAGES	**7,086,057**	**0**	**0**	**0**	**540,704**	**0**	**7,626,761**
519100	Retirement Contribution	460,632	0	0	0	28,116	0	488,748
519200	FICA Contribution	488,978	0	0	0	34,605	0	523,583
519300	Health Insurance Contribution	816,009	0	0	0	95,164	0	911,173
519400	Life Insurance Contribution	7,086	0	0	0	541	0	7,627
519700	Unemployment Compensation	1,707	0	0	0	0	0	1,707
519800	Workers Compensation	14,314	0	0	0	2,725	0	17,039
	SUBTOTAL BENEFITS	**1,788,726**	**0**	**0**	**0**	**161,151**	**0**	**1,949,877**
	TOTAL PERSONAL SERVICES	**8,874,783**	**0**	**0**	**0**	**701,855**	**0**	**9,576,638**
521000	Operating Expense	2,504,704	0	0	0	1,505,410	0	4,010,114
529000	Utilities	5,981,557	0	0	0	0	0	5,981,557
530000	Supplies & Materials	634,906	0	0	0	0	0	634,906
540000	Travel	17,754	0	0	0	0	0	17,754
550000	Capital Outlay	105,772	0	0	0	0	0	105,772
	TOTAL NET OPERATING EXPENSES	**9,244,693**	**0**	**0**	**0**	**1,505,410**	**0**	**10,750,103**
	SUB PROGRAM TOTAL	**18,119,476**	**0**	**0**	**0**	**2,207,265**	**0**	**20,326,741**

EXPENDITURE SUMMARY
2020-2021 GENERAL OPERATING BUDGET
UNIVERSITY OF NEBRASKA AT OMAHA

SUBPROGRAM #/NAME 41 Executive Administration

		UNRESTRICTED	DESIGNATED AND/OR RESTRICTED					
ACCOUNT	**DESCRIPTION**	**STATE AND UNIVERSITY GENERATED**	**CASH**	**REVOLVING**	**FEDERAL**	**AUXILIARIES AND SERVICES**	**TRUST**	**TOTAL**
	Other	27,766	0	0	0	0	0	27,766
	SUBTOTAL FACULTY	**27,766**	**0**	**0**	**0**	**0**	**0**	**27,766**
512100	Other Administrators	333,361	0	0	0	0	13,000	346,361
513000	Managerial/Professional	213,128	0	0	0	0	40,974	254,102
514000	Clerical/Technical/Service	144,489	0	0	0	0	0	144,489
516000	Student Wages	7,344	0	0	0	0	0	7,344
	SUBTOTAL NONFACULTY	**698,322**	**0**	**0**	**0**	**0**	**53,974**	**752,296**
	SUBTOTAL SALARIES & WAGES	**726,088**	**0**	**0**	**0**	**0**	**53,974**	**780,062**
519100	Retirement Contribution	47,195	0	0	0	0	2,429	49,624
519200	FICA Contribution	50,102	0	0	0	0	2,753	52,855
519300	Health Insurance Contribution	91,134	0	0	0	0	6,477	97,611
519400	Life Insurance Contribution	726	0	0	0	0	54	780
	SUBTOTAL BENEFITS	**189,157**	**0**	**0**	**0**	**0**	**11,713**	**200,870**
	TOTAL PERSONAL SERVICES	**915,245**	**0**	**0**	**0**	**0**	**65,687**	**980,932**
521000	Operating Expense	114,599	18,880	0	0	0	0	133,479
530000	Supplies & Materials	14,794	0	0	0	0	0	14,794
540000	Travel	13,069	0	0	0	0	0	13,069
550000	Capital Outlay	924	0	0	0	0	0	924
	TOTAL NET OPERATING EXPENSES	**143,386**	**18,880**	**0**	**0**	**0**	**0**	**162,266**
	SUB PROGRAM TOTAL	**1,058,631**	**18,880**	**0**	**0**	**0**	**65,687**	**1,143,198**

EXPENDITURE SUMMARY
2020-2021 GENERAL OPERATING BUDGET
UNIVERSITY OF NEBRASKA AT OMAHA

SUBPROGRAM #/NAME 42 Student Success

		UNRESTRICTED	DESIGNATED AND/OR RESTRICTED					
ACCOUNT	**DESCRIPTION**	**STATE AND UNIVERSITY GENERATED**	**CASH**	**REVOLVING**	**FEDERAL**	**AUXILIARIES AND SERVICES**	**TRUST**	**TOTAL**
512100	Other Administrators	714,812	0	266,205	0	0	354,405	1,335,422
513000	Managerial/Professional	2,547,569	0	1,988,802	239,536	1,667,786	163,711	6,607,404
514000	Clerical/Technical/Service	748,300	0	457,675	37,376	1,652,843	0	2,896,194
515000	Other Academic	36,964	0	74,656	0	55,446	0	167,066
516000	Student Wages	91,969	0	203,717	0	1,491,791	0	1,787,477
517000	Supplemental Salaries & Wages	80,047	0	14,740	0	71,332	0	166,119
	SUBTOTAL NONFACULTY	**4,219,661**	**0**	**3,005,795**	**276,912**	**4,939,198**	**518,116**	**12,959,682**
	SUBTOTAL SALARIES & WAGES	**4,219,661**	**0**	**3,005,795**	**276,912**	**4,939,198**	**518,116**	**12,959,682**
519100	Retirement Contribution	274,276	0	144,278	13,292	256,839	23,315	712,000
519200	FICA Contribution	291,156	0	204,395	15,507	316,111	26,424	853,593
519300	Health Insurance Contribution	529,609	0	411,792	39,045	869,299	62,174	1,911,919
519400	Life Insurance Contribution	4,218	0	3,006	277	4,939	519	12,959
519700	Unemployment Compensation	2,645	0	0	0	0	0	2,645
519800	Workers Compensation	22,187	0	15,150	0	24,896	0	62,233
	SUBTOTAL BENEFITS	**1,124,091**	**0**	**778,621**	**68,121**	**1,472,084**	**112,432**	**3,555,349**
	TOTAL PERSONAL SERVICES	**5,343,752**	**0**	**3,784,416**	**345,033**	**6,411,282**	**630,548**	**16,515,031**
521000	Operating Expense	761,152	25,020	1,693,932	0	2,234,389	0	4,714,493
530000	Supplies & Materials	18,176	0	83,168	0	352,316	0	453,660
540000	Travel	10,811	0	10,000	0	45,396	0	66,207
550000	Capital Outlay	0	0	0	0	2,450	0	2,450
560000	Government Aid	13,626	0	21,628	0	16,000	0	51,254
570000	Cost of Goods Sold	0	0	0	0	5,279,133	0	5,279,133
	TOTAL NET OPERATING EXPENSES	**803,765**	**25,020**	**1,808,728**	**0**	**7,929,684**	**0**	**10,567,197**
	SUB PROGRAM TOTAL	**6,147,517**	**25,020**	**5,593,144**	**345,033**	**14,340,966**	**630,548**	**27,082,228**

EXPENDITURE SUMMARY
2020-2021 GENERAL OPERATING BUDGET
UNIVERSITY OF NEBRASKA AT OMAHA

SUBPROGRAM #/NAME 43 Business and Finance

		UNRESTRICTED	DESIGNATED AND/OR RESTRICTED					
ACCOUNT	**DESCRIPTION**	**STATE AND UNIVERSITY GENERATED**	**CASH**	**REVOLVING**	**FEDERAL**	**AUXILIARIES AND SERVICES**	**TRUST**	**TOTAL**
	SUBTOTAL FACULTY	**0**	**0**	**0**	**0**	**0**	**0**	**0**
512100	Other Administrators	801,549	0	0	0	0	0	801,549
513000	Managerial/Professional	1,892,093	54,346	153,848	0	71,400	0	2,171,687
514000	Clerical/Technical/Service	926,432	0	0	0	0	0	926,432
516000	Student Wages	50,418	0	2,043	0	0	0	52,461
517000	Supplemental Salaries & Wages	40,091	0	488	0	0	0	40,579
	SUBTOTAL NONFACULTY	**3,710,583**	**54,346**	**156,379**	**0**	**71,400**	**0**	**3,992,708**
	SUBTOTAL SALARIES & WAGES	**3,710,583**	**54,346**	**156,379**	**0**	**71,400**	**0**	**3,992,708**
519100	Retirement Contribution	237,608	3,532	7,507	0	3,713	0	252,360
519200	FICA Contribution	252,229	3,750	10,633	0	4,570	0	271,182
519300	Health Insurance Contribution	467,871	8,858	21,424	0	12,566	0	510,719
519400	Life Insurance Contribution	3,655	54	156	0	71	0	3,936
519700	Unemployment Compensation	3,628	0	0	0	0	0	3,628
519800	Workers Compensation	30,439	0	788	0	360	0	31,587
	SUBTOTAL BENEFITS	**995,430**	**16,194**	**40,508**	**0**	**21,280**	**0**	**1,073,412**
	TOTAL PERSONAL SERVICES	**4,706,013**	**70,540**	**196,887**	**0**	**92,680**	**0**	**5,066,120**
521000	Operating Expense	1,237,623	0	47,871	0	0	0	1,285,494
530000	Supplies & Materials	106,536	0	0	0	0	0	106,536
540000	Travel	13,982	0	0	0	0	0	13,982
550000	Capital Outlay	20,204	0	0	0	0	0	20,204
	TOTAL NET OPERATING EXPENSES	**1,378,345**	**0**	**47,871**	**0**	**0**	**0**	**1,426,216**
	SUB PROGRAM TOTAL	**6,084,358**	**70,540**	**244,758**	**0**	**92,680**	**0**	**6,492,336**

EXPENDITURE SUMMARY
2020-2021 GENERAL OPERATING BUDGET
UNIVERSITY OF NEBRASKA AT OMAHA

SUBPROGRAM #/NAME 44 General Expense

		UNRESTRICTED	DESIGNATED AND/OR RESTRICTED					
ACCOUNT	**DESCRIPTION**	**STATE AND UNIVERSITY GENERATED**	**CASH**	**REVOLVING**	**FEDERAL**	**AUXILIARIES AND SERVICES**	**TRUST**	**TOTAL**
512100	Other Administrators	11,855	0	0	0	0	0	11,855
513000	Managerial/Professional	1,089,484	0	0	0	233,258	0	1,322,742
514000	Clerical/Technical/Service	281,664	0	0	0	20,632	0	302,296
516000	Student Wages	0	0	0	0	8,469	0	8,469
517000	Supplemental Salaries & Wages	5,000	0	0	0	0	0	5,000
	SUBTOTAL NONFACULTY	**1,388,003**	**0**	**0**	**0**	**262,359**	**0**	**1,650,362**
	SUBTOTAL SALARIES & WAGES	**1,388,003**	**0**	**0**	**0**	**262,359**	**0**	**1,650,362**
519100	Retirement Contribution	90,220	0	0	0	13,642	0	103,862
519200	FICA Contribution	95,772	0	0	0	16,791	0	112,563
519300	Health Insurance Contribution	174,208	0	0	0	46,175	0	220,383
519400	Life Insurance Contribution	1,388	0	0	0	263	0	1,651
519800	Workers Compensation	0	0	0	0	1,323	0	1,323
	SUBTOTAL BENEFITS	**361,588**	**0**	**0**	**0**	**78,194**	**0**	**439,782**
	TOTAL PERSONAL SERVICES	**1,749,591**	**0**	**0**	**0**	**340,553**	**0**	**2,090,144**
521000	Operating Expense	558,345	0	0	0	219,081	0	777,426
530000	Supplies & Materials	119,331	0	0	0	51,639	0	170,970
	TOTAL NET OPERATING EXPENSES	**677,676**	**0**	**0**	**0**	**270,720**	**0**	**948,396**
	SUB PROGRAM TOTAL	**2,427,267**	**0**	**0**	**0**	**611,273**	**0**	**3,038,540**

EXPENDITURE SUMMARY
2020-2021 GENERAL OPERATING BUDGET
UNIVERSITY OF NEBRASKA AT OMAHA

SUBPROGRAM #/NAME 75 Student Housing

		UNRESTRICTED	DESIGNATED AND/OR RESTRICTED					
ACCOUNT	**DESCRIPTION**	**STATE AND UNIVERSITY GENERATED**	**CASH**	**REVOLVING**	**FEDERAL**	**AUXILIARIES AND SERVICES**	**TRUST**	**TOTAL**
512100	Other Administrators	0	0	0	0	56,486	0	56,486
513000	Managerial/Professional	0	0	0	0	434,934	0	434,934
514000	Clerical/Technical/Service	0	0	0	0	178,645	0	178,645
516000	Student Wages	0	0	0	0	83,196	0	83,196
517000	Supplemental Salaries & Wages	0	0	0	0	24,993	0	24,993
	SUBTOTAL NONFACULTY	**0**	**0**	**0**	**0**	**778,254**	**0**	**778,254**
	SUBTOTAL SALARIES & WAGES	**0**	**0**	**0**	**0**	**778,254**	**0**	**778,254**
519100	Retirement Contribution	0	0	0	0	40,471	0	40,471
519200	FICA Contribution	0	0	0	0	49,809	0	49,809
519300	Health Insurance Contribution	0	0	0	0	136,974	0	136,974
519400	Life Insurance Contribution	0	0	0	0	777	0	777
519800	Workers Compensation	0	0	0	0	3,922	0	3,922
	SUBTOTAL BENEFITS	**0**	**0**	**0**	**0**	**231,953**	**0**	**231,953**
	TOTAL PERSONAL SERVICES	**0**	**0**	**0**	**0**	**1,010,207**	**0**	**1,010,207**
521000	Operating Expense	0	0	0	0	1,455,842	0	1,455,842
530000	Supplies & Materials	0	0	0	0	226,758	0	226,758
	TOTAL NET OPERATING EXPENSES	**0**	**0**	**0**	**0**	**1,682,600**	**0**	**1,682,600**
	SUB PROGRAM TOTAL	**0**	**0**	**0**	**0**	**2,692,807**	**0**	**2,692,807**

EXPENDITURE SUMMARY
2020-2021 GENERAL OPERATING BUDGET
UNIVERSITY OF NEBRASKA AT OMAHA

SUBPROGRAM #/NAME 77 Intercollegiate Athletics

		UNRESTRICTED	DESIGNATED AND/OR RESTRICTED					
ACCOUNT	**DESCRIPTION**	**STATE AND UNIVERSITY GENERATED**	**CASH**	**REVOLVING**	**FEDERAL**	**AUXILIARIES AND SERVICES**	**TRUST**	**TOTAL**
512100	Other Administrators	0	0	0	0	1,796,544	0	1,796,544
513000	Managerial/Professional	4,602,019	0	0	0	-2,037,088	0	2,564,931
514000	Clerical/Technical/Service	0	0	0	0	265,409	0	265,409
516000	Student Wages	0	0	0	0	113,818	0	113,818
517000	Supplemental Salaries & Wages	0	0	0	0	15,132	0	15,132
	SUBTOTAL NONFACULTY	**4,602,019**	**0**	**0**	**0**	**153,815**	**0**	**4,755,834**
	SUBTOTAL SALARIES & WAGES	**4,602,019**	**0**	**0**	**0**	**153,815**	**0**	**4,755,834**
519100	Retirement Contribution	299,131	0	0	0	-342,015	0	-42,884
519200	FICA Contribution	317,539	0	0	0	-336,081	0	-18,542
519300	Health Insurance Contribution	650,129	0	0	0	-452,169	0	197,960
519400	Life Insurance Contribution	4,602	0	0	0	-28,333	0	-23,731
519800	Workers Compensation	0	0	0	0	928	0	928
	SUBTOTAL BENEFITS	**1,271,401**	**0**	**0**	**0**	**-1,157,670**	**0**	**113,731**
	TOTAL PERSONAL SERVICES	**5,873,420**	**0**	**0**	**0**	**-1,003,855**	**0**	**4,869,565**
521000	Operating Expense	0	0	0	0	2,108,807	0	2,108,807
530000	Supplies & Materials	0	0	0	0	823,250	0	823,250
540000	Travel	0	0	0	0	2,057,500	0	2,057,500
560000	Government Aid	0	0	0	0	1,095,000	0	1,095,000
570000	Cost of Goods Sold	0	0	0	0	5,000	0	5,000
	TOTAL NET OPERATING EXPENSES	**0**	**0**	**0**	**0**	**6,089,557**	**0**	**6,089,557**
	SUB PROGRAM TOTAL	**5,873,420**	**0**	**0**	**0**	**5,085,702**	**0**	**10,959,122**

EXPENDITURE SUMMARY
2020-2021 GENERAL OPERATING BUDGET
UNIVERSITY OF NEBRASKA AT OMAHA

SUBPROGRAM #/NAME 78 Arena

		UNRESTRICTED	DESIGNATED AND/OR RESTRICTED					
ACCOUNT	**DESCRIPTION**	**STATE AND UNIVERSITY GENERATED**	**CASH**	**REVOLVING**	**FEDERAL**	**AUXILIARIES AND SERVICES**	**TRUST**	**TOTAL**
513000	Managerial/Professional	0	0	0	0	710,869	0	710,869
514000	Clerical/Technical/Service	0	0	0	0	79,476	0	79,476
517000	Supplemental Salaries & Wages	0	0	0	0	302,732	0	302,732
	SUBTOTAL NONFACULTY	**0**	**0**	**0**	**0**	**1,093,077**	**0**	**1,093,077**
	SUBTOTAL SALARIES & WAGES	**0**	**0**	**0**	**0**	**1,093,077**	**0**	**1,093,077**
519100	Retirement Contribution	0	0	0	0	56,840	0	56,840
519200	FICA Contribution	0	0	0	0	69,957	0	69,957
519300	Health Insurance Contribution	0	0	0	0	192,382	0	192,382
519400	Life Insurance Contribution	0	0	0	0	1,094	0	1,094
519800	Workers Compensation	0	0	0	0	5,509	0	5,509
	SUBTOTAL BENEFITS	**0**	**0**	**0**	**0**	**325,782**	**0**	**325,782**
	TOTAL PERSONAL SERVICES	**0**	**0**	**0**	**0**	**1,418,859**	**0**	**1,418,859**
521000	Operating Expense	0	0	0	0	1,523,974	0	1,523,974
529000	Utilities	0	0	0	0	650,000	0	650,000
	TOTAL NET OPERATING EXPENSES	**0**	**0**	**0**	**0**	**2,173,974**	**0**	**2,173,974**
	SUB PROGRAM TOTAL	**0**	**0**	**0**	**0**	**3,592,833**	**0**	**3,592,833**

EXPENDITURE SUMMARY
2020-2021 GENERAL OPERATING BUDGET
UNIVERSITY OF NEBRASKA AT OMAHA

SUBPROGRAM #/NAME 98 Company Balance Sheets

		UNRESTRICTED	DESIGNATED AND/OR RESTRICTED					
ACCOUNT	**DESCRIPTION**	**STATE AND UNIVERSITY GENERATED**	**CASH**	**REVOLVING**	**FEDERAL**	**AUXILIARIES AND SERVICES**	**TRUST**	**TOTAL**
512100	Other Administrators	0	0	0	0	421,392	0	421,392
513000	Managerial/Professional	0	0	0	0	1,474,801	0	1,474,801
514000	Clerical/Technical/Service	0	0	0	0	47,673	0	47,673
517000	Supplemental Salaries & Wages	0	0	0	0	21,123	0	21,123
	SUBTOTAL NONFACULTY	**0**	**0**	**0**	**0**	**1,964,989**	**0**	**1,964,989**
	SUBTOTAL SALARIES & WAGES	**0**	**0**	**0**	**0**	**1,964,989**	**0**	**1,964,989**
519100	Retirement Contribution	0	0	0	0	102,181	0	102,181
519200	FICA Contribution	0	0	0	0	125,759	0	125,759
519300	Health Insurance Contribution	0	0	0	0	345,838	0	345,838
519400	Life Insurance Contribution	0	0	0	0	1,964	0	1,964
519800	Workers Compensation	0	0	0	0	37,481	0	37,481
	SUBTOTAL BENEFITS	**0**	**0**	**0**	**0**	**613,223**	**0**	**613,223**
	TOTAL PERSONAL SERVICES	**0**	**0**	**0**	**0**	**2,578,212**	**0**	**2,578,212**
521000	Operating Expense	0	0	0	0	12,758,260	0	12,758,260
	TOTAL NET OPERATING EXPENSES	**0**	**0**	**0**	**0**	**12,758,260**	**0**	**12,758,260**
	SUB PROGRAM TOTAL	**0**	**0**	**0**	**0**	**15,336,472**	**0**	**15,336,472**

EXPENDITURE SUMMARY
2020-2021 GENERAL OPERATING BUDGET
UNIVERSITY OF NEBRASKA AT OMAHA

SUBPROGRAM #/NAME 99 Income Activity

		UNRESTRICTED	DESIGNATED AND/OR RESTRICTED					
ACCOUNT	**DESCRIPTION**	**STATE AND UNIVERSITY GENERATED**	**CASH**	**REVOLVING**	**FEDERAL**	**AUXILIARIES AND SERVICES**	**TRUST**	**TOTAL**
521000	Operating Expense	0	0	0	10,455,942	0	7,670,051	18,125,993
530000	Supplies & Materials	0	0	0	1,768,000	0	3,822,595	5,590,595
540000	Travel	0	0	0	331,000	0	155,000	486,000
550000	Capital Outlay	0	0	0	148,000	0	130,000	278,000
560000	Government Aid	0	0	0	84,683,978	0	26,005,668	110,689,646
	TOTAL NET OPERATING EXPENSES	**0**	**0**	**0**	**97,386,920**	**0**	**37,783,314**	**135,170,234**
	SUB PROGRAM TOTAL	**0**	**0**	**0**	**97,386,920**	**0**	**37,783,314**	**135,170,234**

EXPENDITURE SUMMARY
2020-2021 GENERAL OPERATING BUDGET
UNIVERSITY OF NEBRASKA AT KEARNEY

CAMPUS TOTAL

		UNRESTRICTED	DESIGNATED AND/OR RESTRICTED					
ACCOUNT	**DESCRIPTION**	**STATE AND UNIVERSITY GENERATED**	**CASH**	**REVOLVING**	**FEDERAL**	**AUXILIARIES AND SERVICES**	**TRUST**	**TOTAL**
511000	FACULTY							
	Professor	8,304,112	0	0	0	0	102,989	8,407,101
	Associate Professor	5,938,855	0	0	0	0	0	5,938,855
	Assistant Professor	5,367,039	0	0	0	0	56,728	5,423,767
	Other	4,444,463	0	821,483	363,248	0	873,083	6,502,277
	SUBTOTAL FACULTY	**24,054,469**	**0**	**821,483**	**363,248**	**0**	**1,032,800**	**26,272,000**
512100	Other Administrators	4,398,766	0	0	0	632,117	39,647	5,070,530
512000	Chairpersons	887,313	0	0	0	0	0	887,313
513000	Managerial/Professional	6,713,641	0	477,649	147,534	1,407,560	543,797	9,290,181
514000	Clerical/Technical/Service	5,264,963	0	0	55,390	1,500,931	78,894	6,900,178
515000	Other Academic	615,689	0	0	0	22,180	0	637,869
516000	Student Wages	474,320	0	830,281	308,563	191,508	284,140	2,088,812
517000	Supplemental Salaries & Wages	5,855	0	302,102	0	874,917	0	1,182,874
	SUBTOTAL NONFACULTY	**18,360,547**	**0**	**1,610,032**	**511,487**	**4,629,213**	**946,478**	**26,057,757**
	SUBTOTAL SALARIES & WAGES	**42,415,016**	**0**	**2,431,515**	**874,735**	**4,629,213**	**1,979,278**	**52,329,757**
519100	Retirement Contribution	3,144,153	0	60,346	44,036	264,579	122,414	3,635,528
519200	FICA Contribution	3,259,940	0	397,006	43,312	270,807	125,187	4,096,252
519300	Health Insurance Contribution	6,906,514	0	9,398	177,348	791,285	280,386	8,164,931
519400	Life Insurance Contribution	45,261	0	1,358	1,019	6,371	2,903	56,912
519700	Unemployment Compensation	46,000	0	0	0	5,000	0	51,000
519800	Workers Compensation	130,816	0	9,376	0	18,773	11,671	170,636
	SUBTOTAL BENEFITS	**13,532,684**	**0**	**477,484**	**265,715**	**1,356,815**	**542,561**	**16,175,259**
	TOTAL PERSONAL SERVICES	**55,947,700**	**0**	**2,908,999**	**1,140,450**	**5,986,028**	**2,521,839**	**68,505,016**
521000	Operating Expense	10,416,681	230,000	3,095,401	994,550	13,633,114	2,311,210	30,680,956
529000	Utilities	3,129,769	0	0	0	1,344,654	0	4,474,423
530000	Supplies & Materials	2,076,550	0	890,600	0	0	0	2,967,150
540000	Travel	306,018	0	0	0	17,888	25,000	348,906
550000	Capital Outlay	944,341	0	0	0	6,816	100,100	1,051,257
560000	Government Aid	74,939	0	105,000	32,865,000	11,500	10,041,851	43,098,290
	TOTAL NET OPERATING EXPENSES	**16,948,298**	**230,000**	**4,091,001**	**33,859,550**	**15,013,972**	**12,478,161**	**82,620,982**
	CAMPUS TOTAL	**72,895,998**	**230,000**	**7,000,000**	**35,000,000**	**21,000,000**	**15,000,000**	**151,125,998**

REVENUE SUMMARY
2020-2021 GENERAL OPERATING BUDGET
UNIVERSITY OF NEBRASKA AT KEARNEY

CAMPUS TOTAL

		UNRESTRICTED	DESIGNATED AND/OR RESTRICTED					
							7/30/20	10:44:12AM
ACCOUNT	**DESCRIPTION**	**STATE AND UNIVERSITY GENERATED**	**CASH**	**REVOLVING**	**FEDERAL**	**AUXILIARIES AND SERVICES**	**TRUST**	**TOTAL**
410000	State Appropriation	44,904,002	0	0	0	0	0	44,904,002
TOTAL STATE SUPPORT		**44,904,002**	**0**	**0**	**0**	**0**	**0**	**44,904,002**
460000	Restricted Revenue	0	0	0	678,855	0	0	678,855
461000	Federal Grants & Contract	0	0	0	1,456,145	0	0	1,456,145
490000	Other Revenues	0	0	0	32,865,000	0	0	32,865,000
TOTAL FEDERAL FUND		**0**	**0**	**0**	**35,000,000**	**0**	**0**	**35,000,000**
442810	Other Student Fees	0	0	2,831,056	0	0	0	2,831,056
450000	Sales and Services	0	0	4,163,944	0	20,484,082	0	24,648,026
460000	Restricted Revenue	0	0	0	0	515,918	0	515,918
464000	Private Gifts & Contracts	0	0	5,000	0	0	0	5,000
TOTAL REVOLVING FUND		**0**	**0**	**7,000,000**	**0**	**21,000,000**	**0**	**28,000,000**
442810	Other Student Fees	0	0	0	0	0	160,000	160,000
460000	Restricted Revenue	0	0	0	0	0	13,910,774	13,910,774
461000	Federal Grants & Contract	0	0	0	0	0	739,988	739,988
464000	Private Gifts & Contracts	0	0	0	0	0	189,238	189,238
TOTAL TRUST FUND		**0**	**0**	**0**	**0**	**0**	**15,000,000**	**15,000,000**
441100	Undergraduate Resident	23,168,347	0	0	0	0	0	23,168,347
441110	Undergraduate Nonresident	4,612,054	0	0	0	0	0	4,612,054
441200	Graduate Resident	5,698,945	0	0	0	0	0	5,698,945
441210	Graduate Nonresident	3,842,635	0	0	0	0	0	3,842,635
TOTAL GROSS TUITION		**37,321,981**	**0**	**0**	**0**	**0**	**0**	**37,321,981**
441001	Tuition Adjustments	-791,813	0	0	0	0	0	-791,813
441990	Tuition Remissions	-8,413,438	0	0	0	0	0	-8,413,438
TOTAL TUITION OFFSETS		**-9,205,251**	**0**	**0**	**0**	**0**	**0**	**-9,205,251**
SUBTOTAL NET TUITION (CASH)		**28,116,730**	**0**	**0**	**0**	**0**	**0**	**28,116,730**
442100	Institutional Student Fee	118,000	0	0	0	0	0	118,000
442710	Graduation Processing Fee	36,600	0	0	0	0	0	36,600
442800	Late Payment Fees	72,800	0	0	0	0	0	72,800
SUBTOTAL STUDENT FEES		**227,400**	**0**	**0**	**0**	**0**	**0**	**227,400**
430000	Invest Loan/Endowment	691,000	0	0	0	0	0	691,000
461900	Indirect Costs-Federal	20,000	230,000	0	0	0	0	250,000
490100	Misc Cash Income	68,000	0	0	0	0	0	68,000
833428	U-Wide Debt Svc & Admin S	-1,131,134	0	0	0	0	0	-1,131,134
SUBTOTAL OTHER CASH		**-352,134**	**230,000**	**0**	**0**	**0**	**0**	**105,266**
TOTAL CASH FUND		**27,991,996**	**230,000**	**0**	**0**	**0**	**0**	**28,221,996**
TOTAL REVENUE		**72,895,998**	**230,000**	**7,000,000**	**35,000,000**	**21,000,000**	**15,000,000**	**151,125,998**

EXPENDITURE SUMMARY
2020-2021 GENERAL OPERATING BUDGET
UNIVERSITY OF NEBRASKA AT KEARNEY

SUBPROGRAM #/NAME 01 Academic Affairs

		UNRESTRICTED	DESIGNATED AND/OR RESTRICTED					
ACCOUNT	**DESCRIPTION**	**STATE AND UNIVERSITY GENERATED**	**CASH**	**REVOLVING**	**FEDERAL**	**AUXILIARIES AND SERVICES**	**TRUST**	**TOTAL**
511000 FACULTY								
	Professor	0	0	0	0	0	77,530	77,530
	Assistant Professor	14,812	0	0	0	0	0	14,812
	Other	115,531	0	821,483	0	0	0	937,014
	SUBTOTAL FACULTY	**130,343**	**0**	**821,483**	**0**	**0**	**77,530**	**1,029,356**
512100	Other Administrators	532,288	0	0	0	0	0	532,288
513000	Managerial/Professional	308,877	0	432,847	0	0	169,319	911,043
514000	Clerical/Technical/Service	218,426	0	0	0	0	36,421	254,847
516000	Student Wages	50	0	674,756	0	0	0	674,806
	SUBTOTAL NONFACULTY	**1,059,641**	**0**	**1,107,603**	**0**	**0**	**205,740**	**2,372,984**
	SUBTOTAL SALARIES & WAGES	**1,189,984**	**0**	**1,929,086**	**0**	**0**	**283,270**	**3,402,340**
519100	Retirement Contribution	91,395	0	60,346	0	0	20,401	172,142
519200	FICA Contribution	208,085	0	397,006	0	0	20,389	625,480
519300	Health Insurance Contribution	-131,466	0	9,398	0	0	58,228	-63,840
519400	Life Insurance Contribution	-26,100	0	1,358	0	0	479	-24,263
	SUBTOTAL BENEFITS	**141,914**	**0**	**468,108**	**0**	**0**	**99,497**	**709,519**
	TOTAL PERSONAL SERVICES	**1,331,898**	**0**	**2,397,194**	**0**	**0**	**382,767**	**4,111,859**
521000	Operating Expense	3,043,643	230,000	1,572,429	0	0	322,108	5,168,180
530000	Supplies & Materials	2,076,550	0	0	0	0	0	2,076,550
540000	Travel	11,708	0	0	0	0	25,000	36,708
550000	Capital Outlay	900	0	0	0	0	100,100	101,000
	TOTAL NET OPERATING EXPENSES	**5,132,801**	**230,000**	**1,572,429**	**0**	**0**	**447,208**	**7,382,438**
	SUB PROGRAM TOTAL	**6,464,699**	**230,000**	**3,969,623**	**0**	**0**	**829,975**	**11,494,297**

EXPENDITURE SUMMARY
2020-2021 GENERAL OPERATING BUDGET
UNIVERSITY OF NEBRASKA AT KEARNEY

SUBPROGRAM #/NAME 05 College of Natural and Social Sciences

		UNRESTRICTED	DESIGNATED AND/OR RESTRICTED					
ACCOUNT	**DESCRIPTION**	**STATE AND UNIVERSITY GENERATED**	**CASH**	**REVOLVING**	**FEDERAL**	**AUXILIARIES AND SERVICES**	**TRUST**	**TOTAL**
	Assistant Professor	0	0	0	0	0	56,728	56,728
	SUBTOTAL FACULTY	**0**	**0**	**0**	**0**	**0**	**56,728**	**56,728**
	SUBTOTAL SALARIES & WAGES	**0**	**0**	**0**	**0**	**0**	**56,728**	**56,728**
519100	Retirement Contribution	0	0	0	0	0	3,687	3,687
519200	FICA Contribution	0	0	0	0	0	4,340	4,340
519300	Health Insurance Contribution	0	0	0	0	0	2,736	2,736
519400	Life Insurance Contribution	0	0	0	0	0	102	102
	SUBTOTAL BENEFITS	**0**	**0**	**0**	**0**	**0**	**10,865**	**10,865**
	TOTAL PERSONAL SERVICES	**0**	**0**	**0**	**0**	**0**	**67,593**	**67,593**
521000	Operating Expense	0	0	0	0	0	100,000	100,000
	TOTAL NET OPERATING EXPENSES	**0**	**0**	**0**	**0**	**0**	**100,000**	**100,000**
	SUB PROGRAM TOTAL	**0**	**0**	**0**	**0**	**0**	**167,593**	**167,593**

EXPENDITURE SUMMARY
2020-2021 GENERAL OPERATING BUDGET
UNIVERSITY OF NEBRASKA AT KEARNEY

SUBPROGRAM #/NAME 06 College of Business Administration

		UNRESTRICTED	DESIGNATED AND/OR RESTRICTED					
ACCOUNT	**DESCRIPTION**	**STATE AND UNIVERSITY GENERATED**	**CASH**	**REVOLVING**	**FEDERAL**	**AUXILIARIES AND SERVICES**	**TRUST**	**TOTAL**
511000 FACULTY								
	Professor	1,903,358	0	0	0	0	22,000	1,925,358
	Associate Professor	1,257,938	0	0	0	0	0	1,257,938
	Assistant Professor	1,541,770	0	0	0	0	0	1,541,770
	Other	842,804	0	0	0	0	0	842,804
	SUBTOTAL FACULTY	**5,545,870**	**0**	**0**	**0**	**0**	**22,000**	**5,567,870**
512100	Other Administrators	288,056	0	0	0	0	0	288,056
512000	Chairpersons	251,908	0	0	0	0	0	251,908
513000	Managerial/Professional	263,156	0	0	0	0	0	263,156
514000	Clerical/Technical/Service	240,517	0	0	0	0	0	240,517
516000	Student Wages	44,496	0	0	0	0	0	44,496
	SUBTOTAL NONFACULTY	**1,088,133**	**0**	**0**	**0**	**0**	**0**	**1,088,133**
	SUBTOTAL SALARIES & WAGES	**6,634,003**	**0**	**0**	**0**	**0**	**22,000**	**6,656,003**
519100	Retirement Contribution	517,534	0	0	0	0	0	517,534
519200	FICA Contribution	500,739	0	0	0	0	0	500,739
519300	Health Insurance Contribution	903,355	0	0	0	0	0	903,355
519400	Life Insurance Contribution	11,664	0	0	0	0	0	11,664
	SUBTOTAL BENEFITS	**1,933,292**	**0**	**0**	**0**	**0**	**0**	**1,933,292**
	TOTAL PERSONAL SERVICES	**8,567,295**	**0**	**0**	**0**	**0**	**22,000**	**8,589,295**
521000	Operating Expense	164,608	0	0	0	0	0	164,608
540000	Travel	40,090	0	0	0	0	0	40,090
550000	Capital Outlay	62,745	0	0	0	0	0	62,745
	TOTAL NET OPERATING EXPENSES	**267,443**	**0**	**0**	**0**	**0**	**0**	**267,443**
	SUB PROGRAM TOTAL	**8,834,738**	**0**	**0**	**0**	**0**	**22,000**	**8,856,738**

EXPENDITURE SUMMARY
2020-2021 GENERAL OPERATING BUDGET
UNIVERSITY OF NEBRASKA AT KEARNEY

SUBPROGRAM #/NAME 10 College of Education

ACCOUNT	DESCRIPTION	UNRESTRICTED STATE AND UNIVERSITY GENERATED	DESIGNATED AND/OR RESTRICTED CASH	REVOLVING	FEDERAL	AUXILIARIES AND SERVICES	TRUST	TOTAL
511000	FACULTY							
	Professor	1,302,302	0	0	0	0	0	1,302,302
	Associate Professor	1,136,485	0	0	0	0	0	1,136,485
	Assistant Professor	1,156,401	0	0	0	0	0	1,156,401
	Other	885,808	0	0	0	0	43,541	929,349
	SUBTOTAL FACULTY	**4,480,996**	**0**	**0**	**0**	**0**	**43,541**	**4,524,537**
512100	Other Administrators	61,481	0	0	0	0	0	61,481
512000	Chairpersons	165,577	0	0	0	0	0	165,577
513000	Managerial/Professional	178,604	0	0	0	0	60,000	238,604
514000	Clerical/Technical/Service	282,513	0	0	0	0	0	282,513
516000	Student Wages	43,647	0	0	0	0	0	43,647
	SUBTOTAL NONFACULTY	**731,822**	**0**	**0**	**0**	**0**	**60,000**	**791,822**
	SUBTOTAL SALARIES & WAGES	**5,212,818**	**0**	**0**	**0**	**0**	**103,541**	**5,316,359**
519100	Retirement Contribution	403,000	0	0	0	0	6,730	409,730
519200	FICA Contribution	395,440	0	0	0	0	7,921	403,361
519300	Health Insurance Contribution	986,120	0	0	0	0	33,768	1,019,888
519400	Life Insurance Contribution	9,304	0	0	0	0	186	9,490
	SUBTOTAL BENEFITS	**1,793,864**	**0**	**0**	**0**	**0**	**48,605**	**1,842,469**
	TOTAL PERSONAL SERVICES	**7,006,682**	**0**	**0**	**0**	**0**	**152,146**	**7,158,828**
521000	Operating Expense	369,022	0	0	0	0	14,406	383,428
540000	Travel	64,717	0	0	0	0	0	64,717
550000	Capital Outlay	10,000	0	0	0	0	0	10,000
	TOTAL NET OPERATING EXPENSES	**443,739**	**0**	**0**	**0**	**0**	**14,406**	**458,145**
	SUB PROGRAM TOTAL	**7,450,421**	**0**	**0**	**0**	**0**	**166,552**	**7,616,973**

EXPENDITURE SUMMARY
2020-2021 GENERAL OPERATING BUDGET
UNIVERSITY OF NEBRASKA AT KEARNEY

SUBPROGRAM #/NAME 12 College of Graduate Studies

		UNRESTRICTED	DESIGNATED AND/OR RESTRICTED					
ACCOUNT	**DESCRIPTION**	**STATE AND UNIVERSITY GENERATED**	**CASH**	**REVOLVING**	**FEDERAL**	**AUXILIARIES AND SERVICES**	**TRUST**	**TOTAL**
	Assistant Professor	22,978	0	0	0	0	0	22,978
	SUBTOTAL FACULTY	**22,978**	**0**	**0**	**0**	**0**	**0**	**22,978**
512100	Other Administrators	338,839	0	0	0	0	0	338,839
513000	Managerial/Professional	188,176	0	44,802	0	0	0	232,978
514000	Clerical/Technical/Service	99,921	0	0	0	0	0	99,921
515000	Other Academic	549,773	0	0	0	0	0	549,773
516000	Student Wages	3,269	0	6,273	0	0	0	9,542
	SUBTOTAL NONFACULTY	**1,179,978**	**0**	**51,075**	**0**	**0**	**0**	**1,231,053**
	SUBTOTAL SALARIES & WAGES	**1,202,956**	**0**	**51,075**	**0**	**0**	**0**	**1,254,031**
519100	Retirement Contribution	51,993	0	0	0	0	0	51,993
519200	FICA Contribution	49,576	0	0	0	0	0	49,576
519300	Health Insurance Contribution	109,958	0	0	0	0	0	109,958
519400	Life Insurance Contribution	1,133	0	0	0	0	0	1,133
	SUBTOTAL BENEFITS	**212,660**	**0**	**0**	**0**	**0**	**0**	**212,660**
	TOTAL PERSONAL SERVICES	**1,415,616**	**0**	**51,075**	**0**	**0**	**0**	**1,466,691**
521000	Operating Expense	163,615	0	48,925	0	0	0	212,540
540000	Travel	16,016	0	0	0	0	0	16,016
560000	Government Aid	0	0	100,000	0	0	0	100,000
	TOTAL NET OPERATING EXPENSES	**179,631**	**0**	**148,925**	**0**	**0**	**0**	**328,556**
	SUB PROGRAM TOTAL	**1,595,247**	**0**	**200,000**	**0**	**0**	**0**	**1,795,247**

EXPENDITURE SUMMARY
2020-2021 GENERAL OPERATING BUDGET
UNIVERSITY OF NEBRASKA AT KEARNEY

SUBPROGRAM #/NAME 16 University Libraries

		UNRESTRICTED	DESIGNATED AND/OR RESTRICTED					
ACCOUNT	**DESCRIPTION**	**STATE AND UNIVERSITY GENERATED**	**CASH**	**REVOLVING**	**FEDERAL**	**AUXILIARIES AND SERVICES**	**TRUST**	**TOTAL**
	Associate Professor	252,573	0	0	0	0	0	252,573
	Assistant Professor	337,504	0	0	0	0	0	337,504
	Other	2,981	0	0	0	0	0	2,981
	SUBTOTAL FACULTY	**593,058**	**0**	**0**	**0**	**0**	**0**	**593,058**
512100	Other Administrators	153,425	0	0	0	0	0	153,425
513000	Managerial/Professional	403,410	0	0	0	0	0	403,410
514000	Clerical/Technical/Service	271,789	0	0	0	0	0	271,789
516000	Student Wages	74,465	0	0	0	0	0	74,465
	SUBTOTAL NONFACULTY	**903,089**	**0**	**0**	**0**	**0**	**0**	**903,089**
	SUBTOTAL SALARIES & WAGES	**1,496,147**	**0**	**0**	**0**	**0**	**0**	**1,496,147**
519100	Retirement Contribution	106,185	0	0	0	0	0	106,185
519200	FICA Contribution	108,759	0	0	0	0	0	108,759
519300	Health Insurance Contribution	231,870	0	0	0	0	0	231,870
519400	Life Insurance Contribution	2,528	0	0	0	0	0	2,528
	SUBTOTAL BENEFITS	**449,342**	**0**	**0**	**0**	**0**	**0**	**449,342**
	TOTAL PERSONAL SERVICES	**1,945,489**	**0**	**0**	**0**	**0**	**0**	**1,945,489**
521000	Operating Expense	0	0	940,000	0	0	0	940,000
550000	Capital Outlay	625,935	0	0	0	0	0	625,935
	TOTAL NET OPERATING EXPENSES	**625,935**	**0**	**940,000**	**0**	**0**	**0**	**1,565,935**
	SUB PROGRAM TOTAL	**2,571,424**	**0**	**940,000**	**0**	**0**	**0**	**3,511,424**

EXPENDITURE SUMMARY
2020-2021 GENERAL OPERATING BUDGET
UNIVERSITY OF NEBRASKA AT KEARNEY

SUBPROGRAM #/NAME 21 Summer Sessions

		UNRESTRICTED	DESIGNATED AND/OR RESTRICTED					
ACCOUNT	**DESCRIPTION**	**STATE AND UNIVERSITY GENERATED**	**CASH**	**REVOLVING**	**FEDERAL**	**AUXILIARIES AND SERVICES**	**TRUST**	**TOTAL**
	Other	1,224,496	0	0	0	0	0	1,224,496
	SUBTOTAL FACULTY	**1,224,496**	**0**	**0**	**0**	**0**	**0**	**1,224,496**
	SUBTOTAL SALARIES & WAGES	**1,224,496**	**0**	**0**	**0**	**0**	**0**	**1,224,496**
519100	Retirement Contribution	97,960	0	0	0	0	0	97,960
519200	FICA Contribution	93,674	0	0	0	0	0	93,674
519400	Life Insurance Contribution	2,204	0	0	0	0	0	2,204
	SUBTOTAL BENEFITS	**193,838**	**0**	**0**	**0**	**0**	**0**	**193,838**
	TOTAL PERSONAL SERVICES	**1,418,334**	**0**	**0**	**0**	**0**	**0**	**1,418,334**
	SUB PROGRAM TOTAL	**1,418,334**	**0**	**0**	**0**	**0**	**0**	**1,418,334**

EXPENDITURE SUMMARY
2020-2021 GENERAL OPERATING BUDGET
UNIVERSITY OF NEBRASKA AT KEARNEY

SUBPROGRAM #/NAME 22 Other Instruction or Research

		UNRESTRICTED	DESIGNATED AND/OR RESTRICTED					
ACCOUNT	**DESCRIPTION**	**STATE AND UNIVERSITY GENERATED**	**CASH**	**REVOLVING**	**FEDERAL**	**AUXILIARIES AND SERVICES**	**TRUST**	**TOTAL**
	Other	14,094	0	0	0	0	0	14,094
	SUBTOTAL FACULTY	**14,094**	**0**	**0**	**0**	**0**	**0**	**14,094**
512100	Other Administrators	187,026	0	0	0	0	0	187,026
513000	Managerial/Professional	324,331	0	0	0	0	217,720	542,051
514000	Clerical/Technical/Service	23,400	0	0	0	0	40,069	63,469
516000	Student Wages	15,687	0	0	0	0	0	15,687
517000	Supplemental Salaries & Wages	0	0	300,000	0	0	0	300,000
	SUBTOTAL NONFACULTY	**550,444**	**0**	**300,000**	**0**	**0**	**257,789**	**1,108,233**
	SUBTOTAL SALARIES & WAGES	**564,538**	**0**	**300,000**	**0**	**0**	**257,789**	**1,122,327**
519100	Retirement Contribution	43,908	0	0	0	0	17,023	60,931
519200	FICA Contribution	41,987	0	0	0	0	19,721	61,708
519300	Health Insurance Contribution	81,048	0	0	0	0	53,988	135,036
519400	Life Insurance Contribution	987	0	0	0	0	464	1,451
	SUBTOTAL BENEFITS	**167,930**	**0**	**0**	**0**	**0**	**91,196**	**259,126**
	TOTAL PERSONAL SERVICES	**732,468**	**0**	**300,000**	**0**	**0**	**348,985**	**1,381,453**
521000	Operating Expense	99,470	0	200,000	0	0	800,000	1,099,470
540000	Travel	21,691	0	0	0	0	0	21,691
550000	Capital Outlay	38,313	0	0	0	0	0	38,313
560000	Government Aid	3,060	0	0	0	0	0	3,060
	TOTAL NET OPERATING EXPENSES	**162,534**	**0**	**200,000**	**0**	**0**	**800,000**	**1,162,534**
	SUB PROGRAM TOTAL	**895,002**	**0**	**500,000**	**0**	**0**	**1,148,985**	**2,543,987**

EXPENDITURE SUMMARY
2020-2021 GENERAL OPERATING BUDGET
UNIVERSITY OF NEBRASKA AT KEARNEY

SUBPROGRAM #/NAME 23 Student Aid

		UNRESTRICTED	DESIGNATED AND/OR RESTRICTED					
ACCOUNT	**DESCRIPTION**	**STATE AND UNIVERSITY GENERATED**	**CASH**	**REVOLVING**	**FEDERAL**	**AUXILIARIES AND SERVICES**	**TRUST**	**TOTAL**
513000	Managerial/Professional	0	0	0	15,494	0	0	15,494
	SUBTOTAL NONFACULTY	**0**	**0**	**0**	**15,494**	**0**	**0**	**15,494**
	SUBTOTAL SALARIES & WAGES	**0**	**0**	**0**	**15,494**	**0**	**0**	**15,494**
519100	Retirement Contribution	0	0	0	1,240	0	0	1,240
519200	FICA Contribution	0	0	0	1,185	0	0	1,185
519300	Health Insurance Contribution	0	0	0	1,668	0	0	1,668
519400	Life Insurance Contribution	0	0	0	28	0	0	28
	SUBTOTAL BENEFITS	**0**	**0**	**0**	**4,121**	**0**	**0**	**4,121**
	TOTAL PERSONAL SERVICES	**0**	**0**	**0**	**19,615**	**0**	**0**	**19,615**
521000	Operating Expense	2,830,000	0	0	0	0	0	2,830,000
560000	Government Aid	70,000	0	5,000	0	0	0	75,000
	TOTAL NET OPERATING EXPENSES	**2,900,000**	**0**	**5,000**	**0**	**0**	**0**	**2,905,000**
	SUB PROGRAM TOTAL	**2,900,000**	**0**	**5,000**	**19,615**	**0**	**0**	**2,924,615**

EXPENDITURE SUMMARY
2020-2021 GENERAL OPERATING BUDGET
UNIVERSITY OF NEBRASKA AT KEARNEY

SUBPROGRAM #/NAME 24 International Programs

		UNRESTRICTED	DESIGNATED AND/OR RESTRICTED					
ACCOUNT	**DESCRIPTION**	**STATE AND UNIVERSITY GENERATED**	**CASH**	**REVOLVING**	**FEDERAL**	**AUXILIARIES AND SERVICES**	**TRUST**	**TOTAL**
512100	Other Administrators	150,000	0	0	0	0	0	150,000
513000	Managerial/Professional	250,278	0	0	0	0	0	250,278
514000	Clerical/Technical/Service	16,232	0	0	0	0	0	16,232
	SUBTOTAL NONFACULTY	**416,510**	**0**	**0**	**0**	**0**	**0**	**416,510**
	SUBTOTAL SALARIES & WAGES	**416,510**	**0**	**0**	**0**	**0**	**0**	**416,510**
519100	Retirement Contribution	27,420	0	0	0	0	0	27,420
519200	FICA Contribution	31,100	0	0	0	0	0	31,100
519300	Health Insurance Contribution	79,296	0	0	0	0	0	79,296
519400	Life Insurance Contribution	696	0	0	0	0	0	696
	SUBTOTAL BENEFITS	**138,512**	**0**	**0**	**0**	**0**	**0**	**138,512**
	TOTAL PERSONAL SERVICES	**555,022**	**0**	**0**	**0**	**0**	**0**	**555,022**
521000	Operating Expense	12,117	0	0	0	0	0	12,117
540000	Travel	2,650	0	0	0	0	0	2,650
	TOTAL NET OPERATING EXPENSES	**14,767**	**0**	**0**	**0**	**0**	**0**	**14,767**
	SUB PROGRAM TOTAL	**569,789**	**0**	**0**	**0**	**0**	**0**	**569,789**

EXPENDITURE SUMMARY
2020-2021 GENERAL OPERATING BUDGET
UNIVERSITY OF NEBRASKA AT KEARNEY

SUBPROGRAM #/NAME 26 Continuing Studies and Public Services

		UNRESTRICTED	DESIGNATED AND/OR RESTRICTED					
ACCOUNT	**DESCRIPTION**	**STATE AND UNIVERSITY GENERATED**	**CASH**	**REVOLVING**	**FEDERAL**	**AUXILIARIES AND SERVICES**	**TRUST**	**TOTAL**
	Other	98,439	0	0	0	0	0	98,439
	SUBTOTAL FACULTY	**98,439**	**0**	**0**	**0**	**0**	**0**	**98,439**
513000	Managerial/Professional	101,888	0	0	0	0	0	101,888
514000	Clerical/Technical/Service	93,775	0	0	0	0	0	93,775
	SUBTOTAL NONFACULTY	**195,663**	**0**	**0**	**0**	**0**	**0**	**195,663**
	SUBTOTAL SALARIES & WAGES	**294,102**	**0**	**0**	**0**	**0**	**0**	**294,102**
519100	Retirement Contribution	23,528	0	0	0	0	0	23,528
519200	FICA Contribution	22,499	0	0	0	0	0	22,499
519400	Life Insurance Contribution	529	0	0	0	0	0	529
	SUBTOTAL BENEFITS	**46,556**	**0**	**0**	**0**	**0**	**0**	**46,556**
	TOTAL PERSONAL SERVICES	**340,658**	**0**	**0**	**0**	**0**	**0**	**340,658**
521000	Operating Expense	40,126	0	0	0	0	0	40,126
	TOTAL NET OPERATING EXPENSES	**40,126**	**0**	**0**	**0**	**0**	**0**	**40,126**
	SUB PROGRAM TOTAL	**380,784**	**0**	**0**	**0**	**0**	**0**	**380,784**

EXPENDITURE SUMMARY
2020-2021 GENERAL OPERATING BUDGET
UNIVERSITY OF NEBRASKA AT KEARNEY

SUBPROGRAM #/NAME 28 Museums and Art Gallery

		UNRESTRICTED	DESIGNATED AND/OR RESTRICTED					
ACCOUNT	**DESCRIPTION**	**STATE AND UNIVERSITY GENERATED**	**CASH**	**REVOLVING**	**FEDERAL**	**AUXILIARIES AND SERVICES**	**TRUST**	**TOTAL**
512100	Other Administrators	115,000	0	0	0	0	0	115,000
513000	Managerial/Professional	106,996	0	0	0	0	15,876	122,872
516000	Student Wages	6,446	0	0	0	0	0	6,446
	SUBTOTAL NONFACULTY	**228,442**	**0**	**0**	**0**	**0**	**15,876**	**244,318**
	SUBTOTAL SALARIES & WAGES	**228,442**	**0**	**0**	**0**	**0**	**15,876**	**244,318**
519100	Retirement Contribution	8,559	0	0	0	0	1,270	9,829
519200	FICA Contribution	16,982	0	0	0	0	1,215	18,197
519300	Health Insurance Contribution	39,024	0	0	0	0	4,296	43,320
519400	Life Insurance Contribution	400	0	0	0	0	29	429
	SUBTOTAL BENEFITS	**64,965**	**0**	**0**	**0**	**0**	**6,810**	**71,775**
	TOTAL PERSONAL SERVICES	**293,407**	**0**	**0**	**0**	**0**	**22,686**	**316,093**
521000	Operating Expense	9,482	0	0	0	0	0	9,482
	TOTAL NET OPERATING EXPENSES	**9,482**	**0**	**0**	**0**	**0**	**0**	**9,482**
	SUB PROGRAM TOTAL	**302,889**	**0**	**0**	**0**	**0**	**22,686**	**325,575**

EXPENDITURE SUMMARY
2020-2021 GENERAL OPERATING BUDGET
UNIVERSITY OF NEBRASKA AT KEARNEY

SUBPROGRAM #/NAME 29 Academic Computing Support

		UNRESTRICTED	DESIGNATED AND/OR RESTRICTED					
ACCOUNT	**DESCRIPTION**	**STATE AND UNIVERSITY GENERATED**	**CASH**	**REVOLVING**	**FEDERAL**	**AUXILIARIES AND SERVICES**	**TRUST**	**TOTAL**
513000	Managerial/Professional	0	0	0	0	17,894	0	17,894
	SUBTOTAL NONFACULTY	**0**	**0**	**0**	**0**	**17,894**	**0**	**17,894**
	SUBTOTAL SALARIES & WAGES	**0**	**0**	**0**	**0**	**17,894**	**0**	**17,894**
519100	Retirement Contribution	0	0	0	0	954	0	954
519200	FICA Contribution	0	0	0	0	1,369	0	1,369
519300	Health Insurance Contribution	0	0	0	0	4,248	0	4,248
519400	Life Insurance Contribution	0	0	0	0	32	0	32
	SUBTOTAL BENEFITS	**0**	**0**	**0**	**0**	**6,603**	**0**	**6,603**
	TOTAL PERSONAL SERVICES	**0**	**0**	**0**	**0**	**24,497**	**0**	**24,497**
521000	Operating Expense	0	0	-489,944	0	217,909	0	-272,035
530000	Supplies & Materials	0	0	890,600	0	0	0	890,600
	TOTAL NET OPERATING EXPENSES	**0**	**0**	**400,656**	**0**	**217,909**	**0**	**618,565**
	SUB PROGRAM TOTAL	**0**	**0**	**400,656**	**0**	**242,406**	**0**	**643,062**

EXPENDITURE SUMMARY
2020-2021 GENERAL OPERATING BUDGET
UNIVERSITY OF NEBRASKA AT KEARNEY

SUBPROGRAM #/NAME 33 Physical Plant Administration

		UNRESTRICTED	DESIGNATED AND/OR RESTRICTED					
ACCOUNT	**DESCRIPTION**	**STATE AND UNIVERSITY GENERATED**	**CASH**	**REVOLVING**	**FEDERAL**	**AUXILIARIES AND SERVICES**	**TRUST**	**TOTAL**
512100	Other Administrators	78,072	0	0	0	49,635	0	127,707
513000	Managerial/Professional	223,960	0	0	0	58,858	0	282,818
514000	Clerical/Technical/Service	2,251,506	0	0	0	1,075,997	0	3,327,503
516000	Student Wages	37,773	0	0	0	42,693	0	80,466
517000	Supplemental Salaries & Wages	0	0	2,052	0	69,399	0	71,451
	SUBTOTAL NONFACULTY	**2,591,311**	**0**	**2,052**	**0**	**1,296,582**	**0**	**3,889,945**
	SUBTOTAL SALARIES & WAGES	**2,591,311**	**0**	**2,052**	**0**	**1,296,582**	**0**	**3,889,945**
519100	Retirement Contribution	165,261	0	0	0	87,858	0	253,119
519200	FICA Contribution	195,346	0	0	0	90,615	0	285,961
519300	Health Insurance Contribution	665,772	0	0	0	316,356	0	982,128
519400	Life Insurance Contribution	4,597	0	0	0	2,131	0	6,728
	SUBTOTAL BENEFITS	**1,030,976**	**0**	**0**	**0**	**496,960**	**0**	**1,527,936**
	TOTAL PERSONAL SERVICES	**3,622,287**	**0**	**2,052**	**0**	**1,793,542**	**0**	**5,417,881**
521000	Operating Expense	1,402,653	0	47,791	0	578,985	0	2,029,429
529000	Utilities	3,129,769	0	0	0	1,344,654	0	4,474,423
540000	Travel	9,500	0	0	0	3,750	0	13,250
	TOTAL NET OPERATING EXPENSES	**4,541,922**	**0**	**47,791**	**0**	**1,927,389**	**0**	**6,517,102**
	SUB PROGRAM TOTAL	**8,164,209**	**0**	**49,843**	**0**	**3,720,931**	**0**	**11,934,983**

EXPENDITURE SUMMARY
2020-2021 GENERAL OPERATING BUDGET
UNIVERSITY OF NEBRASKA AT KEARNEY

SUBPROGRAM #/NAME 35 College of Arts & Sciences

		UNRESTRICTED	DESIGNATED AND/OR RESTRICTED					
ACCOUNT	**DESCRIPTION**	**STATE AND UNIVERSITY GENERATED**	**CASH**	**REVOLVING**	**FEDERAL**	**AUXILIARIES AND SERVICES**	**TRUST**	**TOTAL**
511000 FACULTY								
	Professor	5,098,452	0	0	0	0	3,459	5,101,911
	Associate Professor	3,291,859	0	0	0	0	0	3,291,859
	Assistant Professor	2,293,574	0	0	0	0	0	2,293,574
	Other	1,256,060	0	0	0	0	0	1,256,060
	SUBTOTAL FACULTY	**11,939,945**	**0**	**0**	**0**	**0**	**3,459**	**11,943,404**
512100	Other Administrators	203,559	0	0	0	0	0	203,559
512000	Chairpersons	469,828	0	0	0	0	0	469,828
513000	Managerial/Professional	350,818	0	0	0	0	52,911	403,729
514000	Clerical/Technical/Service	567,398	0	0	0	0	2,404	569,802
515000	Other Academic	10,986	0	0	0	0	0	10,986
516000	Student Wages	160,510	0	0	0	0	0	160,510
	SUBTOTAL NONFACULTY	**1,763,099**	**0**	**0**	**0**	**0**	**55,315**	**1,818,414**
	SUBTOTAL SALARIES & WAGES	**13,703,044**	**0**	**0**	**0**	**0**	**58,774**	**13,761,818**
519100	Retirement Contribution	1,054,658	0	0	0	0	4,702	1,059,360
519200	FICA Contribution	1,033,255	0	0	0	0	4,497	1,037,752
519300	Health Insurance Contribution	2,290,647	0	0	0	0	6,804	2,297,451
519400	Life Insurance Contribution	24,272	0	0	0	0	100	24,372
	SUBTOTAL BENEFITS	**4,402,832**	**0**	**0**	**0**	**0**	**16,103**	**4,418,935**
	TOTAL PERSONAL SERVICES	**18,105,876**	**0**	**0**	**0**	**0**	**74,877**	**18,180,753**
521000	Operating Expense	760,087	0	0	0	0	33,000	793,087
540000	Travel	70,645	0	0	0	0	0	70,645
550000	Capital Outlay	103,264	0	0	0	0	0	103,264
560000	Government Aid	1,879	0	0	0	0	0	1,879
	TOTAL NET OPERATING EXPENSES	**935,875**	**0**	**0**	**0**	**0**	**33,000**	**968,875**
	SUB PROGRAM TOTAL	**19,041,751**	**0**	**0**	**0**	**0**	**107,877**	**19,149,628**

EXPENDITURE SUMMARY
2020-2021 GENERAL OPERATING BUDGET
UNIVERSITY OF NEBRASKA AT KEARNEY

SUBPROGRAM #/NAME 41 Executive Administration

		UNRESTRICTED	DESIGNATED AND/OR RESTRICTED					
ACCOUNT	**DESCRIPTION**	**STATE AND UNIVERSITY GENERATED**	**CASH**	**REVOLVING**	**FEDERAL**	**AUXILIARIES AND SERVICES**	**TRUST**	**TOTAL**
	Other	4,250	0	0	0	0	0	4,250
	SUBTOTAL FACULTY	**4,250**	**0**	**0**	**0**	**0**	**0**	**4,250**
512100	Other Administrators	452,402	0	0	0	0	39,647	492,049
513000	Managerial/Professional	76,743	0	0	0	0	0	76,743
514000	Clerical/Technical/Service	35,713	0	0	0	0	0	35,713
	SUBTOTAL NONFACULTY	**564,858**	**0**	**0**	**0**	**0**	**39,647**	**604,505**
	SUBTOTAL SALARIES & WAGES	**569,108**	**0**	**0**	**0**	**0**	**39,647**	**608,755**
519100	Retirement Contribution	45,529	0	0	0	0	0	45,529
519200	FICA Contribution	33,451	0	0	0	0	1,503	34,954
519300	Health Insurance Contribution	41,748	0	0	0	0	0	41,748
519400	Life Insurance Contribution	673	0	0	0	0	0	673
	SUBTOTAL BENEFITS	**121,401**	**0**	**0**	**0**	**0**	**1,503**	**122,904**
	TOTAL PERSONAL SERVICES	**690,509**	**0**	**0**	**0**	**0**	**41,150**	**731,659**
521000	Operating Expense	49,777	0	0	0	0	0	49,777
540000	Travel	7,230	0	0	0	0	0	7,230
550000	Capital Outlay	2,193	0	0	0	0	0	2,193
	TOTAL NET OPERATING EXPENSES	**59,200**	**0**	**0**	**0**	**0**	**0**	**59,200**
	SUB PROGRAM TOTAL	**749,709**	**0**	**0**	**0**	**0**	**41,150**	**790,859**

EXPENDITURE SUMMARY
2020-2021 GENERAL OPERATING BUDGET
UNIVERSITY OF NEBRASKA AT KEARNEY

SUBPROGRAM #/NAME 42 Student Affairs

		UNRESTRICTED	DESIGNATED AND/OR RESTRICTED					
ACCOUNT	**DESCRIPTION**	**STATE AND UNIVERSITY GENERATED**	**CASH**	**REVOLVING**	**FEDERAL**	**AUXILIARIES AND SERVICES**	**TRUST**	**TOTAL**
512100	Other Administrators	597,760	0	0	0	225,889	0	823,649
513000	Managerial/Professional	1,594,703	0	0	132,040	681,077	0	2,407,820
514000	Clerical/Technical/Service	577,888	0	0	55,390	84,120	0	717,398
515000	Other Academic	0	0	0	0	22,180	0	22,180
516000	Student Wages	77,966	0	149,252	0	116,932	0	344,150
517000	Supplemental Salaries & Wages	0	0	0	0	800,423	0	800,423
	SUBTOTAL NONFACULTY	**2,848,317**	**0**	**149,252**	**187,430**	**1,930,621**	**0**	**5,115,620**
	SUBTOTAL SALARIES & WAGES	**2,848,317**	**0**	**149,252**	**187,430**	**1,930,621**	**0**	**5,115,620**
519100	Retirement Contribution	190,412	0	0	13,737	75,654	0	279,803
519200	FICA Contribution	210,551	0	0	14,338	75,767	0	300,656
519300	Health Insurance Contribution	654,990	0	0	68,508	203,633	0	927,131
519400	Life Insurance Contribution	4,914	0	0	337	1,783	0	7,034
	SUBTOTAL BENEFITS	**1,060,867**	**0**	**0**	**96,920**	**356,837**	**0**	**1,514,624**
	TOTAL PERSONAL SERVICES	**3,909,184**	**0**	**149,252**	**284,350**	**2,287,458**	**0**	**6,630,244**
521000	Operating Expense	348,922	0	100	0	5,590,221	0	5,939,243
540000	Travel	43,135	0	0	0	5,000	0	48,135
560000	Government Aid	0	0	0	0	11,500	0	11,500
	TOTAL NET OPERATING EXPENSES	**392,057**	**0**	**100**	**0**	**5,606,721**	**0**	**5,998,878**
	SUB PROGRAM TOTAL	**4,301,241**	**0**	**149,352**	**284,350**	**7,894,179**	**0**	**12,629,122**

EXPENDITURE SUMMARY
2020-2021 GENERAL OPERATING BUDGET
UNIVERSITY OF NEBRASKA AT KEARNEY

SUBPROGRAM #/NAME 43 Business and Finance

		UNRESTRICTED	DESIGNATED AND/OR RESTRICTED					
ACCOUNT	**DESCRIPTION**	**STATE AND UNIVERSITY GENERATED**	**CASH**	**REVOLVING**	**FEDERAL**	**AUXILIARIES AND SERVICES**	**TRUST**	**TOTAL**
512100	Other Administrators	355,455	0	0	0	332,435	0	687,890
513000	Managerial/Professional	655,771	0	0	0	308,116	27,971	991,858
514000	Clerical/Technical/Service	460,017	0	0	0	321,815	0	781,832
516000	Student Wages	9,727	0	0	0	31,883	0	41,610
517000	Supplemental Salaries & Wages	0	0	0	0	5,095	0	5,095
	SUBTOTAL NONFACULTY	**1,480,970**	**0**	**0**	**0**	**999,344**	**27,971**	**2,508,285**
	SUBTOTAL SALARIES & WAGES	**1,480,970**	**0**	**0**	**0**	**999,344**	**27,971**	**2,508,285**
519100	Retirement Contribution	107,387	0	0	0	70,006	2,238	179,631
519200	FICA Contribution	112,161	0	0	0	73,621	2,140	187,922
519300	Health Insurance Contribution	233,652	0	0	0	179,652	8,448	421,752
519400	Life Insurance Contribution	2,605	0	0	0	1,732	50	4,387
519800	Workers Compensation	0	0	0	0	0	11,671	11,671
	SUBTOTAL BENEFITS	**455,805**	**0**	**0**	**0**	**325,011**	**24,547**	**805,363**
	TOTAL PERSONAL SERVICES	**1,936,775**	**0**	**0**	**0**	**1,324,355**	**52,518**	**3,313,648**
521000	Operating Expense	332,074	0	0	0	333,481	0	665,555
540000	Travel	10,480	0	0	0	9,138	0	19,618
550000	Capital Outlay	691	0	0	0	6,816	0	7,507
	TOTAL NET OPERATING EXPENSES	**343,245**	**0**	**0**	**0**	**349,435**	**0**	**692,680**
	SUB PROGRAM TOTAL	**2,280,020**	**0**	**0**	**0**	**1,673,790**	**52,518**	**4,006,328**

EXPENDITURE SUMMARY
2020-2021 GENERAL OPERATING BUDGET
UNIVERSITY OF NEBRASKA AT KEARNEY

SUBPROGRAM #/NAME 44 General Expense

		UNRESTRICTED	DESIGNATED AND/OR RESTRICTED					
ACCOUNT	**DESCRIPTION**	**STATE AND UNIVERSITY GENERATED**	**CASH**	**REVOLVING**	**FEDERAL**	**AUXILIARIES AND SERVICES**	**TRUST**	**TOTAL**
512100	Other Administrators	83,067	0	0	0	24,158	0	107,225
513000	Managerial/Professional	661,084	0	0	0	27,549	0	688,633
514000	Clerical/Technical/Service	53,423	0	0	0	0	0	53,423
516000	Student Wages	284	0	0	0	0	0	284
517000	Supplemental Salaries & Wages	5,855	0	0	0	0	0	5,855
	SUBTOTAL NONFACULTY	**803,713**	**0**	**0**	**0**	**51,707**	**0**	**855,420**
	SUBTOTAL SALARIES & WAGES	**803,713**	**0**	**0**	**0**	**51,707**	**0**	**855,420**
519100	Retirement Contribution	57,454	0	0	0	4,137	0	61,591
519200	FICA Contribution	61,014	0	0	0	3,956	0	64,970
519300	Health Insurance Contribution	135,324	0	0	0	8,592	0	143,916
519400	Life Insurance Contribution	1,436	0	0	0	93	0	1,529
519700	Unemployment Compensation	46,000	0	0	0	5,000	0	51,000
519800	Workers Compensation	130,816	0	9,376	0	18,773	0	158,965
	SUBTOTAL BENEFITS	**432,044**	**0**	**9,376**	**0**	**40,551**	**0**	**481,971**
	TOTAL PERSONAL SERVICES	**1,235,757**	**0**	**9,376**	**0**	**92,258**	**0**	**1,337,391**
521000	Operating Expense	964,434	0	1,000	0	6,572,480	0	7,537,914
540000	Travel	8,156	0	0	0	0	0	8,156
550000	Capital Outlay	300	0	0	0	0	0	300
	TOTAL NET OPERATING EXPENSES	**972,890**	**0**	**1,000**	**0**	**6,572,480**	**0**	**7,546,370**
	SUB PROGRAM TOTAL	**2,208,647**	**0**	**10,376**	**0**	**6,664,738**	**0**	**8,883,761**

EXPENDITURE SUMMARY
2020-2021 GENERAL OPERATING BUDGET
UNIVERSITY OF NEBRASKA AT KEARNEY

SUBPROGRAM #/NAME 74 Agency Funds

		UNRESTRICTED	DESIGNATED AND/OR RESTRICTED					
ACCOUNT	**DESCRIPTION**	**STATE AND UNIVERSITY GENERATED**	**CASH**	**REVOLVING**	**FEDERAL**	**AUXILIARIES AND SERVICES**	**TRUST**	**TOTAL**
560000	Government Aid	0	0	0	23,290,000	0	0	23,290,000
	TOTAL NET OPERATING EXPENSES	**0**	**0**	**0**	**23,290,000**	**0**	**0**	**23,290,000**
	SUB PROGRAM TOTAL	**0**	**0**	**0**	**23,290,000**	**0**	**0**	**23,290,000**

EXPENDITURE SUMMARY
2020-2021 GENERAL OPERATING BUDGET
UNIVERSITY OF NEBRASKA AT KEARNEY

SUBPROGRAM #/NAME 77 Intercollegiate Athletics

		UNRESTRICTED	DESIGNATED AND/OR RESTRICTED					
ACCOUNT	**DESCRIPTION**	**STATE AND UNIVERSITY GENERATED**	**CASH**	**REVOLVING**	**FEDERAL**	**AUXILIARIES AND SERVICES**	**TRUST**	**TOTAL**
512100	Other Administrators	802,336	0	0	0	0	0	802,336
513000	Managerial/Professional	1,024,846	0	0	0	89,203	0	1,114,049
514000	Clerical/Technical/Service	72,445	0	0	0	0	0	72,445
515000	Other Academic	54,930	0	0	0	0	0	54,930
	SUBTOTAL NONFACULTY	**1,954,557**	**0**	**0**	**0**	**89,203**	**0**	**2,043,760**
	SUBTOTAL SALARIES & WAGES	**1,954,557**	**0**	**0**	**0**	**89,203**	**0**	**2,043,760**
519100	Retirement Contribution	151,970	0	0	0	6,461	0	158,431
519200	FICA Contribution	145,321	0	0	0	6,824	0	152,145
519300	Health Insurance Contribution	585,176	0	0	0	23,496	0	608,672
519400	Life Insurance Contribution	3,419	0	0	0	161	0	3,580
	SUBTOTAL BENEFITS	**885,886**	**0**	**0**	**0**	**36,942**	**0**	**922,828**
	TOTAL PERSONAL SERVICES	**2,840,443**	**0**	**0**	**0**	**126,145**	**0**	**2,966,588**
521000	Operating Expense	-173,349	0	0	0	328,038	0	154,689
550000	Capital Outlay	100,000	0	0	0	0	0	100,000
	TOTAL NET OPERATING EXPENSES	**-73,349**	**0**	**0**	**0**	**328,038**	**0**	**254,689**
	SUB PROGRAM TOTAL	**2,767,094**	**0**	**0**	**0**	**454,183**	**0**	**3,221,277**

EXPENDITURE SUMMARY
2020-2021 GENERAL OPERATING BUDGET
UNIVERSITY OF NEBRASKA AT KEARNEY

SUBPROGRAM #/NAME 98 Company Balance Sheets

		UNRESTRICTED	DESIGNATED AND/OR RESTRICTED					
ACCOUNT	**DESCRIPTION**	**STATE AND UNIVERSITY GENERATED**	**CASH**	**REVOLVING**	**FEDERAL**	**AUXILIARIES AND SERVICES**	**TRUST**	**TOTAL**
513000	Managerial/Professional	0	0	0	0	224,863	0	224,863
514000	Clerical/Technical/Service	0	0	0	0	18,999	0	18,999
	SUBTOTAL NONFACULTY	**0**	**0**	**0**	**0**	**243,862**	**0**	**243,862**
	SUBTOTAL SALARIES & WAGES	**0**	**0**	**0**	**0**	**243,862**	**0**	**243,862**
519100	Retirement Contribution	0	0	0	0	19,509	0	19,509
519200	FICA Contribution	0	0	0	0	18,655	0	18,655
519300	Health Insurance Contribution	0	0	0	0	55,308	0	55,308
519400	Life Insurance Contribution	0	0	0	0	439	0	439
	SUBTOTAL BENEFITS	**0**	**0**	**0**	**0**	**93,911**	**0**	**93,911**
	TOTAL PERSONAL SERVICES	**0**	**0**	**0**	**0**	**337,773**	**0**	**337,773**
521000	Operating Expense	0	0	0	0	12,000	0	12,000
	TOTAL NET OPERATING EXPENSES	**0**	**0**	**0**	**0**	**12,000**	**0**	**12,000**
	SUB PROGRAM TOTAL	**0**	**0**	**0**	**0**	**349,773**	**0**	**349,773**

EXPENDITURE SUMMARY
2020-2021 GENERAL OPERATING BUDGET
UNIVERSITY OF NEBRASKA AT KEARNEY

SUBPROGRAM #/NAME 99 Income Activity

		UNRESTRICTED	DESIGNATED AND/OR RESTRICTED					
ACCOUNT	**DESCRIPTION**	**STATE AND UNIVERSITY GENERATED**	**CASH**	**REVOLVING**	**FEDERAL**	**AUXILIARIES AND SERVICES**	**TRUST**	**TOTAL**
	Other	0	0	0	363,248	0	829,542	1,192,790
	SUBTOTAL FACULTY	**0**	**0**	**0**	**363,248**	**0**	**829,542**	**1,192,790**
516000	Student Wages	0	0	0	308,563	0	284,140	592,703
517000	Supplemental Salaries & Wages	0	0	50	0	0	0	50
	SUBTOTAL NONFACULTY	**0**	**0**	**50**	**308,563**	**0**	**284,140**	**592,753**
	SUBTOTAL SALARIES & WAGES	**0**	**0**	**50**	**671,811**	**0**	**1,113,682**	**1,785,543**
519100	Retirement Contribution	0	0	0	29,059	0	66,363	95,422
519200	FICA Contribution	0	0	0	27,789	0	63,461	91,250
519300	Health Insurance Contribution	0	0	0	107,172	0	112,118	219,290
519400	Life Insurance Contribution	0	0	0	654	0	1,493	2,147
	SUBTOTAL BENEFITS	**0**	**0**	**0**	**164,674**	**0**	**243,435**	**408,109**
	TOTAL PERSONAL SERVICES	**0**	**0**	**50**	**836,485**	**0**	**1,357,117**	**2,193,652**
521000	Operating Expense	0	0	775,100	994,550	0	1,041,696	2,811,346
560000	Government Aid	0	0	0	9,575,000	0	10,041,851	19,616,851
	TOTAL NET OPERATING EXPENSES	**0**	**0**	**775,100**	**10,569,550**	**0**	**11,083,547**	**22,428,197**
	SUB PROGRAM TOTAL	**0**	**0**	**775,150**	**11,406,035**	**0**	**12,440,664**	**24,621,849**

EXPENDITURE SUMMARY
2020-2021 GENERAL OPERATING BUDGET
UNIVERSITY OF NEBRASKA CENTRAL ADMINISTRATION
INCLUDING ITS

CAMPUS TOTAL

ACCOUNT	DESCRIPTION	UNRESTRICTED STATE AND UNIVERSITY GENERATED	DESIGNATED AND/OR RESTRICTED CASH	REVOLVING	FEDERAL	AUXILIARIES AND SERVICES	TRUST	TOTAL
511000	FACULTY							
	Professor	60,863	0	0	0	0	0	60,863
	SUBTOTAL FACULTY	**60,863**	**0**	**0**	**0**	**0**	**0**	**60,863**
512100	Other Administrators	8,338,210	0	470,458	170,100	0	731,246	9,710,014
513000	Managerial/Professional	17,621,691	171,591	9,816,928	77,542	105,479	3,004,107	30,797,338
514000	Clerical/Technical/Service	1,086,919	0	1,316,764	79,594	195,292	236,351	2,914,920
515000	Other Academic	0	0	42,697	0	0	0	42,697
516000	Student Wages	188,660	0	745,020	0	91,641	0	1,025,321
517000	Supplemental Salaries & Wages	4,855,087	0	20,000	0	0	0	4,875,087
	SUBTOTAL NONFACULTY	**32,090,567**	**171,591**	**12,411,867**	**327,236**	**392,412**	**3,971,704**	**49,365,377**
	SUBTOTAL SALARIES & WAGES	**32,151,430**	**171,591**	**12,411,867**	**327,236**	**392,412**	**3,971,704**	**49,426,240**
519100	Retirement Contribution	1,885,099	12,811	781,946	23,234	19,621	222,415	2,945,126
519200	FICA Contribution	1,843,578	12,450	881,242	24,870	24,722	254,188	3,041,050
519300	Health Insurance Contribution	4,115,354	27,967	2,333,430	64,793	65,533	599,728	7,206,805
519400	Life Insurance Contribution	26,551	181	12,413	327	392	3,972	43,836
519700	Unemployment Compensation	0	0	535	0	0	0	535
519800	Workers Compensation	82,547	0	25,180	663	797	8,057	117,244
	SUBTOTAL BENEFITS	**7,953,129**	**53,409**	**4,034,746**	**113,887**	**111,065**	**1,088,360**	**13,354,596**
	TOTAL PERSONAL SERVICES	**40,104,559**	**225,000**	**16,446,613**	**441,123**	**503,477**	**5,060,064**	**62,780,836**
521000	Operating Expense	44,962,656	375,000	9,838,631	1,558,877	1,773,473	2,939,936	61,448,573
529000	Utilities	75,000	0	0	0	0	0	75,000
530000	Supplies & Materials	99,000	0	0	0	0	0	99,000
540000	Travel	166,128	0	61,875	0	0	0	228,003
550000	Capital Outlay	0	0	252,881	0	0	0	252,881
570000	Cost of Goods Sold	0	0	1,400,000	0	4,723,050	0	6,123,050
	TOTAL NET OPERATING EXPENSES	**45,302,784**	**375,000**	**11,553,387**	**1,558,877**	**6,496,523**	**2,939,936**	**68,226,507**
	CAMPUS TOTAL	**85,407,343**	**600,000**	**28,000,000**	**2,000,000**	**7,000,000**	**8,000,000**	**131,007,343**

REVENUE SUMMARY
2020-2021 GENERAL OPERATING BUDGET
UNIVERSITY OF NEBRASKA CENTRAL ADMINISTRATION
INCLUDING UNCSN

CAMPUS TOTAL

		UNRESTRICTED	DESIGNATED AND/OR RESTRICTED					
							8/3/20	6:44:18PM
ACCOUNT	**DESCRIPTION**	**STATE AND UNIVERSITY GENERATED**	**CASH**	**REVOLVING**	**FEDERAL**	**AUXILIARIES AND SERVICES**	**TRUST**	**TOTAL**
410000	State Appropriation	71,907,343	0	0	0	0	0	71,907,343
TOTAL STATE SUPPORT		**71,907,343**	**0**	**0**	**0**	**0**	**0**	**71,907,343**
460000	Restricted Revenue	0	0	0	2,000,000	0	0	2,000,000
TOTAL FEDERAL FUND		**0**	**0**	**0**	**2,000,000**	**0**	**0**	**2,000,000**
442810	Other Student Fees	0	0	8,675,379	0	0	0	8,675,379
450000	Sales and Services	0	0	19,324,621	0	7,000,000	0	26,324,621
TOTAL REVOLVING FUND		**0**	**0**	**28,000,000**	**0**	**7,000,000**	**0**	**35,000,000**
460000	Restricted Revenue	0	0	0	0	0	8,000,000	8,000,000
TOTAL TRUST FUND		**0**	**0**	**0**	**0**	**0**	**8,000,000**	**8,000,000**
TOTAL GROSS TUITION		**0**	**0**	**0**	**0**	**0**	**0**	**0**
TOTAL TUITION OFFSETS		**0**	**0**	**0**	**0**	**0**	**0**	**0**
SUBTOTAL NET TUITION (CASH)		**0**	**0**	**0**	**0**	**0**	**0**	**0**
SUBTOTAL STUDENT FEES		**0**	**0**	**0**	**0**	**0**	**0**	**0**
450000	Sales and Services	0	600,000	0	0	0	0	600,000
461900	Indirect Costs-Federal	300,000	0	0	0	0	0	300,000
490000	Other Revenues	11,200,000	0	0	0	0	0	11,200,000
490200	Misc Other Income	2,000,000	0	0	0	0	0	2,000,000
SUBTOTAL OTHER CASH		**13,500,000**	**600,000**	**0**	**0**	**0**	**0**	**14,100,000**
TOTAL CASH FUND		**13,500,000**	**600,000**	**0**	**0**	**0**	**0**	**14,100,000**
TOTAL REVENUE		**85,407,343**	**600,000**	**28,000,000**	**2,000,000**	**7,000,000**	**8,000,000**	**131,007,343**

EXPENDITURE SUMMARY
2020-2021 GENERAL OPERATING BUDGET
UNIVERSITY OF NEBRASKA CENTRAL ADMINISTRATION
INCLUDING ITS

SUBPROGRAM #/NAME 29 Information Technology Services

		UNRESTRICTED	DESIGNATED AND/OR RESTRICTED					
ACCOUNT	**DESCRIPTION**	**STATE AND UNIVERSITY GENERATED**	**CASH**	**REVOLVING**	**FEDERAL**	**AUXILIARIES AND SERVICES**	**TRUST**	**TOTAL**
511000 FACULTY								
	Professor	60,863	0	0	0	0	0	60,863
	SUBTOTAL FACULTY	**60,863**	**0**	**0**	**0**	**0**	**0**	**60,863**
512100	Other Administrators	1,706,613	0	115,428	0	0	0	1,822,041
513000	Managerial/Professional	9,253,162	171,591	5,921,196	0	105,479	0	15,451,428
514000	Clerical/Technical/Service	423,232	0	581,506	0	195,292	0	1,200,030
516000	Student Wages	148,260	0	724,199	0	91,641	0	964,100
517000	Supplemental Salaries & Wages	744,372	0	20,000	0	0	0	764,372
	SUBTOTAL NONFACULTY	**12,275,639**	**171,591**	**7,362,329**	**0**	**392,412**	**0**	**20,201,971**
	SUBTOTAL SALARIES & WAGES	**12,336,502**	**171,591**	**7,362,329**	**0**	**392,412**	**0**	**20,262,834**
519100	Retirement Contribution	755,770	12,811	463,825	0	19,621	0	1,252,027
519200	FICA Contribution	746,056	12,450	522,726	0	24,722	0	1,305,954
519300	Health Insurance Contribution	1,649,915	27,967	1,384,117	0	65,533	0	3,127,532
519400	Life Insurance Contribution	10,647	181	7,364	0	392	0	18,584
519800	Workers Compensation	32,344	0	14,936	0	797	0	48,077
	SUBTOTAL BENEFITS	**3,194,732**	**53,409**	**2,392,968**	**0**	**111,065**	**0**	**5,752,174**
	TOTAL PERSONAL SERVICES	**15,531,234**	**225,000**	**9,755,297**	**0**	**503,477**	**0**	**26,015,008**
521000	Operating Expense	3,239,249	375,000	10,030,268	0	873,473	0	14,517,990
570000	Cost of Goods Sold	0	0	1,400,000	0	4,723,050	0	6,123,050
	TOTAL NET OPERATING EXPENSES	**3,239,249**	**375,000**	**11,430,268**	**0**	**5,596,523**	**0**	**20,641,040**
	SUB PROGRAM TOTAL	**18,770,483**	**600,000**	**21,185,565**	**0**	**6,100,000**	**0**	**46,656,048**

EXPENDITURE SUMMARY
2020-2021 GENERAL OPERATING BUDGET
UNIVERSITY OF NEBRASKA CENTRAL ADMINISTRATION
INCLUDING ITS

SUBPROGRAM #/NAME 30 Distance Education

		UNRESTRICTED	DESIGNATED AND/OR RESTRICTED					
ACCOUNT	**DESCRIPTION**	**STATE AND UNIVERSITY GENERATED**	**CASH**	**REVOLVING**	**FEDERAL**	**AUXILIARIES AND SERVICES**	**TRUST**	**TOTAL**
512100	Other Administrators	0	0	180,030	0	0	0	180,030
513000	Managerial/Professional	0	0	1,012,593	0	0	0	1,012,593
514000	Clerical/Technical/Service	0	0	225,893	0	0	0	225,893
515000	Other Academic	0	0	42,697	0	0	0	42,697
	SUBTOTAL NONFACULTY	**0**	**0**	**1,461,213**	**0**	**0**	**0**	**1,461,213**
	SUBTOTAL SALARIES & WAGES	**0**	**0**	**1,461,213**	**0**	**0**	**0**	**1,461,213**
519100	Retirement Contribution	0	0	92,056	0	0	0	92,056
519200	FICA Contribution	0	0	103,746	0	0	0	103,746
519300	Health Insurance Contribution	0	0	274,708	0	0	0	274,708
519400	Life Insurance Contribution	0	0	1,461	0	0	0	1,461
519800	Workers Compensation	0	0	2,964	0	0	0	2,964
	SUBTOTAL BENEFITS	**0**	**0**	**474,935**	**0**	**0**	**0**	**474,935**
	TOTAL PERSONAL SERVICES	**0**	**0**	**1,936,148**	**0**	**0**	**0**	**1,936,148**
521000	Operating Expense	0	0	630,743	0	0	0	630,743
550000	Capital Outlay	0	0	252,881	0	0	0	252,881
	TOTAL NET OPERATING EXPENSES	**0**	**0**	**883,624**	**0**	**0**	**0**	**883,624**
	SUB PROGRAM TOTAL	**0**	**0**	**2,819,772**	**0**	**0**	**0**	**2,819,772**

EXPENDITURE SUMMARY
2020-2021 GENERAL OPERATING BUDGET
UNIVERSITY OF NEBRASKA CENTRAL ADMINISTRATION
INCLUDING ITS

SUBPROGRAM #/NAME 31 EPSCoR

		UNRESTRICTED	DESIGNATED AND/OR RESTRICTED					
ACCOUNT	**DESCRIPTION**	**STATE AND UNIVERSITY GENERATED**	**CASH**	**REVOLVING**	**FEDERAL**	**AUXILIARIES AND SERVICES**	**TRUST**	**TOTAL**
512100	Other Administrators	42,525	0	0	170,100	0	0	212,625
513000	Managerial/Professional	19,386	0	0	77,542	0	0	96,928
514000	Clerical/Technical/Service	19,898	0	0	79,594	0	0	99,492
	SUBTOTAL NONFACULTY	**81,809**	**0**	**0**	**327,236**	**0**	**0**	**409,045**
	SUBTOTAL SALARIES & WAGES	**81,809**	**0**	**0**	**327,236**	**0**	**0**	**409,045**
519100	Retirement Contribution	5,808	0	0	23,234	0	0	29,042
519200	FICA Contribution	5,645	0	0	24,870	0	0	30,515
519300	Health Insurance Contribution	12,680	0	0	64,793	0	0	77,473
519400	Life Insurance Contribution	82	0	0	327	0	0	409
519800	Workers Compensation	0	0	0	663	0	0	663
	SUBTOTAL BENEFITS	**24,215**	**0**	**0**	**113,887**	**0**	**0**	**138,102**
	TOTAL PERSONAL SERVICES	**106,024**	**0**	**0**	**441,123**	**0**	**0**	**547,147**
521000	Operating Expense	309,267	0	0	1,558,877	0	0	1,868,144
	TOTAL NET OPERATING EXPENSES	**309,267**	**0**	**0**	**1,558,877**	**0**	**0**	**1,868,144**
	SUB PROGRAM TOTAL	**415,291**	**0**	**0**	**2,000,000**	**0**	**0**	**2,415,291**

EXPENDITURE SUMMARY
2020-2021 GENERAL OPERATING BUDGET
UNIVERSITY OF NEBRASKA CENTRAL ADMINISTRATION
INCLUDING ITS

SUBPROGRAM #/NAME 32 Research Initiative

		UNRESTRICTED	DESIGNATED AND/OR RESTRICTED					
ACCOUNT	**DESCRIPTION**	**STATE AND UNIVERSITY GENERATED**	**CASH**	**REVOLVING**	**FEDERAL**	**AUXILIARIES AND SERVICES**	**TRUST**	**TOTAL**
513000	Managerial/Professional	66,300	0	0	0	0	0	66,300
	SUBTOTAL NONFACULTY	**66,300**	**0**	**0**	**0**	**0**	**0**	**66,300**
	SUBTOTAL SALARIES & WAGES	**66,300**	**0**	**0**	**0**	**0**	**0**	**66,300**
519100	Retirement Contribution	4,707	0	0	0	0	0	4,707
519200	FICA Contribution	4,575	0	0	0	0	0	4,575
519300	Health Insurance Contribution	10,277	0	0	0	0	0	10,277
519400	Life Insurance Contribution	66	0	0	0	0	0	66
	SUBTOTAL BENEFITS	**19,625**	**0**	**0**	**0**	**0**	**0**	**19,625**
	TOTAL PERSONAL SERVICES	**85,925**	**0**	**0**	**0**	**0**	**0**	**85,925**
521000	Operating Expense	11,318,262	0	0	0	0	0	11,318,262
	TOTAL NET OPERATING EXPENSES	**11,318,262**	**0**	**0**	**0**	**0**	**0**	**11,318,262**
	SUB PROGRAM TOTAL	**11,404,187**	**0**	**0**	**0**	**0**	**0**	**11,404,187**

EXPENDITURE SUMMARY
2020-2021 GENERAL OPERATING BUDGET
UNIVERSITY OF NEBRASKA CENTRAL ADMINISTRATION
INCLUDING ITS

SUBPROGRAM #/NAME 33 Facilities Management & Planning

		UNRESTRICTED	DESIGNATED AND/OR RESTRICTED					
ACCOUNT	**DESCRIPTION**	**STATE AND UNIVERSITY GENERATED**	**CASH**	**REVOLVING**	**FEDERAL**	**AUXILIARIES AND SERVICES**	**TRUST**	**TOTAL**
512100	Other Administrators	200,000	0	175,000	0	0	0	375,000
513000	Managerial/Professional	519,940	0	2,883,139	0	0	0	3,403,079
514000	Clerical/Technical/Service	15,600	0	509,365	0	0	0	524,965
516000	Student Wages	0	0	20,821	0	0	0	20,821
	SUBTOTAL NONFACULTY	**735,540**	**0**	**3,588,325**	**0**	**0**	**0**	**4,323,865**
	SUBTOTAL SALARIES & WAGES	**735,540**	**0**	**3,588,325**	**0**	**0**	**0**	**4,323,865**
519100	Retirement Contribution	52,223	0	226,065	0	0	0	278,288
519200	FICA Contribution	50,752	0	254,770	0	0	0	305,522
519300	Health Insurance Contribution	114,009	0	674,605	0	0	0	788,614
519400	Life Insurance Contribution	735	0	3,588	0	0	0	4,323
519700	Unemployment Compensation	0	0	535	0	0	0	535
519800	Workers Compensation	2,292	0	7,280	0	0	0	9,572
	SUBTOTAL BENEFITS	**220,011**	**0**	**1,166,843**	**0**	**0**	**0**	**1,386,854**
	TOTAL PERSONAL SERVICES	**955,551**	**0**	**4,755,168**	**0**	**0**	**0**	**5,710,719**
521000	Operating Expense	11,002,386	0	-822,380	0	0	0	10,180,006
540000	Travel	2,278	0	61,875	0	0	0	64,153
	TOTAL NET OPERATING EXPENSES	**11,004,664**	**0**	**-760,505**	**0**	**0**	**0**	**10,244,159**
	SUB PROGRAM TOTAL	**11,960,215**	**0**	**3,994,663**	**0**	**0**	**0**	**15,954,878**

EXPENDITURE SUMMARY
2020-2021 GENERAL OPERATING BUDGET
UNIVERSITY OF NEBRASKA CENTRAL ADMINISTRATION
INCLUDING ITS

SUBPROGRAM #/NAME 41 System Administration

		UNRESTRICTED	DESIGNATED AND/OR RESTRICTED					
ACCOUNT	**DESCRIPTION**	**STATE AND UNIVERSITY GENERATED**	**CASH**	**REVOLVING**	**FEDERAL**	**AUXILIARIES AND SERVICES**	**TRUST**	**TOTAL**
512100	Other Administrators	5,480,540	0	0	0	0	0	5,480,540
513000	Managerial/Professional	2,417,196	0	0	0	0	45,900	2,463,096
514000	Clerical/Technical/Service	435,936	0	0	0	0	0	435,936
516000	Student Wages	40,400	0	0	0	0	0	40,400
517000	Supplemental Salaries & Wages	2,052,406	0	0	0	0	0	2,052,406
	SUBTOTAL NONFACULTY	**10,426,478**	**0**	**0**	**0**	**0**	**45,900**	**10,472,378**
	SUBTOTAL SALARIES & WAGES	**10,426,478**	**0**	**0**	**0**	**0**	**45,900**	**10,472,378**
519100	Retirement Contribution	608,514	0	0	0	0	2,570	611,084
519200	FICA Contribution	591,375	0	0	0	0	2,938	594,313
519300	Health Insurance Contribution	1,328,444	0	0	0	0	6,931	1,335,375
519400	Life Insurance Contribution	8,569	0	0	0	0	46	8,615
519800	Workers Compensation	47,911	0	0	0	0	93	48,004
	SUBTOTAL BENEFITS	**2,584,813**	**0**	**0**	**0**	**0**	**12,578**	**2,597,391**
	TOTAL PERSONAL SERVICES	**13,011,291**	**0**	**0**	**0**	**0**	**58,478**	**13,069,769**
521000	Operating Expense	2,262,688	0	0	0	0	191,522	2,454,210
529000	Utilities	75,000	0	0	0	0	0	75,000
530000	Supplies & Materials	99,000	0	0	0	0	0	99,000
540000	Travel	163,850	0	0	0	0	0	163,850
	TOTAL NET OPERATING EXPENSES	**2,600,538**	**0**	**0**	**0**	**0**	**191,522**	**2,792,060**
	SUB PROGRAM TOTAL	**15,611,829**	**0**	**0**	**0**	**0**	**250,000**	**15,861,829**

EXPENDITURE SUMMARY
2020-2021 GENERAL OPERATING BUDGET
UNIVERSITY OF NEBRASKA CENTRAL ADMINISTRATION
INCLUDING ITS

SUBPROGRAM #/NAME 42 Nebraska Student Information System

		UNRESTRICTED	DESIGNATED AND/OR RESTRICTED					
ACCOUNT	DESCRIPTION	STATE AND UNIVERSITY GENERATED	CASH	REVOLVING	FEDERAL	AUXILIARIES AND SERVICES	TRUST	TOTAL
513000	Managerial/Professional	1,650,069	0	0	0	0	0	1,650,069
	SUBTOTAL NONFACULTY	**1,650,069**	**0**	**0**	**0**	**0**	**0**	**1,650,069**
	SUBTOTAL SALARIES & WAGES	**1,650,069**	**0**	**0**	**0**	**0**	**0**	**1,650,069**
519100	Retirement Contribution	117,155	0	0	0	0	0	117,155
519200	FICA Contribution	113,855	0	0	0	0	0	113,855
519300	Health Insurance Contribution	255,760	0	0	0	0	0	255,760
519400	Life Insurance Contribution	1,650	0	0	0	0	0	1,650
	SUBTOTAL BENEFITS	**488,420**	**0**	**0**	**0**	**0**	**0**	**488,420**
	TOTAL PERSONAL SERVICES	**2,138,489**	**0**	**0**	**0**	**0**	**0**	**2,138,489**
521000	Operating Expense	1,395,244	0	0	0	0	0	1,395,244
	TOTAL NET OPERATING EXPENSES	**1,395,244**	**0**	**0**	**0**	**0**	**0**	**1,395,244**
	SUB PROGRAM TOTAL	**3,533,733**	**0**	**0**	**0**	**0**	**0**	**3,533,733**

EXPENDITURE SUMMARY
2020-2021 GENERAL OPERATING BUDGET
UNIVERSITY OF NEBRASKA CENTRAL ADMINISTRATION
INCLUDING ITS

SUBPROGRAM #/NAME 45 SAP Activity

		UNRESTRICTED	DESIGNATED AND/OR RESTRICTED					
ACCOUNT	**DESCRIPTION**	**STATE AND UNIVERSITY GENERATED**	**CASH**	**REVOLVING**	**FEDERAL**	**AUXILIARIES AND SERVICES**	**TRUST**	**TOTAL**
513000	Managerial/Professional	2,335,751	0	0	0	0	0	2,335,751
	SUBTOTAL NONFACULTY	**2,335,751**	**0**	**0**	**0**	**0**	**0**	**2,335,751**
	SUBTOTAL SALARIES & WAGES	**2,335,751**	**0**	**0**	**0**	**0**	**0**	**2,335,751**
519100	Retirement Contribution	165,838	0	0	0	0	0	165,838
519200	FICA Contribution	161,167	0	0	0	0	0	161,167
519300	Health Insurance Contribution	362,041	0	0	0	0	0	362,041
519400	Life Insurance Contribution	2,336	0	0	0	0	0	2,336
	SUBTOTAL BENEFITS	**691,382**	**0**	**0**	**0**	**0**	**0**	**691,382**
	TOTAL PERSONAL SERVICES	**3,027,133**	**0**	**0**	**0**	**0**	**0**	**3,027,133**
521000	Operating Expense	964,237	0	0	0	0	0	964,237
	TOTAL NET OPERATING EXPENSES	**964,237**	**0**	**0**	**0**	**0**	**0**	**964,237**
	SUB PROGRAM TOTAL	**3,991,370**	**0**	**0**	**0**	**0**	**0**	**3,991,370**

EXPENDITURE SUMMARY
2020-2021 GENERAL OPERATING BUDGET
UNIVERSITY OF NEBRASKA CENTRAL ADMINISTRATION
INCLUDING ITS

SUBPROGRAM #/NAME 46 General Administration

		UNRESTRICTED	DESIGNATED AND/OR RESTRICTED					
ACCOUNT	**DESCRIPTION**	**STATE AND UNIVERSITY GENERATED**	**CASH**	**REVOLVING**	**FEDERAL**	**AUXILIARIES AND SERVICES**	**TRUST**	**TOTAL**
512100	Other Administrators	42,691	0	0	0	0	0	42,691
513000	Managerial/Professional	678,410	0	0	0	0	151,434	829,844
514000	Clerical/Technical/Service	53,571	0	0	0	0	0	53,571
517000	Supplemental Salaries & Wages	2,053,000	0	0	0	0	0	2,053,000
	SUBTOTAL NONFACULTY	**2,827,672**	**0**	**0**	**0**	**0**	**151,434**	**2,979,106**
	SUBTOTAL SALARIES & WAGES	**2,827,672**	**0**	**0**	**0**	**0**	**151,434**	**2,979,106**
519100	Retirement Contribution	55,001	0	0	0	0	8,480	63,481
519200	FICA Contribution	53,453	0	0	0	0	9,692	63,145
519300	Health Insurance Contribution	120,075	0	0	0	0	22,867	142,942
519400	Life Insurance Contribution	775	0	0	0	0	151	926
519800	Workers Compensation	0	0	0	0	0	307	307
	SUBTOTAL BENEFITS	**229,304**	**0**	**0**	**0**	**0**	**41,497**	**270,801**
	TOTAL PERSONAL SERVICES	**3,056,976**	**0**	**0**	**0**	**0**	**192,931**	**3,249,907**
521000	Operating Expense	11,961,759	0	0	0	0	7,069	11,968,828
	TOTAL NET OPERATING EXPENSES	**11,961,759**	**0**	**0**	**0**	**0**	**7,069**	**11,968,828**
	SUB PROGRAM TOTAL	**15,018,735**	**0**	**0**	**0**	**0**	**200,000**	**15,218,735**

EXPENDITURE SUMMARY
2020-2021 GENERAL OPERATING BUDGET
UNIVERSITY OF NEBRASKA CENTRAL ADMINISTRATION
INCLUDING ITS

SUBPROGRAM #/NAME 47 Buffett Early Childhood Institute

		UNRESTRICTED	DESIGNATED AND/OR RESTRICTED					
ACCOUNT	**DESCRIPTION**	**STATE AND UNIVERSITY GENERATED**	**CASH**	**REVOLVING**	**FEDERAL**	**AUXILIARIES AND SERVICES**	**TRUST**	**TOTAL**
512100	Other Administrators	653,139	0	0	0	0	731,246	1,384,385
513000	Managerial/Professional	23,751	0	0	0	0	2,806,773	2,830,524
514000	Clerical/Technical/Service	138,682	0	0	0	0	236,351	375,033
	SUBTOTAL NONFACULTY	**815,572**	**0**	**0**	**0**	**0**	**3,774,370**	**4,589,942**
	SUBTOTAL SALARIES & WAGES	**815,572**	**0**	**0**	**0**	**0**	**3,774,370**	**4,589,942**
519100	Retirement Contribution	57,906	0	0	0	0	211,365	269,271
519200	FICA Contribution	56,274	0	0	0	0	241,558	297,832
519300	Health Insurance Contribution	126,414	0	0	0	0	569,930	696,344
519400	Life Insurance Contribution	816	0	0	0	0	3,775	4,591
519800	Workers Compensation	0	0	0	0	0	7,657	7,657
	SUBTOTAL BENEFITS	**241,410**	**0**	**0**	**0**	**0**	**1,034,285**	**1,275,695**
	TOTAL PERSONAL SERVICES	**1,056,982**	**0**	**0**	**0**	**0**	**4,808,655**	**5,865,637**
521000	Operating Expense	396,518	0	0	0	0	2,741,345	3,137,863
	TOTAL NET OPERATING EXPENSES	**396,518**	**0**	**0**	**0**	**0**	**2,741,345**	**3,137,863**
	SUB PROGRAM TOTAL	**1,453,500**	**0**	**0**	**0**	**0**	**7,550,000**	**9,003,500**

EXPENDITURE SUMMARY
2020-2021 GENERAL OPERATING BUDGET
UNIVERSITY OF NEBRASKA CENTRAL ADMINISTRATION
INCLUDING ITS

SUBPROGRAM #/NAME 48 NU Online

		UNRESTRICTED	DESIGNATED AND/OR RESTRICTED					
ACCOUNT	**DESCRIPTION**	**STATE AND UNIVERSITY GENERATED**	**CASH**	**REVOLVING**	**FEDERAL**	**AUXILIARIES AND SERVICES**	**TRUST**	**TOTAL**
512100	Other Administrators	212,702	0	0	0	0	0	212,702
513000	Managerial/Professional	657,726	0	0	0	0	0	657,726
517000	Supplemental Salaries & Wages	5,309	0	0	0	0	0	5,309
	SUBTOTAL NONFACULTY	**875,737**	**0**	**0**	**0**	**0**	**0**	**875,737**
	SUBTOTAL SALARIES & WAGES	**875,737**	**0**	**0**	**0**	**0**	**0**	**875,737**
519100	Retirement Contribution	62,177	0	0	0	0	0	62,177
519200	FICA Contribution	60,426	0	0	0	0	0	60,426
519300	Health Insurance Contribution	135,739	0	0	0	0	0	135,739
519400	Life Insurance Contribution	875	0	0	0	0	0	875
	SUBTOTAL BENEFITS	**259,217**	**0**	**0**	**0**	**0**	**0**	**259,217**
	TOTAL PERSONAL SERVICES	**1,134,954**	**0**	**0**	**0**	**0**	**0**	**1,134,954**
521000	Operating Expense	2,113,046	0	0	0	0	0	2,113,046
	TOTAL NET OPERATING EXPENSES	**2,113,046**	**0**	**0**	**0**	**0**	**0**	**2,113,046**
	SUB PROGRAM TOTAL	**3,248,000**	**0**	**0**	**0**	**0**	**0**	**3,248,000**

EXPENDITURE SUMMARY
2020-2021 GENERAL OPERATING BUDGET
UNIVERSITY OF NEBRASKA CENTRAL ADMINISTRATION
INCLUDING ITS

SUBPROGRAM #/NAME 97 Clearing Centers

		UNRESTRICTED	DESIGNATED AND/OR RESTRICTED					
ACCOUNT	**DESCRIPTION**	**STATE AND UNIVERSITY GENERATED**	**CASH**	**REVOLVING**	**FEDERAL**	**AUXILIARIES AND SERVICES**	**TRUST**	**TOTAL**
521000	Operating Expense	0	0	0	0	900,000	0	900,000
	TOTAL NET OPERATING EXPENSES	**0**	**0**	**0**	**0**	**900,000**	**0**	**900,000**
	SUB PROGRAM TOTAL	**0**	**0**	**0**	**0**	**900,000**	**0**	**900,000**

COST OBJECT LISTING BY SUB PROGRAM
2020-2021GENERAL OPERATING BUDGET
UNIVERSITY OF NEBRASKA - LINCOLN
Excluding IANR and NCTA

SUBPROGRAM #/NAME: 01 Academics Affairs

UNL-State General Fund-711 State & University Generated/Unrestricted

COST OBJECT		FACULTY Dollar	FACULTY FTE	NON FACULTY Dollar	NON FACULTY FTE	EMPLOYEE BENEFITS	PERSONAL SERVICE CREDITS	TOTAL PERSONAL SERVICES	TOTAL OPERATING EXPENSES	TOTAL
21-0101-0001	Office of EVC	0	0.00	2,437,187	15.72	542,324	0	2,979,511	-9,845,184	-6,865,673
21-0101-0004	Diversity Chancellor Pool	0	0.00	11,773	0.00	0	0	11,773	60,940	72,713
21-0101-0005	EVC Commitments	3,078,433	0.00	8,729	0.25	991	0	3,088,153	-3,484,365	-396,212
21-0101-0007	Diversity Central Admin Pool	1,362,287	0.00	0	0.00	0	0	1,362,287	0	1,362,287
21-0101-0008	EVC-Distinguished Prof	256,505	0.00	0	0.00	54,622	0	311,127	0	311,127
21-0101-0010	EVC-Faculty Pool	24,708	0.00	0	0.00	88,959	0	113,667	0	113,667
21-0101-0012	VSIP Funding Pool	399,823	0.00	0	0.00	0	0	399,823	0	399,823
21-0101-0013	VSIP 2014-15 Funding Pool	175,245	0.00	0	0.00	0	0	175,245	0	175,245
21-0101-0020	EVC Summer Sessions	3,895,305	0.00	374,910	0.00	0	0	4,270,215	0	4,270,215
21-0101-0021	International Student Fee	74,380	0.00	0	0.00	0	0	74,380	0	74,380
21-0101-5100	POE EVC	0	0.00	287	0.00	0	0	287	895,293	895,580
21-0101-5702	ODE Course Development	0	0.00	0	0.00	0	0	0	1,058,865	1,058,865
21-0105-0001	Faculty Senate	0	0.00	77,134	1.00	15,181	0	92,315	16,157	108,472
21-0108-0002	College Distinguished Tchg Awards	15,375	0.00	0	0.00	0	0	15,375	0	15,375
21-0108-0004	Acad Dist Teachers & Peer Review	15,000	0.00	2,500	0.00	2,444	0	19,944	0	19,944
21-0111-0001	Honors Pgm	280,943	0.00	244,016	4.19	87,830	0	612,789	1,059	613,848
21-0111-0004	Honors Pgm-Book Scholarship	0	0.00	0	0.00	0	0	0	675,000	675,000
21-0111-5101	POE - Honors Pgm	0	0.00	71,521	1.21	0	0	71,521	60,558	132,079
21-0112-0001	Graduate Studies	0	0.00	1,456,777	26.18	377,030	0	1,833,807	194,168	2,027,975
21-0112-0005	Grad Studies Grambling State	0	0.00	0	0.00	0	0	0	10,000	10,000
21-0116-0001	Public Policy Cnt	0	0.00	130,767	0.75	33,947	0	164,714	0	164,714
21-0117-0001	Exploratory & Pre-Prof Advising Cnt	0	0.00	548,262	12.00	143,833	0	692,095	51,323	743,418
21-0123-0001	Undergraduate Programs	0	0.00	191,997	2.09	46,372	0	238,369	20,000	258,369
21-0123-5101	UG POE-Undergraduate Programs	0	0.00	154,851	3.41	0	0	154,851	77,404	232,255
21-0123-5701	Undergrad Ed-Distance Ed	0	0.00	33,150	0.50	0	0	33,150	0	33,150
21-0124-5101	POE Raikes Schl Comp Sci & Mgm	267,950	2.00	909,713	9.34	0	0	1,177,663	214,244	1,391,907
21-0125-0001	Partnership Degree Pgm	0	0.00	162,700	0.81	77,583	0	240,283	0	240,283
21-0125-0002	Confucius Institute-SCH	0	0.00	0	0.00	23,070	0	23,070	0	23,070
21-0126-0001	Undergrad Ed & Student Success	0	0.00	45,274	0.60	26,049	0	71,323	2,880	74,203
21-0127-0001	Career Services	0	0.00	656,052	12.01	171,347	0	827,399	801	828,200
21-0128-0001	Ctr for Acad Success & Transition	0	0.00	331,718	7.00	93,643	0	425,361	25,000	450,361
21-0128-0002	First Husker Program	0	0.00	0	0.00	0	0	0	45,000	45,000
21-0129-0001	Military and Veteran Success Center	0	0.00	156,782	3.00	45,640	0	202,422	20,000	222,422
21-0130-0001	Instl Effectiveness & Analytics	0	0.00	580,500	7.59	138,637	0	719,137	23,500	742,637
21-0130-5701	Insti Effectivenes & Analytics-Dist Ed	0	0.00	61,813	0.00	0	0	61,813	0	61,813
	TOTAL	**9,845,954**	**2.00**	**8,648,413**	**107.66**	**1,969,502**	**0**	**20,463,869**	**-9,877,357**	**10,586,512**

UNL-State General Fund-711 Revolving/Designated

COST OBJECT		FACULTY Dollar	FACULTY FTE	NON FACULTY Dollar	NON FACULTY FTE	EMPLOYEE BENEFITS	PERSONAL SERVICE CREDITS	TOTAL PERSONAL SERVICES	TOTAL OPERATING EXPENSES	TOTAL
22-0116-0002	PPC-Service Center Account	77,260	1.00	1,163,419	19.75	389,094	0	1,629,773	0	1,629,773
22-0130-0001	Instl Effectiveness & Analytics Tech Fee	0	0.00	211,226	2.91	83,768	0	294,994	0	294,994
22-0131-0001	Big Red Business Center	0	0.00	74,000	1.00	35,489	0	109,489	0	109,489
	TOTAL	**77,260**	**1.00**	**1,448,645**	**23.66**	**508,351**	**0**	**2,034,256**	**0**	**2,034,256**

UNL-Federal Letter of Credit-716 Federal/Restricted

COST OBJECT		FACULTY Dollar	FACULTY FTE	NON FACULTY Dollar	NON FACULTY FTE	EMPLOYEE BENEFITS	PERSONAL SERVICE CREDITS	TOTAL PERSONAL SERVICES	TOTAL OPERATING EXPENSES	TOTAL
24-0116-0004201	DHHS Campus Suicide Prev FY20	0	0.00	36,000	1.00	5,308	0	41,308	0	41,308
24-0127-2016001	2015-16 Educ WS Job Locator Program	0	0.00	9,273	0.30	0	0	9,273	0	9,273

COST OBJECT LISTING BY SUB PROGRAM
2020-2021GENERAL OPERATING BUDGET
UNIVERSITY OF NEBRASKA - LINCOLN
Excluding IANR and NCTA

SUBPROGRAM #/NAME: 01 Academics Affairs

UNL-Federal Letter of Credit-716 Federal/Restricted

COST OBJECT		FACULTY Dollar	FACULTY FTE	NON FACULTY Dollar	NON FACULTY FTE	EMPLOYEE BENEFITS	PERSONAL SERVICE CREDITS	TOTAL PERSONAL SERVICES	TOTAL OPERATING EXPENSES	TOTAL
24-0127-2020001	2019-20 Educ WS Job Locator Program	0	0.00	38,616	0.90	13,745	0	52,361	0	52,361
	TOTAL	**0**	**0.00**	**83,889**	**2.20**	**19,053**	**0**	**102,942**	**0**	**102,942**

UNL-Federal Advance-717 Federal/Restricted

COST OBJECT		FACULTY Dollar	FACULTY FTE	NON FACULTY Dollar	NON FACULTY FTE	EMPLOYEE BENEFITS	PERSONAL SERVICE CREDITS	TOTAL PERSONAL SERVICES	TOTAL OPERATING EXPENSES	TOTAL
25-0101-0014001	VC Academic Affairs	16,543	0.25	0	0.00	0	0	16,543	0	16,543
	TOTAL	**16,543**	**0.25**	**0**	**0.00**	**0**	**0**	**16,543**	**0**	**16,543**

UNL-Trust-Grant/Cont/Loan/End-718 Trust/Restricted

COST OBJECT		FACULTY Dollar	FACULTY FTE	NON FACULTY Dollar	NON FACULTY FTE	EMPLOYEE BENEFITS	PERSONAL SERVICE CREDITS	TOTAL PERSONAL SERVICES	TOTAL OPERATING EXPENSES	TOTAL
26-0123-0003001	William H Thompson Scholars	0	0.00	442,150	9.00	120,921	0	563,071	0	563,071
27-0125-0002002	Linc AdultLang Class	0	0.00	15,262	0.28	1,903	0	17,165	0	17,165
	TOTAL	**0**	**0.00**	**457,412**	**9.28**	**122,824**	**0**	**580,236**	**0**	**580,236**

UNL-Auxiliary-719 Auxiliaries & Services/Restricted

COST OBJECT		FACULTY Dollar	FACULTY FTE	NON FACULTY Dollar	NON FACULTY FTE	EMPLOYEE BENEFITS	PERSONAL SERVICE CREDITS	TOTAL PERSONAL SERVICES	TOTAL OPERATING EXPENSES	TOTAL
23-0124-0001	Raikes School Master	20,708	0.50	65,749	1.00	0	0	86,457	2,736	89,193
23-0124-3001	Raikes Design Studio	42,758	0.35	0	0.00	0	0	42,758	0	42,758
23-0127-0001	Career Services	0	0.00	126,522	2.75	24,684	0	151,206	35,424	186,630
	TOTAL	**63,466**	**0.85**	**192,271**	**3.75**	**24,684**	**0**	**280,421**	**38,160**	**318,581**
	SUB PROGRAM TOTAL	**10,003,223**	**4**	**10,830,630**	**147**	**2,644,414**	**0**	**23,478,267**	**-9,839,197**	**13,639,070**

SUBPROGRAM #/NAME: 02 College of Architecture

UNL-State General Fund-711 State & University Generated/Unrestricted

COST OBJECT		FACULTY Dollar	FACULTY FTE	NON FACULTY Dollar	NON FACULTY FTE	EMPLOYEE BENEFITS	PERSONAL SERVICE CREDITS	TOTAL PERSONAL SERVICES	TOTAL OPERATING EXPENSES	TOTAL
21-0201-0001	Dean College Of Architecture	22,180	0.24	608,435	8.56	175,024	0	805,639	136,067	941,706
21-0201-5701	Col of Architecture-Distance Ed	0	0.00	0	0.00	0	0	0	31,832	31,832
21-0202-0001	Architecture General	148,688	0.00	0	0.00	0	0	148,688	0	148,688
21-0202-5102	POE Architecture-Visual Literacy	64,743	0.70	0	0.00	0	0	64,743	0	64,743
21-0202-5801	College Arch Diff Tuition	602,588	1.23	40,000	1.00	0	0	642,588	0	642,588
21-0202-5810	College Diff	0	0.00	197,972	4.55	0	0	197,972	0	197,972
21-0202-5812	Interior Design Diff	7,000	0.10	0	0.00	0	0	7,000	0	7,000
21-0205-0001	Architecture	969,068	11.64	441,137	6.74	398,220	0	1,808,425	0	1,808,425
21-0206-0001	Community & Regional Planning	315,141	3.95	88,043	0.81	122,161	0	525,345	0	525,345
21-0207-0001	Interior Design	226,126	2.90	9	0.00	68,292	0	294,427	0	294,427
21-0208-0001	Landscape Architecture	84,484	1.01	5,000	0.00	28,931	0	118,415	0	118,415
	TOTAL	**2,440,018**	**21.77**	**1,380,596**	**21.66**	**792,628**	**0**	**4,613,242**	**167,899**	**4,781,141**

UNL-State General Fund-711 Revolving/Designated

COST OBJECT		FACULTY Dollar	FACULTY FTE	NON FACULTY Dollar	NON FACULTY FTE	EMPLOYEE BENEFITS	PERSONAL SERVICE CREDITS	TOTAL PERSONAL SERVICES	TOTAL OPERATING EXPENSES	TOTAL
22-0202-0001	Architecture General Community Studies	0	0.00	0	0.00	0	0	0	33,000	33,000
22-0202-0002	Architecture General Student Tech Fee	0	0.00	0	0.00	0	0	0	45,400	45,400

COST OBJECT LISTING BY SUB PROGRAM
2020-2021GENERAL OPERATING BUDGET
UNIVERSITY OF NEBRASKA - LINCOLN
Excluding IANR and NCTA

SUBPROGRAM #/NAME: 02 College of Architecture

	TOTAL	**0**	**0.00**	**0**	**0.00**	**0**	**0**	**0**	**78,400**	**78,400**

UNL-Trust-Grant/Cont/Loan/End-718 Trust/Restricted

COST OBJECT		FACULTY Dollar	FACULTY FTE	NON FACULTY Dollar	NON FACULTY FTE	EMPLOYEE BENEFITS	PERSONAL SERVICE CREDITS	TOTAL PERSONAL SERVICES	TOTAL OPERATING EXPENSES	TOTAL
26-0201-0006001	Eloise Kruger Collection	0	0.00	26,343	0.60	0	0	26,343	0	26,343
26-0201-0010001	FAIA Fund for Excellence	2,500	0.00	0	0.00	607	0	3,107	0	3,107
27-0201-0051001	NU FDN Bachman Prof Health Care 01126600	10,000	0.00	0	0.00	0	0	10,000	0	10,000
27-0205-0041001	NU FDN Killinger Expendable Fund 13933	2,500	0.00	0	0.00	104	0	2,604	0	2,604
27-0206-0001001	Hyde Chair Of Planning	20,000	0.00	0	0.00	0	0	20,000	0	20,000
	TOTAL	**35,000**	**0.00**	**26,343**	**0.60**	**711**	**0**	**62,054**	**0**	**62,054**

UNL-Auxiliary-719 Auxiliaries & Services/Restricted

COST OBJECT		FACULTY Dollar	FACULTY FTE	NON FACULTY Dollar	NON FACULTY FTE	EMPLOYEE BENEFITS	PERSONAL SERVICE CREDITS	TOTAL PERSONAL SERVICES	TOTAL OPERATING EXPENSES	TOTAL
23-0202-0001	Arch Gen-Media Center	0	0.00	16,000	1.00	98	0	16,098	59,000	75,098
23-0205-0001	Arch-High School Workshop	0	0.00	0	0.00	0	0	0	14,000	14,000
	TOTAL	**0**	**0.00**	**16,000**	**1.00**	**98**	**0**	**16,098**	**73,000**	**89,098**
	SUB PROGRAM TOTAL	**2,475,018**	**22**	**1,422,939**	**23**	**793,437**	**0**	**4,691,394**	**319,299**	**5,010,693**

SUBPROGRAM #/NAME: 05 College of Arts and Sciences

UNL-State General Fund-711 State & University Generated/Unrestricted

COST OBJECT		FACULTY Dollar	FACULTY FTE	NON FACULTY Dollar	NON FACULTY FTE	EMPLOYEE BENEFITS	PERSONAL SERVICE CREDITS	TOTAL PERSONAL SERVICES	TOTAL OPERATING EXPENSES	TOTAL
21-0501-0001	Dean Arts & Sciences	30,000	0.50	2,166,286	37.10	722,767	0	2,919,053	48,602	2,967,655
21-0501-5701	Staff Dev/Sal/misc-oper & spprt Dist Ed	0	0.00	79,242	2.00	0	0	79,242	0	79,242
21-0502-0001	Arts & Science General	2,175,839	0.00	1,276,274	0.00	0	0	3,452,113	564,219	4,016,332
21-0502-5701	A&S Gen-Distance Ed	193,721	0.00	0	0.00	0	0	193,721	1,749,152	1,942,873
21-0503-0001	OldH Business Co-op	0	0.00	228,889	4.60	92,977	0	321,866	0	321,866
21-0503-0002	Pound Business Cooperative	0	0.00	207,120	5.00	72,421	0	279,541	0	279,541
21-0506-0001	School Of Biological Sci	3,199,181	32.16	1,597,935	41.23	1,103,095	0	5,900,211	266,062	6,166,273
21-0506-0002	School Of Biological Sci	0	0.00	17,624	0.33	17,663	0	35,287	39,479	74,766
21-0506-1173	SBS Life Sciences	0	0.00	0	0.00	57,812	0	57,812	0	57,812
21-0506-5104	POE Bio Sci-Init Ecol/Evol Analysis	85,739	1.00	100,340	0.00	0	0	186,079	0	186,079
21-0507-0001	Ethnic Studies	692,619	8.80	51,281	0.60	201,689	0	945,589	15,044	960,633
21-0508-0001	Center For Biotechnology	0	0.00	0	0.00	0	0	0	35,306	35,306
21-0509-0001	Chemistry-Operations	2,985,864	26.90	1,764,932	46.45	932,368	0	5,683,164	249,048	5,932,212
21-0509-0002	Electronic Shop	0	0.00	67,923	1.03	25,775	0	93,698	0	93,698
21-0509-0003	Chemistry Deptl Research Support	92,558	0.96	138,168	3.86	75,516	0	306,242	0	306,242
21-0509-0007	Chem-Instrument Shop	0	0.00	71,972	1.38	0	0	71,972	0	71,972
21-0510-0001	Classics	612,166	8.60	75,096	1.65	236,386	0	923,648	13,849	937,497
21-0511-0001	Computer Science	2,207,663	17.25	513,779	13.10	550,773	0	3,272,215	43,330	3,315,545
21-0511-5101	POE Comp Sci-Comp Simul	280,603	1.60	151,920	1.00	0	0	432,523	0	432,523
21-0511-5103	POE Comp Sci-Creating Depd End-User Soft	0	0.00	46,587	1.00	0	0	46,587	6,444	53,031
21-0511-5104	POE Comp Sci-Sim Comp IT Telecomm	96,961	1.00	0	0.00	0	0	96,961	0	96,961
21-0511-5106	POE Comp Sci-Crtg Dpdp Software-Suing	0	0.00	40,363	0.33	0	0	40,363	0	40,363
21-0511-5703	CSE Software Engineering Program	491,177	4.00	0	0.00	0	0	491,177	0	491,177
21-0511-5705	CSE National Security	114,080	1.00	0	0.00	0	0	114,080	0	114,080
21-0512-0001	English	3,089,306	32.50	897,743	24.70	910,810	0	4,897,859	102,662	5,000,521
21-0512-0002	English Prairie Schooner	0	0.00	9,441	0.25	2,829	0	12,270	0	12,270
21-0512-0004	English-Film Studies Support	0	0.00	0	0.00	0	0	0	1,500	1,500

COST OBJECT LISTING BY SUB PROGRAM
2020-2021GENERAL OPERATING BUDGET
UNIVERSITY OF NEBRASKA - LINCOLN
Excluding IANR and NCTA

SUBPROGRAM #/NAME: 05 College of Arts and Sciences

UNL-State General Fund-711 State & University Generated/Unrestricted

COST OBJECT		FACULTY Dollar	FACULTY FTE	NON FACULTY Dollar	NON FACULTY FTE	EMPLOYEE BENEFITS	PERSONAL SERVICE CREDITS	TOTAL PERSONAL SERVICES	TOTAL OPERATING EXPENSES	TOTAL
21-0512-0010	Engl-19th Century Studies	0	0.00	0	0.00	0	0	0	200	200
21-0512-0016	Ted Kooser Presidential Support	0	0.00	0	0.00	1,634	0	1,634	0	1,634
21-0512-0018	Humanities on the Edge	0	0.00	0	0.00	0	0	0	2,000	2,000
21-0512-0019	Digital Humanities Certification Program	0	0.00	0	0.00	0	0	0	500	500
21-0512-5101	POE English-Cather Studies	155,031	1.70	40,617	0.82	0	0	195,648	1,829	197,477
21-0512-5110	POE English-Digital Rsch	104,623	1.00	0	0.00	0	0	104,623	0	104,623
21-0512-5111	POE Engl-Fac Leadership Writing Init	63,058	0.60	0	0.00	0	0	63,058	0	63,058
21-0514-0001	Geosciences	1,829,046	18.84	405,288	10.97	556,861	0	2,791,195	65,638	2,856,833
21-0515-0001	Cnt Biological Chemistry	0	0.00	64,220	1.94	5,033	0	69,253	1,600	70,853
21-0516-0001	History	2,164,653	22.70	281,672	7.26	644,638	0	3,090,963	45,017	3,135,980
21-0517-0001	Mathematics	2,847,177	29.32	1,141,565	30.89	915,344	0	4,904,086	77,245	4,981,331
21-0518-0001	Modern Languages	1,345,279	19.20	493,234	14.60	611,519	0	2,450,032	61,390	2,511,422
21-0518-0009	Mod Lang-Research Support	0	0.00	0	0.00	0	0	0	2,285	2,285
21-0519-0001	Philosophy	1,025,790	11.40	224,134	4.85	269,373	0	1,519,297	25,367	1,544,664
21-0520-0001	Center on Children Families Law	0	0.00	98,486	0.75	30,745	0	129,231	4,307	133,538
21-0521-0001	Physics And Astronomy	2,587,964	22.34	646,198	16.54	720,521	0	3,954,683	94,576	4,049,259
21-0521-0003	Physics-Instru Support	70,663	1.00	0	0.00	22,094	0	92,757	7,203	99,960
21-0521-0005	Physics And Astronomy Physics Shops	0	0.00	96,982	1.48	0	0	96,982	0	96,982
21-0521-0006	Physics And Astronomy Physics Special	0	0.00	0	0.00	0	0	0	3,451	3,451
21-0521-0010	Physics-Chemistry Machine Shop	0	0.00	137,966	3.20	0	0	137,966	0	137,966
21-0521-5101	POE Physics-AMO Physics	147,005	1.36	61,998	0.00	0	0	209,003	26,500	235,503
21-0521-5102	POE Physics-Nanoscale Science	408,307	2.37	90,274	0.38	0	0	498,581	103,126	601,707
21-0521-5112	Nanomaterials POE	90,589	1.00	0	0.00	0	0	90,589	0	90,589
21-0522-0001	Political Science	1,405,997	14.41	440,194	8.58	465,173	0	2,311,364	39,296	2,350,660
21-0522-5103	POE-Pol Sci-Water Initiative	40,282	0.44	0	0.00	0	0	40,282	0	40,282
21-0522-5702	Pol Sci-Natl Security Educ & Rsch Prog	75,400	1.00	0	0.00	0	0	75,400	0	75,400
21-0523-0001	Psychology	2,955,679	31.40	592,650	14.50	817,742	0	4,366,071	82,208	4,448,279
21-0523-5102	POE Law & Psychology	32,404	0.30	0	0.00	0	0	32,404	0	32,404
21-0523-5701	Psych-Distance Ed	0	0.00	41,000	1.00	0	0	41,000	0	41,000
21-0524-0001	Sociology	1,408,425	13.85	414,851	10.10	439,159	0	2,262,435	37,878	2,300,313
21-0524-0006	Soc-Bureau Sociological Rsch	0	0.00	31,856	0.66	6,716	0	38,572	0	38,572
21-0524-5102	POE Soc-Falci/Goosby	104,584	1.00	25,865	0.00	0	0	130,449	3,300	133,749
21-0525-0001	Communication Studies	945,542	10.90	309,035	6.75	310,402	0	1,564,979	24,731	1,589,710
21-0525-0002	Comm Studies-Debate	0	0.00	0	0.00	0	0	0	22,444	22,444
21-0526-0001	Center Great Plains Study	34,578	0.50	172,118	2.40	61,130	0	267,826	36,782	304,608
21-0528-0001	Nat Res Sci-A/S	88,044	0.75	0	0.00	26,310	0	114,354	2,758	117,112
21-0529-0001	Environmental Studies	0	0.00	2,400	0.00	653	0	3,053	7,040	10,093
21-0534-0001	Judaic Studies	0	0.00	7,666	0.25	1,407	0	9,073	2,081	11,154
21-0536-0001	Center for Science/Math/Comp Ed	34,789	0.45	177,772	2.83	60,331	0	272,892	28,021	300,913
21-0536-5101	POE CSMCE-Teach & Learning Seed Grants	169,454	1.30	135,657	2.50	0	0	305,111	18,072	323,183
21-0536-5102	POE CSMCE-NU Teach	64,552	0.38	27,363	0.50	0	0	91,915	19,949	111,864
21-0537-0001	Women's Studies - WS	132,658	1.80	107,476	0.80	46,370	0	286,504	6,478	292,982
21-0537-5102	POE-Womens and Gender Studies-WRIT	42,039	0.40	0	0.00	0	0	42,039	0	42,039
21-0540-0001	Human Rights/Human Diversity	0	0.00	2,400	0.00	639	0	3,039	0	3,039
21-0545-0001	Plant Science-A&S	117,113	0.94	41,322	1.17	56,906	0	215,341	67,450	282,791
21-0553-0001	SGIS	1,294,565	16.45	142,872	2.10	0	0	1,437,437	0	1,437,437
21-0553-0201	SGIS - Anthropology	0	0.00	56,078	1.88	280,759	0	336,837	16,995	353,832
21-0553-0301	SGIS - Geography	0	0.00	145,679	4.61	143,328	0	289,007	17,296	306,303
21-0553-0401	SGIS-Global Studies	0	0.00	0	0.00	0	0	0	3,828	3,828
21-0590-0001	Cr English as Second Language	147,913	12.84	0	0.00	77,505	0	225,418	0	225,418
21-0590-0002	Cr English Bridge Pgm	0	0.00	0	0.00	110,998	0	110,998	0	110,998

COST OBJECT LISTING BY SUB PROGRAM
2020-2021GENERAL OPERATING BUDGET
UNIVERSITY OF NEBRASKA - LINCOLN
Excluding IANR and NCTA

SUBPROGRAM #/NAME: 05 College of Arts and Sciences

	TOTAL	**38,280,680**	**378.21**	**16,159,803**	**339.89**	**11,686,171**	**0**	**66,126,654**	**4,093,538**	**70,220,192**

UNL-State General Fund-711 Revolving/Designated

COST OBJECT		FACULTY Dollar	FACULTY FTE	NON FACULTY Dollar	NON FACULTY FTE	EMPLOYEE BENEFITS	PERSONAL SERVICE CREDITS	TOTAL PERSONAL SERVICES	TOTAL OPERATING EXPENSES	TOTAL
22-0501-0001	Student Tech Revl-A&S Dean's Office	0	0.00	104,469	2.58	27,478	0	131,947	500	132,447
22-0503-0001	OldH Bus Co-op Srvc Ctr	0	0.00	21,886	0.40	10,030	0	31,916	0	31,916
22-0506-0006	SBS Royalties	0	0.00	0	0.00	0	0	0	4,000	4,000
22-0509-0005	Chemistry Revolving	0	0.00	0	0.00	0	0	0	102,611	102,611
22-0509-0007	Chemistry-Scientific Shops	0	0.00	18,249	0.28	7,259	0	25,508	15,000	40,508
22-0509-0008	Chemistry Laboratory Fees	0	0.00	30,700	1.00	12,139	0	42,839	70,728	113,567
22-0509-0019	Molecular Analysts & Characterization Fa	3,856	0.04	84,994	1.00	25,714	0	114,564	125,334	239,898
22-0511-0002	Computer Science-Lab Fees	0	0.00	0	0.00	0	0	0	46,500	46,500
22-0511-0005	Comp Sci-Comp Tech Srv	0	0.00	420,722	6.00	127,961	0	548,683	10,000	558,683
22-0512-0002	Prairie Schooner Operations	0	0.00	12,925	0.30	2,449	0	15,374	0	15,374
22-0512-0005	English-Lab Fees	0	0.00	6,991	0.18	2,512	0	9,503	10,000	19,503
22-0512-0008	English NWP In-Service Pgm	0	0.00	0	0.00	0	0	0	1,500	1,500
22-0512-0009	English-Writing Workshops	0	0.00	0	0.00	0	0	0	27,000	27,000
22-0512-1003	Prairie Schooner Book Prize	0	0.00	15,759	0.50	3,630	0	19,389	15,000	34,389
22-0512-1004	Special Purpose	0	0.00	0	0.00	0	0	0	3,300	3,300
22-0512-1005	English Cather Symposium	0	0.00	0	0.00	0	0	0	11,000	11,000
22-0514-0006	Geosciences Lab Fees	0	0.00	0	0.00	0	0	0	14,420	14,420
22-0515-0001	Biochemistry-Lab Fees	0	0.00	0	0.00	0	0	0	9,000	9,000
22-0516-0002	History Royalties	0	0.00	0	0.00	0	0	0	10,000	10,000
22-0517-0005	Mathematics-Math Day	0	0.00	0	0.00	0	0	0	7,500	7,500
22-0517-0006	Math-Lab Fees	0	0.00	43,833	0.00	523	0	44,356	2,687	47,043
22-0518-0004	Modern Languages Laboratory Fees	0	0.00	16,014	0.50	2,974	0	18,988	6,315	25,303
22-0518-0006	Mod Lang-Czech Language Program	51,500	1.00	0	0.00	26,117	0	77,617	0	77,617
22-0520-0022	CCFL Service Center	0	0.00	233,966	4.25	57,408	0	291,374	0	291,374
22-0521-0001	Physics And Astronomy Physics Services	0	0.00	0	0.00	0	0	0	11,264	11,264
22-0521-0003	Physics-Revlg Activ	0	0.00	0	0.00	0	0	0	15,867	15,867
22-0521-0005	Electronics Shops	0	0.00	34,950	0.52	15,371	0	50,321	38,495	88,816
22-0521-0006	Physics & Astronomy-Joint Instr Shop	0	0.00	49,013	0.98	18,210	0	67,223	0	67,223
22-0521-0007	Physics And Astronomy Laboratory Fees	0	0.00	0	0.00	0	0	0	8,528	8,528
22-0523-0001	Psych-Clinical Training Pgm	0	0.00	255,003	18.00	11,599	0	266,602	134,014	400,616
22-0523-0002	Psychology Psychological Development	0	0.00	2,136	0.20	0	0	2,136	17,374	19,510
22-0523-0003	Psych-Consultation Ctr	0	0.00	87,638	2.60	8,785	0	96,423	24,000	120,423
22-0523-0004	Psychology - Law/Psychological Dev	0	0.00	24,774	0.00	0	0	24,774	12,694	37,468
22-0523-0006	Psychology Laboratory Fees	0	0.00	13,686	0.00	0	0	13,686	4,480	18,166
22-0524-0001	Sociology Burea Soc Research - Rev	0	0.00	845,315	27.05	208,503	0	1,053,818	15,593	1,069,411
22-0524-0003	Sociology-Lab Fees	0	0.00	0	0.00	0	0	0	1,000	1,000
22-0525-0001	Comm Studies-Speech Whshp Revlg	0	0.00	0	0.00	0	0	0	36,000	36,000
22-0525-0002	Communications - Lab Fees	0	0.00	20,127	1.32	1,904	0	22,031	2,000	24,031
22-0536-1002	CSMCE-Registration Fees-Frederick	0	0.00	25,282	0.50	11,792	0	37,074	0	37,074
22-0551-0001	NCIBC Service Center	0	0.00	100,831	2.00	28,213	0	129,044	0	129,044
22-0590-0001	Intensive English Program	180,580	5.00	147,586	2.75	118,092	0	446,258	53,208	499,466
	TOTAL	**235,936**	**6.04**	**2,616,849**	**72.91**	**728,663**	**0**	**3,581,448**	**866,912**	**4,448,360**

UNL-Federal Letter of Credit-716 Federal/Restricted

COST OBJECT		FACULTY Dollar	FACULTY FTE	NON FACULTY Dollar	NON FACULTY FTE	EMPLOYEE BENEFITS	PERSONAL SERVICE CREDITS	TOTAL PERSONAL SERVICES	TOTAL OPERATING EXPENSES	TOTAL
24-0506-0215001	NIH Mutational Pleiotropy	54,508	1.00	0	0.00	27,877	0	82,385	0	82,385
24-0520-0288001	DHHS Quailty Improvement Center year 4	0	0.00	40,030	1.00	15,114	0	55,144	0	55,144
24-0523-0101001	NIH Integrating Alcohol Myopia	0	0.00	41,200	1.00	14,204	0	55,404	0	55,404

COST OBJECT LISTING BY SUB PROGRAM
2020-2021GENERAL OPERATING BUDGET
UNIVERSITY OF NEBRASKA - LINCOLN
Excluding IANR and NCTA

SUBPROGRAM #/NAME: 05 College of Arts and Sciences

UNL-Federal Letter of Credit-716 Federal/Restricted

COST OBJECT		FACULTY Dollar	FACULTY FTE	NON FACULTY Dollar	NON FACULTY FTE	EMPLOYEE BENEFITS	PERSONAL SERVICE CREDITS	TOTAL PERSONAL SERVICES	TOTAL OPERATING EXPENSES	TOTAL
24-0524-0054001	NIH Injection Risk Networks	0	0.00	143,778	3.00	46,129	0	189,907	0	189,907
24-0524-0055001	NIH Ojibwe Substance Abuse Prevention	0	0.00	50,647	1.00	11,689	0	62,336	0	62,336
24-0524-0058001	NIH OAT Puerto Rico	77,250	1.00	0	0.00	22,021	0	99,271	0	99,271
24-0551-0001403	NIH CIBC - Clarke Core Year 4	0	0.00	76,500	1.00	25,569	0	102,069	0	102,069
24-0552-0001201	NIH Rural Drug Addiction Research Center	0	0.00	88,000	1.00	28,425	0	116,425	0	116,425
24-0552-0001205	NIH RDAR Andrews	0	0.00	41,995	1.00	11,582	0	53,577	0	53,577
	TOTAL	**131,758**	**2.00**	**482,150**	**9.00**	**202,610**	**0**	**816,518**	**0**	**816,518**

UNL-Federal Advance-717 Federal/Restricted

COST OBJECT		FACULTY Dollar	FACULTY FTE	NON FACULTY Dollar	NON FACULTY FTE	EMPLOYEE BENEFITS	PERSONAL SERVICE CREDITS	TOTAL PERSONAL SERVICES	TOTAL OPERATING EXPENSES	TOTAL
25-0506-0223001	NSF Double-Strand Break	0	0.00	37,478	1.00	14,398	0	51,876	0	51,876
25-0520-0024001	HUD 2018 CoC NE BOS HMIS	0	0.00	74,545	1.75	35,398	0	109,943	0	109,943
25-0520-0025001	HUD 2018 BOS SSO Coordinated Entry	0	0.00	53,607	1.00	23,025	0	76,632	0	76,632
25-0520-0027001	HUD FY18 NE BOS YHDP-HMIS 19-21	0	0.00	43,000	1.00	22,344	0	65,344	0	65,344
25-0520-0029001	HUD FY18 Lincoln HMIS	0	0.00	121,904	2.00	54,047	0	175,951	0	175,951
25-0520-0030001	HUD FY18 NE BOS Planning Grant	0	0.00	42,322	1.00	15,080	0	57,402	0	57,402
25-0521-0195001	NSF NNCI: Nebraska Nanoscale Facility	193,922	3.00	0	0.00	87,670	0	281,592	0	281,592
25-0521-0214001	DOE LaserNet US	95,047	1.00	244,138	4.00	95,958	0	435,143	0	435,143
25-0536-0048001	NSF AIR at Nebraska	59,323	0.58	0	0.00	16,378	0	75,701	0	75,701
	TOTAL	**348,292**	**4.58**	**616,994**	**11.75**	**364,298**	**0**	**1,329,584**	**0**	**1,329,584**

UNL-Trust-Grant/Cont/Loan/End-718 Trust/Restricted

COST OBJECT		FACULTY Dollar	FACULTY FTE	NON FACULTY Dollar	NON FACULTY FTE	EMPLOYEE BENEFITS	PERSONAL SERVICE CREDITS	TOTAL PERSONAL SERVICES	TOTAL OPERATING EXPENSES	TOTAL
26-0511-0198001	NSRI Fixed Wing VTOL	0	0.00	67,000	1.00	17,415	0	84,415	0	84,415
26-0512-0014001	Hillegass/Othmer Chair-Price; K.	7,500	0.00	0	0.00	0	0	7,500	0	7,500
26-0512-0015001	Othmer Match for Hillegass Fd-Price; Ken	7,500	0.00	0	0.00	0	0	7,500	0	7,500
26-0512-0036001	Poetry Fdn American Life in Poetry Proj	0	0.00	20,411	0.50	3,949	0	24,360	0	24,360
26-0514-0031001	Coffman/Othmer Prof-Fielding; Chris	5,000	0.00	0	0.00	0	0	5,000	0	5,000
26-0514-0032001	Othmer Match for Coffman-Fielding; Chris	5,000	0.00	0	0.00	2,353	0	7,353	0	7,353
26-0516-0010001	Thompson/Othmer Prof-Borstelmann; Thomas	5,000	0.00	0	0.00	0	0	5,000	0	5,000
26-0516-0011001	Othmer Match for Thompson Fd-Borstelmann	5,000	0.00	0	0.00	2,159	0	7,159	0	7,159
26-0516-0018001	Angle/Othmer Prof-Thomas	5,000	0.00	0	0.00	0	0	5,000	0	5,000
26-0516-0019001	Othmer Match for Angle Fund-Thomas	5,000	0.00	0	0.00	2,377	0	7,377	0	7,377
26-0516-0019002	Othmer Match for Operating-Thomas	0	0.00	17,308	0.50	4,523	0	21,831	0	21,831
26-0517-0030001	Jensen/Othmer Chair-Avramov; Luchezar	7,500	0.00	0	0.00	0	0	7,500	0	7,500
26-0517-0031001	Othmer Match for Jensen Fund-Avramov; L	7,500	0.00	0	0.00	3,041	0	10,541	0	10,541
26-0517-0197001	Olson Chair-Radu	5,000	0.00	0	0.00	0	0	5,000	0	5,000
26-0518-0002001	Kawasaki Reading Room	0	0.00	50,297	1.00	16,725	0	67,022	0	67,022
26-0518-0022001	Olson Chair/Gonzalez-Allende	5,000	0.00	0	0.00	0	0	5,000	0	5,000
26-0519-0002001	Chambers/Othmer Prof-Henderson	3,000	0.00	0	0.00	0	0	3,000	0	3,000
26-0519-0003001	Othmer Match for Chambers Fund-Henderson	3,000	0.00	0	0.00	1,581	0	4,581	0	4,581
26-0519-0004001	Chambers/Othmer Prof-Brunero	3,000	0.00	0	0.00	0	0	3,000	0	3,000
26-0519-0005001	Othmer Match for Chambers Fund-Brunero	3,000	0.00	0	0.00	1,897	0	4,897	0	4,897
26-0520-0187001	NE DHHS IV-E Waiver Demonstration Prjct	121,114	1.00	161,822	3.00	87,023	0	369,959	0	369,959
26-0520-0208001	Sherwood Fnd Juvenile Defense Center	0	0.00	82,056	1.00	27,810	0	109,866	0	109,866
26-0520-0215004	Spaulding Academy Family Support Year 5	0	0.00	54,207	1.00	12,525	0	66,732	0	66,732
26-0520-0239001	Sherwood Fnd Children's Justice Clinic	0	0.00	32,209	1.00	6,923	0	39,132	0	39,132
26-0520-0254001	NE DHHS Training for DHHS CFS	192,945	2.00	1,003,118	20.50	391,132	0	1,587,195	0	1,587,195

COST OBJECT LISTING BY SUB PROGRAM
2020-2021GENERAL OPERATING BUDGET
UNIVERSITY OF NEBRASKA - LINCOLN
Excluding IANR and NCTA

SUBPROGRAM #/NAME: 05 College of Arts and Sciences

UNL-Trust-Grant/Cont/Loan/End-718 Trust/Restricted

COST OBJECT		FACULTY Dollar	FACULTY FTE	NON FACULTY Dollar	NON FACULTY FTE	EMPLOYEE BENEFITS	PERSONAL SERVICE CREDITS	TOTAL PERSONAL SERVICES	TOTAL OPERATING EXPENSES	TOTAL
26-0520-0263001	NU Fdn CJC Scott Family	0	0.00	118,826	1.00	21,748	0	140,574	0	140,574
26-0520-0273001	SHERWOOD 2019-21 NRPVYC	39,683	0.60	241,343	4.00	78,290	0	359,316	0	359,316
26-0520-0287001	NE DEPT OF ED IFSP Web & EDN 19-20	0	0.00	151,798	3.00	41,480	0	193,278	0	193,278
26-0520-0291001	NE DHHS New Worker Pre Service	0	0.00	267,190	6.49	76,592	0	343,782	0	343,782
26-0521-0054001	Olson / Othmer Prof-Umstadter	7,500	0.00	0	0.00	0	0	7,500	0	7,500
26-0521-0055001	Othmer Match for Olson Fund-Umstadter	7,500	0.00	0	0.00	2,785	0	10,285	0	10,285
26-0522-0027001	Olson Chair-Kevin Smith	10,000	0.00	0	0.00	0	0	10,000	0	10,000
26-0524-0120001	Olson Chair-Kristen Olson	5,000	0.00	0	0.00	0	0	5,000	0	5,000
26-0526-0052001	Othmer NEH Plains Humanities Alliance	0	0.00	61,400	1.00	13,628	0	75,028	0	75,028
27-0502-0005112	Arts & Sciences Columns	0	0.00	6,245	0.14	1,556	0	7,801	0	7,801
27-0502-0009001	Schlesinger Prof-Kohen; Ariel	7,500	0.00	0	0.00	0	0	7,500	0	7,500
27-0506-0008001	Lehr 3M College Prof- Wood	15,000	0.00	0	0.00	0	0	15,000	0	15,000
27-0506-0009003	Lehr 3M-Herman	0	0.00	43,600	1.00	11,189	0	54,789	0	54,789
27-0506-0020001	Kate Foster College Prof-Zera	5,000	0.00	0	0.00	0	0	5,000	0	5,000
27-0509-0045001	Hewett University Prof-Hage	15,000	0.00	0	0.00	0	0	15,000	0	15,000
27-0509-0060001	Charles Mach Dist Prof-Takacs	15,000	0.00	0	0.00	0	0	15,000	0	15,000
27-0509-0200001	Lucile R Hac Chair Fund	10,000	0.00	0	0.00	0	0	10,000	0	10,000
27-0510-0007001	Happold Classics	2,500	0.00	0	0.00	821	0	3,321	0	3,321
27-0512-0002001	Adele Hall College Prof-Agee; Jonis	10,000	0.00	0	0.00	0	0	10,000	0	10,000
27-0512-0009001	Holmes Distinguished Prof-Behrendt	15,000	0.00	0	0.00	0	0	15,000	0	15,000
27-0512-0012001	J Ryan Prof Film Studies- Dixon; Wheeler	10,000	0.00	0	0.00	0	0	10,000	0	10,000
27-0512-0015001	Luschei Editorship Prairie SchoonerDawes	10,000	0.00	0	0.00	0	0	10,000	0	10,000
27-0512-0027001	James& Roberta Woodress Cather Fund Proj	0	0.00	2,670	0.03	673	0	3,343	0	3,343
27-0514-0003001	Schultz College Prof-Loope	5,000	0.00	0	0.00	0	0	5,000	0	5,000
27-0514-0006001	T Mylan Stout College Prof-Harwood	7,500	0.00	0	0.00	0	0	7,500	0	7,500
27-0514-0107001	George Holmes University Professor-Fritz	15,000	0.00	0	0.00	0	0	15,000	0	15,000
27-0514-0204001	Stout Dist. Prof-Watkins	5,000	0.00	0	0.00	1,294	0	6,294	0	6,294
27-0516-0004001	James L Sellers College Prof-Coble	10,000	0.00	0	0.00	0	0	10,000	0	10,000
27-0516-0006001	Thomas C Sorensen Prof-Winkle; K.	10,000	0.00	0	0.00	0	0	10,000	0	10,000
27-0516-0009001	Samuel Clark Waugh Prof-Ambrosius	7,500	0.00	0	0.00	0	0	7,500	0	7,500
27-0516-0012001	Varner Professorship-Burnett	10,000	0.00	0	0.00	0	0	10,000	0	10,000
27-0516-0013001	Thompson Fund Prof-Burnett	5,000	0.00	0	0.00	0	0	5,000	0	5,000
27-0516-0030001	James A Rawley Prof in History	15,000	0.00	0	0.00	385	0	15,385	0	15,385
27-0516-0045001	Charles & Linda Wilson Professorship	10,000	0.00	0	0.00	0	0	10,000	0	10,000
27-0518-0011001	Harold E. Spencer Prof-Balasubramanian	5,000	0.00	0	0.00	0	0	5,000	0	5,000
27-0521-0001001	Holmes Distinguished Prof-Sellmyer	15,000	0.00	0	0.00	0	0	15,000	0	15,000
27-0521-0021001	George Holmes Univ Prof-Tsymbal	15,000	0.00	0	0.00	0	0	15,000	0	15,000
27-0522-0005001	Foundation Regents Univ Prof-Hibbing; J.	10,000	0.00	0	0.00	0	0	10,000	0	10,000
27-0522-0030001	Samuel Clark Waugh Prof-Hillebrecht	2,500	0.00	0	0.00	0	0	2,500	0	2,500
27-0523-0004001	Happold Fund	5,000	0.00	0	0.00	946	0	5,946	0	5,946
27-0523-0085001	Thompson Chancellor Prof-Molfese	15,000	0.00	0	0.00	0	0	15,000	0	15,000
27-0524-0004001	Happold Fund	10,000	0.00	0	0.00	2,124	0	12,124	0	12,124
27-0525-0015001	Debate Director Fund-Justin Kirk	58,000	1.00	0	0.00	19,855	0	77,855	0	77,855
27-0526-0001001	Great Plains Studies-Operations Fund	0	0.00	79,794	2.00	31,050	0	110,844	0	110,844
27-0526-0008001	Great Plains Studies-Christlieb Gallery	0	0.00	73,620	1.68	17,962	0	91,582	0	91,582
	TOTAL	**816,242**	**4.60**	**2,534,914**	**49.84**	**903,811**	**0**	**4,254,967**	**0**	**4,254,967**

UNL-Auxiliary-719 Auxiliaries & Services/Restricted

COST OBJECT		FACULTY Dollar	FACULTY FTE	NON FACULTY Dollar	NON FACULTY FTE	EMPLOYEE BENEFITS	PERSONAL SERVICE CREDITS	TOTAL PERSONAL SERVICES	TOTAL OPERATING EXPENSES	TOTAL

COST OBJECT LISTING BY SUB PROGRAM
2020-2021GENERAL OPERATING BUDGET
UNIVERSITY OF NEBRASKA - LINCOLN
Excluding IANR and NCTA

SUBPROGRAM #/NAME: 05 College of Arts and Sciences

UNL-Auxiliary-719 Auxiliaries & Services/Restricted

COST OBJECT		FACULTY Dollar	FACULTY FTE	NON FACULTY Dollar	NON FACULTY FTE	EMPLOYEE BENEFITS	PERSONAL SERVICE CREDITS	TOTAL PERSONAL SERVICES	TOTAL OPERATING EXPENSES	TOTAL
23-0506-0001	Cedar Point Biological Station	0	0.00	0	0.00	0	0	0	58,816	58,816
	TOTAL	**0**	**0.00**	**0**	**0.00**	**0**	**0**	**0**	**58,816**	**58,816**
	SUB PROGRAM TOTAL	**39,812,908**	**395**	**22,410,710**	**483**	**13,885,553**	**0**	**76,109,171**	**5,019,266**	**81,128,437**

SUBPROGRAM #/NAME: 06 College of Business Administration

UNL-State General Fund-711 State & University Generated/Unrestricted

COST OBJECT		FACULTY Dollar	FACULTY FTE	NON FACULTY Dollar	NON FACULTY FTE	EMPLOYEE BENEFITS	PERSONAL SERVICE CREDITS	TOTAL PERSONAL SERVICES	TOTAL OPERATING EXPENSES	TOTAL
21-0601-0001	College of Business Dean	617,727	0.00	1,811,399	24.30	410,807	0	2,839,933	75,776	2,915,709
21-0601-5102	POE Nebraska Center for Entrepreneurship	63,205	0.40	80,281	0.60	0	0	143,486	0	143,486
21-0601-5701	CoB Dean Distance Ed	3,803,763	22.74	13,843	0.25	0	0	3,817,606	1,672,598	5,490,204
21-0601-5702	CoB Offutt Distance Ed	0	0.00	0	0.00	0	0	0	1,423,877	1,423,877
21-0602-0001	College of Business General	0	0.00	48,940	0.00	79,074	0	128,014	785,989	914,003
21-0602-5801	CoB Differential Tuition	3,317,391	22.86	2,404,266	36.96	0	0	5,721,657	0	5,721,657
21-0605-0001	Bureau Business Research	0	0.00	86,535	2.66	415	0	86,950	0	86,950
21-0606-0001	School Of Accountancy	2,888,421	13.19	278,485	6.10	600,720	0	3,767,626	0	3,767,626
21-0607-0001	Economics	1,296,746	10.20	454,634	8.05	407,343	0	2,158,723	0	2,158,723
21-0608-0001	Finance	1,927,888	9.30	262,062	5.30	403,761	0	2,593,711	0	2,593,711
21-0608-0002	Finance-Actuarial Science	230,227	2.00	22,381	0.75	71,441	0	324,049	0	324,049
21-0609-0001	Management	1,419,743	9.10	462,229	7.50	348,489	0	2,230,461	0	2,230,461
21-0609-0002	Management Center For Economic Inov	0	0.00	80,413	1.63	15,832	0	96,245	27,676	123,921
21-0609-5101	POE Management-Building Leadership	0	0.00	155,927	0.84	0	0	155,927	0	155,927
21-0610-0001	Marketing	981,347	6.30	264,345	5.10	253,284	0	1,498,976	0	1,498,976
21-0610-0002	Marketing Rural Economy	0	0.00	56,485	2.76	8,511	0	64,996	6,581	71,577
21-0611-0001	Economics Education	216,512	1.00	923	0.00	38,295	0	255,730	0	255,730
21-0611-0002	Econ Educ-Ne Council Econ Educ	81,368	1.07	46,501	0.50	25,587	0	153,456	0	153,456
21-0614-0001	SCMA-Supply Chain Management & Analytics	1,344,936	8.88	40,040	1.00	288,566	0	1,673,542	0	1,673,542
	TOTAL	**18,189,274**	**107.03**	**6,569,689**	**104.29**	**2,952,125**	**0**	**27,711,088**	**3,992,497**	**31,703,585**

UNL-State General Fund-711 Revolving/Designated

COST OBJECT		FACULTY Dollar	FACULTY FTE	NON FACULTY Dollar	NON FACULTY FTE	EMPLOYEE BENEFITS	PERSONAL SERVICE CREDITS	TOTAL PERSONAL SERVICES	TOTAL OPERATING EXPENSES	TOTAL
22-0601-0001	Executive Education	0	0.00	61,109	1.00	13,000	0	74,109	94,238	168,347
22-0601-0002	Tax Institute	0	0.00	67,207	1.55	20,501	0	87,708	350,000	437,708
22-0602-0001	CoB Student Tech Fees	0	0.00	0	0.00	0	0	0	160,000	160,000
22-0602-0002	CoB Course Fees	0	0.00	0	0.00	0	0	0	35,000	35,000
22-0602-0003	CoB Tech Solutions Center	0	0.00	0	0.00	0	0	0	75,000	75,000
22-0605-0001	Bureau Business Research Publications	0	0.00	105,555	1.50	22,887	0	128,442	7,000	135,442
	TOTAL	**0**	**0.00**	**233,871**	**4.05**	**56,388**	**0**	**290,259**	**721,238**	**1,011,497**

UNL-Trust-Grant/Cont/Loan/End-718 Trust/Restricted

COST OBJECT		FACULTY Dollar	FACULTY FTE	NON FACULTY Dollar	NON FACULTY FTE	EMPLOYEE BENEFITS	PERSONAL SERVICE CREDITS	TOTAL PERSONAL SERVICES	TOTAL OPERATING EXPENSES	TOTAL
26-0606-0012001	Delmar Lienemann Sr Chair of Accountancy	45,000	0.00	0	0.00	0	0	45,000	0	45,000
26-0609-0021001	Hawks/Othmer Prof-Gardner; William	25,000	0.00	0	0.00	0	0	25,000	0	25,000
26-0609-0022001	Othmer Match-Gardner; William	15,984	0.00	0	0.00	0	0	15,984	0	15,984
26-0614-0012001	Stuart / Othmer Prof-Olson; David	19,000	0.00	0	0.00	0	0	19,000	0	19,000

COST OBJECT LISTING BY SUB PROGRAM
2020-2021GENERAL OPERATING BUDGET
UNIVERSITY OF NEBRASKA - LINCOLN
Excluding IANR and NCTA

SUBPROGRAM #/NAME: 06 College of Business Administration

UNL-Trust-Grant/Cont/Loan/End-718 Trust/Restricted

COST OBJECT		FACULTY Dollar	FACULTY FTE	NON FACULTY Dollar	NON FACULTY FTE	EMPLOYEE BENEFITS	PERSONAL SERVICE CREDITS	TOTAL PERSONAL SERVICES	TOTAL OPERATING EXPENSES	TOTAL
26-0614-0013001	Othmer Match for Stuart Fd-Olson; David	19,000	0.00	0	0.00	0	0	19,000	0	19,000
27-0601-0001001	Business Admin Development Fund	58,000	0.40	101,500	0.60	16,897	0	176,397	0	176,397
27-0601-0018001	Stuart CBA Dean-Plowman	0	0.00	40,000	0.10	0	0	40,000	0	40,000
27-0606-0004001	Raymond C Dein College Prof-Smith; David	5,000	0.00	0	0.00	0	0	5,000	0	5,000
27-0606-0005001	Deloitte & Touche Col Prof-Smith; David	5,000	0.00	0	0.00	0	0	5,000	0	5,000
27-0606-0006001	KPMG/Peat Marwick Col Prof-Crabtree	5,000	0.00	0	0.00	0	0	5,000	0	5,000
27-0606-0007001	Faulkner Honored Service Prof-Goebel	10,000	0.00	0	0.00	0	0	10,000	0	10,000
27-0606-0010001	BKD LLC College Prof-Shoemaker	20,000	0.00	0	0.00	0	0	20,000	0	20,000
27-0607-0004001	Nelson College Professor-Fuess	25,000	0.00	0	0.00	0	0	25,000	0	25,000
27-0607-0006001	James & Helen Hanson College Prof-Schmid	10,000	0.00	0	0.00	0	0	10,000	0	10,000
27-0607-0007001	Baird Family Prof-Anderson; John	15,000	0.00	0	0.00	0	0	15,000	0	15,000
27-0607-0013001	Journal of Economic Education Fund	0	0.00	14,467	0.48	1,202	0	15,669	0	15,669
27-0607-0020001	Faulkner College Prof-Allgood	15,000	0.00	0	0.00	0	0	15,000	0	15,000
27-0608-0006001	Nebr Bankers Assn Col Prof-Karels	5,000	0.00	0	0.00	0	0	5,000	0	5,000
27-0608-0008001	Faulkner College Prof-Ramsay	10,000	0.00	0	0.00	0	0	10,000	0	10,000
27-0608-0014001	Hayes Chair Actuarial Science-S Vagts	20,000	0.00	0	0.00	0	0	20,000	0	20,000
27-0608-0017001	N Z Snell Life Insurance Professorship	10,000	0.00	0	0.00	0	0	10,000	0	10,000
27-0608-0022001	State Farm College Prof- Kathleen Farrel	15,000	0.00	0	0.00	0	0	15,000	0	15,000
27-0608-0023001	Ameritas Actuarial Faculty Fellow-Vagts	15,000	0.00	0	0.00	0	0	15,000	0	15,000
27-0608-0025001	Paul C Burmeister Col Prof-Unlu	5,000	0.00	0	0.00	0	0	5,000	0	5,000
27-0608-0069001	NE Bankers Association Prof-Moser	5,000	0.00	0	0.00	0	0	5,000	0	5,000
27-0609-0003001	Firstier Bank Dist Prof-Welbourne	25,000	0.00	0	0.00	0	0	25,000	0	25,000
27-0609-0043001	Faulkner College Prof-Duchon; Dennis	15,000	0.00	0	0.00	0	0	15,000	0	15,000
27-0610-0001001	Gold Distinguished Prof-Carlson; Leslie	10,000	0.00	0	0.00	0	0	10,000	0	10,000
27-0610-0004001	Marshall College Prof-Saini	10,000	0.00	0	0.00	0	0	10,000	0	10,000
27-0610-0007001	Hollman College Prof-Gentry	15,000	0.00	0	0.00	0	0	15,000	0	15,000
27-0610-0014001	Marketing	10,630	0.00	0	0.00	0	0	10,630	0	10,630
27-0610-0015001	W.W. Marshall Professorship #2-Kumar	5,000	0.00	0	0.00	0	0	5,000	0	5,000
27-0611-0001001	Nebr Council On Economic Educ Fund	0	0.00	124,970	2.43	23,188	0	148,158	0	148,158
27-0611-0005001	Hay Prof-Walstad	15,000	0.00	0	0.00	0	0	15,000	0	15,000
27-0611-0008001	NE Bankers Association Prof-Davidson	5,000	0.00	0	0.00	0	0	5,000	0	5,000
27-0613-0003001	NU Fdn Clftn Strgth Inst Fac Sup	55,000	0.50	210,700	3.50	46,283	0	311,983	0	311,983
27-0614-0011001	C Wheaton Battey Dist Prof-Schniederjans	5,000	0.00	0	0.00	0	0	5,000	0	5,000
	TOTAL	**547,614**	**0.90**	**491,637**	**7.11**	**87,570**	**0**	**1,126,821**	**0**	**1,126,821**

UNL-Auxiliary-719 Auxiliaries & Services/Restricted

COST OBJECT		FACULTY Dollar	FACULTY FTE	NON FACULTY Dollar	NON FACULTY FTE	EMPLOYEE BENEFITS	PERSONAL SERVICE CREDITS	TOTAL PERSONAL SERVICES	TOTAL OPERATING EXPENSES	TOTAL
23-0602-0001	CoB Oxford Study Program	0	0.00	0	0.00	0	0	0	450,000	450,000
	TOTAL	**0**	**0.00**	**0**	**0.00**	**0**	**0**	**0**	**450,000**	**450,000**
	SUB PROGRAM TOTAL	**18,736,888**	**108**	**7,295,197**	**115**	**3,096,083**	**0**	**29,128,168**	**5,163,735**	**34,291,903**

SUBPROGRAM #/NAME: 07 College of Fine and Performing Arts

UNL-State General Fund-711 State & University Generated/Unrestricted

COST OBJECT		FACULTY Dollar	FACULTY FTE	NON FACULTY Dollar	NON FACULTY FTE	EMPLOYEE BENEFITS	PERSONAL SERVICE CREDITS	TOTAL PERSONAL SERVICES	TOTAL OPERATING EXPENSES	TOTAL
21-0701-0001	Fine & Performing Arts-Dean's Office	0	0.00	1,024,786	13.68	277,845	0	1,302,631	0	1,302,631
21-0702-0001	Fine & Performing Arts-General	615,730	0.00	26,169	0.00	7,157	0	649,056	208,150	857,206

COST OBJECT LISTING BY SUB PROGRAM
2020-2021GENERAL OPERATING BUDGET
UNIVERSITY OF NEBRASKA - LINCOLN
Excluding IANR and NCTA

SUBPROGRAM #/NAME: 07 College of Fine and Performing Arts

UNL-State General Fund-711 State & University Generated/Unrestricted

COST OBJECT		FACULTY Dollar	FACULTY FTE	NON FACULTY Dollar	NON FACULTY FTE	EMPLOYEE BENEFITS	PERSONAL SERVICE CREDITS	TOTAL PERSONAL SERVICES	TOTAL OPERATING EXPENSES	TOTAL
21-0702-5102	POE FPA-Digital Media	0	0.00	56,277	1.24	0	0	56,277	0	56,277
21-0702-5701	Fine & Performing Arts-Distance Ed	0	0.00	56,806	1.32	0	0	56,806	12,897	69,703
21-0705-0001	Art-Dept Oper	1,595,530	20.00	438,543	9.04	548,986	0	2,583,059	41,714	2,624,773
21-0705-5701	Art History Distance Ed	0	0.00	8,623	0.21	0	0	8,623	31,308	39,931
21-0706-0001	GKSOM-Dept Oper	3,338,978	42.00	1,169,666	25.84	1,212,347	0	5,720,991	49,262	5,770,253
21-0706-0004	GKSOM-Music Tours	0	0.00	0	0.00	0	0	0	3,000	3,000
21-0706-0006	GKSOM-Piano Pgm	0	0.00	0	0.00	0	0	0	12,000	12,000
21-0706-0007	GKSOM-Opera Pgm	0	0.00	0	0.00	0	0	0	5,000	5,000
21-0706-0009	GKSOM-Band Pgms Support	0	0.00	0	0.00	0	0	0	3,000	3,000
21-0706-5701	GKSOM-Music Distance Ed	0	0.00	0	0.00	0	0	0	25,764	25,764
21-0707-0001	Theatre Arts-Dept Oper	656,303	9.00	608,912	11.63	351,971	0	1,617,186	40,839	1,658,025
21-0707-0003	Theatre Arts-NE Rep Theatre	0	0.00	0	0.00	0	0	0	13,453	13,453
21-0707-5701	Theatre Distance Ed	0	0.00	16,009	0.37	0	0	16,009	0	16,009
21-0709-0001	Carson Ctr for Emerg Media Arts-Oper	415,373	5.00	0	0.00	167,360	0	582,733	0	582,733
21-0709-5701	Carson Ctr for Emerg Media Arts-Dist Ed	0	0.00	209,127	1.00	0	0	209,127	52,373	261,500
	TOTAL	**6,621,914**	**76.00**	**3,614,918**	**64.33**	**2,565,666**	**0**	**12,802,498**	**498,760**	**13,301,258**

UNL-State General Fund-711 Revolving/Designated

COST OBJECT		FACULTY Dollar	FACULTY FTE	NON FACULTY Dollar	NON FACULTY FTE	EMPLOYEE BENEFITS	PERSONAL SERVICE CREDITS	TOTAL PERSONAL SERVICES	TOTAL OPERATING EXPENSES	TOTAL
22-0702-0004	FPA Gen-Student Tech Fee	0	0.00	0	0.00	0	0	0	75,000	75,000
22-0706-0005	GKSOM-Music/Opera Theatre	0	0.00	0	0.00	0	0	0	7,500	7,500
22-0706-0006	GKSOM-Kimball Recital Hall	0	0.00	15,000	0.23	1,972	0	16,972	40,000	56,972
22-0706-0008	GKSOM-Band Wkshop/Clinics	0	0.00	0	0.00	0	0	0	85,000	85,000
22-0706-0012	GKSOM-Summer Workshops	0	0.00	0	0.00	0	0	0	10,000	10,000
22-0706-0014	GKSOM-Athletic Bands	0	0.00	48,036	1.20	18,151	0	66,187	30,000	96,187
22-0707-0001	Theatre Arts-Productions	0	0.00	0	0.00	0	0	0	32,816	32,816
22-0707-0002	Theatre Arts-Rentals	0	0.00	6,581	0.99	0	0	6,581	54,985	61,566
22-0707-0004	Theatre Arts-NE Repertory Theatre	0	0.00	57,506	0.00	0	0	57,506	37,895	95,401
	TOTAL	**0**	**0.00**	**127,123**	**2.42**	**20,123**	**0**	**147,246**	**373,196**	**520,442**

UNL-Trust-Grant/Cont/Loan/End-718 Trust/Restricted

COST OBJECT		FACULTY Dollar	FACULTY FTE	NON FACULTY Dollar	NON FACULTY FTE	EMPLOYEE BENEFITS	PERSONAL SERVICE CREDITS	TOTAL PERSONAL SERVICES	TOTAL OPERATING EXPENSES	TOTAL
27-0702-7252107	HL College Professorship	12,000	0.00	0	0.00	0	0	12,000	0	12,000
27-0702-7252301	HL Endowed Dean-O'Connor	0	0.00	20,000	0.00	0	0	20,000	0	20,000
27-0706-0009001	Scribante College Prof - Barnes	10,000	0.00	0	0.00	0	0	10,000	0	10,000
27-0706-0010001	Larson College Prof-Bailey	20,000	0.00	0	0.00	0	0	20,000	0	20,000
27-0706-0012001	Steinhart College Prof-Nierman	10,000	0.00	0	0.00	0	0	10,000	0	10,000
27-0706-0022001	Ione Bowlin Endowment Fund	0	0.00	10,819	0.23	3,262	0	14,081	0	14,081
27-0706-1077001	Ron & Carol Cope Professorship-Nierman	10,000	0.00	0	0.00	0	0	10,000	0	10,000
27-0706-2830401	Glenn Korff Professorship	0	0.00	12,000	0.00	0	0	12,000	0	12,000
27-0706-2830499	Glenn Korff Faculty Support Admin.	0	0.00	1,000	0.00	337	0	1,337	0	1,337
27-0707-8664831	NE Rep Professorship	10,000	0.00	0	0.00	2,271	0	12,271	0	12,271
27-0708-2908101	Mary Riepma Ross Operations	0	0.00	120,235	3.12	34,919	0	155,154	211,000	366,154
27-0709-3699101	Carson Center EMA Professorships	10,000	0.00	0	0.00	2,739	0	12,739	0	12,739
	TOTAL	**82,000**	**0.00**	**164,054**	**3.35**	**43,528**	**0**	**289,582**	**211,000**	**500,582**

COST OBJECT LISTING BY SUB PROGRAM
2020-2021GENERAL OPERATING BUDGET
UNIVERSITY OF NEBRASKA - LINCOLN
Excluding IANR and NCTA

SUBPROGRAM #/NAME: 07 College of Fine and Performing Arts

UNL-Auxiliary-719 Auxiliaries & Services/Restricted

COST OBJECT		FACULTY Dollar	FACULTY FTE	NON FACULTY Dollar	NON FACULTY FTE	EMPLOYEE BENEFITS	PERSONAL SERVICE CREDITS	TOTAL PERSONAL SERVICES	TOTAL OPERATING EXPENSES	TOTAL
23-0708-0001	Mary Riepma Ross Film Theater	0	0.00	187,888	3.04	28,956	0	216,844	26,567	243,411
	TOTAL	**0**	**0.00**	**187,888**	**3.04**	**28,956**	**0**	**216,844**	**26,567**	**243,411**
	SUB PROGRAM TOTAL	**6,703,914**	**76**	**4,093,983**	**73**	**2,658,273**	**0**	**13,456,170**	**1,109,523**	**14,565,693**

SUBPROGRAM #/NAME: 11 College of Engineering and Technology

UNL-State General Fund-711 State & University Generated/Unrestricted

COST OBJECT		FACULTY Dollar	FACULTY FTE	NON FACULTY Dollar	NON FACULTY FTE	EMPLOYEE BENEFITS	PERSONAL SERVICE CREDITS	TOTAL PERSONAL SERVICES	TOTAL OPERATING EXPENSES	TOTAL
21-1101-0001	CoE	68,611	0.60	2,537,819	26.18	617,892	0	3,224,322	208,864	3,433,186
21-1101-0002	CoE_Omaha	0	0.00	248,068	6.00	47,574	0	295,642	26,477	322,119
21-1101-0011	CoE_Communications	0	0.00	0	0.00	0	0	0	50,000	50,000
21-1101-5701	CoE_Dist Ed	0	0.00	76,500	1.00	0	0	76,500	32,986	109,486
21-1102-0001	CoE_General	1,394,000	0.00	1,353,127	1.50	82,070	0	2,829,197	85,579	2,914,776
21-1102-0002	CoE_General Travel	0	0.00	0	0.00	0	0	0	25,000	25,000
21-1102-0009	CoE_Ed Enhance-Scholarships	0	0.00	0	0.00	0	0	0	439,786	439,786
21-1102-5801	CoE_Diff T_Deans Pool	2,869,593	6.10	814,236	14.10	0	0	3,683,829	0	3,683,829
21-1102-5802	CoE_Diff T_Deans Prof Fee Tuit Pool	91,000	1.00	1,842,374	29.80	0	0	1,933,374	157,169	2,090,543
21-1105-0001	CoE_Research Center	0	0.00	213,255	3.50	94,386	0	307,641	10,404	318,045
21-1106-0001	CHME	1,742,011	13.30	302,024	4.70	500,536	0	2,544,571	46,560	2,591,131
21-1106-5103	CHME_POE_Bio Med	195,008	2.00	0	0.00	0	0	195,008	0	195,008
21-1107-0001	CEE_Lincoln	1,220,068	9.57	398,869	5.65	371,479	0	1,990,416	23,146	2,013,562
21-1107-5120	CEE_POE_Manufacturing	106,705	1.00	0	0.00	0	0	106,705	0	106,705
21-1108-0001	CSE	975,054	8.40	342,057	4.18	294,914	0	1,612,025	28,364	1,640,389
21-1108-5104	CSE_POE_Nano Technology	163,839	1.00	0	0.00	0	0	163,839	0	163,839
21-1108-5120	CSE_POE_Manufacturing	208,608	2.00	0	0.00	0	0	208,608	0	208,608
21-1108-5807	CSE_Diff T_Senior Design	0	0.00	101,750	1.00	0	0	101,750	0	101,750
21-1120-0001	CEE_Omaha	1,073,832	10.40	230,089	3.50	342,910	0	1,646,831	27,702	1,674,533
21-1120-0008	CEE_Omaha_PKI Strategic Initiative	183,599	2.00	0	0.00	53,126	0	236,725	250,000	486,725
21-1120-5120	CEE_Omaha_POE_Manufacturing	97,692	1.00	0	0.00	0	0	97,692	0	97,692
21-1120-5150	CEE_Omaha_POE_Defense	89,045	1.00	0	0.00	0	0	89,045	0	89,045
21-1122-0001	DSAEC_Arch Engr & Constr	2,880,173	27.80	62,888	0.40	706,077	0	3,649,138	30,199	3,679,337
21-1122-0004	DSAEC_Staff Expenditures	0	0.00	197,406	4.00	58,573	0	255,979	0	255,979
21-1122-0006	DSAEC_Events/Special Activities	0	0.00	0	0.00	0	0	0	10,000	10,000
21-1122-0010	DSAEC_Graduate Teaching Assts	0	0.00	21,115	0.00	0	0	21,115	0	21,115
21-1122-1005	DSAEC_Mail	0	0.00	0	0.00	0	0	0	2,500	2,500
21-1122-1006	DSAEC_Printing	0	0.00	0	0.00	0	0	0	10,000	10,000
21-1122-1007	DSAEC_Telephone	0	0.00	0	0.00	0	0	0	20,000	20,000
21-1122-1012	DSAEC_Other	0	0.00	0	0.00	0	0	0	35,000	35,000
21-1122-1018	DSAEC_Innovative Teaching Initiati	0	0.00	0	0.00	0	0	0	10,000	10,000
21-1122-1019	DSAEC_Institutional Fees	0	0.00	0	0.00	0	0	0	5,000	5,000
21-1122-5102	DSAEC_POE_Arch Engr	129,386	0.40	129,188	0.60	0	0	258,574	0	258,574
21-1122-5150	DSAEC_POE_Defense	89,707	1.00	0	0.00	0	0	89,707	0	89,707
21-1123-0001	MME	3,584,200	30.29	436,841	8.43	965,005	0	4,986,046	121,188	5,107,234
21-1123-5102	Award_POE_Tan; Li	67,438	0.67	0	0.00	0	0	67,438	0	67,438
21-1123-5103	Award_POE_EPSCoR Lim; Jung Yul	42,975	0.44	0	0.00	0	0	42,975	0	42,975
21-1123-5104	Startup_POE_Sutter; Eli A	63,921	0.38	0	0.00	0	0	63,921	0	63,921
21-1123-5105	Startup_POE_Wang; Jian	132,577	1.00	0	0.00	0	0	132,577	0	132,577
21-1123-5109	Startup_POE_Markvicka; Eric J	91,000	1.00	0	0.00	0	0	91,000	0	91,000

COST OBJECT LISTING BY SUB PROGRAM
2020-2021GENERAL OPERATING BUDGET
UNIVERSITY OF NEBRASKA - LINCOLN
Excluding IANR and NCTA

SUBPROGRAM #/NAME: 11 College of Engineering and Technology

UNL-State General Fund-711 State & University Generated/Unrestricted

COST OBJECT		FACULTY Dollar	FACULTY FTE	NON FACULTY Dollar	NON FACULTY FTE	EMPLOYEE BENEFITS	PERSONAL SERVICE CREDITS	TOTAL PERSONAL SERVICES	TOTAL OPERATING EXPENSES	TOTAL
21-1123-5120	MME_POE_Manufacturing	90,799	1.00	0	0.00	0	0	90,799	0	90,799
21-1123-5150	MME_POE_Defense	89,726	1.00	0	0.00	0	0	89,726	0	89,726
21-1123-5160	MME_POE_Biomed	188,430	2.00	0	0.00	0	0	188,430	0	188,430
21-1125-0001	ECE	2,362,276	17.72	828,936	13.93	746,640	0	3,937,852	40,590	3,978,442
21-1125-0101	ECE_Omaha_Operations	986,632	8.46	191,373	3.65	312,297	0	1,490,302	27,877	1,518,179
21-1125-0102	ECE_PKI Strategic Initiative	87,181	1.00	0	0.00	24,569	0	111,750	0	111,750
21-1125-5102	ECE_POE_Fac Cluster Support	273,642	2.54	0	0.00	0	0	273,642	0	273,642
21-1125-5105	Award_POE_Schubert; Mathias	81,282	0.63	0	0.00	0	0	81,282	0	81,282
21-1125-5120	ECE_POE_Manufacturing	282,792	2.00	0	0.00	0	0	282,792	0	282,792
21-1125-5150	ECE_POE_Defense	94,366	1.00	0	0.00	0	0	94,366	0	94,366
	TOTAL	**22,097,168**	**159.70**	**10,327,915**	**132.12**	**5,218,048**	**0**	**37,643,131**	**1,724,391**	**39,367,522**

UNL-State General Fund-711 Revolving/Designated

COST OBJECT		FACULTY Dollar	FACULTY FTE	NON FACULTY Dollar	NON FACULTY FTE	EMPLOYEE BENEFITS	PERSONAL SERVICE CREDITS	TOTAL PERSONAL SERVICES	TOTAL OPERATING EXPENSES	TOTAL
22-1102-0004	CoE_Svc Ctr_Mechanical Shop	0	0.00	4,441	0.00	0	0	4,441	34,500	38,941
22-1102-0005	CoE_Omaha_Svc Ctr_Reproductions	0	0.00	0	0.00	0	0	0	20,222	20,222
22-1102-0010	CoE_Student Tech Fee	0	0.00	41,616	0.50	11,326	0	52,942	0	52,942
22-1102-0012	CoE_Omaha_Student Tech Fee	0	0.00	48,646	1.00	15,528	0	64,174	0	64,174
22-1102-0025	CoE_Svc Ctr_NERcF	0	0.00	27,500	0.50	4,843	0	32,343	0	32,343
22-1106-0001	CHME_Lab Fees	0	0.00	0	0.00	0	0	0	1,600	1,600
22-1106-0020	Consulting_Van Cott; Kevin Service Ctrct	0	0.00	55,608	1.00	21,538	0	77,146	0	77,146
22-1107-0004	CEE_Lab Fees	0	0.00	0	0.00	0	0	0	2,500	2,500
22-1108-0010	CSE_Equipment	0	0.00	0	0.00	0	0	0	60,000	60,000
22-1113-1001	MwRSF_Svc Ctr_Salaries	329,975	2.91	815,565	14.09	283,417	0	1,428,957	0	1,428,957
22-1120-0001	CEE_Omaha_Lab Fees	0	0.00	0	0.00	0	0	0	12,000	12,000
22-1121-0003	NTC_Svc Ctr_Admin	0	0.00	69,000	1.00	19,481	0	88,481	0	88,481
22-1122-0114	DSAEC_Construction Management_Lab Fees	0	0.00	0	0.00	0	0	0	3,000	3,000
22-1123-0002	MME_Lab Fees	0	0.00	0	0.00	0	0	0	33,000	33,000
22-1123-0010	MME_Equipment	0	0.00	0	0.00	0	0	0	93,000	93,000
22-1124-0003	BPDF_Residual Bal	0	0.00	202,017	5.00	69,423	0	271,440	0	271,440
22-1125-0003	ECE_Svc Ctr_Electrical Shop	0	0.00	1,438	0.00	0	0	1,438	4,153	5,591
22-1125-0006	ECE_Lab Fees	0	0.00	0	0.00	0	0	0	5,000	5,000
22-1125-0101	ECE_Omaha_Lab Fees	0	0.00	0	0.00	0	0	0	4,000	4,000
	TOTAL	**329,975**	**2.91**	**1,265,831**	**23.09**	**425,556**	**0**	**2,021,362**	**272,975**	**2,294,337**

UNL-Federal Advance-717 Federal/Restricted

COST OBJECT		FACULTY Dollar	FACULTY FTE	NON FACULTY Dollar	NON FACULTY FTE	EMPLOYEE BENEFITS	PERSONAL SERVICE CREDITS	TOTAL PERSONAL SERVICES	TOTAL OPERATING EXPENSES	TOTAL
25-1123-0046001	DOE NE Industrial Assessment Center	0	0.00	61,248	1.00	9,069	0	70,317	0	70,317
25-1125-0023001	DTRA Radiation Monitoring Sensors	22,582	0.20	0	0.00	4,500	0	27,082	0	27,082
	TOTAL	**22,582**	**0.20**	**61,248**	**1.00**	**13,569**	**0**	**97,399**	**0**	**97,399**

UNL-Trust-Grant/Cont/Loan/End-718 Trust/Restricted

COST OBJECT		FACULTY Dollar	FACULTY FTE	NON FACULTY Dollar	NON FACULTY FTE	EMPLOYEE BENEFITS	PERSONAL SERVICE CREDITS	TOTAL PERSONAL SERVICES	TOTAL OPERATING EXPENSES	TOTAL
26-1107-0086001	Keith Klaasmeyer/Othmer Chair-Rilett	7,500	0.00	0	0.00	0	0	7,500	0	7,500
26-1107-0087001	Othmer Match for Klaasmeyer Fund-Rilett	7,500	0.00	0	0.00	2,756	0	10,256	0	10,256
26-1107-0184001	Voelte/Keegan Othmer Chair Stipend	5,000	0.00	0	0.00	0	0	5,000	0	5,000

COST OBJECT LISTING BY SUB PROGRAM
2020-2021GENERAL OPERATING BUDGET
UNIVERSITY OF NEBRASKA - LINCOLN
Excluding IANR and NCTA

SUBPROGRAM #/NAME: 11 College of Engineering and Technology

UNL-Trust-Grant/Cont/Loan/End-718 Trust/Restricted

COST OBJECT		FACULTY Dollar	FACULTY FTE	NON FACULTY Dollar	NON FACULTY FTE	EMPLOYEE BENEFITS	PERSONAL SERVICE CREDITS	TOTAL PERSONAL SERVICES	TOTAL OPERATING EXPENSES	TOTAL
26-1107-0185001	Othmer Match for Voelte/Keegan Chair	5,000	0.00	0	0.00	0	0	5,000	0	5,000
26-1123-0214001	UNMC Engineered Pediatric Valve	0	0.00	33,664	1.00	10,523	0	44,187	0	44,187
26-1123-0253001	NSRI BT Spring 20	0	0.00	69,360	1.00	9,007	0	78,367	0	78,367
27-1101-0007016	Recruitment and Outreach	0	0.00	65,000	1.00	24,831	0	89,831	0	89,831
27-1101-0013001	Richard L McNeel Prof Engr-Wei	20,000	0.00	0	0.00	0	0	20,000	0	20,000
27-1101-0020002	General Development	10,000	0.00	0	0.00	680	0	10,680	0	10,680
27-1106-0006001	Anderson Fund Prof-Saraf; Ravi	10,000	0.00	0	0.00	0	0	10,000	0	10,000
27-1106-0007001	COE Distinguished Prof of CE-Viljoen	10,000	0.00	0	0.00	0	0	10,000	0	10,000
27-1106-0020010	College Prof William Velander	15,000	0.00	0	0.00	0	0	15,000	0	15,000
27-1107-0004001	Brightfelt College Professor-Nowak	15,000	0.00	0	0.00	0	0	15,000	0	15,000
27-1108-0001001	Henson College Prof - Dwyer; Matt	10,000	0.00	0	0.00	0	0	10,000	0	10,000
27-1108-0003002	Goddard Distinguished Scholar	10,000	0.00	0	0.00	1,625	0	11,625	0	11,625
27-1111-0003001	Dist Engr College Professor-Rajurkar	10,000	0.00	0	0.00	0	0	10,000	0	10,000
27-1122-0009001	Durham Dist Prof-Puckett	15,000	0.00	0	0.00	0	0	15,000	0	15,000
27-1123-0004001	MECHANICAL/MATERIAL ENGR	5,100	0.00	0	0.00	1,333	0	6,433	0	6,433
27-1123-0005001	McBroom Fund Prof - Dzenis	10,000	0.00	0	0.00	0	0	10,000	0	10,000
27-1123-0006003	Faculty Fellow Brightfelt - Turner	10,000	0.00	0	0.00	0	0	10,000	0	10,000
27-1123-0006004	Faculty Fellow Brightfelt - Shield	10,000	0.00	0	0.00	0	0	10,000	0	10,000
27-1123-0007001	MECHANICAL/MATERIAL ENGR	5,100	0.00	0	0.00	1,435	0	6,535	0	6,535
27-1123-0015001	Lederer Engineering Prof - Farritor	10,000	0.00	0	0.00	0	0	10,000	0	10,000
27-1125-0001002	Mohr Distinguished Prof - Ianno	10,000	0.00	0	0.00	0	0	10,000	0	10,000
27-1125-0001003	Blackman Distinguished Prof - Choobineh	10,000	0.00	0	0.00	0	0	10,000	0	10,000
27-1125-0001004	J A Woollam Dist Prof-Schubert	10,000	0.00	0	0.00	0	0	10,000	0	10,000
27-1125-0003001	Henson Fund Prof - Sharif	10,000	0.00	0	0.00	0	0	10,000	0	10,000
27-1125-0004001	Lott College Prof - Lu	15,000	0.00	0	0.00	0	0	15,000	0	15,000
27-1125-0006001	Kingery College Prof - Alexander	10,000	0.00	0	0.00	0	0	10,000	0	10,000
27-1125-0021001	Omar H Heins Prof-Perez	0	0.00	20,000	0.00	0	0	20,000	0	20,000
	TOTAL	**265,200**	**0.00**	**188,024**	**3.00**	**52,190**	**0**	**505,414**	**0**	**505,414**
	SUB PROGRAM TOTAL	**22,714,925**	**163**	**11,843,018**	**159**	**5,709,363**	**0**	**40,267,306**	**1,997,366**	**42,264,672**

SUBPROGRAM #/NAME: 12 Research

UNL-State General Fund-711 State & University Generated/Unrestricted

COST OBJECT		FACULTY Dollar	FACULTY FTE	NON FACULTY Dollar	NON FACULTY FTE	EMPLOYEE BENEFITS	PERSONAL SERVICE CREDITS	TOTAL PERSONAL SERVICES	TOTAL OPERATING EXPENSES	TOTAL
21-1201-0001	Vice Chan For Research Support Serv	0	0.00	470,023	3.61	138,029	0	608,052	-137,327	470,725
21-1201-0103	Research Communications	0	0.00	81,965	0.99	22,157	0	104,122	0	104,122
21-1201-0105	Research Finance	0	0.00	152,194	2.78	20,439	0	172,633	0	172,633
21-1205-0006	Office of Sponsored Programs-Post Award	0	0.00	967,531	15.80	357,062	0	1,324,593	0	1,324,593
21-1206-0001	Research Council	0	0.00	8,522	0.15	3,155	0	11,677	0	11,677
21-1209-0001	Rsch Compliance Srv	0	0.00	57,000	1.00	11,490	0	68,490	0	68,490
21-1209-0002	Rsch Compliance Srv-Human Subjects Irb	0	0.00	189,698	3.00	62,396	0	252,094	0	252,094
21-1219-0001	Brain, Biology & Behavior	0	0.00	189,015	1.00	30,039	0	219,054	0	219,054
21-1220-5101	POE-NE Ctr Virology	0	0.00	123,989	2.75	0	0	123,989	38,240	162,229
21-1220-5103	POE-NCV Wiebe	96,165	1.00	0	0.00	0	0	96,165	0	96,165
21-1220-5104	POE-NCV / An Sci-Vu	124,612	1.00	0	0.00	0	0	124,612	0	124,612
	TOTAL	**220,777**	**2.00**	**2,239,937**	**31.08**	**644,767**	**0**	**3,105,481**	**-99,087**	**3,006,394**

COST OBJECT LISTING BY SUB PROGRAM
2020-2021GENERAL OPERATING BUDGET
UNIVERSITY OF NEBRASKA - LINCOLN
Excluding IANR and NCTA

SUBPROGRAM #/NAME: 12 Research

UNL-State General Fund-711 Revolving/Designated

COST OBJECT		FACULTY Dollar	FACULTY FTE	NON FACULTY Dollar	NON FACULTY FTE	EMPLOYEE BENEFITS	PERSONAL SERVICE CREDITS	TOTAL PERSONAL SERVICES	TOTAL OPERATING EXPENSES	TOTAL
22-1209-0002	Life Science Annex	0	0.00	383,545	9.00	117,851	0	501,396	0	501,396
22-1219-0002	UNL Brain Imaging Center	0	0.00	96,497	1.45	41,533	0	138,030	0	138,030
22-1219-0006	CB3 Programmer	0	0.00	33,648	0.50	9,634	0	43,282	0	43,282
22-1223-0003	Methodology & Evaluation Core Facility	0	0.00	171,084	4.25	48,455	0	219,539	0	219,539
	TOTAL	**0**	**0.00**	**684,774**	**15.20**	**217,473**	**0**	**902,247**	**0**	**902,247**

UNL-State General Fund-711 Cash & Student Contracts/Designated

COST OBJECT		FACULTY Dollar	FACULTY FTE	NON FACULTY Dollar	NON FACULTY FTE	EMPLOYEE BENEFITS	PERSONAL SERVICE CREDITS	TOTAL PERSONAL SERVICES	TOTAL OPERATING EXPENSES	TOTAL
21-1201-4001	Vice Chan For Research F&A	6,647	0.05	771,371	6.95	0	0	778,018	0	778,018
21-1201-4102	VCR: Research Info Systems F&A	0	0.00	141,050	2.00	0	0	141,050	0	141,050
21-1201-4103	VCR Communications F&A	0	0.00	147,250	2.75	0	0	147,250	0	147,250
21-1201-4105	VCR Rsch Finance F&A	0	0.00	132,450	1.72	0	0	132,450	0	132,450
21-1201-4106	VCR Corporate & Foundation Relations F&A	0	0.00	169,127	2.00	0	0	169,127	0	169,127
21-1205-4005	Office of Proposal Development F&A	0	0.00	392,021	5.00	0	0	392,021	0	392,021
21-1205-4006	Office of Sponsored Programs-Post F&A	0	0.00	991,329	12.00	0	0	991,329	0	991,329
21-1209-4001	Research Compliance-Animal Care F&A	0	0.00	431,891	3.00	0	0	431,891	0	431,891
21-1209-4002	Research Compliance-Human Subjects F&A	0	0.00	377,020	6.00	0	0	377,020	0	377,020
	TOTAL	**6,647**	**0.05**	**3,553,509**	**41.42**	**0**	**0**	**3,560,156**	**0**	**3,560,156**

UNL-Federal Letter of Credit-716 Federal/Restricted

COST OBJECT		FACULTY Dollar	FACULTY FTE	NON FACULTY Dollar	NON FACULTY FTE	EMPLOYEE BENEFITS	PERSONAL SERVICE CREDITS	TOTAL PERSONAL SERVICES	TOTAL OPERATING EXPENSES	TOTAL
24-1219-0002001	NIH Exec Control & Adolescent Weight	0	0.00	40,920	1.25	10,488	0	51,408	0	51,408
24-1220-0004004	LAB SCIENCE CORE Dr West	0	0.00	39,688	0.92	13,623	0	53,311	0	53,311
24-1220-0005001	NIH Antiviral BAF vs Poxvirus & HSV1	0	0.00	36,198	1.00	11,983	0	48,181	0	48,181
24-1220-0008001	NIH FOGARTY AMTRIP	0	0.00	17,472	0.33	4,724	0	22,196	0	22,196
24-1220-0009003	NIH Comp Virology Research Train (YR3)	0	0.00	31,767	0.60	369	0	32,136	0	32,136
24-1220-0011001	NIH Mucosal Deliv of Ebola Inhibitor	0	0.00	15,344	0.50	4,002	0	19,346	0	19,346
24-1220-0012001	NIH Impact of Cannabis on HIV	0	0.00	12,112	0.25	4,986	0	17,098	0	17,098
24-1220-0013003	NIH ZAMDAPP - LAB CORE	0	0.00	42,100	0.85	0	0	42,100	0	42,100
24-1220-0014001	NIH KSHV HIV & KS Tumor	0	0.00	2,118	0.05	850	0	2,968	0	2,968
	TOTAL	**0**	**0.00**	**237,719**	**5.75**	**51,025**	**0**	**288,744**	**0**	**288,744**

UNL-Federal Advance-717 Federal/Restricted

COST OBJECT		FACULTY Dollar	FACULTY FTE	NON FACULTY Dollar	NON FACULTY FTE	EMPLOYEE BENEFITS	PERSONAL SERVICE CREDITS	TOTAL PERSONAL SERVICES	TOTAL OPERATING EXPENSES	TOTAL
25-1215-0123002	DOE Analysis of Mech of Sorgh Schachtman	0	0.00	34,964	1.00	11,133	0	46,097	0	46,097
	TOTAL	**0**	**0.00**	**34,964**	**1.00**	**11,133**	**0**	**46,097**	**0**	**46,097**

UNL-Trust-Grant/Cont/Loan/End-718 Trust/Restricted

COST OBJECT		FACULTY Dollar	FACULTY FTE	NON FACULTY Dollar	NON FACULTY FTE	EMPLOYEE BENEFITS	PERSONAL SERVICE CREDITS	TOTAL PERSONAL SERVICES	TOTAL OPERATING EXPENSES	TOTAL
26-1215-0102001	Wash ST (NSF) Biochemical Deciphering Oi	44,396	1.00	0	0.00	0	0	44,396	0	44,396
26-1215-0167001	IPAS ILL Center for Adv Bioenergy - Clem	0	0.00	42,000	1.00	15,405	0	57,405	0	57,405
26-1215-0195001	ILLINOIS FFAR Crops in Silico	0	0.00	44,500	1.00	11,757	0	56,257	0	56,257
26-1215-0206001	NE SOYBEAN Germplasm Through Biotech F	0	0.00	46,860	1.00	23,672	0	70,532	0	70,532
26-1217-0001001	NPPD-Energy Sciences Research Center	0	0.00	82,944	1.25	25,339	0	108,283	0	108,283
26-1219-0015001	DEL UNIV RII Track2 FEC Neural Networks	0	0.00	33,648	0.50	4,367	0	38,015	0	38,015

COST OBJECT LISTING BY SUB PROGRAM
2020-2021GENERAL OPERATING BUDGET
UNIVERSITY OF NEBRASKA - LINCOLN
Excluding IANR and NCTA

SUBPROGRAM #/NAME: 12 Research

UNL-Trust-Grant/Cont/Loan/End-718 Trust/Restricted

COST OBJECT		FACULTY Dollar	FACULTY FTE	NON FACULTY Dollar	NON FACULTY FTE	EMPLOYEE BENEFITS	PERSONAL SERVICE CREDITS	TOTAL PERSONAL SERVICES	TOTAL OPERATING EXPENSES	TOTAL
26-1219-0016001	Boystown Exec Control in Adolescent Sub	0	0.00	118,267	2.55	25,779	0	144,046	0	144,046
26-1220-0024001	NPB Protect Against Swine Flu Infect	0	0.00	15,344	0.50	0	0	15,344	0	15,344
26-1220-0031001	WYO Impact of FC N-Gly on HIV	0	0.00	19,750	0.50	3,697	0	23,447	0	23,447
26-1220-0036001	NPB Develop Antibodies PRRSV	0	0.00	33,460	1.00	471	0	33,931	0	33,931
26-1220-0038001	DELAWARE Framework of Connections	0	0.00	16,282	0.50	2,864	0	19,146	0	19,146
26-1220-0045001	MARYLAND Neutralizing Antibodies	0	0.00	19,750	0.50	4,257	0	24,007	0	24,007
27-1201-0006001	Mohr Fund Excellence-Paul; P	0	0.00	10,000	0.00	0	0	10,000	0	10,000
	TOTAL	**44,396**	**1.00**	**482,805**	**10.30**	**117,608**	**0**	**644,809**	**0**	**644,809**
	SUB PROGRAM TOTAL	**271,820**	**3**	**7,233,708**	**105**	**1,042,006**	**0**	**8,547,534**	**-99,087**	**8,448,447**

SUBPROGRAM #/NAME: 14 College of Journalism and Mass Communication

UNL-State General Fund-711 State & University Generated/Unrestricted

COST OBJECT		FACULTY Dollar	FACULTY FTE	NON FACULTY Dollar	NON FACULTY FTE	EMPLOYEE BENEFITS	PERSONAL SERVICE CREDITS	TOTAL PERSONAL SERVICES	TOTAL OPERATING EXPENSES	TOTAL
21-1401-0001	Dean College Of Journalism	113,969	0.00	874,950	13.48	236,705	0	1,225,624	5,232	1,230,856
21-1401-0002	Dean College Of Journalism Travel	0	0.00	0	0.00	0	0	0	12,000	12,000
21-1402-0001	Journalism General	206,396	3.00	0	0.00	60,943	0	267,339	88,576	355,915
21-1402-5102	POE Journalism-Enhanced Visual Lit	68,121	1.00	0	0.00	0	0	68,121	0	68,121
21-1402-5701	Journalism Gen Dist Ed	0	0.00	6,664	0.17	0	0	6,664	93,336	100,000
21-1402-5702	CoJMC-Dist Ed- Eqp	0	0.00	0	0.00	0	0	0	150,000	150,000
21-1402-5704	CoJMC-Dist Ed-Comm	0	0.00	8,000	0.15	0	0	8,000	170,791	178,791
21-1405-0001	Advertising	1,100,894	14.00	25,897	0.25	282,289	0	1,409,080	17,663	1,426,743
21-1406-0001	Broadcasting	447,308	5.00	97,524	2.20	144,030	0	688,862	28,362	717,224
21-1407-0001	News And Editorial	1,204,038	12.00	29,225	0.42	276,338	0	1,509,601	19,207	1,528,808
21-1408-0001	Graduate Journalism	0	0.00	5,000	0.00	2,022	0	7,022	0	7,022
	TOTAL	**3,140,726**	**35.00**	**1,047,260**	**16.67**	**1,002,327**	**0**	**5,190,313**	**585,167**	**5,775,480**

UNL-Trust-Grant/Cont/Loan/End-718 Trust/Restricted

COST OBJECT		FACULTY Dollar	FACULTY FTE	NON FACULTY Dollar	NON FACULTY FTE	EMPLOYEE BENEFITS	PERSONAL SERVICE CREDITS	TOTAL PERSONAL SERVICES	TOTAL OPERATING EXPENSES	TOTAL
26-1401-0003001	Buffett Fund Prof-Thorson; Bruce	5,000	0.00	0	0.00	0	0	5,000	0	5,000
26-1407-0001001	Huse News-Editoral/Othmer Prof-Weber; J.	10,000	0.00	0	0.00	0	0	10,000	0	10,000
26-1407-0002001	Othmer Match Huse News-Editor Prof-Weber	10,000	0.00	0	0.00	0	0	10,000	0	10,000
27-1401-2705001	Hitchcock Professor in Journalism-McCoy	10,000	0.00	0	0.00	0	0	10,000	0	10,000
27-1405-0001001	Kearns College Prof-Shipley	10,000	0.00	0	0.00	0	0	10,000	0	10,000
27-1407-2236001	Fred A & Gladys Seaton Fund	20,000	0.00	0	0.00	0	0	20,000	0	20,000
27-1407-4599001	Pike Fund Professorship	10,000	0.00	0	0.00	0	0	10,000	0	10,000
	TOTAL	**75,000**	**0.00**	**0**	**0.00**	**0**	**0**	**75,000**	**0**	**75,000**
	SUB PROGRAM TOTAL	**3,215,726**	**35**	**1,047,260**	**17**	**1,002,327**	**0**	**5,265,313**	**585,167**	**5,850,480**

SUBPROGRAM #/NAME: 15 College of Law

UNL-State General Fund-711 State & University Generated/Unrestricted

COST OBJECT		FACULTY Dollar	FACULTY FTE	NON FACULTY Dollar	NON FACULTY FTE	EMPLOYEE BENEFITS	PERSONAL SERVICE CREDITS	TOTAL PERSONAL SERVICES	TOTAL OPERATING EXPENSES	TOTAL
21-1501-0001	College Of Law	4,340,578	23.79	1,427,937	20.70	1,249,997	0	7,018,512	25,166	7,043,678

COST OBJECT LISTING BY SUB PROGRAM
2020-2021GENERAL OPERATING BUDGET
UNIVERSITY OF NEBRASKA - LINCOLN
Excluding IANR and NCTA

SUBPROGRAM #/NAME: 15 College of Law

UNL-State General Fund-711 State & University Generated/Unrestricted

COST OBJECT		FACULTY Dollar	FACULTY FTE	NON FACULTY Dollar	NON FACULTY FTE	EMPLOYEE BENEFITS	PERSONAL SERVICE CREDITS	TOTAL PERSONAL SERVICES	TOTAL OPERATING EXPENSES	TOTAL
21-1502-0004	Space Law	236,136	1.50	85,685	1.38	72,708	0	394,529	48,764	443,293
21-1502-0009	JSD-SL	5,000	0.00	0	0.00	783	0	5,783	0	5,783
21-1502-5101	POE-Water Resources-Law	32,632	0.22	0	0.00	0	0	32,632	0	32,632
21-1502-5801	Space Law OnLine LLM-Diff Tuition	19,132	0.00	29,183	0.34	0	0	48,315	0	48,315
21-1505-0001	Schmid Law Library	445,419	4.00	195,372	6.00	179,806	0	820,597	235,008	1,055,605
	TOTAL	**5,078,897**	**29.52**	**1,738,177**	**28.42**	**1,503,294**	**0**	**8,320,368**	**308,938**	**8,629,306**

UNL-State General Fund-711 Revolving/Designated

COST OBJECT		FACULTY Dollar	FACULTY FTE	NON FACULTY Dollar	NON FACULTY FTE	EMPLOYEE BENEFITS	PERSONAL SERVICE CREDITS	TOTAL PERSONAL SERVICES	TOTAL OPERATING EXPENSES	TOTAL
22-1501-0001	Law College-Prof Skills Lab Fee	40,961	2.00	22,813	0.40	810	0	64,584	64,527	129,111
22-1502-0002	Space Law LLM Tech Fee	0	0.00	0	0.00	0	0	0	5,976	5,976
22-1505-0001	Law Library Laboratory Fees	0	0.00	0	0.00	0	0	0	600,000	600,000
22-1506-0001	Law Review - Revolving	0	0.00	0	0.00	0	0	0	37,588	37,588
	TOTAL	**40,961**	**2.00**	**22,813**	**0.40**	**810**	**0**	**64,584**	**708,091**	**772,675**

UNL-Trust-Grant/Cont/Loan/End-718 Trust/Restricted

COST OBJECT		FACULTY Dollar	FACULTY FTE	NON FACULTY Dollar	NON FACULTY FTE	EMPLOYEE BENEFITS	PERSONAL SERVICE CREDITS	TOTAL PERSONAL SERVICES	TOTAL OPERATING EXPENSES	TOTAL
26-1502-0051001	Perlman/Othmer Professorship	15,000	0.00	0	0.00	0	0	15,000	0	15,000
26-1502-0052001	Othmer Match-Perlman Professorship	15,000	0.00	0	0.00	0	0	15,000	0	15,000
27-1502-0004001	Cline Willams Professorship	5,955	0.00	0	0.00	0	0	5,955	0	5,955
27-1502-0006001	Kutak Professorship	10,000	0.00	0	0.00	0	0	10,000	0	10,000
27-1502-0008001	Welpton Regents Professorship	10,000	0.00	0	0.00	0	0	10,000	0	10,000
27-1502-0009001	Dunlap Professorship	10,000	0.00	0	0.00	0	0	10,000	0	10,000
27-1502-0010001	Steinhart Professorship	15,000	0.00	0	0.00	0	0	15,000	0	15,000
27-1502-0011001	Larson Professorship - a	15,000	0.00	0	0.00	0	0	15,000	0	15,000
27-1502-0011002	Larson Professorship - b	15,000	0.00	0	0.00	0	0	15,000	0	15,000
27-1502-0011003	Larson Professorship - c	11,000	0.00	0	0.00	0	0	11,000	0	11,000
27-1502-0013001	Spencer Professorship	5,000	0.00	0	0.00	0	0	5,000	0	5,000
27-1502-0015001	Grether Professorship	15,000	0.00	0	0.00	0	0	15,000	0	15,000
27-1502-0037001	Schmoker Professorship	0	0.00	15,000	0.00	0	0	15,000	0	15,000
27-1502-0043001	Hevelone Professorship	4,000	0.00	0	0.00	0	0	4,000	0	4,000
27-1502-0053001	Warren Wise Professorship	5,000	0.00	0	0.00	0	0	5,000	0	5,000
27-1502-0072001	Berkshire Professorship	15,000	0.00	0	0.00	0	0	15,000	0	15,000
27-1502-0080001	Conroy Professorship	15,000	0.00	0	0.00	0	0	15,000	0	15,000
27-1502-0118001	E-Clinic	0	0.00	2,000	0.00	547	0	2,547	0	2,547
27-1502-0120001	Applied Ethics Fund	0	0.00	21,784	0.50	5,284	0	27,068	0	27,068
27-1502-0129001	Kauffman Lgl Writing	1,000	0.00	0	0.00	94	0	1,094	0	1,094
27-1502-0157001	Haggart/Work Professorship	15,000	0.00	0	0.00	0	0	15,000	0	15,000
27-1502-0173001	Sandra Johnson Bequest	0	0.00	36,400	1.00	7,180	0	43,580	0	43,580
27-1502-0185001	College of Law Clinic Fund	0	0.00	15,943	0.50	2,894	0	18,837	0	18,837
27-1502-0187001	Law Governance & Technology	0	0.00	93,942	1.28	14,736	0	108,678	0	108,678
	TOTAL	**196,955**	**0.00**	**185,069**	**3.28**	**30,735**	**0**	**412,759**	**0**	**412,759**
	SUB PROGRAM TOTAL	**5,316,813**	**32**	**1,946,059**	**32**	**1,534,839**	**0**	**8,797,711**	**1,017,029**	**9,814,740**

SUBPROGRAM #/NAME: 16 University Libraries

COST OBJECT LISTING BY SUB PROGRAM
2020-2021GENERAL OPERATING BUDGET
UNIVERSITY OF NEBRASKA - LINCOLN
Excluding IANR and NCTA

SUBPROGRAM #/NAME: 16 University Libraries

UNL-State General Fund-711 State & University Generated/Unrestricted

COST OBJECT		FACULTY Dollar	FACULTY FTE	NON FACULTY Dollar	NON FACULTY FTE	EMPLOYEE BENEFITS	PERSONAL SERVICE CREDITS	TOTAL PERSONAL SERVICES	TOTAL OPERATING EXPENSES	TOTAL
21-1601-0001	Library Salaries	2,713,248	33.00	3,944,528	71.74	1,894,601	0	8,552,377	0	8,552,377
21-1602-0001	Library General (Parent)	0	0.00	0	0.00	0	0	0	700,000	700,000
21-1602-0007	Libr-Depository Bond Debt Srv	0	0.00	0	0.00	0	0	0	94,432	94,432
21-1602-1051	Non-Recurring Expenses	0	0.00	0	0.00	0	0	0	100,000	100,000
21-1602-5104	POE Libr KRichter	0	0.00	22,380	0.19	0	0	22,380	0	22,380
21-1602-5701	Libr 110 Intro-Dist Ed	0	0.00	0	0.00	0	0	0	72	72
21-1606-0001	Library Periodicals	0	0.00	0	0.00	0	0	0	2,370,016	2,370,016
21-1620-5102	POE Libr Cnt Digital Rsch Humanities	16,526	0.00	208,805	3.33	0	0	225,331	57,526	282,857
	TOTAL	**2,729,774**	**33.00**	**4,175,713**	**75.25**	**1,894,601**	**0**	**8,800,088**	**3,322,046**	**12,122,134**

UNL-State General Fund-711 Revolving/Designated

COST OBJECT		FACULTY Dollar	FACULTY FTE	NON FACULTY Dollar	NON FACULTY FTE	EMPLOYEE BENEFITS	PERSONAL SERVICE CREDITS	TOTAL PERSONAL SERVICES	TOTAL OPERATING EXPENSES	TOTAL
22-1602-0003	Library General Interlibrary Loan Servic	0	0.00	0	0.00	0	0	0	20,000	20,000
22-1602-0006	Student Tech Fee-Operations	0	0.00	85,576	1.00	20,555	0	106,131	61,949	168,080
22-1602-0008	Special Collections Auxiliary	0	0.00	0	0.00	0	0	0	1,500	1,500
22-1602-0013	Misc. Services	0	0.00	0	0.00	0	0	0	30,000	30,000
22-1602-0014	Lib Gen-Credit Hour Fee	0	0.00	0	0.00	0	0	0	4,000,000	4,000,000
22-1605-0001	Library Books Lost Book Revolving	0	0.00	0	0.00	0	0	0	5,000	5,000
22-1607-0001	Library Binding Revolving Opers	0	0.00	0	0.00	0	0	0	13,000	13,000
	TOTAL	**0**	**0.00**	**85,576**	**1.00**	**20,555**	**0**	**106,131**	**4,131,449**	**4,237,580**

UNL-State General Fund-711 Cash & Student Contracts/Designated

COST OBJECT		FACULTY Dollar	FACULTY FTE	NON FACULTY Dollar	NON FACULTY FTE	EMPLOYEE BENEFITS	PERSONAL SERVICE CREDITS	TOTAL PERSONAL SERVICES	TOTAL OPERATING EXPENSES	TOTAL
21-1602-4007	Libr Gen-Acquisition F&A	0	0.00	0	0.00	0	0	0	2,000,000	2,000,000
	TOTAL	**0**	**0.00**	**0**	**0.00**	**0**	**0**	**0**	**2,000,000**	**2,000,000**

UNL-Federal Advance-717 Federal/Restricted

COST OBJECT		FACULTY Dollar	FACULTY FTE	NON FACULTY Dollar	NON FACULTY FTE	EMPLOYEE BENEFITS	PERSONAL SERVICE CREDITS	TOTAL PERSONAL SERVICES	TOTAL OPERATING EXPENSES	TOTAL
25-1620-0027001	NEH Natl Digital Newspaper P3	0	0.00	28,636	0.80	13,625	0	42,261	0	42,261
25-1620-0032001	NEH DV-Leaves of Grass	16,718	0.30	0	0.00	5,027	0	21,745	0	21,745
	TOTAL	**16,718**	**0.30**	**28,636**	**0.80**	**18,652**	**0**	**64,006**	**0**	**64,006**

UNL-Trust-Grant/Cont/Loan/End-718 Trust/Restricted

COST OBJECT		FACULTY Dollar	FACULTY FTE	NON FACULTY Dollar	NON FACULTY FTE	EMPLOYEE BENEFITS	PERSONAL SERVICE CREDITS	TOTAL PERSONAL SERVICES	TOTAL OPERATING EXPENSES	TOTAL
26-1620-0038001	CLIR Genoa Indian School Digital Project	0	0.00	42,630	1.00	6,919	0	49,549	0	49,549
27-1602-0118001	Nu Fnd Willa Cather for Library	0	0.00	45,558	1.00	8,460	0	54,018	0	54,018
27-1620-0003001	Robert Allington Library Fund	63,759	1.00	0	0.00	20,891	0	84,650	0	84,650
	TOTAL	**63,759**	**1.00**	**88,188**	**2.00**	**36,270**	**0**	**188,217**	**0**	**188,217**
	SUB PROGRAM TOTAL	**2,810,251**	**34**	**4,378,113**	**79**	**1,970,078**	**0**	**9,158,442**	**9,453,495**	**18,611,937**

SUBPROGRAM #/NAME: 17 College of Education and Human Sciences

COST OBJECT LISTING BY SUB PROGRAM
2020-2021GENERAL OPERATING BUDGET
UNIVERSITY OF NEBRASKA - LINCOLN
Excluding IANR and NCTA

SUBPROGRAM #/NAME: 17 College of Education and Human Sciences

UNL-State General Fund-711 State & University Generated/Unrestricted

COST OBJECT		FACULTY Dollar	FACULTY FTE	NON FACULTY Dollar	NON FACULTY FTE	EMPLOYEE BENEFITS	PERSONAL SERVICE CREDITS	TOTAL PERSONAL SERVICES	TOTAL OPERATING EXPENSES	TOTAL
21-1701-0001	Dean Col Ed & Human Sci	0	0.00	1,287,660	16.48	279,023	0	1,566,683	53,142	1,619,825
21-1702-0001	Col Ed & Human Sci General	1,305,458	0.00	903,205	13.74	238,467	0	2,447,130	262,758	2,709,888
21-1702-0002	CEHS Travel	0	0.00	0	0.00	0	0	0	53,277	53,277
21-1702-0003	CEHS Fac&Staff Recruiting	0	0.00	0	0.00	0	0	0	4,014	4,014
21-1702-0012	CEHS Student Recruitment	0	0.00	55,000	1.00	25,747	0	80,747	0	80,747
21-1702-0013	CEHS Student Services Center	0	0.00	501,352	10.00	189,589	0	690,941	0	690,941
21-1702-5701	CEHS Deliv Fees&Tuition-Dist Ed	0	0.00	0	0.00	0	0	0	1,663,629	1,663,629
21-1706-0001	Educational Admin	886,569	9.39	275,781	3.17	314,057	0	1,476,407	60,191	1,536,598
21-1707-0001	Educational Psychology	1,841,206	16.95	594,822	14.70	482,897	0	2,918,925	57,380	2,976,305
21-1708-0001	Teaching Learning & Teacher Education	2,096,611	23.53	540,390	12.92	614,928	0	3,251,929	133,802	3,385,731
21-1708-5102	POE-TLTE / CSMCE	13,812	0.10	0	0.00	0	0	13,812	0	13,812
21-1708-5103	POE-TLTE NU Teach-Sci Rm	130,809	2.01	0	0.00	0	0	130,809	0	130,809
21-1710-0001	Spec Educ&Communication Disorders	1,426,774	16.52	195,679	2.37	462,287	0	2,084,740	0	2,084,740
21-1713-0001	Pixel Lab	0	0.00	59,255	1.20	12,769	0	72,024	8,258	80,282
21-1714-0001	CYFS-General Support	60,000	0.50	0	0.00	7,269	0	67,269	0	67,269
21-1714-5102	Chld Youth Fam Schl POE	108,865	1.14	121,554	2.01	0	0	230,419	0	230,419
21-1714-5103	POE-CYFS/MAP-Faculty Support	56,301	0.00	0	0.00	0	0	56,301	0	56,301
21-1727-0001	Child Youth & Fam Studies	1,301,021	14.08	249,770	5.99	403,822	0	1,954,613	84,972	2,039,585
21-1727-5102	POE Educare Master Teacher	50,900	1.00	0	0.00	0	0	50,900	40,377	91,277
21-1736-0001	Nutrition & Health Sciences	1,093,570	11.80	176,905	2.11	318,719	0	1,589,194	14,871	1,604,065
21-1736-0002	NHS- HRTM Teaching	0	0.00	0	0.00	49,288	0	49,288	0	49,288
21-1736-5102	POE Nutr Health Sci Genomics	103,968	1.34	0	0.00	0	0	103,968	0	103,968
21-1737-0001	Textiles Merchandising & Fashion Design	470,943	5.55	184,136	1.69	143,503	0	798,582	30,018	828,600
21-1767-0001	TMFD International Quilt Museum	0	0.00	53,512	0.98	36,459	0	89,971	4,000	93,971
21-1767-0002	TMFD/IQM Chancellor Funding	0	0.00	0	0.00	35,819	0	35,819	0	35,819
	TOTAL	**10,946,807**	**103.92**	**5,199,021**	**88.37**	**3,614,643**	**0**	**19,760,471**	**2,470,689**	**22,231,160**

UNL-State General Fund-711 Revolving/Designated

COST OBJECT		FACULTY Dollar	FACULTY FTE	NON FACULTY Dollar	NON FACULTY FTE	EMPLOYEE BENEFITS	PERSONAL SERVICE CREDITS	TOTAL PERSONAL SERVICES	TOTAL OPERATING EXPENSES	TOTAL
22-1702-0001	CEHS GPIdea Funds	0	0.00	0	0.00	0	0	0	78,980	78,980
22-1702-0002	CEHS Gen-Student Tech Fee	0	0.00	0	0.00	0	0	0	125,527	125,527
22-1702-0005	CEHS Gen-Talent Golf Tournament	0	0.00	0	0.00	0	0	0	11,500	11,500
22-1702-1001	CEHS GPIdea Dean Funds	0	0.00	103,941	2.00	47,485	0	151,426	0	151,426
22-1705-1001	CEHS Grad Std-ALTC	0	0.00	0	0.00	0	0	0	1,000	1,000
22-1706-0001	Educational Admin Bur Ed Rsch & Service	0	0.00	0	0.00	0	0	0	58,326	58,326
22-1707-0001	Educational Psychology Testing	0	0.00	16,085	0.25	0	0	16,085	0	16,085
22-1707-0002	Educational Psychology Lab Fees	0	0.00	0	0.00	0	0	0	7,000	7,000
22-1708-0006	TLTE-Prof Services-Moeller	0	0.00	0	0.00	0	0	0	1,500	1,500
22-1710-0001	Spec Educ&Communication Clinic	1,097,644	14.10	124,713	4.30	418,924	0	1,641,281	151,630	1,792,911
22-1710-0003	Spec Educ&Communic Disord Lab Fees	0	0.00	0	0.00	0	0	0	1,000	1,000
22-1713-0001	Pixel Lab Service Center	0	0.00	160,895	4.00	64,925	0	225,820	112,000	337,820
22-1714-0004	CYFS/MAP Academy Combined Srv Ctr	355,252	5.00	405,405	7.00	211,470	0	972,127	0	972,127
22-1727-0002	Child Youth & Fam -Family Resource Cnt	12,492	0.20	0	0.00	2,952	0	15,444	4,500	19,944
22-1727-0004	CYAF Teaching Revolving/GPIDEA	164,746	2.63	19,597	0.51	84,581	0	268,924	0	268,924
22-1736-0002	Nutr & Hlth Sci Teaching Revolving	0	0.00	0	0.00	0	0	0	7,000	7,000
22-1736-0003	NHS Athletic Fund-Rudy	92,553	1.00	0	0.00	29,879	0	122,432	0	122,432
22-1736-1003	NUTR 245 Lab Fee	0	0.00	0	0.00	0	0	0	4,000	4,000
22-1736-1004	NUTR 344 Lab Fee	0	0.00	0	0.00	0	0	0	4,000	4,000
22-1736-1051	NHS Dietetic Internship Application	0	0.00	0	0.00	0	0	0	1,800	1,800

COST OBJECT LISTING BY SUB PROGRAM
2020-2021GENERAL OPERATING BUDGET
UNIVERSITY OF NEBRASKA - LINCOLN
Excluding IANR and NCTA

SUBPROGRAM #/NAME: 17 College of Education and Human Sciences

UNL-State General Fund-711 Revolving/Designated

COST OBJECT		FACULTY Dollar	FACULTY FTE	NON FACULTY Dollar	NON FACULTY FTE	EMPLOYEE BENEFITS	PERSONAL SERVICE CREDITS	TOTAL PERSONAL SERVICES	TOTAL OPERATING EXPENSES	TOTAL
22-1736-1053	NHS Exercise Science	0	0.00	0	0.00	0	0	0	10,000	10,000
22-1736-1054	NHS Martial Arts	0	0.00	0	0.00	0	0	0	1,000	1,000
22-1737-0001	Textiles Merchandis & Fashion Design Fee	0	0.00	0	0.00	0	0	0	2,921	2,921
	TOTAL	**1,722,687**	**22.93**	**830,636**	**18.06**	**860,216**	**0**	**3,413,539**	**583,684**	**3,997,223**

UNL-Federal Letter of Credit-716 Federal/Restricted

COST OBJECT		FACULTY Dollar	FACULTY FTE	NON FACULTY Dollar	NON FACULTY FTE	EMPLOYEE BENEFITS	PERSONAL SERVICE CREDITS	TOTAL PERSONAL SERVICES	TOTAL OPERATING EXPENSES	TOTAL
24-1708-0108001	US EDUC Indigenous Roots	0	0.00	12,455	0.15	2,490	0	14,945	0	14,945
24-1710-0161001	US ED Mid-Plains Upgrade-Sensory Disabil	0	0.00	24,960	0.60	11,666	0	36,626	0	36,626
24-1710-0167001	US ED A Missing Link to a Better Tomorro	75,454	0.85	7,538	0.10	24,455	0	107,447	0	107,447
24-1710-0199001	US ED Parental Involvement in Education	59,323	0.65	0	0.00	21,072	0	80,395	0	80,395
24-1710-0205001	US ED MPUP-VI	26,280	0.40	0	0.00	6,203	0	32,483	0	32,483
24-1714-0122001	US ED Early Learning Network Lead	0	0.00	45,661	1.00	16,025	0	61,686	0	61,686
24-1714-0132001	US ED ELC in Rural & Urban NE	53,550	0.70	43,317	1.00	25,739	0	122,606	0	122,606
24-1714-0132003	US ED Collab w/Assessment Team	0	0.00	53,040	1.00	18,904	0	71,944	0	71,944
24-1714-0134001	US ED CBC with Latino Students: Replicat	0	0.00	136,037	2.83	49,928	0	185,965	0	185,965
24-1714-0182001	US ED INSIGHTS	0	0.00	91,000	2.00	21,277	0	112,277	0	112,277
24-1714-0205001	CDC Prevent sex violence peer-led initia	0	0.00	45,929	1.00	14,354	0	60,283	0	60,283
24-1714-0209001	DHHS Getting Ready 0-3 Year 5	52,010	0.54	172,408	3.20	59,616	0	284,034	0	284,034
	TOTAL	**266,617**	**3.14**	**632,345**	**12.88**	**271,729**	**0**	**1,170,691**	**0**	**1,170,691**

UNL-Trust-Grant/Cont/Loan/End-718 Trust/Restricted

COST OBJECT		FACULTY Dollar	FACULTY FTE	NON FACULTY Dollar	NON FACULTY FTE	EMPLOYEE BENEFITS	PERSONAL SERVICE CREDITS	TOTAL PERSONAL SERVICES	TOTAL OPERATING EXPENSES	TOTAL
26-1701-0020001	NE HHS Cancer Registry Informatics Spec	0	0.00	59,976	1.00	15,380	0	75,356	0	75,356
26-1701-0025001	NE HHS Data Exchange Informatics NUSS	0	0.00	53,852	1.00	23,613	0	77,465	0	77,465
26-1701-0029001	NE HHS Environ Hlth Hazard Database Mana	0	0.00	35,178	1.00	13,253	0	48,431	0	48,431
26-1701-0030001	NE HHS Oral Health Comp Cancer	0	0.00	54,000	1.00	6,742	0	60,742	0	60,742
26-1701-0031001	NE HHS Immunization Info	0	0.00	54,050	1.00	14,919	0	68,969	0	68,969
26-1701-0033001	NE HHS State Immunization Info	0	0.00	60,775	1.00	15,916	0	76,691	0	76,691
26-1701-0034001	NE HHS Epidemiology Surveillance Enhance	0	0.00	89,683	1.00	30,707	0	120,390	0	120,390
26-1701-0035001	NE HHS Epidemiology Database Mgr	0	0.00	33,966	1.00	10,200	0	44,166	0	44,166
26-1701-0036001	NE HHS Arboviral - Hamik	0	0.00	58,671	1.00	14,892	0	73,563	0	73,563
26-1701-0037001	NE HHS NVDRS 2020 - MILLER	0	0.00	48,892	1.00	13,904	0	62,796	0	62,796
26-1701-0038001	NE HHS Enteric Epidemiologist - Loeck	0	0.00	59,740	1.00	21,322	0	81,062	0	81,062
26-1701-0039001	NE HHS Influenz Surv - Williams 20-21	0	0.00	62,665	1.00	19,000	0	81,665	0	81,665
26-1701-0040001	NE HHS Syndromic Sur Epi-Gonzalez-2020	0	0.00	62,249	1.00	15,352	0	77,601	0	77,601
26-1701-0042001	NE HHS Synd Surv Info - ZHAO	0	0.00	53,633	1.00	24,722	0	78,355	0	78,355
26-1701-0044001	NE HHS NEDSS Epidemiologist	0	0.00	58,768	1.00	7,065	0	65,833	0	65,833
26-1708-0126001	NE EDUC Project PARA 2019-2020	0	0.00	23,269	0.50	7,241	0	30,510	0	30,510
26-1710-0101001	FFBH Randomized Clinical Trial InHome	24,550	0.25	67,837	0.90	24,435	0	116,822	0	116,822
26-1710-0150001	FFBH Research Agreement - ACFW and FFB	19,583	0.20	0	0.00	5,233	0	24,816	0	24,816
26-1710-0200001	NE ED ASD Network 19-20	0	0.00	212,436	3.00	62,955	0	275,391	0	275,391
26-1710-0202001	NE ED Visual Impairment Program 2019-20	39,420	0.60	0	0.00	6,859	0	46,279	0	46,279
26-1714-0207001	NDE MTSS Impl Spt Team 2019-2020	22,950	0.30	66,500	1.00	18,265	0	107,715	0	107,715
26-1714-0212001	BECI Superintendents ECP: Evaluation P-5	0	0.00	103,177	1.75	25,860	0	129,037	0	129,037
26-1714-0213001	BUFFETT Educare Evaluation 2019-2020	0	0.00	36,669	0.50	5,396	0	42,065	0	42,065
26-1736-0049001	IPAS REGION 6 FY 20 Partnership for Succ	0	0.00	51,000	1.00	6,667	0	57,667	0	57,667
26-1736-0050001	NOHS Reduce High-Risk Drinking 19-20	0	0.00	80,095	0.90	26,492	0	106,587	0	106,587

COST OBJECT LISTING BY SUB PROGRAM
2020-2021GENERAL OPERATING BUDGET
UNIVERSITY OF NEBRASKA - LINCOLN
Excluding IANR and NCTA

SUBPROGRAM #/NAME: 17 College of Education and Human Sciences

UNL-Trust-Grant/Cont/Loan/End-718 Trust/Restricted

COST OBJECT		FACULTY Dollar	FACULTY FTE	NON FACULTY Dollar	NON FACULTY FTE	EMPLOYEE BENEFITS	PERSONAL SERVICE CREDITS	TOTAL PERSONAL SERVICES	TOTAL OPERATING EXPENSES	TOTAL
26-1736-0051001	IPAS NE DHHS Partnership for Success PFS	0	0.00	8,900	0.10	3,145	0	12,045	0	12,045
27-1702-0699001	Osher Lifelong Learning Endowment	0	0.00	75,498	1.60	23,508	0	99,006	0	99,006
27-1702-1031001	Tinstman Professorship-Carr; T.	10,000	0.00	0	0.00	0	0	10,000	0	10,000
27-1702-1388101	B&R Robinson Prof Ext#Stipend	3,000	0.00	0	0.00	0	0	3,000	0	3,000
27-1702-1873001	Joan Jelinek Riebow Fund	10,000	0.00	51,409	0.50	17,332	0	78,741	0	78,741
27-1702-3397001	Wes Meierhenry Professorship Stipend	15,000	0.00	0	0.00	0	0	15,000	0	15,000
27-1702-3674001	Edith S Greer Professorship Stipend	5,000	0.00	0	0.00	0	0	5,000	0	5,000
27-1702-4276001	Gilmartin Professorship-Heaton; Ruth	10,000	0.00	0	0.00	0	0	10,000	0	10,000
27-1702-4765001	Teachers Scholars Academy Fund	0	0.00	54,000	1.00	12,874	0	66,874	0	66,874
27-1702-5774201	Melvin & Jane Nore Prof-Scharmann; L.	10,000	0.00	0	0.00	0	0	10,000	0	10,000
27-1702-8082001	CEHS General Development	0	0.00	11,805	0.32	6,810	0	18,615	0	18,615
27-1705-0751001	Kit & Dick Schmoker Reading Center	53,679	0.63	0	0.00	11,488	0	65,167	0	65,167
27-1710-5699001	Barkley Trust (W. E. Barkley)	602,653	4.79	279,134	5.92	163,549	0	1,045,336	0	1,045,336
27-1710-5699021	Academy CFWB Bridge Fnd	73,286	0.85	0	0.00	11,404	0	84,690	0	84,690
27-1714-0051001	George Holmes University Prof-Sheridan	15,000	0.00	0	0.00	0	0	15,000	0	15,000
27-1727-0019002	Buffett Educare Evaluation	0	0.00	36,670	0.50	0	0	36,670	0	36,670
27-1727-0020001	BECI Community Chair	10,000	0.00	0	0.00	1,658	0	11,658	0	11,658
27-1767-1996001	Robert & Ardis James Curatorship	0	0.00	16,689	0.31	0	0	16,689	0	16,689
27-1767-2720101	James Endow Exec Director	0	0.00	41,468	0.40	0	0	41,468	0	41,468
27-1767-3605001	R&A James QH Operations	0	0.00	150,597	2.79	48,604	0	199,201	0	199,201
	TOTAL	**924,121**	**7.62**	**2,213,251**	**37.98**	**736,762**	**0**	**3,874,134**	**0**	**3,874,134**

UNL-Auxiliary-719 Auxiliaries & Services/Restricted

COST OBJECT		FACULTY Dollar	FACULTY FTE	NON FACULTY Dollar	NON FACULTY FTE	EMPLOYEE BENEFITS	PERSONAL SERVICE CREDITS	TOTAL PERSONAL SERVICES	TOTAL OPERATING EXPENSES	TOTAL
23-1702-0002	CEHS-OLLI Class Fees	0	0.00	71,018	2.00	24,443	0	95,461	37,000	132,461
23-1712-0001	Buros Test Reviews & Information	175,961	1.52	555,979	8.90	145,096	0	877,036	201,631	1,078,667
23-1712-0002	Buros Center Admin Services	23,050	0.18	16,782	0.33	7,096	0	46,928	0	46,928
23-1712-0004	Buros Psychometric Consulting	0	0.00	236,780	2.83	47,847	0	284,627	0	284,627
23-1727-0001	CYAF Child Development Lab	126,291	3.07	90,021	2.00	74,101	0	290,413	51,438	341,851
23-1767-0002	TMFD IQM Admin/Operating	0	0.00	58,864	1.23	15,089	0	73,953	38,385	112,338
	TOTAL	**325,302**	**4.76**	**1,029,444**	**17.29**	**313,672**	**0**	**1,668,418**	**328,454**	**1,996,872**
	SUB PROGRAM TOTAL	**14,185,534**	**142**	**9,904,697**	**175**	**5,797,022**	**0**	**29,887,253**	**3,382,827**	**33,270,080**

SUBPROGRAM #/NAME: 20 Academic Services & Enrollment Management

UNL-State General Fund-711 State & University Generated/Unrestricted

COST OBJECT		FACULTY Dollar	FACULTY FTE	NON FACULTY Dollar	NON FACULTY FTE	EMPLOYEE BENEFITS	PERSONAL SERVICE CREDITS	TOTAL PERSONAL SERVICES	TOTAL OPERATING EXPENSES	TOTAL
21-2001-0001	ASEM Dean's Office	0	0.00	886,964	3.00	85,374	0	972,338	0	972,338
21-2001-0201	ASEM Operations and Strategy	0	0.00	153,000	2.00	49,397	0	202,397	28,677	231,074
21-2001-0401	ASEM Marketing	0	0.00	93,636	1.00	22,676	0	116,312	0	116,312
21-2001-1001	ASEM Business	0	0.00	156,549	3.00	54,255	0	210,804	0	210,804
21-2001-5701	ASEM Exec-Distance Ed	0	0.00	317,747	6.00	0	0	317,747	466,753	784,500
21-2006-0001	New Student Enrollment	0	0.00	236,000	4.00	69,069	0	305,069	0	305,069
21-2007-0001	Admissions	0	0.00	381,221	6.00	115,956	0	497,177	0	497,177
21-2007-0101	External Recruitment	0	0.00	335,888	5.00	89,711	0	425,599	0	425,599
21-2007-0201	On-Campus Exp	0	0.00	117,986	2.00	37,497	0	155,483	0	155,483
21-2007-0301	Outreach Programs	0	0.00	102,624	2.00	26,446	0	129,070	0	129,070

COST OBJECT LISTING BY SUB PROGRAM
2020-2021GENERAL OPERATING BUDGET
UNIVERSITY OF NEBRASKA - LINCOLN
Excluding IANR and NCTA

SUBPROGRAM #/NAME: 20 Academic Services & Enrollment Management

UNL-State General Fund-711 State & University Generated/Unrestricted

COST OBJECT		FACULTY Dollar	FACULTY FTE	NON FACULTY Dollar	NON FACULTY FTE	EMPLOYEE BENEFITS	PERSONAL SERVICE CREDITS	TOTAL PERSONAL SERVICES	TOTAL OPERATING EXPENSES	TOTAL
21-2008-0001	Registrar's Office	0	0.00	962,710	24.55	287,198	0	1,249,908	91,551	1,341,459
21-2009-0001	Husker Hub-State	0	0.00	386,802	9.00	104,874	0	491,676	0	491,676
21-2011-0001	Scholarship/Financial Aid	0	0.00	1,023,644	22.50	348,131	0	1,371,775	56,668	1,428,443
21-2012-0001	NCPA	0	0.00	267,692	3.00	55,291	0	322,983	125,000	447,983
21-2012-1001	NCPA-Grand Island	0	0.00	40,000	1.00	8,612	0	48,612	0	48,612
	TOTAL	**0**	**0.00**	**5,462,463**	**94.05**	**1,354,487**	**0**	**6,816,950**	**768,649**	**7,585,599**

UNL-State General Fund-711 Revolving/Designated

COST OBJECT		FACULTY Dollar	FACULTY FTE	NON FACULTY Dollar	NON FACULTY FTE	EMPLOYEE BENEFITS	PERSONAL SERVICE CREDITS	TOTAL PERSONAL SERVICES	TOTAL OPERATING EXPENSES	TOTAL
22-2001-0001	ASEM Dean's Revolving	0	0.00	61,500	1.00	10,901	0	72,401	0	72,401
22-2001-0401	ASEM Marketing - Rvlg	0	0.00	642,797	12.00	207,497	0	850,294	248,900	1,099,194
22-2006-0001	New Student Enrollment - Rvlg	0	0.00	312,842	2.00	77,427	0	390,269	216,900	607,169
22-2006-1001	NSE-Domestic Rvlg	0	0.00	38,000	1.00	1,828	0	39,828	0	39,828
22-2006-1002	NSE-International Rvlg	0	0.00	35,000	0.00	262	0	35,262	0	35,262
22-2007-0001	Admissions Rvlg-General Operations	0	0.00	626,259	17.00	241,084	0	867,343	737,900	1,605,243
22-2007-0101	External Recruitment - Rvlg	0	0.00	1,037,504	24.00	270,804	0	1,308,308	0	1,308,308
22-2007-0201	On-Campus Exp - Rvlg	0	0.00	333,158	6.00	54,080	0	387,238	141,700	528,938
22-2007-0301	Outreach Programs - Rvlg	0	0.00	196,192	4.32	61,398	0	257,590	2,150	259,740
22-2007-1103	ADM-International - Rvlg	0	0.00	0	0.00	0	0	0	37,700	37,700
22-2007-1201	Events - Rvlg	0	0.00	0	0.00	0	0	0	49,600	49,600
22-2007-1202	Campus Visits - Rvlg	0	0.00	0	0.00	0	0	0	131,900	131,900
22-2008-0002	Registrar's Office-Athletic Cert Rev	0	0.00	144,540	3.00	68,164	0	212,704	0	212,704
22-2008-0003	Registrar's Office-Tech Fee	0	0.00	264,622	5.00	95,606	0	360,228	0	360,228
22-2009-0001	Husker Hub-Rev	0	0.00	121,247	3.00	18,898	0	140,145	25,000	165,145
	TOTAL	**0**	**0.00**	**3,813,661**	**78.32**	**1,107,949**	**0**	**4,921,610**	**1,591,750**	**6,513,360**

UNL-Trust-Grant/Cont/Loan/End-718 Trust/Restricted

COST OBJECT		FACULTY Dollar	FACULTY FTE	NON FACULTY Dollar	NON FACULTY FTE	EMPLOYEE BENEFITS	PERSONAL SERVICE CREDITS	TOTAL PERSONAL SERVICES	TOTAL OPERATING EXPENSES	TOTAL
26-2007-0012001	Peter Kiewit Fdn NCPA Support Fund	0	0.00	40,000	1.00	6,352	0	46,352	0	46,352
27-2012-0004001	Sherwood Fdn Admin Scholarship Pgm	0	0.00	489,881	10.00	110,238	0	600,119	0	600,119
	TOTAL	**0**	**0.00**	**529,881**	**11.00**	**116,590**	**0**	**646,471**	**0**	**646,471**
	SUB PROGRAM TOTAL	**0**	**0**	**9,806,005**	**183**	**2,579,026**	**0**	**12,385,031**	**2,360,399**	**14,745,430**

SUBPROGRAM #/NAME: 22 Other Instruction or Research

UNL-State General Fund-711 State & University Generated/Unrestricted

COST OBJECT		FACULTY Dollar	FACULTY FTE	NON FACULTY Dollar	NON FACULTY FTE	EMPLOYEE BENEFITS	PERSONAL SERVICE CREDITS	TOTAL PERSONAL SERVICES	TOTAL OPERATING EXPENSES	TOTAL
21-2209-0001	Air Science	0	0.00	30,874	1.00	16,781	0	47,655	8,373	56,028
21-2210-0001	Military Science	0	0.00	22,924	0.75	7,249	0	30,173	11,758	41,931
21-2211-0001	Naval Science	0	0.00	23,328	0.75	15,415	0	38,743	7,072	45,815
21-2212-0001	Special Events Commencement	0	0.00	5,462	0.20	2,889	0	8,351	183,083	191,434
21-2212-0002	Special Events Convocations	0	0.00	0	0.00	0	0	0	4,006	4,006
21-2212-0003	Special Events Honors Day	0	0.00	0	0.00	0	0	0	14,410	14,410
21-2214-0001	Misc Genera Expens Bad Debt Expens Tuit	0	0.00	0	0.00	0	0	0	500,000	500,000
21-2215-0001	Workstudy Matching Control	0	0.00	152,372	0.00	0	0	152,372	0	152,372

COST OBJECT LISTING BY SUB PROGRAM
2020-2021GENERAL OPERATING BUDGET
UNIVERSITY OF NEBRASKA - LINCOLN
Excluding IANR and NCTA

SUBPROGRAM #/NAME: 22 Other Instruction or Research

	TOTAL	**0**	**0.00**	**234,960**	**2.70**	**42,334**	**0**	**277,294**	**728,702**	**1,005,996**

UNL-State General Fund-711 Revolving/Designated

COST OBJECT		FACULTY Dollar	FACULTY FTE	NON FACULTY Dollar	NON FACULTY FTE	EMPLOYEE BENEFITS	PERSONAL SERVICE CREDITS	TOTAL PERSONAL SERVICES	TOTAL OPERATING EXPENSES	TOTAL
22-2299-0010	Budget Adjustmen Revolving Budget Adjus	0	0.00	0	0.00	0	0	0	-699,900	-699,900
	TOTAL	**0**	**0.00**	**0**	**0.00**	**0**	**0**	**0**	**-699,900**	**-699,900**
	SUB PROGRAM TOTAL	**0**	**0**	**234,960**	**3**	**42,334**	**0**	**277,294**	**28,802**	**306,096**

SUBPROGRAM #/NAME: 23 Student Aid

UNL-State General Fund-711 State & University Generated/Unrestricted

COST OBJECT		FACULTY Dollar	FACULTY FTE	NON FACULTY Dollar	NON FACULTY FTE	EMPLOYEE BENEFITS	PERSONAL SERVICE CREDITS	TOTAL PERSONAL SERVICES	TOTAL OPERATING EXPENSES	TOTAL
21-2313-0001	Univ Tuition Assist Grants	0	0.00	0	0.00	0	0	0	923,999	923,999
21-2313-0002	Need Based Aid-UNOG	0	0.00	0	0.00	0	0	0	3,696,006	3,696,006
21-2313-0003	Need Based Aid-Tuit Assist Pgm	0	0.00	0	0.00	0	0	0	3,079,995	3,079,995
	TOTAL	**0**	**0.00**	**0**	**0.00**	**0**	**0**	**0**	**7,700,000**	**7,700,000**
	SUB PROGRAM TOTAL	**0**	**0**	**0**	**0**	**0**	**0**	**0**	**7,700,000**	**7,700,000**

SUBPROGRAM #/NAME: 24 International Programs

UNL-State General Fund-711 State & University Generated/Unrestricted

COST OBJECT		FACULTY Dollar	FACULTY FTE	NON FACULTY Dollar	NON FACULTY FTE	EMPLOYEE BENEFITS	PERSONAL SERVICE CREDITS	TOTAL PERSONAL SERVICES	TOTAL OPERATING EXPENSES	TOTAL
21-2402-0002	International Student Fee Supp	0	0.00	129,901	2.00	41,482	0	171,383	0	171,383
21-2405-0001	Education Abroad State Aided	0	0.00	230,573	4.34	57,268	0	287,841	19,620	307,461
21-2407-0001	ISSO-Intrntl Stdt Scholar Office	0	0.00	278,191	6.00	85,439	0	363,630	34,496	398,126
	TOTAL	**0**	**0.00**	**638,665**	**12.34**	**184,189**	**0**	**822,854**	**54,116**	**876,970**

UNL-State General Fund-711 Revolving/Designated

COST OBJECT		FACULTY Dollar	FACULTY FTE	NON FACULTY Dollar	NON FACULTY FTE	EMPLOYEE BENEFITS	PERSONAL SERVICE CREDITS	TOTAL PERSONAL SERVICES	TOTAL OPERATING EXPENSES	TOTAL
22-2405-0001	Education Abroad Revolving	0	0.00	110,605	2.66	30,695	0	141,300	0	141,300
	TOTAL	**0**	**0.00**	**110,605**	**2.66**	**30,695**	**0**	**141,300**	**0**	**141,300**

UNL-Auxiliary-719 Auxiliaries & Services/Restricted

COST OBJECT		FACULTY Dollar	FACULTY FTE	NON FACULTY Dollar	NON FACULTY FTE	EMPLOYEE BENEFITS	PERSONAL SERVICE CREDITS	TOTAL PERSONAL SERVICES	TOTAL OPERATING EXPENSES	TOTAL
23-2405-0003	Education Abroad Fees	0	0.00	0	0.00	0	0	0	1,605,000	1,605,000
	TOTAL	**0**	**0.00**	**0**	**0.00**	**0**	**0**	**0**	**1,605,000**	**1,605,000**
	SUB PROGRAM TOTAL	**0**	**0**	**749,270**	**15**	**214,884**	**0**	**964,154**	**1,659,116**	**2,623,270**

SUBPROGRAM #/NAME: 25 Instruction Budget Adjustments

UNL-State General Fund-711 State & University Generated/Unrestricted

COST OBJECT		FACULTY Dollar	FACULTY FTE	NON FACULTY Dollar	NON FACULTY FTE	EMPLOYEE BENEFITS	PERSONAL SERVICE CREDITS	TOTAL PERSONAL SERVICES	TOTAL OPERATING EXPENSES	TOTAL
21-2599-0001	BDGT ADJ PERM BDG	311,210	0.00	18,113,320	0.00	0	0	18,424,530	-34,025,593	-15,601,063

COST OBJECT LISTING BY SUB PROGRAM
2020-2021GENERAL OPERATING BUDGET
UNIVERSITY OF NEBRASKA - LINCOLN
Excluding IANR and NCTA

SUBPROGRAM #/NAME: 25 Instruction Budget Adjustments

UNL-State General Fund-711 State & University Generated/Unrestricted

COST OBJECT		FACULTY Dollar	FACULTY FTE	NON FACULTY Dollar	NON FACULTY FTE	EMPLOYEE BENEFITS	PERSONAL SERVICE CREDITS	TOTAL PERSONAL SERVICES	TOTAL OPERATING EXPENSES	TOTAL
21-2599-0009	Budget Adj-Strategic Faculty Salary Fund	0	0.00	0	0.00	0	0	0	272,631	272,631
21-2599-0010	Budget Adjust Benefit Variance Allowance	0	0.00	0	0.00	6,257,335	0	6,257,335	0	6,257,335
21-2599-0015	Bdgt Adj Ops Var	0	0.00	1,000,000	0.00	0	0	1,000,000	0	1,000,000
21-2599-0016	Bdgt Adj Interntl Student Recruit	0	0.00	0	0.00	0	0	0	1,550,026	1,550,026
21-2599-0020	FY18 BRT/Budget Rescissions	0	0.00	0	0.00	0	0	0	200,155	200,155
21-2599-0021	FY19 BRT/Budget Rescissions	0	0.00	0	0.00	0	0	0	-1,929,520	-1,929,520
21-2599-5701	Budget Adj Distance Ed	0	0.00	0	0.00	0	0	0	9,956,590	9,956,590
	TOTAL	**311,210**	**0.00**	**19,113,320**	**0.00**	**6,257,335**	**0**	**25,681,865**	**-23,975,711**	**1,706,154**

UNL-State General Fund-711 Cash & Student Contracts/Designated

COST OBJECT		FACULTY Dollar	FACULTY FTE	NON FACULTY Dollar	NON FACULTY FTE	EMPLOYEE BENEFITS	PERSONAL SERVICE CREDITS	TOTAL PERSONAL SERVICES	TOTAL OPERATING EXPENSES	TOTAL
21-2599-4007	Budget Adjustm Unalloc F&A	0	0.00	0	0.00	0	0	0	22,339,844	22,339,844
	TOTAL	**0**	**0.00**	**0**	**0.00**	**0**	**0**	**0**	**22,339,844**	**22,339,844**
	SUB PROGRAM TOTAL	**311,210**	**0**	**19,113,320**	**0**	**6,257,335**	**0**	**25,681,865**	**-1,635,867**	**24,045,998**

SUBPROGRAM #/NAME: 27 Television and Radio

UNL-State General Fund-711 State & University Generated/Unrestricted

COST OBJECT		FACULTY Dollar	FACULTY FTE	NON FACULTY Dollar	NON FACULTY FTE	EMPLOYEE BENEFITS	PERSONAL SERVICE CREDITS	TOTAL PERSONAL SERVICES	TOTAL OPERATING EXPENSES	TOTAL
21-2701-0001	University Television	0	0.00	1,495,404	30.41	641,485	0	2,136,889	15	2,136,904
	TOTAL	**0**	**0.00**	**1,495,404**	**30.41**	**641,485**	**0**	**2,136,889**	**15**	**2,136,904**

UNL-State General Fund-711 Revolving/Designated

COST OBJECT		FACULTY Dollar	FACULTY FTE	NON FACULTY Dollar	NON FACULTY FTE	EMPLOYEE BENEFITS	PERSONAL SERVICE CREDITS	TOTAL PERSONAL SERVICES	TOTAL OPERATING EXPENSES	TOTAL
22-2701-0001	University Television Revolving	0	0.00	3,667,515	62.75	1,220,338	0	4,887,853	1,390,548	6,278,401
	TOTAL	**0**	**0.00**	**3,667,515**	**62.75**	**1,220,338**	**0**	**4,887,853**	**1,390,548**	**6,278,401**

UNL-Trust-Grant/Cont/Loan/End-718 Trust/Restricted

COST OBJECT		FACULTY Dollar	FACULTY FTE	NON FACULTY Dollar	NON FACULTY FTE	EMPLOYEE BENEFITS	PERSONAL SERVICE CREDITS	TOTAL PERSONAL SERVICES	TOTAL OPERATING EXPENSES	TOTAL
26-2701-2019001	CPB CSG 2019 NETC	0	0.00	636,245	10.80	209,787	0	846,032	0	846,032
	TOTAL	**0**	**0.00**	**636,245**	**10.80**	**209,787**	**0**	**846,032**	**0**	**846,032**
	SUB PROGRAM TOTAL	**0**	**0**	**5,799,164**	**104**	**2,071,610**	**0**	**7,870,774**	**1,390,563**	**9,261,337**

SUBPROGRAM #/NAME: 28 Museums and Art Gallery

UNL-State General Fund-711 State & University Generated/Unrestricted

COST OBJECT		FACULTY Dollar	FACULTY FTE	NON FACULTY Dollar	NON FACULTY FTE	EMPLOYEE BENEFITS	PERSONAL SERVICE CREDITS	TOTAL PERSONAL SERVICES	TOTAL OPERATING EXPENSES	TOTAL
21-2805-0001	Museum	138,902	1.00	685,060	9.51	235,953	0	1,059,915	0	1,059,915
21-2805-0004	Museum-Trailside	0	0.00	27,712	0.79	10,443	0	38,155	0	38,155
21-2805-0006	Museum-Ashfall Park	0	0.00	80,173	1.68	23,697	0	103,870	34,207	138,077
21-2811-0001	Art Gallery	577	0.00	972,406	17.49	229,563	0	1,202,546	66,836	1,269,382

COST OBJECT LISTING BY SUB PROGRAM
2020-2021GENERAL OPERATING BUDGET
UNIVERSITY OF NEBRASKA - LINCOLN
Excluding IANR and NCTA

SUBPROGRAM #/NAME: 28 Museums and Art Gallery

	TOTAL	**139,479**	**1.00**	**1,765,351**	**29.47**	**499,656**	**0**	**2,404,486**	**101,043**	**2,505,529**

UNL-State General Fund-711 Revolving/Designated

COST OBJECT		FACULTY Dollar	FACULTY FTE	NON FACULTY Dollar	NON FACULTY FTE	EMPLOYEE BENEFITS	PERSONAL SERVICE CREDITS	TOTAL PERSONAL SERVICES	TOTAL OPERATING EXPENSES	TOTAL
22-2805-0001	Museum-Mueller Planetarium	0	0.00	48,039	1.22	15,833	0	63,872	19,635	83,507
22-2805-0003	Museum Memberships	0	0.00	0	0.00	0	0	0	8,000	8,000
22-2805-0004	Museum-Ashfall Ed Program	0	0.00	18,463	0.43	6,451	0	24,914	21,773	46,687
22-2811-0001	Sheldon Art Gallery - Art Exhibit Pgm	0	0.00	143,835	3.00	70,561	0	214,396	27,300	241,696
22-2811-0002	Sheldon Art Gallery-Facility/Security Fe	0	0.00	0	0.00	0	0	0	6,500	6,500
	TOTAL	**0**	**0.00**	**210,337**	**4.65**	**92,845**	**0**	**303,182**	**83,208**	**386,390**

UNL-Federal Advance-717 Federal/Restricted

COST OBJECT		FACULTY Dollar	FACULTY FTE	NON FACULTY Dollar	NON FACULTY FTE	EMPLOYEE BENEFITS	PERSONAL SERVICE CREDITS	TOTAL PERSONAL SERVICES	TOTAL OPERATING EXPENSES	TOTAL
25-2805-0122001	NSF CSBR NATURAL HISTORY: Digitizing	0	0.00	38,272	1.00	9,790	0	48,062	0	48,062
	TOTAL	**0**	**0.00**	**38,272**	**1.00**	**9,790**	**0**	**48,062**	**0**	**48,062**

UNL-Trust-Grant/Cont/Loan/End-718 Trust/Restricted

COST OBJECT		FACULTY Dollar	FACULTY FTE	NON FACULTY Dollar	NON FACULTY FTE	EMPLOYEE BENEFITS	PERSONAL SERVICE CREDITS	TOTAL PERSONAL SERVICES	TOTAL OPERATING EXPENSES	TOTAL
26-2805-0006001	E F Schramm Fund	0	0.00	14,427	0.29	5,624	0	20,051	0	20,051
26-2805-0012001	Dolly Hagan Fund	0	0.00	10,859	0.20	884	0	11,743	0	11,743
26-2805-0015023	NDOR Roads 2019-20 Highway Paleo Salvage	0	0.00	106,879	2.00	29,401	0	136,280	0	136,280
26-2805-0028001	Encounter Center Operations	0	0.00	2,211	0.05	621	0	2,832	0	2,832
26-2805-0029001	Museum Donations	0	0.00	1,893	0.07	381	0	2,274	0	2,274
26-2805-0055001	T Mylan Stout Fund	0	0.00	94,360	2.02	26,872	0	121,232	0	121,232
27-2805-0111001	Rogers Foundation Fund	0	0.00	13,213	0.36	6,774	0	19,987	0	19,987
27-2811-0007001	Schweser Fund	0	0.00	37,788	1.00	16,817	0	54,605	0	54,605
	TOTAL	**0**	**0.00**	**281,630**	**5.99**	**87,374**	**0**	**369,004**	**0**	**369,004**

UNL-Auxiliary-719 Auxiliaries & Services/Restricted

COST OBJECT		FACULTY Dollar	FACULTY FTE	NON FACULTY Dollar	NON FACULTY FTE	EMPLOYEE BENEFITS	PERSONAL SERVICE CREDITS	TOTAL PERSONAL SERVICES	TOTAL OPERATING EXPENSES	TOTAL
23-2805-0001	Museum Shop	0	0.00	21,657	0.50	4,684	0	26,341	64,476	90,817
23-2805-0002	Museum Shop Trailside	0	0.00	10,374	0.26	1,398	0	11,772	16,303	28,075
23-2805-0003	Ashfall Museum Shop	0	0.00	12,864	0.32	3,257	0	16,121	0	16,121
23-2805-0005	Virtual Field Trips-Morrill Hall	0	0.00	35,480	0.88	13,472	0	48,952	10,123	59,075
23-2805-0006	Virtual Field Trips-Ashfall	0	0.00	9,258	0.27	1,318	0	10,576	0	10,576
23-2805-0009	Museum Gate & Rental Fees	0	0.00	64,035	1.43	10,148	0	74,183	0	74,183
23-2805-0010	Museum Education Department	0	0.00	87,714	1.76	27,631	0	115,345	0	115,345
	TOTAL	**0**	**0.00**	**241,382**	**5.42**	**61,908**	**0**	**303,290**	**90,902**	**394,192**
	SUB PROGRAM TOTAL	**139,479**	**1**	**2,536,972**	**47**	**751,573**	**0**	**3,428,024**	**275,153**	**3,703,177**

SUBPROGRAM #/NAME: 30 Center for Transformative Teaching

UNL-State General Fund-711 State & University Generated/Unrestricted

COST OBJECT		FACULTY Dollar	FACULTY FTE	NON FACULTY Dollar	NON FACULTY FTE	EMPLOYEE BENEFITS	PERSONAL SERVICE CREDITS	TOTAL PERSONAL SERVICES	TOTAL OPERATING EXPENSES	TOTAL
21-3001-0001	Center for Transformative Teaching	0	0.00	0	0.00	0	0	0	54,795	54,795
	TOTAL	**0**	**0.00**	**0**	**0.00**	**0**	**0**	**0**	**54,795**	**54,795**

COST OBJECT LISTING BY SUB PROGRAM
2020-2021GENERAL OPERATING BUDGET
UNIVERSITY OF NEBRASKA - LINCOLN
Excluding IANR and NCTA

SUBPROGRAM #/NAME: 30 Center for Transformative Teaching

UNL-State General Fund-711 Revolving/Designated

COST OBJECT		FACULTY Dollar	FACULTY FTE	NON FACULTY Dollar	NON FACULTY FTE	EMPLOYEE BENEFITS	PERSONAL SERVICE CREDITS	TOTAL PERSONAL SERVICES	TOTAL OPERATING EXPENSES	TOTAL
22-3001-0002	CTT Revolving	0	0.00	932,420	15.00	277,296	0	1,209,716	0	1,209,716
	TOTAL	**0**	**0.00**	**932,420**	**15.00**	**277,296**	**0**	**1,209,716**	**0**	**1,209,716**
	SUB PROGRAM TOTAL	**0**	**0**	**932,420**	**15**	**277,296**	**0**	**1,209,716**	**54,795**	**1,264,511**

SUBPROGRAM #/NAME: 33 Facilities Mgmt & Planning

UNL-State General Fund-711 State & University Generated/Unrestricted

COST OBJECT		FACULTY Dollar	FACULTY FTE	NON FACULTY Dollar	NON FACULTY FTE	EMPLOYEE BENEFITS	PERSONAL SERVICE CREDITS	TOTAL PERSONAL SERVICES	TOTAL OPERATING EXPENSES	TOTAL
21-3301-0010	FMO Administration	0	0.00	204,168	0.00	0	0	204,168	2,346	206,514
21-3301-0011	Facilities Business Sys Supp	0	0.00	435,223	6.00	93,774	0	528,997	50,715	579,712
21-3301-0012	Sustainability	0	0.00	90,184	1.00	20,410	0	110,594	28,810	139,404
21-3301-0043	Facilities Business Operations	0	0.00	151,796	3.00	193,563	0	345,359	14,640	359,999
21-3306-0005	Bldg Rpr & Maint-Control Sys Maint Div	0	0.00	4,542,685	64.00	0	0	4,542,685	1,688,559	6,231,244
21-3306-0006	BSM Required Deferred Maint	0	0.00	0	0.00	0	0	0	208,316	208,316
21-3306-1002	BSM-Mgm Salaries	0	0.00	816,105	7.40	142,415	0	958,520	0	958,520
21-3307-0001	Custodial	0	0.00	6,419,691	199.50	2,333,041	0	8,752,732	472,457	9,225,189
21-3309-0001	Utility Operations	0	0.00	0	0.00	0	0	0	24,031,229	24,031,229
21-3309-0005	Wireless	0	0.00	0	0.00	0	0	0	225,000	225,000
21-3312-0001	Landscape Services	0	0.00	1,351,318	19.38	0	0	1,351,318	418,103	1,769,421
21-3312-1001	Landscape Srv-Mgm Sal	0	0.00	311,860	3.50	97,762	0	409,622	0	409,622
21-3313-0001	Recycling Program	0	0.00	0	0.00	0	0	0	30,000	30,000
21-3313-0002	Waste Management	0	0.00	136,191	2.25	0	0	136,191	18,784	154,975
21-3314-0001	Rental Physical Plant Property	0	0.00	0	0.00	0	0	0	148,939	148,939
	TOTAL	**0**	**0.00**	**14,459,221**	**306.03**	**2,880,965**	**0**	**17,340,186**	**27,337,898**	**44,678,084**

UNL-State General Fund-711 Revolving/Designated

COST OBJECT		FACULTY Dollar	FACULTY FTE	NON FACULTY Dollar	NON FACULTY FTE	EMPLOYEE BENEFITS	PERSONAL SERVICE CREDITS	TOTAL PERSONAL SERVICES	TOTAL OPERATING EXPENSES	TOTAL
22-3306-0001	Bldg Sys Maint-Service Center Operations	0	0.00	2,633,408	50.60	1,093,736	0	3,727,144	-3,727,144	0
22-3307-0001	Custodial Svcs-Service Cntr Operations	0	0.00	623,848	20.00	288,458	0	912,306	-912,306	0
22-3312-0001	Landscape Services	0	0.00	763,023	21.00	312,308	0	1,075,331	-1,075,331	0
22-3313-0001	Waste Mgm & Recycling Operations	0	0.00	36,400	1.00	15,181	0	51,581	0	51,581
	TOTAL	**0**	**0.00**	**4,056,679**	**92.60**	**1,709,683**	**0**	**5,766,362**	**-5,714,781**	**51,581**

UNL-Auxiliary-719 Auxiliaries & Services/Restricted

COST OBJECT		FACULTY Dollar	FACULTY FTE	NON FACULTY Dollar	NON FACULTY FTE	EMPLOYEE BENEFITS	PERSONAL SERVICE CREDITS	TOTAL PERSONAL SERVICES	TOTAL OPERATING EXPENSES	TOTAL
23-3313-0001	Recycling Program	0	0.00	50,000	1.00	16,891	0	66,891	0	66,891
23-3314-0001	Rental Prop Misc Fees & Rental Inc	0	0.00	0	0.00	0	0	0	5,000	5,000
23-3314-0007	Rental Property-1901 Y Street	0	0.00	0	0.00	0	0	0	25,000	25,000
23-3397-0003	Power Plant Clearing-NuCorp	0	0.00	3,274,931	51.00	885,775	0	4,160,706	2,081,517	6,242,223
	TOTAL	**0**	**0.00**	**3,324,931**	**52.00**	**902,666**	**0**	**4,227,597**	**2,111,517**	**6,339,114**
	SUB PROGRAM TOTAL	**0**	**0**	**21,840,831**	**451**	**5,493,314**	**0**	**27,334,145**	**23,734,634**	**51,068,779**

SUBPROGRAM #/NAME: 34 Innovation Campus

COST OBJECT LISTING BY SUB PROGRAM
2020-2021GENERAL OPERATING BUDGET
UNIVERSITY OF NEBRASKA - LINCOLN
Excluding IANR and NCTA

SUBPROGRAM #/NAME: 34 Innovation Campus

UNL-State General Fund-711 State & University Generated/Unrestricted

COST OBJECT		FACULTY Dollar	FACULTY FTE	NON FACULTY Dollar	NON FACULTY FTE	EMPLOYEE BENEFITS	PERSONAL SERVICE CREDITS	TOTAL PERSONAL SERVICES	TOTAL OPERATING EXPENSES	TOTAL
21-3406-0001	NIC Bus Service	0	0.00	0	0.00	0	0	0	319,000	319,000
	TOTAL	**0**	**0.00**	**0**	**0.00**	**0**	**0**	**0**	**319,000**	**319,000**

UNL-State General Fund-711 Revolving/Designated

COST OBJECT		FACULTY Dollar	FACULTY FTE	NON FACULTY Dollar	NON FACULTY FTE	EMPLOYEE BENEFITS	PERSONAL SERVICE CREDITS	TOTAL PERSONAL SERVICES	TOTAL OPERATING EXPENSES	TOTAL
22-3405-0006	Innov Campus Operating	0	0.00	0	0.00	0	0	0	100,000	100,000
	TOTAL	**0**	**0.00**	**0**	**0.00**	**0**	**0**	**0**	**100,000**	**100,000**
	SUB PROGRAM TOTAL	**0**	**0**	**0**	**0**	**0**	**0**	**0**	**419,000**	**419,000**

SUBPROGRAM #/NAME: 41 Executive Administration

UNL-State General Fund-711 State & University Generated/Unrestricted

COST OBJECT		FACULTY Dollar	FACULTY FTE	NON FACULTY Dollar	NON FACULTY FTE	EMPLOYEE BENEFITS	PERSONAL SERVICE CREDITS	TOTAL PERSONAL SERVICES	TOTAL OPERATING EXPENSES	TOTAL
21-4101-0001	Chancellor	0	0.00	1,383,785	7.95	228,672	0	1,612,457	199,916	1,812,373
21-4104-0001	Office of Diversity and Inclusion	0	0.00	683,252	5.00	108,519	0	791,771	126,460	918,231
21-4104-0002	Office Acad Success & Intercultural Svcs	0	0.00	436,570	5.00	0	0	436,570	73,618	510,188
21-4105-0001	Van Brunt Visitor's Center	0	0.00	45,701	0.50	17,471	0	63,172	0	63,172
	TOTAL	**0**	**0.00**	**2,549,308**	**18.45**	**354,662**	**0**	**2,903,970**	**399,994**	**3,303,964**

UNL-State General Fund-711 Revolving/Designated

COST OBJECT		FACULTY Dollar	FACULTY FTE	NON FACULTY Dollar	NON FACULTY FTE	EMPLOYEE BENEFITS	PERSONAL SERVICE CREDITS	TOTAL PERSONAL SERVICES	TOTAL OPERATING EXPENSES	TOTAL
22-4105-0001	Van Brunt Visitor's Center-rvlg	0	0.00	26,799	0.50	10,034	0	36,833	0	36,833
	TOTAL	**0**	**0.00**	**26,799**	**0.50**	**10,034**	**0**	**36,833**	**0**	**36,833**
	SUB PROGRAM TOTAL	**0**	**0**	**2,576,107**	**19**	**364,696**	**0**	**2,940,803**	**399,994**	**3,340,797**

SUBPROGRAM #/NAME: 42 Student Services

UNL-State General Fund-711 State & University Generated/Unrestricted

COST OBJECT		FACULTY Dollar	FACULTY FTE	NON FACULTY Dollar	NON FACULTY FTE	EMPLOYEE BENEFITS	PERSONAL SERVICE CREDITS	TOTAL PERSONAL SERVICES	TOTAL OPERATING EXPENSES	TOTAL
21-4201-0001	Vice Chancellor for Student Affairs	0	0.00	257,886	1.00	51,342	0	309,228	-25,125	284,103
21-4201-0002	V C For Student Affairs Publicat Adviso	0	0.00	8,675	0.15	605	0	9,280	0	9,280
21-4210-0001	TRIO Programs	0	0.00	38,599	0.35	2,104	0	40,703	8,258	48,961
21-4210-0003	SSS/UNL Cost Share Funds	0	0.00	34,748	0.80	15,105	0	49,853	29,881	79,734
21-4213-0001	Conduct & Community Standards	0	0.00	1,970	0.00	0	0	1,970	11,473	13,443
21-4214-0001	Services for Students with Disabilities	0	0.00	131,285	2.40	39,125	0	170,410	1,122	171,532
21-4215-0001	NU City Union Facility Operating	0	0.00	176,139	6.00	120,378	0	296,517	0	296,517
21-4215-1001	NU East Union Facilities Operating	0	0.00	0	0.00	16,334	0	16,334	0	16,334
	TOTAL	**0**	**0.00**	**649,302**	**10.70**	**244,993**	**0**	**894,295**	**25,609**	**919,904**

UNL-State General Fund-711 Revolving/Designated

COST OBJECT		FACULTY Dollar	FACULTY FTE	NON FACULTY Dollar	NON FACULTY FTE	EMPLOYEE BENEFITS	PERSONAL SERVICE CREDITS	TOTAL PERSONAL SERVICES	TOTAL OPERATING EXPENSES	TOTAL
22-4201-0007	Student Money Management	0	0.00	43,087	1.00	22,045	0	65,132	8,861	73,993

COST OBJECT LISTING BY SUB PROGRAM
2020-2021GENERAL OPERATING BUDGET
UNIVERSITY OF NEBRASKA - LINCOLN
Excluding IANR and NCTA

SUBPROGRAM #/NAME: 42 Student Services

UNL-State General Fund-711 Revolving/Designated

COST OBJECT		FACULTY Dollar	FACULTY FTE	NON FACULTY Dollar	NON FACULTY FTE	EMPLOYEE BENEFITS	PERSONAL SERVICE CREDITS	TOTAL PERSONAL SERVICES	TOTAL OPERATING EXPENSES	TOTAL
22-4205-0001	Office of Fraternity & Sorority Life	0	0.00	172,800	3.00	42,207	0	215,007	0	215,007
22-4213-0001	Conduct & Community Standards	0	0.00	280,595	5.00	132,192	0	412,787	0	412,787
22-4214-0001	Vice Chancellor for Student Affairs	0	0.00	742,470	8.00	239,613	0	982,083	0	982,083
22-4214-0002	Services for Students with Disabilities	0	0.00	284,963	5.70	89,222	0	374,185	0	374,185
22-4220-0001	Advocacy & Support	0	0.00	68,340	1.00	26,763	0	95,103	0	95,103
	TOTAL	**0**	**0.00**	**1,592,255**	**23.70**	**552,042**	**0**	**2,144,297**	**8,861**	**2,153,158**

UNL-Federal Letter of Credit-716 Federal/Restricted

COST OBJECT		FACULTY Dollar	FACULTY FTE	NON FACULTY Dollar	NON FACULTY FTE	EMPLOYEE BENEFITS	PERSONAL SERVICE CREDITS	TOTAL PERSONAL SERVICES	TOTAL OPERATING EXPENSES	TOTAL
24-4210-0019041	US ED 11-12 NE Neb Upward Bound	0	0.00	23,444	1.00	0	0	23,444	0	23,444
24-4210-0025005	US ED 2019-20 Student Suport Serv TRIO	0	0.00	306,893	5.97	109,932	0	416,825	0	416,825
24-4210-0025053	US ED 2019-20 SSS TRIO- IT	0	0.00	16,075	0.25	5,338	0	21,413	0	21,413
24-4210-0026004	US ED 2019-20 Admin Talent Search Prg	0	0.00	227,535	5.30	56,258	0	283,793	0	283,793
24-4210-0026043	US ED 2019-20 IT Talent Search Prg	0	0.00	14,790	0.23	4,910	0	19,700	0	19,700
24-4210-0027003	US ED 2019-20 Student Upward Bound	0	0.00	102,480	2.30	23,408	0	125,888	0	125,888
24-4210-0027033	US ED 2019-20 IT Upward Bound	0	0.00	11,574	0.18	3,845	0	15,419	0	15,419
24-4210-0028003	US ED 19-20 Upward Bound M/S	0	0.00	103,081	2.30	33,039	0	136,120	0	136,120
24-4210-0028033	US ED 19-20 IT Upward Bound M/S	0	0.00	11,574	0.18	3,845	0	15,419	0	15,419
	TOTAL	**0**	**0.00**	**817,446**	**17.70**	**240,575**	**0**	**1,058,021**	**0**	**1,058,021**

UNL-Trust-Grant/Cont/Loan/End-718 Trust/Restricted

COST OBJECT		FACULTY Dollar	FACULTY FTE	NON FACULTY Dollar	NON FACULTY FTE	EMPLOYEE BENEFITS	PERSONAL SERVICE CREDITS	TOTAL PERSONAL SERVICES	TOTAL OPERATING EXPENSES	TOTAL
27-4207-0001001	Sherwood Fdn Admin Scholarship Pgm	0	0.00	39,121	1.00	0	0	39,121	0	39,121
27-4211-0001001	Un Fdn-Short Term Loan Counseling Fd	0	0.00	31,200	1.00	5,988	0	37,188	0	37,188
	TOTAL	**0**	**0.00**	**70,321**	**2.00**	**5,988**	**0**	**76,309**	**0**	**76,309**

UNL-Auxiliary-719 Auxiliaries & Services/Restricted

COST OBJECT		FACULTY Dollar	FACULTY FTE	NON FACULTY Dollar	NON FACULTY FTE	EMPLOYEE BENEFITS	PERSONAL SERVICE CREDITS	TOTAL PERSONAL SERVICES	TOTAL OPERATING EXPENSES	TOTAL
23-4203-0001	Student Affairs Bus Opers-HR/PY	0	0.00	217,016	4.50	74,381	0	291,397	0	291,397
23-4203-0002	Student Affairs Bus Opers-Mktg & Comm	0	0.00	395,759	7.00	92,134	0	487,893	0	487,893
23-4203-0003	SA Bus Opers-Bus Svcs	0	0.00	388,172	7.69	117,781	0	505,953	0	505,953
23-4212-0001	University Health Center	0	0.00	0	0.00	0	0	0	10,000,000	10,000,000
23-4212-1015	Big Red Resilience & Well-Being	0	0.00	235,679	4.00	64,982	0	300,661	0	300,661
23-4212-1021	UHC CAPS	0	0.00	1,335,715	21.13	367,771	0	1,703,486	0	1,703,486
23-4212-1046	University Health Center Custodial	0	0.00	144,477	5.00	40,188	0	184,665	0	184,665
23-4215-0004	NU Nebraska Unions	0	0.00	0	0.00	0	0	0	75,000	75,000
23-4215-0005	NU Equipment Reserve Account	0	0.00	0	0.00	0	0	0	100,000	100,000
23-4215-0006	NU Readership Program	0	0.00	0	0.00	0	0	0	190,000	190,000
23-4215-0007	Children's Center	0	0.00	1,443,155	26.75	349,648	0	1,792,803	434,287	2,227,090
23-4215-1100	NU City Administration	0	0.00	312,383	3.65	107,962	0	420,345	103,155	523,500
23-4215-1101	NU Student Organizations Financial Serv	0	0.00	64,961	1.75	20,693	0	85,654	9,925	95,579
23-4215-1102	NU Training & Development	0	0.00	0	0.00	0	0	0	21,000	21,000
23-4215-1103	NU Accounting	0	0.00	162,354	2.00	48,726	0	211,080	19,552	230,632
23-4215-1104	NU Comp Tech Support	0	0.00	0	0.00	0	0	0	68,900	68,900
23-4215-1211	NU City Building Operations	0	0.00	246,577	8.50	29,383	0	275,960	643,101	919,061
23-4215-1212	NU City Information Desk	0	0.00	55,800	1.50	676	0	56,476	7,250	63,726

COST OBJECT LISTING BY SUB PROGRAM
2020-2021GENERAL OPERATING BUDGET
UNIVERSITY OF NEBRASKA - LINCOLN
Excluding IANR and NCTA

SUBPROGRAM #/NAME: 42 Student Services

UNL-Auxiliary-719 Auxiliaries & Services/Restricted

COST OBJECT		FACULTY Dollar	FACULTY FTE	NON FACULTY Dollar	NON FACULTY FTE	EMPLOYEE BENEFITS	PERSONAL SERVICE CREDITS	TOTAL PERSONAL SERVICES	TOTAL OPERATING EXPENSES	TOTAL
23-4215-1213	NU JGMC Facilities	0	0.00	35,723	1.00	10,075	0	45,798	20,460	66,258
23-4215-1214	NU City Bldg Maintenance	0	0.00	205,622	4.90	65,411	0	271,033	158,190	429,223
23-4215-1215	NU City Custodial/Setups	0	0.00	366,797	10.75	94,974	0	461,771	38,450	500,221
23-4215-1216	NU City Reservations	0	0.00	98,336	2.00	43,315	0	141,651	7,150	148,801
23-4215-1219	NU City Starbucks	0	0.00	252,070	5.00	49,812	0	301,882	289,050	590,932
23-4215-1311	NU SI Student Involvement	0	0.00	214,379	3.83	65,915	0	280,294	106,450	386,744
23-4215-1312	CE Leadership Development	0	0.00	94,026	1.50	18,383	0	112,409	5,900	118,309
23-4215-1313	NU Gender Programs	0	0.00	180,097	3.50	24,601	0	204,698	32,527	237,225
23-4215-1314	NU JGMC Administration	0	0.00	134,246	1.00	3,042	0	137,288	120,925	258,213
23-4215-1315	Marketing and Communications	0	0.00	63,065	1.75	0	0	63,065	9,650	72,715
23-4215-1316	CE Service Learning	0	0.00	103,431	1.75	17,931	0	121,362	7,000	128,362
23-4215-1317	Civic Engagement Admin	0	0.00	27,215	0.23	6,417	0	33,632	24,400	58,032
23-4215-1318	NU SI Stdt Organizations	0	0.00	103,253	3.17	30,000	0	133,253	18,675	151,928
23-4215-1322	LGBTQA+ Center	0	0.00	124,520	1.70	21,925	0	146,445	14,000	160,445
23-4215-1325	NU East SI Programs	0	0.00	98,922	2.25	23,759	0	122,681	10,805	133,486
23-4215-1326	Cntr for Advocacy, Response & Education	0	0.00	101,000	2.00	20,114	0	121,114	0	121,114
23-4215-1400	NEU East Administration	0	0.00	124,434	2.50	48,286	0	172,720	9,055	181,775
23-4215-1411	NEU East Building Operations	0	0.00	35,000	2.25	356	0	35,356	313,787	349,143
23-4215-1414	NEU East Bldg Maintenance	0	0.00	112,303	3.09	24,017	0	136,320	62,000	198,320
23-4215-1415	NEU East Custodial/Setups	0	0.00	145,368	4.50	48,222	0	193,590	14,000	207,590
23-4215-1416	NEU East Reservations	0	0.00	43,680	1.00	19,718	0	63,398	2,500	65,898
23-4215-1419	NEU Starbucks	0	0.00	68,120	2.00	9,996	0	78,116	0	78,116
23-4215-1820	NEU East Recreation	0	0.00	53,199	1.66	10,740	0	63,939	17,975	81,914
23-4215-2337	NU SI Campus Night Life	0	0.00	13,102	0.00	0	0	13,102	34,700	47,802
23-4216-0001	Campus Recreation	0	0.00	4,591,828	148.60	1,488,749	0	6,080,577	6,314,182	12,394,759
23-4216-1001	Camp Recr-Administration	0	0.00	10,600	0.20	2,705	0	13,305	0	13,305
	TOTAL	**0**	**0.00**	**12,402,384**	**305.59**	**3,462,788**	**0**	**15,865,172**	**19,304,001**	**35,169,173**
	SUB PROGRAM TOTAL	**0**	**0**	**15,531,708**	**360**	**4,506,386**	**0**	**20,038,094**	**19,338,471**	**39,376,565**

SUBPROGRAM #/NAME: 43 Business and Finance

UNL-State General Fund-711 State & University Generated/Unrestricted

COST OBJECT		FACULTY Dollar	FACULTY FTE	NON FACULTY Dollar	NON FACULTY FTE	EMPLOYEE BENEFITS	PERSONAL SERVICE CREDITS	TOTAL PERSONAL SERVICES	TOTAL OPERATING EXPENSES	TOTAL
21-4301-0001	V C For Business & Finance	0	0.00	775,749	2.50	71,950	0	847,699	-1,646,400	-798,701
21-4306-0001	Campus Planning	0	0.00	118,000	1.00	19,375	0	137,375	0	137,375
21-4307-0001	Operations/Maintenance Equipment	0	0.00	0	0.00	0	0	0	42,611	42,611
21-4307-0003	Pgm 711Equipment	0	0.00	0	0.00	0	0	0	15,227	15,227
21-4311-0001	Accounting	0	0.00	733,638	9.40	192,296	0	925,934	57,485	983,419
21-4312-0001	Budget	0	0.00	294,438	3.00	89,827	0	384,265	5,415	389,680
21-4313-0001	Bursar	0	0.00	301,901	6.00	85,545	0	387,446	28,657	416,103
21-4314-0001	Payroll	0	0.00	781,150	13.00	230,841	0	1,011,991	33,653	1,045,644
21-4316-0001	Student Accounts	0	0.00	523,655	12.00	152,638	0	676,293	5,338	681,631
21-4318-0001	Financial Systems	0	0.00	596,089	7.20	172,707	0	768,796	50,000	818,796
21-4325-0001	University Services	0	0.00	486,603	6.60	33,343	0	519,946	44,145	564,091
21-4326-0001	Procurement Srv	0	0.00	708,303	10.87	166,671	0	874,974	19,681	894,655
21-4326-0002	Procurement Software	0	0.00	0	0.00	0	0	0	302,879	302,879
21-4327-0001	Inventory, Surplus and Asset Management	0	0.00	89,225	2.00	22,587	0	111,812	442	112,254
21-4327-0002	Inventory Surplus Pickup	0	0.00	55,493	1.64	14,048	0	69,541	31,581	101,122

COST OBJECT LISTING BY SUB PROGRAM
2020-2021GENERAL OPERATING BUDGET
UNIVERSITY OF NEBRASKA - LINCOLN
Excluding IANR and NCTA

SUBPROGRAM #/NAME: 43 Business and Finance

UNL-State General Fund-711 State & University Generated/Unrestricted

COST OBJECT		FACULTY Dollar	FACULTY FTE	NON FACULTY Dollar	NON FACULTY FTE	EMPLOYEE BENEFITS	PERSONAL SERVICE CREDITS	TOTAL PERSONAL SERVICES	TOTAL OPERATING EXPENSES	TOTAL
21-4328-0001	Mail Service	0	0.00	365,181	7.50	79,673	0	444,854	40,960	485,814
21-4340-0001	Environmental Health	0	0.00	701,141	10.45	191,306	0	892,447	196,638	1,089,085
21-4340-0004	EHS-Stormwater Mgm Pgm	0	0.00	52,920	1.00	22,941	0	75,861	0	75,861
21-4344-0001	Accounts Payable	0	0.00	392,909	9.37	172,985	0	565,894	0	565,894
21-4360-0001	Police Services-Security & Traffic	0	0.00	1,153,299	6.00	99,597	0	1,252,896	134,767	1,387,663
21-4360-1002	Police Services-University Cameras	0	0.00	0	0.00	0	0	0	80,000	80,000
21-4360-1003	Police-Emergency Management	0	0.00	80,000	1.00	13,543	0	93,543	43,350	136,893
21-4360-1004	Police-Compliance & Accreditation	0	0.00	64,000	1.00	10,685	0	74,685	0	74,685
21-4360-1005	Police-Patrol Operations	0	0.00	2,004,729	31.00	427,788	0	2,432,517	0	2,432,517
21-4360-1006	Police-Investigations	0	0.00	57,666	1.00	22,894	0	80,560	0	80,560
21-4360-1007	Police-Dispatch	0	0.00	462,119	8.59	152,229	0	614,348	0	614,348
21-4360-1009	Police-Building Access	0	0.00	108,373	3.00	37,927	0	146,300	0	146,300
21-4360-1010	Police-GIS	0	0.00	80,267	1.00	26,277	0	106,544	28,500	135,044
21-4360-1011	Police-Personnel & Public Relations	0	0.00	47,012	1.00	9,035	0	56,047	0	56,047
21-4360-1012	Police-Alarm Servicing	0	0.00	16,032	0.22	5,051	0	21,083	50,000	71,083
21-4360-1014	Police-IT Services	0	0.00	145,895	2.12	23,905	0	169,800	0	169,800
21-4370-0001	Human Resources	0	0.00	1,352,815	18.00	421,213	0	1,774,028	116,148	1,890,176
21-4370-1005	NuValues/MarketPay	0	0.00	0	0.00	0	0	0	28,489	28,489
21-4399-0008	Bdgt Adj Oper and Maint Reserve	0	0.00	135,071	0.00	0	0	135,071	246,440	381,511
	TOTAL	**0**	**0.00**	**12,683,673**	**177.44**	**2,968,877**	**0**	**15,652,550**	**-43,994**	**15,608,556**

UNL-State General Fund-711 Revolving/Designated

COST OBJECT		FACULTY Dollar	FACULTY FTE	NON FACULTY Dollar	NON FACULTY FTE	EMPLOYEE BENEFITS	PERSONAL SERVICE CREDITS	TOTAL PERSONAL SERVICES	TOTAL OPERATING EXPENSES	TOTAL
22-4327-0001	IMA Service Center	0	0.00	211,755	5.36	0	0	211,755	40,988	252,743
22-4360-0001	UNL Police Srv-Comm Srv Officers Revlg	0	0.00	518,850	12.38	193,505	0	712,355	71,000	783,355
22-4360-0004	UNL Police Special Events	0	0.00	30,615	0.62	8,857	0	39,472	0	39,472
22-4360-0005	UNL CCTV Police Maintenance	0	0.00	73,156	1.07	33,126	0	106,282	44,000	150,282
	TOTAL	**0**	**0.00**	**834,376**	**19.43**	**235,488**	**0**	**1,069,864**	**155,988**	**1,225,852**

UNL-Auxiliary-719 Auxiliaries & Services/Restricted

COST OBJECT		FACULTY Dollar	FACULTY FTE	NON FACULTY Dollar	NON FACULTY FTE	EMPLOYEE BENEFITS	PERSONAL SERVICE CREDITS	TOTAL PERSONAL SERVICES	TOTAL OPERATING EXPENSES	TOTAL
23-4309-0002	Breslow Ice Hockey Center Operations	0	0.00	0	0.00	0	0	0	584,506	584,506
23-4325-0002	University Srvc-Mgm Info For Travel	0	0.00	0	0.00	0	0	0	455,000	455,000
23-4325-0004	Univ Srv-Director	0	0.00	187,294	1.00	49,288	0	236,582	11,313,040	11,549,622
23-4325-0005	Univ Srv-Business Center	0	0.00	357,772	6.50	153,813	0	511,585	75,010	586,595
23-4326-0001	IT Procurement Services	0	0.00	228,852	3.63	76,470	0	305,322	0	305,322
23-4326-0002	Software Procurement & Deployment	0	0.00	19,893	0.37	7,300	0	27,193	0	27,193
23-4328-0001	Mail Service	0	0.00	136,935	3.55	56,620	0	193,555	2,251,470	2,445,025
23-4332-0001	Parking Services	0	0.00	768,888	12.75	189,323	0	958,211	1,227,291	2,185,502
23-4332-0002	Parking-Stadium Dr Parking Garage	0	0.00	100,271	1.50	24,141	0	124,412	98,800	223,212
23-4332-0003	Parking-17th & R Parking Garage	0	0.00	26,844	1.00	10,192	0	37,036	155,600	192,636
23-4332-0004	Parking - Transit Operations	0	0.00	153,989	0.75	39,118	0	193,107	638,900	832,007
23-4332-0005	Parking - 14 & Avery Garage	0	0.00	0	0.00	0	0	0	101,000	101,000
23-4333-0001	University Fleet Management	0	0.00	275,705	6.53	87,479	0	363,184	2,022,922	2,386,106
23-4333-0002	Univ Fleet Management Equip Reserve	0	0.00	0	0.00	0	0	0	806,692	806,692
23-4333-0007	Univ Fleet Management-Shop Chg	0	0.00	330,942	7.50	115,787	0	446,729	0	446,729
23-4334-0001	Printing Services	0	0.00	938,670	19.20	330,839	0	1,269,509	1,807,151	3,076,660
23-4334-0002	Printing Services-Equipment	0	0.00	0	0.00	0	0	0	18,699	18,699

COST OBJECT LISTING BY SUB PROGRAM
2020-2021GENERAL OPERATING BUDGET
UNIVERSITY OF NEBRASKA - LINCOLN
Excluding IANR and NCTA

SUBPROGRAM #/NAME: 43 Business and Finance

UNL-Auxiliary-719 Auxiliaries & Services/Restricted

COST OBJECT		FACULTY Dollar	FACULTY FTE	NON FACULTY Dollar	NON FACULTY FTE	EMPLOYEE BENEFITS	PERSONAL SERVICE CREDITS	TOTAL PERSONAL SERVICES	TOTAL OPERATING EXPENSES	TOTAL
23-4334-0003	Prnt Serv-Cost per Copy Program	0	0.00	121,834	2.20	47,081	0	168,915	1,067,000	1,235,915
23-4334-0004	Prnt Serv-1700 Y Copy Center	0	0.00	170,714	5.00	71,478	0	242,192	358,600	600,792
23-4334-0005	Prnt Serv-City Union Copy Center	0	0.00	0	0.00	0	0	0	12,400	12,400
23-4334-0006	Prnt Serv-East Union Copy Center	0	0.00	113,909	3.30	48,813	0	162,722	104,000	266,722
23-4334-0010	Prnt Serv-Imprint Production	0	0.00	63,674	1.70	22,342	0	86,016	0	86,016
23-4335-0001	Courier/Delivery Services	0	0.00	50,027	4.80	14,436	0	64,463	20,166	84,629
23-4336-0001	Moving Services	0	0.00	1,356	0.02	521	0	1,877	0	1,877
23-4337-0001	Stores - Central Operations	0	0.00	4,232	0.03	1,724	0	5,956	22,198	28,154
23-4337-0005	Univ Stores-Comm Fares	0	0.00	0	0.00	0	0	0	7,600,000	7,600,000
23-4337-0006	Univ Stores-Freight	0	0.00	0	0.00	0	0	0	69,000	69,000
23-4337-0009	Univ Stores-Heatlth Care/Drug Testing	0	0.00	0	0.00	0	0	0	30,000	30,000
23-4340-0001	Environmental Health Safety	0	0.00	203,219	4.00	0	0	203,219	35,000	238,219
23-4342-0001	NCard Office	0	0.00	89,447	2.00	23,084	0	112,531	126,620	239,151
23-4342-0002	NCard Charge Service Fee	0	0.00	102,933	1.50	29,672	0	132,605	0	132,605
23-4342-0003	NCard Equipment	0	0.00	72,958	2.00	20,611	0	93,569	114,000	207,569
23-4344-0001	AP-Card Operations	0	0.00	38,814	0.63	8,702	0	47,516	0	47,516
23-4346-0001	Passport Office	0	0.00	117,722	2.50	43,858	0	161,580	20,000	181,580
	TOTAL	**0**	**0.00**	**4,676,894**	**93.96**	**1,472,692**	**0**	**6,149,586**	**31,135,065**	**37,284,651**
	SUB PROGRAM TOTAL	**0**	**0**	**18,194,943**	**291**	**4,677,057**	**0**	**22,872,000**	**31,247,059**	**54,119,059**

SUBPROGRAM #/NAME: 44 General Expense

UNL-State General Fund-711 State & University Generated/Unrestricted

COST OBJECT		FACULTY Dollar	FACULTY FTE	NON FACULTY Dollar	NON FACULTY FTE	EMPLOYEE BENEFITS	PERSONAL SERVICE CREDITS	TOTAL PERSONAL SERVICES	TOTAL OPERATING EXPENSES	TOTAL
21-4406-0001	Institutional Equity and Compliance	0	0.00	678,938	7.95	148,594	0	827,532	81,275	908,807
21-4406-0002	ADA/Accommodation Resource Cnt	0	0.00	230,502	3.60	63,274	0	293,776	14,606	308,382
21-4408-0001	Public Relations-News & Info	0	0.00	1,559,264	21.75	438,090	0	1,997,354	24,062	2,021,416
21-4408-0002	Public Relations-Speakers Bureau	0	0.00	0	0.00	0	0	0	7,000	7,000
21-4408-0004	Special Events	0	0.00	0	0.00	0	0	0	58,000	58,000
21-4408-0006	Pub Rel-Student Sponsored Events	0	0.00	0	0.00	0	0	0	10,000	10,000
21-4420-0001	Memberships And Dues	0	0.00	0	0.00	0	0	0	306,260	306,260
21-4421-0001	BONDS AND INSURANCE	0	0.00	0	0.00	0	0	0	1,991,090	1,991,090
21-4423-0001	Special Retirement Cost	0	0.00	81,618	0.00	0	0	81,618	0	81,618
21-4424-0001	Unemployment Compensation	0	0.00	0	0.00	85,000	0	85,000	0	85,000
21-4424-0002	Workers Compensation	0	0.00	0	0.00	647,201	0	647,201	0	647,201
21-4425-0001	Legal Counsel	0	0.00	0	0.00	0	0	0	38,510	38,510
21-4426-0001	Misc General Expense	0	0.00	0	0.00	0	0	0	408,438	408,438
21-4426-0004	Misc General Expense Employee Awards	0	0.00	0	0.00	0	0	0	38,384	38,384
21-4426-0015	Grad Asst Health Benefits	0	0.00	0	0.00	0	0	0	560,623	560,623
21-4428-0001	Fire & Ext Coverage Ins	0	0.00	0	0.00	0	0	0	862,052	862,052
	TOTAL	**0**	**0.00**	**2,550,322**	**33.30**	**1,382,159**	**0**	**3,932,481**	**4,400,300**	**8,332,781**

UNL-State General Fund-711 Revolving/Designated

COST OBJECT		FACULTY Dollar	FACULTY FTE	NON FACULTY Dollar	NON FACULTY FTE	EMPLOYEE BENEFITS	PERSONAL SERVICE CREDITS	TOTAL PERSONAL SERVICES	TOTAL OPERATING EXPENSES	TOTAL
22-4406-0001	Institutional Equity & Compliance	0	0.00	15,458	0.20	2,551	0	18,009	0	18,009
22-4408-0001	PR - Integrated Marketing Plan	0	0.00	340,346	5.39	96,349	0	436,695	0	436,695
22-4408-0002	PR-Service Center	0	0.00	82,925	1.75	29,325	0	112,250	0	112,250

COST OBJECT LISTING BY SUB PROGRAM
2020-2021GENERAL OPERATING BUDGET
UNIVERSITY OF NEBRASKA - LINCOLN
Excluding IANR and NCTA

SUBPROGRAM #/NAME: 44 General Expense

UNL-State General Fund-711 Revolving/Designated

COST OBJECT		FACULTY Dollar	FACULTY FTE	NON FACULTY Dollar	NON FACULTY FTE	EMPLOYEE BENEFITS	PERSONAL SERVICE CREDITS	TOTAL PERSONAL SERVICES	TOTAL OPERATING EXPENSES	TOTAL
22-4426-0001	Misc General Expense Inv Inc Fund 5511	0	0.00	0	0.00	0	0	0	4,200,000	4,200,000
22-4426-0008	Misc Exp-Law College/Athletic Support	107,230	0.47	0	0.00	21,019	0	128,249	0	128,249
	TOTAL	**107,230**	**0.47**	**438,729**	**7.34**	**149,244**	**0**	**695,203**	**4,200,000**	**4,895,203**
	SUB PROGRAM TOTAL	**107,230**	**0**	**2,989,051**	**41**	**1,531,403**	**0**	**4,627,684**	**8,600,300**	**13,227,984**

SUBPROGRAM #/NAME: 57 Tobacco Fund Research

SUBPROGRAM #/NAME: 58 Innovation Campus

UNL-State General Fund-711 State & University Generated/Unrestricted

COST OBJECT		FACULTY Dollar	FACULTY FTE	NON FACULTY Dollar	NON FACULTY FTE	EMPLOYEE BENEFITS	PERSONAL SERVICE CREDITS	TOTAL PERSONAL SERVICES	TOTAL OPERATING EXPENSES	TOTAL
21-5801-0001	NIC Innovation Studio Position	0	0.00	61,484	1.00	45,610	0	107,094	0	107,094
	TOTAL	**0**	**0.00**	**61,484**	**1.00**	**45,610**	**0**	**107,094**	**0**	**107,094**

UNL-State General Fund-711 Revolving/Designated

COST OBJECT		FACULTY Dollar	FACULTY FTE	NON FACULTY Dollar	NON FACULTY FTE	EMPLOYEE BENEFITS	PERSONAL SERVICE CREDITS	TOTAL PERSONAL SERVICES	TOTAL OPERATING EXPENSES	TOTAL
22-5801-0001	Nebr Innovation Studio Membership Fees	0	0.00	45,000	1.00	16,089	0	61,089	0	61,089
	TOTAL	**0**	**0.00**	**45,000**	**1.00**	**16,089**	**0**	**61,089**	**0**	**61,089**
	SUB PROGRAM TOTAL	**0**	**0**	**106,484**	**2**	**61,699**	**0**	**168,183**	**0**	**168,183**

SUBPROGRAM #/NAME: 74 Agency Funds

UNL-Trust-Grant/Cont/Loan/End-718 Trust/Restricted

COST OBJECT		FACULTY Dollar	FACULTY FTE	NON FACULTY Dollar	NON FACULTY FTE	EMPLOYEE BENEFITS	PERSONAL SERVICE CREDITS	TOTAL PERSONAL SERVICES	TOTAL OPERATING EXPENSES	TOTAL
26-7407-0001001	Vision Maker Media	0	0.00	535,580	11.00	156,811	0	692,391	0	692,391
26-7407-0044001	WAPOR Ranae Reis	0	0.00	40,716	0.75	18,097	0	58,813	0	58,813
	TOTAL	**0**	**0.00**	**576,296**	**11.75**	**174,908**	**0**	**751,204**	**0**	**751,204**
	SUB PROGRAM TOTAL	**0**	**0**	**576,296**	**12**	**174,908**	**0**	**751,204**	**0**	**751,204**

SUBPROGRAM #/NAME: 75 Student Housing

UNL-Auxiliary-719 Auxiliaries & Services/Restricted

COST OBJECT		FACULTY Dollar	FACULTY FTE	NON FACULTY Dollar	NON FACULTY FTE	EMPLOYEE BENEFITS	PERSONAL SERVICE CREDITS	TOTAL PERSONAL SERVICES	TOTAL OPERATING EXPENSES	TOTAL
23-7501-0001	University Housing Central Housing Adm	0	0.00	1,692,391	16.75	0	0	1,692,391	136,784	1,829,175
23-7501-0401	Cntl Hsg Adm-Facilities	0	0.00	782,613	13.60	209,408	0	992,021	0	992,021
23-7501-0501	Cntl Hsg Adm-Dining	0	0.00	521,523	8.00	131,423	0	652,946	0	652,946
23-7501-0701	Cntl Hsg Adm-Res Life	0	0.00	712,060	11.00	216,732	0	928,792	0	928,792
23-7501-0711	Cntl Hsg Adm-Learning Communities	0	0.00	95,000	2.00	15,423	0	110,423	0	110,423
23-7501-0801	Cntl Hsg Adm-Administration	0	0.00	314,118	2.00	77,528	0	391,646	0	391,646
23-7501-0811	Cntl Hsg Adm-Summer Conf	0	0.00	237,660	4.00	54,844	0	292,504	0	292,504
23-7501-0821	Cntl Hsg Adm-Information Srv	0	0.00	522,176	8.00	166,055	0	688,231	0	688,231
23-7501-0831	Cntl Hsg Adm-Marketing	0	0.00	127,795	2.00	21,889	0	149,684	0	149,684
23-7501-0841	Housing Operations and Support	0	0.00	172,532	3.00	49,615	0	222,147	0	222,147

COST OBJECT LISTING BY SUB PROGRAM
2020-2021GENERAL OPERATING BUDGET
UNIVERSITY OF NEBRASKA - LINCOLN
Excluding IANR and NCTA

SUBPROGRAM #/NAME: 75 Student Housing

UNL-Auxiliary-719 Auxiliaries & Services/Restricted

COST OBJECT		FACULTY Dollar	FACULTY FTE	NON FACULTY Dollar	NON FACULTY FTE	EMPLOYEE BENEFITS	PERSONAL SERVICE CREDITS	TOTAL PERSONAL SERVICES	TOTAL OPERATING EXPENSES	TOTAL
23-7501-0911	Cntl Hsg Adm-Contracts/Student Accts	0	0.00	320,845	8.00	124,280	0	445,125	0	445,125
23-7505-2000	Courtyards	0	0.00	117,453	4.75	0	0	117,453	694,383	811,836
23-7505-2400	Courtyards-Facilities	0	0.00	179,434	5.05	70,259	0	249,693	0	249,693
23-7507-1000	Selleck Quadrangle	0	0.00	635,044	25.08	0	0	635,044	2,898,117	3,533,161
23-7507-1400	Selleck Quad-Facilities	0	0.00	535,942	16.55	186,761	0	722,703	0	722,703
23-7507-1500	Selleck Quad-Dining	0	0.00	1,618,868	54.31	546,822	0	2,165,690	0	2,165,690
23-7507-1600	Selleck Quad-Snack Bar/C Store	0	0.00	15,305	0.50	2,790	0	18,095	0	18,095
23-7507-1700	Selleck Quad-Res Life	0	0.00	79,501	2.00	8,379	0	87,880	0	87,880
23-7511-1000	Abel Sandoz Halls	0	0.00	815,305	32.25	0	0	815,305	3,918,638	4,733,943
23-7511-1400	Abel Sandoz Facilities	0	0.00	782,313	24.45	270,550	0	1,052,863	0	1,052,863
23-7511-1500	Abel Sandoz Dining-Academic	0	0.00	1,188,926	38.83	365,532	0	1,554,458	0	1,554,458
23-7511-1600	Abel Sandoz Snack Bar	0	0.00	58,513	1.50	8,384	0	66,897	0	66,897
23-7511-1700	Abel Sandoz Residence Life	0	0.00	202,238	5.00	44,954	0	247,192	0	247,192
23-7513-1000	Harper Shramm Smith Halls	0	0.00	751,014	29.60	0	0	751,014	3,824,832	4,575,846
23-7513-1400	Harper Shramm Smith-Facilities	0	0.00	699,641	21.30	254,233	0	953,874	0	953,874
23-7513-1500	Harper Shramm Smith-Dining	0	0.00	1,200,383	40.00	436,925	0	1,637,308	0	1,637,308
23-7513-1700	Harper Shramm Smith-Res Life	0	0.00	159,168	4.00	19,411	0	178,579	0	178,579
23-7513-2000	Village	0	0.00	153,566	6.00	0	0	153,566	1,298,781	1,452,347
23-7513-2400	Village-Facilities	0	0.00	220,540	6.20	81,745	0	302,285	0	302,285
23-7513-2600	Village-Snack Bar/C Store	0	0.00	15,306	0.50	2,114	0	17,420	0	17,420
23-7513-2700	Village-Res Life	0	0.00	42,672	1.00	4,969	0	47,641	0	47,641
23-7515-1000	Love Coop Hall	0	0.00	3,178	0.15	0	0	3,178	69,759	72,937
23-7515-1400	Love Coop-Facilities	0	0.00	15,759	0.30	5,361	0	21,120	0	21,120
23-7517-1000	Husker Hall	0	0.00	31,437	1.25	0	0	31,437	99,471	130,908
23-7517-1400	Husker Hall-Facilities	0	0.00	15,759	0.30	5,361	0	21,120	0	21,120
23-7519-1002	Univ Apts-U Street Apts	0	0.00	7,488	0.30	0	0	7,488	73,335	80,823
23-7519-1003	Univ Apts-Vine Street Apts	0	0.00	17,472	0.70	0	0	17,472	159,409	176,881
23-7519-1402	Univ Apts-U Street Apts-Facilities	0	0.00	34,645	0.65	10,895	0	45,540	0	45,540
23-7519-1403	Univ Apts-Vine Street Apts-Facilities	0	0.00	45,029	0.85	14,201	0	59,230	0	59,230
23-7521-1000	Colonial Terrace	0	0.00	0	0.00	0	0	0	98,511	98,511
23-7521-1400	Colonial Terrace-Facilities	0	0.00	42,196	0.80	14,166	0	56,362	0	56,362
23-7525-1000	Kauffman Residential Center	0	0.00	37,363	1.50	0	0	37,363	384,469	421,832
23-7525-1400	Kauffman Residential Cnt-Facilities	0	0.00	66,672	1.85	26,504	0	93,176	0	93,176
23-7525-1700	Kauffman Residential Cnt-Res Life	0	0.00	36,000	1.00	5,083	0	41,083	0	41,083
23-7527-1000	Knoll Res Center	0	0.00	750,889	29.68	0	0	750,889	3,610,511	4,361,400
23-7527-1400	Knoll Res Center-Facilities	0	0.00	958,327	31.58	299,524	0	1,257,851	0	1,257,851
23-7527-1500	Knoll Res Cnt-Willa Cather Dining	0	0.00	1,392,960	46.50	441,226	0	1,834,186	0	1,834,186
23-7527-1600	Knoll Res Center-C Store	0	0.00	42,990	1.50	8,944	0	51,934	0	51,934
23-7527-1700	Knoll Res Center-Res Life	0	0.00	150,470	4.00	16,118	0	166,588	0	166,588
23-7529-1000	Massengale Res Cnt	0	0.00	366,601	13.90	0	0	366,601	1,132,000	1,498,601
23-7529-1400	Massengale Res Cnt-Facilities	0	0.00	400,294	11.20	135,137	0	535,431	0	535,431
23-7529-1500	Massengale Res Cnt-Dining	0	0.00	863,897	27.50	314,623	0	1,178,520	0	1,178,520
23-7529-1700	Massengale Res Cnt-Res Life	0	0.00	97,780	2.50	11,353	0	109,133	0	109,133
	TOTAL	**0**	**0.00**	**20,347,051**	**575.23**	**4,679,521**	**0**	**25,026,572**	**18,399,000**	**43,425,572**
	SUB PROGRAM TOTAL	**0**	**0**	**20,347,051**	**575**	**4,679,521**	**0**	**25,026,572**	**18,399,000**	**43,425,572**

SUBPROGRAM #/NAME: 77 Intercollegiate Athletics

COST OBJECT LISTING BY SUB PROGRAM
2020-2021GENERAL OPERATING BUDGET
UNIVERSITY OF NEBRASKA - LINCOLN
Excluding IANR and NCTA

SUBPROGRAM #/NAME: 77 Intercollegiate Athletics

UNL-Auxiliary-719 Auxiliaries & Services/Restricted

COST OBJECT		FACULTY Dollar	FACULTY FTE	NON FACULTY Dollar	NON FACULTY FTE	EMPLOYEE BENEFITS	PERSONAL SERVICE CREDITS	TOTAL PERSONAL SERVICES	TOTAL OPERATING EXPENSES	TOTAL
23-7701-0006	Ath-NCAA/Big Ten Student Support Pgms	0	0.00	0	0.00	0	0	0	544,800	544,800
23-7701-0009	NE Athl Performance Lab (NAPL)	29,750	0.50	872,826	9.70	187,756	0	1,090,332	636,960	1,727,292
23-7701-1100	Business Office	0	0.00	907,998	10.00	228,960	0	1,136,958	71,050	1,208,008
23-7701-1101	Administration	0	0.00	2,852,157	8.50	357,944	0	3,210,101	11,258,970	14,469,071
23-7701-1103	Communications	0	0.00	686,467	12.00	195,119	0	881,586	239,900	1,121,486
23-7701-1104	Athl FAC Capital Proj & Constr	0	0.00	420,071	6.00	111,920	0	531,991	269,328	801,319
23-7701-1105	Concessions	0	0.00	429,570	2.00	74,353	0	503,923	2,284,550	2,788,473
23-7701-1106	Development	0	0.00	1,029,334	14.00	289,767	0	1,319,101	1,392,010	2,711,111
23-7701-1110	Athletic Medicine	92,153	1.28	1,500,265	15.37	355,483	0	1,947,901	1,437,121	3,385,022
23-7701-1111	Athl-Lewis Training Table	0	0.00	760,165	16.35	205,013	0	965,178	1,769,502	2,734,680
23-7701-1112	Performance Nutrition	0	0.00	611,851	4.00	110,484	0	722,335	900,300	1,622,635
23-7701-1114	Events	0	0.00	711,362	17.80	233,754	0	945,116	304,685	1,249,801
23-7701-1115	Administration Reserve	0	0.00	4,274,380	0.00	870,499	0	5,144,879	2,489,664	7,634,543
23-7701-1117	Equipment	0	0.00	467,537	5.00	78,770	0	546,307	110,760	657,067
23-7701-1118	Huskervision	0	0.00	664,427	7.15	163,373	0	827,800	822,432	1,650,232
23-7701-1119	Computing Services	0	0.00	344,792	5.00	89,733	0	434,525	1,170,670	1,605,195
23-7701-1120	Digital Media	0	0.00	373,407	8.00	94,669	0	468,076	119,501	587,577
23-7701-1200	Bowl	0	0.00	0	0.00	0	0	0	2,250,000	2,250,000
23-7701-1201	Football	0	0.00	12,216,408	33.00	1,202,388	0	13,418,796	14,554,253	27,973,049
23-7701-1202	Basketball, Men's	0	0.00	4,394,459	9.00	323,461	0	4,717,920	4,621,511	9,339,431
23-7701-1203	Track	0	0.00	896,564	8.50	222,687	0	1,119,251	3,446,129	4,565,380
23-7701-1204	Baseball	0	0.00	792,621	6.00	159,911	0	952,532	1,747,754	2,700,286
23-7701-1205	Wrestling	0	0.00	458,711	3.60	102,806	0	561,517	900,625	1,462,142
23-7701-1206	Swimming	0	0.00	307,349	3.50	83,789	0	391,138	1,186,003	1,577,141
23-7701-1207	Gymnastics, Men's	0	0.00	206,258	3.50	67,188	0	273,446	640,234	913,680
23-7701-1208	Tennis, Men's	0	0.00	202,432	2.20	53,366	0	255,798	488,373	744,171
23-7701-1209	Golf, Men's	0	0.00	220,801	2.25	46,058	0	266,859	481,471	748,330
23-7701-1210	Performance	0	0.00	1,485,513	16.00	331,109	0	1,816,622	203,847	2,020,469
23-7701-1402	Basketball, Women's	0	0.00	1,349,967	8.00	211,564	0	1,561,531	2,972,134	4,533,665
23-7701-1404	Softball	0	0.00	617,380	5.50	109,533	0	726,913	1,211,845	1,938,758
23-7701-1405	Volleyball	0	0.00	1,027,581	5.00	118,608	0	1,146,189	1,810,855	2,957,044
23-7701-1407	Gymnastics, Women's	0	0.00	354,918	3.50	77,923	0	432,841	1,050,699	1,483,540
23-7701-1408	Tennis, Women's	0	0.00	179,839	2.20	49,633	0	229,472	644,864	874,336
23-7701-1409	Golf, Women's	0	0.00	174,602	2.25	51,095	0	225,697	459,312	685,009
23-7701-1410	Ticketing and Engagement	0	0.00	499,481	9.00	151,798	0	651,279	1,056,430	1,707,709
23-7701-1411	Academics	0	0.00	1,221,095	13.00	309,634	0	1,530,729	501,824	2,032,553
23-7701-1412	Compliance	0	0.00	549,786	7.00	156,570	0	706,356	136,359	842,715
23-7701-1413	Bowling	0	0.00	146,378	2.00	39,915	0	186,293	436,583	622,876
23-7701-1414	Rifle	0	0.00	124,178	2.50	16,072	0	140,250	297,284	437,534
23-7701-1415	Life Skills	0	0.00	509,047	6.95	106,085	0	615,132	842,525	1,457,657
23-7701-1501	Soccer	0	0.00	362,999	3.85	87,279	0	450,278	1,370,458	1,820,736
23-7701-1502	Sports Center	0	0.00	704,395	16.00	238,265	0	942,660	1,719,900	2,662,560
23-7701-1503	Haymarket Park	0	0.00	7,440	0.20	737	0	8,177	839,890	848,067
23-7701-1504	Memorial Stadium	0	0.00	587,466	9.00	172,935	0	760,401	4,483,530	5,243,931
23-7701-1505	Soccer/Tennis Facility	0	0.00	136,654	3.00	52,112	0	188,766	272,950	461,716
23-7701-1510	Marketing	0	0.00	789,581	8.00	188,671	0	978,252	1,460,407	2,438,659
23-7701-1511	Spirit Squad	0	0.00	94,953	2.00	25,758	0	120,711	250,196	370,907
23-7701-1512	Hosted Events	0	0.00	0	0.00	0	0	0	159,745	159,745
23-7701-1514	Post Season Hosted Events	0	0.00	0	0.00	0	0	0	67,095	67,095
	TOTAL	**121,903**	**1.78**	**47,525,465**	**337.37**	**8,404,547**	**0**	**56,051,915**	**78,387,288**	**134,439,203**

COST OBJECT LISTING BY SUB PROGRAM
2020-2021GENERAL OPERATING BUDGET
UNIVERSITY OF NEBRASKA - LINCOLN
Excluding IANR and NCTA

SUB PROGRAM TOTAL	**121,903**	**2**	**47,525,465**	**337**	**8,404,547**	**0**	**56,051,915**	**78,387,288**	**134,439,203**

SUBPROGRAM #/NAME: 79 Other Auxiliary Enterprises

UNL-State General Fund-711 State & University Generated/Unrestricted

COST OBJECT		FACULTY Dollar	FACULTY FTE	NON FACULTY Dollar	NON FACULTY FTE	EMPLOYEE BENEFITS	PERSONAL SERVICE CREDITS	TOTAL PERSONAL SERVICES	TOTAL OPERATING EXPENSES	TOTAL
21-7905-1002	Univ Press-Production (PR)	0	0.00	83,377	1.75	36,754	0	120,131	0	120,131
21-7905-1003	Univ Press-Sales (SL)	0	0.00	116,024	3.00	44,887	0	160,911	0	160,911
21-7905-1008	Univ Press Acquisition (AQ)	0	0.00	133,900	4.00	75,649	0	209,549	0	209,549
21-7920-0001	Lied UNL Program Support	0	0.00	0	0.00	0	0	0	25,000	25,000
	TOTAL	**0**	**0.00**	**333,301**	**8.75**	**157,290**	**0**	**490,591**	**25,000**	**515,591**

UNL-Auxiliary-719 Auxiliaries & Services/Restricted

COST OBJECT		FACULTY Dollar	FACULTY FTE	NON FACULTY Dollar	NON FACULTY FTE	EMPLOYEE BENEFITS	PERSONAL SERVICE CREDITS	TOTAL PERSONAL SERVICES	TOTAL OPERATING EXPENSES	TOTAL
23-7905-0001	Univ Press Op	0	0.00	0	0.00	0	0	0	4,550,884	4,550,884
23-7905-1001	Univ Press-Manuscript Editorial (ME)	0	0.00	256,928	6.00	77,077	0	334,005	0	334,005
23-7905-1002	Univ Press-Production (PR)	0	0.00	190,219	5.25	58,754	0	248,973	0	248,973
23-7905-1003	Univ Press Sales (SL)	0	0.00	247,437	5.50	71,458	0	318,895	0	318,895
23-7905-1006	Univ Press-Directorship (DR)	0	0.00	339,869	2.50	64,185	0	404,054	0	404,054
23-7905-1007	Univ Press Business (BS)	0	0.00	131,992	3.00	37,468	0	169,460	0	169,460
23-7905-1008	Univ Press Acquisition (AQ)	0	0.00	387,114	7.50	106,772	0	493,886	0	493,886
23-7905-1009	Univ Press Journals (JR)	0	0.00	304,533	6.50	76,669	0	381,202	0	381,202
23-7905-1014	Univ Press Technology (IT)	0	0.00	97,853	2.00	31,010	0	128,863	0	128,863
23-7920-0001	Lied Center - Administration	0	0.00	317,136	4.80	118,425	0	435,561	127,000	562,561
23-7920-0004	Lied -Marketing/Audience Dev	0	0.00	228,389	4.50	48,583	0	276,972	900	277,872
23-7920-0005	Lied Center Fundraising/Development	0	0.00	163,620	3.00	48,153	0	211,773	17,300	229,073
23-7920-0007	Lied Center Performances	0	0.00	0	0.00	0	0	0	1,205,537	1,205,537
23-7920-0008	Lied Center Technical/Production	0	0.00	278,704	5.75	83,173	0	361,877	109,500	471,377
23-7920-0010	LIED-Educational & Creative Initiatives	0	0.00	43,924	0.50	11,739	0	55,663	7,850	63,513
23-7920-0014	Lied-Custodial Srv	0	0.00	272,576	6.50	69,753	0	342,329	0	342,329
23-7920-1001	Lied Center Ticket Office	0	0.00	172,662	7.00	36,358	0	209,020	39,000	248,020
23-7920-1002	Lied Center Adventure	0	0.00	103,926	2.38	27,859	0	131,785	164,300	296,085
23-7920-1025	Lied Center Front of House	0	0.00	186,005	3.00	47,380	0	233,385	6,500	239,885
23-7920-1026	Lied Center Information Services	0	0.00	126,816	2.00	40,520	0	167,336	40,000	207,336
23-7920-1027	Lied Center Rentals	0	0.00	50,068	1.00	23,705	0	73,773	0	73,773
	TOTAL	**0**	**0.00**	**3,899,771**	**78.68**	**1,079,041**	**0**	**4,978,812**	**6,268,771**	**11,247,583**
	SUB PROGRAM TOTAL	**0**	**0**	**4,233,072**	**87**	**1,236,331**	**0**	**5,469,403**	**6,293,771**	**11,763,174**

SUBPROGRAM #/NAME: 98 Company Balance Sheets

UNL-Federal Letter of Credit-716 Federal/Restricted

COST OBJECT		FACULTY Dollar	FACULTY FTE	NON FACULTY Dollar	NON FACULTY FTE	EMPLOYEE BENEFITS	PERSONAL SERVICE CREDITS	TOTAL PERSONAL SERVICES	TOTAL OPERATING EXPENSES	TOTAL
24-9839-0010	Instruction-Anticipated Activity	0	0.00	0	0.00	0	0	0	1,954,951	1,954,951
24-9839-0020	Research-Anticipated Activity	0	0.00	0	0.00	0	0	0	13,097,170	13,097,170
24-9839-0030	Public Service-Anticipated Activity	0	0.00	0	0.00	0	0	0	546,226	546,226
24-9839-0040	Academic Support-Anticipated Activity	0	0.00	0	0.00	0	0	0	204,312	204,312
24-9839-0050	Student Services-Anticipated Activity	0	0.00	0	0.00	0	0	0	1,190,935	1,190,935
24-9839-0080	Student Financial Support-Anticipated Ac	0	0.00	0	0.00	0	0	0	125,501,694	125,501,694
24-9839-7410	Agency-Anticipated Activity	0	0.00	0	0.00	0	0	0	9,605,592	9,605,592
	TOTAL	**0**	**0.00**	**0**	**0.00**	**0**	**0**	**0**	**152,100,880**	**152,100,880**

COST OBJECT LISTING BY SUB PROGRAM
2020-2021GENERAL OPERATING BUDGET
UNIVERSITY OF NEBRASKA - LINCOLN
Excluding IANR and NCTA

SUBPROGRAM #/NAME: 98 Company Balance Sheets

UNL-Federal Advance-717 Federal/Restricted

COST OBJECT		FACULTY Dollar	FACULTY FTE	NON FACULTY Dollar	NON FACULTY FTE	EMPLOYEE BENEFITS	PERSONAL SERVICE CREDITS	TOTAL PERSONAL SERVICES	TOTAL OPERATING EXPENSES	TOTAL
25-9839-0010	Instruction-Anticipated Activity	0	0.00	0	0.00	0	0	0	922,955	922,955
25-9839-0020	Research-Anticipated Activity	0	0.00	0	0.00	0	0	0	40,529,749	40,529,749
25-9839-0030	Public Service-Anticipated Activity	0	0.00	0	0.00	0	0	0	1,016,027	1,016,027
25-9839-0040	Academic Support-Anticipated Activity	0	0.00	0	0.00	0	0	0	1,683,657	1,683,657
25-9839-0050	Student Services-Anticipated Activity	0	0.00	0	0.00	0	0	0	347,299	347,299
25-9839-0080	Student Financial Support-Anticipated Ac	0	0.00	0	0.00	0	0	0	176,177	176,177
25-9839-7410	Agency-Anticipated Activity	0	0.00	0	0.00	0	0	0	184,649	184,649
	TOTAL	**0**	**0.00**	**0**	**0.00**	**0**	**0**	**0**	**44,860,513**	**44,860,513**

UNL-Trust-Grant/Cont/Loan/End-718 Trust/Restricted

COST OBJECT		FACULTY Dollar	FACULTY FTE	NON FACULTY Dollar	NON FACULTY FTE	EMPLOYEE BENEFITS	PERSONAL SERVICE CREDITS	TOTAL PERSONAL SERVICES	TOTAL OPERATING EXPENSES	TOTAL
26-9839-0010	Instruction-Anticipated Activity	0	0.00	0	0.00	0	0	0	4,779,012	4,779,012
26-9839-0020	Research-Anticipated Activity	0	0.00	0	0.00	0	0	0	27,123,244	27,123,244
26-9839-0030	Public Service-Anticipated Activity	0	0.00	0	0.00	0	0	0	6,857,500	6,857,500
26-9839-0040	Academic Support-Anticipated Activity	0	0.00	0	0.00	0	0	0	1,068,380	1,068,380
26-9839-0050	Student Services-Anticipated Activity	0	0.00	0	0.00	0	0	0	33,135	33,135
26-9839-0080	Student Financial Support-Anticipated Ac	0	0.00	0	0.00	0	0	0	328,190	328,190
26-9839-7410	Agency-Anticipated Activity	0	0.00	0	0.00	0	0	0	16,947,497	16,947,497
27-9839-0010	Instruction-Anticipated Activity	0	0.00	0	0.00	0	0	0	6,492,537	6,492,537
27-9839-0020	Research-Anticipated Activity	0	0.00	0	0.00	0	0	0	1,553,157	1,553,157
27-9839-0030	Public Service-Anticipated Activity	0	0.00	0	0.00	0	0	0	5,506,996	5,506,996
27-9839-0040	Academic Support-Anticipated Activity	0	0.00	0	0.00	0	0	0	2,036,631	2,036,631
27-9839-0050	Student Services-Anticipated Activity	0	0.00	0	0.00	0	0	0	79,152	79,152
27-9839-0060	Institutional Admin-Anticipated Activity	0	0.00	0	0.00	0	0	0	20,336	20,336
27-9839-0080	Student Financial Support-Anticipated Ac	0	0.00	0	0.00	0	0	0	25,260,220	25,260,220
	TOTAL	**0**	**0.00**	**0**	**0.00**	**0**	**0**	**0**	**98,085,987**	**98,085,987**

UNL-Auxiliary-719 Auxiliaries & Services/Restricted

COST OBJECT		FACULTY Dollar	FACULTY FTE	NON FACULTY Dollar	NON FACULTY FTE	EMPLOYEE BENEFITS	PERSONAL SERVICE CREDITS	TOTAL PERSONAL SERVICES	TOTAL OPERATING EXPENSES	TOTAL
23-9813-1009	Accts Rec Alumni Association	0	0.00	1,213,114	20.00	320,944	0	1,534,058	0	1,534,058
23-9813-1010	Accts Rec Daily Nebraskan	0	0.00	142,500	2.00	45,202	0	187,702	0	187,702
23-9813-1039	A/R-NUtech Ventures	0	0.00	1,097,976	11.70	257,136	0	1,355,112	0	1,355,112
23-9813-1150	A/R-NICDC -Innov Campus	0	0.00	311,637	3.00	67,215	0	378,852	0	378,852
23-9813-1155	A/R-Alumni Assoc-Venue/Facility	0	0.00	254,167	7.00	82,492	0	336,659	0	336,659
23-9813-3015	SOFS ASUN	0	0.00	361,441	6.55	109,634	0	471,075	0	471,075
23-9839-0020	Budget Adjustment Anticipat Activity Inc	0	0.00	0	0.00	0	0	0	35,275,276	35,275,276
23-9839-1020	Revolving Budget Adjustment	0	0.00	0	0.00	0	0	0	17,000,000	17,000,000
	TOTAL	**0**	**0.00**	**3,380,835**	**50.25**	**882,623**	**0**	**4,263,458**	**52,275,276**	**56,538,734**
	SUB PROGRAM TOTAL	**0**	**0**	**3,380,835**	**50**	**882,623**	**0**	**4,263,458**	**347,322,656**	**351,586,114**

COST OBJECT LISTING BY SUB PROGRAM

2020-2021GENERAL OPERATING BUDGET

UNIVERSITY OF NEBRASKA - LINCOLN

INSTITUTE OF AGRICULTURE AND NATURAL RESOURCES

SUBPROGRAM #/NAME: 61 College of Ag Sciences and Natural Resources

IANR-State General Fund-715 State & University Generated/Unrestricted

COST OBJECT		FACULTY Dollar	FACULTY FTE	NON FACULTY Dollar	NON FACULTY FTE	EMPLOYEE BENEFITS	PERSONAL SERVICE CREDITS	TOTAL PERSONAL SERVICES	TOTAL OPERATING EXPENSES	TOTAL
21-6102-0001	CASNR Dean-Operating	90,236	1.30	881,071	12.27	300,136	0	1,271,443	167,430	1,438,873
21-6102-0002	CASNR Dean-Recruitment	0	0.00	63,647	1.00	19,670	0	83,317	25,000	108,317
21-6102-0003	CASNR-Dean Retention	0	0.00	44,580	1.00	13,776	0	58,356	20,000	78,356
21-6102-0004	CASNR-Dean Placement	0	0.00	64,805	1.25	20,025	0	84,830	10,000	94,830
21-6102-0005	CASNR-Engler Agribusiness Entrep Pgm	0	0.00	189,296	1.00	58,492	0	247,788	0	247,788
21-6102-0007	CASNR-Forensic Science	167,893	1.75	70,484	1.00	73,658	0	312,035	0	312,035
21-6102-0010	CASNR - ITS Support	0	0.00	0	0.00	0	0	0	220,000	220,000
21-6103-0001	CASNR-Special	0	0.00	17,320	0.50	5,351	0	22,671	514	23,185
21-6103-0002	CASNR-Instruction Improvement	0	0.00	7,219	1.72	2,230	0	9,449	7,638	17,087
21-6103-5700	CASNR Distance Ed	0	0.00	0	0.00	0	0	0	1,800,002	1,800,002
21-6111-0002	DWFI-WC Teaching	0	0.00	0	0.00	0	0	0	363	363
21-6120-0001	ALEC-Education Operating	714,490	7.65	231,062	4.23	292,176	0	1,237,728	51,121	1,288,849
21-6120-0002	ALEC-PRTLP-Forsberg	58,677	0.50	0	0.00	18,131	0	76,808	0	76,808
21-6121-0001	Biological Systems Engineering	703,225	6.28	188,864	4.49	275,656	0	1,167,745	19,435	1,187,180
21-6121-5200	WRRI POE-BSE Teaching	36,088	0.40	0	0.00	11,151	0	47,239	0	47,239
21-6121-5802	BSE Prof Fee	3,328	0.00	0	0.00	1,028	0	4,356	0	4,356
21-6122-0001	Agronomy -Horticulture Teaching	1,587,643	14.30	235,327	5.24	563,299	0	2,386,269	10,962	2,397,231
21-6124-0001	Agricultural Economics Teaching	907,534	6.87	205,783	2.96	344,013	0	1,457,330	19,362	1,476,692
21-6125-0001	Statistics	699,210	6.40	179,700	2.50	271,584	0	1,150,494	10,101	1,160,595
21-6126-0001	Animal Science	1,158,216	10.37	431,747	9.47	491,298	0	2,081,261	33,675	2,114,936
21-6128-0001	Entomology	365,313	3.30	109,953	1.56	146,856	0	622,122	6,814	628,936
21-6128-5200	POE-Entomology NU Teach	59,247	0.63	9,022	0.42	21,096	0	89,365	0	89,365
21-6130-0001	Biochemistry	679,713	6.85	80,846	2.11	235,012	0	995,571	11,341	1,006,912
21-6130-5200	POE-Biochem Teaching	12,612	0.06	24,528	0.10	11,477	0	48,617	0	48,617
21-6131-0001	Food Science & Technology	461,292	4.20	79,776	0.70	167,191	0	708,259	12,229	720,488
21-6131-0002	Food Sci & Tech-FPC Teaching	13,822	0.15	0	0.00	4,272	0	18,094	0	18,094
21-6131-0010	NWAFU Teaching (3+1 China)	436,712	5.10	0	0.00	134,944	0	571,656	0	571,656
21-6135-0001	Plant Pathology	209,361	2.32	59,711	0.39	83,145	0	352,217	1,397	353,614
21-6136-0001	NHS-Hospitality/Restrt/Tourism Mgm Tch	0	0.00	18,165	0.50	5,613	0	23,778	0	23,778
21-6138-0001	SNR Teaching	1,280,738	11.43	274,609	4.12	480,603	0	2,035,950	21,795	2,057,745
21-6138-0005	Salaries SVY TCH	44,822	0.50	48,266	0.66	28,764	0	121,852	0	121,852
21-6138-0007	SNRS-Higley Teaching	45,336	0.30	0	0.00	14,009	0	59,345	0	59,345
21-6139-0001	Veterinary Biomedical Science	251,428	1.65	81,946	1.87	103,013	0	436,387	13,622	450,009
21-6139-0002	Veterinary Biomedical Sci-Vet Ed Cnt	71,300	1.70	282,193	4.21	109,229	0	462,722	96,078	558,800
21-6160-0001	Veterinary Medicine	937,108	9.20	260,901	6.45	370,184	0	1,568,193	76,143	1,644,336
21-6160-0002	VMED-ISU Contract Costs	0	0.00	0	0.00	0	0	0	1,370,000	1,370,000
21-6161-0001	Center for Grassland Studies	0	0.00	33,632	0.28	10,395	0	44,027	11,967	55,994
21-6161-0002	Center for Grassland Studies-PGA Prog	160,763	1.75	117,743	1.25	86,058	0	364,564	45,500	410,064
21-6162-0001	Plant Science-Teaching	0	0.00	0	0.00	0	0	0	9,000	9,000
21-6162-5200	POE - PSI Teaching	20,609	0.20	0	0.00	6,369	0	26,978	0	26,978
21-6168-0001	Plnt Hlth-Teaching	0	0.00	18,735	0.10	5,789	0	24,524	0	24,524
21-6171-5200	Food for Health-POE Teaching	90,070	0.79	0	0.00	27,832	0	117,902	0	117,902
	TOTAL	**11,266,786**	**105.95**	**4,310,931**	**73.35**	**4,813,525**	**0**	**20,391,242**	**4,071,489**	**24,462,731**

IANR-State General Fund-715 Revolving/Designated

COST OBJECT		FACULTY Dollar	FACULTY FTE	NON FACULTY Dollar	NON FACULTY FTE	EMPLOYEE BENEFITS	PERSONAL SERVICE CREDITS	TOTAL PERSONAL SERVICES	TOTAL OPERATING EXPENSES	TOTAL
22-6102-0001	CASNR Dean-Gen Activities	0	0.00	0	0.00	0	0	0	10,000	10,000
22-6102-0004	CASNR Dean-Placement	0	0.00	0	0.00	0	0	0	5,000	5,000
22-6103-0001	CASNR-Student Tech Fee	0	0.00	14,071	0.37	4,475	0	18,546	73,147	91,693

COST OBJECT LISTING BY SUB PROGRAM
2020-2021GENERAL OPERATING BUDGET
UNIVERSITY OF NEBRASKA - LINCOLN
INSTITUTE OF AGRICULTURE AND NATURAL RESOURCES

SUBPROGRAM #/NAME: 61 College of Ag Sciences and Natural Resources

IANR-State General Fund-715 Revolving/Designated

COST OBJECT		FACULTY Dollar	FACULTY FTE	NON FACULTY Dollar	NON FACULTY FTE	EMPLOYEE BENEFITS	PERSONAL SERVICE CREDITS	TOTAL PERSONAL SERVICES	TOTAL OPERATING EXPENSES	TOTAL
22-6103-0002	CASNR-Ag Sci Lab Fees	0	0.00	0	0.00	0	0	0	2,000	2,000
22-6103-0003	CASNR Ext Ed Credit	56,902	0.30	0	0.00	18,095	0	74,997	40,000	114,997
22-6103-0004	CASNR GPIdea Distance Ed	0	0.00	0	0.00	0	0	0	5,000	5,000
22-6103-0005	CASNR Ext Ed Non-credit	0	0.00	0	0.00	0	0	0	121,390	121,390
22-6120-0001	ALEC-General Activities	187,263	2.49	46,207	1.00	74,243	0	307,713	18,249	325,962
22-6121-0001	BSE Tech Fees	83,691	1.44	51,389	1.17	42,958	0	178,038	66,582	244,620
22-6121-0002	Biological System Engineering-Lab Fees	0	0.00	0	0.00	0	0	0	2,500	2,500
22-6121-0003	BSE Eisenhauer Tch Revolving	0	0.00	0	0.00	0	0	0	1,250	1,250
22-6121-0005	BSE Subbiah Tch Revolving	0	0.00	0	0.00	0	0	0	100	100
22-6121-0007	BSE Meyer Tch Revolving	0	0.00	0	0.00	0	0	0	300	300
22-6121-0008	BSE Schinstock Tch Revolving	0	0.00	0	0.00	0	0	0	300	300
22-6121-0009	BSE Kocher Teachg Revolving	0	0.00	0	0.00	0	0	0	300	300
22-6121-0011	BSE Prof Fees	0	0.00	62,000	1.00	19,716	0	81,716	287	82,003
22-6122-0001	Agron - Hort Admin	0	0.00	0	0.00	0	0	0	47,522	47,522
22-6122-0003	Dist Ed-Revolving	0	0.00	1,538	0.00	489	0	2,027	16,000	18,027
22-6122-0300	Hort-AgIDEA Certif Pgm	0	0.00	0	0.00	0	0	0	3,500	3,500
22-6122-3333	Agr/Hort Non-Budgeted Positions	123,637	1.87	98,105	2.50	70,514	0	292,256	6,337	298,593
22-6124-0001	AgEcon Teaching Rev-Administration	124,149	1.00	0	0.00	39,480	0	163,629	4,000	167,629
22-6124-0002	AgEcon TchRev Great Plains IDEA	69,743	1.00	0	0.00	22,179	0	91,922	500	92,422
22-6124-0005	AgEcon Teaching Rev-Azzam	0	0.00	0	0.00	0	0	0	5,000	5,000
22-6124-0006	AgEcon Teaching Rev-Baker	0	0.00	0	0.00	0	0	0	100	100
22-6124-0016	AgEcon Teaching Rev-Hanson	0	0.00	0	0.00	0	0	0	8,000	8,000
22-6124-0018	AgEcon Teaching Rev-IAMA	0	0.00	0	0.00	0	0	0	200	200
22-6124-0019	AgEcon Teaching Rev-Johnson	0	0.00	0	0.00	0	0	0	16,000	16,000
22-6124-0027	AgEcon Teaching Rev-Perrin	0	0.00	0	0.00	0	0	0	300	300
22-6124-0030	AgEcon Teaching Rev-Royer	0	0.00	0	0.00	0	0	0	1,000	1,000
22-6124-0042	AgEcon Teaching Rev-AgriBus/MBA Pgm	0	0.00	0	0.00	0	0	0	2,000	2,000
22-6124-0101	AgEcon Teaching Rev-AgriBusiness	0	0.00	0	0.00	0	0	0	100	100
22-6125-0001	Statistics- Lab Fees	0	0.00	0	0.00	0	0	0	1,500	1,500
22-6125-3333	STAT Non-Budgeted Positions (Teaching)	65,000	0.50	0	0.00	20,670	0	85,670	0	85,670
22-6126-0001	Animal Science Teaching Activities	0	0.00	0	0.00	0	0	0	1,000	1,000
22-6126-0002	Animal Science Laboratory Fees	0	0.00	0	0.00	0	0	0	17,000	17,000
22-6128-0001	Entomology-Distance Ed Revolving	0	0.00	19,261	0.32	6,125	0	25,386	24,531	49,917
22-6128-0002	Ento Teach Rev Lab Fees	0	0.00	0	0.00	0	0	0	5,000	5,000
22-6131-0001	Food Science & Tech-Workshops	0	0.00	32,179	0.66	10,232	0	42,411	2,874	45,285
22-6131-0003	Food Sci & Tech-Recruitment	0	0.00	0	0.00	0	0	0	7,500	7,500
22-6131-0005	FST-Great Plains Init Dist Ed Alliance	0	0.00	0	0.00	0	0	0	1,500	1,500
22-6131-0006	FST Students Ireland Trip	0	0.00	0	0.00	0	0	0	5,000	5,000
22-6131-0008	FST Extended Educ-Hutkins	0	0.00	0	0.00	0	0	0	500	500
22-6131-3333	FST-Non-Budgeted Positions (TCH)	0	0.00	101,000	2.00	32,118	0	133,118	0	133,118
22-6135-0001	Extd Ed Train Support Course Dev	0	0.00	513	0.00	164	0	677	1,250	1,927
22-6135-0002	P Path Dist Ed-Yuen	0	0.00	1,500	0.00	478	0	1,978	0	1,978
22-6138-0001	Nat Res Sci Teaching Lab Fees	0	0.00	0	0.00	0	0	0	25,000	25,000
22-6138-0007	SNR-Student Tech Fees	0	0.00	0	0.00	0	0	0	43,000	43,000
22-6138-3333	SNR Non-Budgeted Positions	79,291	1.00	0	0.00	25,214	0	104,505	29,075	133,580
22-6139-0001	Vet Biomed Sci-Vet Hospital Clay Cnt	0	0.00	25,616	0.70	8,146	0	33,762	4,000	37,762
22-6139-0002	Vet Biomed Sci-Records Mgm Sys	0	0.00	0	0.00	0	0	0	100	100
22-6161-0001	CGS-PGM PGA Course	0	0.00	0	0.00	0	0	0	130,000	130,000
22-6161-0002	CGS-PGM PGA Lincoln Course	0	0.00	0	0.00	0	0	0	65,000	65,000
22-6161-0004	CGS-PGM Revolving	0	0.00	0	0.00	0	0	0	2,500	2,500
22-6161-0005	CGS-PGM Scholarships	0	0.00	0	0.00	0	0	0	2,500	2,500

COST OBJECT LISTING BY SUB PROGRAM
2020-2021GENERAL OPERATING BUDGET
UNIVERSITY OF NEBRASKA - LINCOLN
INSTITUTE OF AGRICULTURE AND NATURAL RESOURCES

SUBPROGRAM #/NAME: 61 College of Ag Sciences and Natural Resources

IANR-State General Fund-715 Revolving/Designated

COST OBJECT		FACULTY Dollar	FACULTY FTE	NON FACULTY Dollar	NON FACULTY FTE	EMPLOYEE BENEFITS	PERSONAL SERVICE CREDITS	TOTAL PERSONAL SERVICES	TOTAL OPERATING EXPENSES	TOTAL
22-6168-3333	Budget Placeholder Cost Object	0	0.00	40,841	1.00	12,988	0	53,829	0	53,829
	TOTAL	**789,676**	**9.60**	**494,220**	**10.72**	**408,284**	**0**	**1,692,180**	**825,794**	**2,517,974**

UNL-Federal Advance-717 Federal/Restricted

COST OBJECT		FACULTY Dollar	FACULTY FTE	NON FACULTY Dollar	NON FACULTY FTE	EMPLOYEE BENEFITS	PERSONAL SERVICE CREDITS	TOTAL PERSONAL SERVICES	TOTAL OPERATING EXPENSES	TOTAL
25-6138-6029001	NSF NRT-INFEWS Cross-Scale Resilience	0	0.00	43,501	1.00	11,920	0	55,421	0	55,421
	TOTAL	**0**	**0.00**	**43,501**	**1.00**	**11,920**	**0**	**55,421**	**0**	**55,421**

UNL-Trust-Grant/Cont/Loan/End-718 Trust/Restricted

COST OBJECT		FACULTY Dollar	FACULTY FTE	NON FACULTY Dollar	NON FACULTY FTE	EMPLOYEE BENEFITS	PERSONAL SERVICE CREDITS	TOTAL PERSONAL SERVICES	TOTAL OPERATING EXPENSES	TOTAL
26-6102-0009200	Operating Expenses	0	0.00	82,083	1.80	18,140	0	100,223	0	100,223
26-6102-0009301	EAEP 275 & 288/Hort	17,807	0.20	0	0.00	3,935	0	21,742	0	21,742
26-6102-0017009	UNL CUSP Admin	0	0.00	115,388	2.00	25,501	0	140,889	0	140,889
26-6124-0184001	Ron Hanson Chair-Stokes	15,000	0.00	0	0.00	3,315	0	18,315	0	18,315
27-6102-0009001	Engler Agribusiness Chair-Gustafson	20,000	0.00	0	0.00	4,420	0	24,420	0	24,420
27-6122-0008001	Sunkist Fiesta Bowl Prof-Schacht	15,000	0.00	0	0.00	3,315	0	18,315	0	18,315
27-6122-0009001	Eugene W. Price Prof-Clemente	10,000	0.00	0	0.00	2,210	0	12,210	0	12,210
27-6122-0451001	NE Wheat Grower Pres ChairProf-Baenziger	30,000	0.00	0	0.00	6,630	0	36,630	0	36,630
27-6122-0451002	NE Wheat Growers Pres Chair Operating	47,139	0.75	0	0.00	10,418	0	57,557	0	57,557
27-6124-0005001	Roberts College Prof-Perrin	5,000	0.00	0	0.00	1,105	0	6,105	0	6,105
27-6126-0003001	Wagner Prof-Nielsen	10,000	0.00	0	0.00	2,210	0	12,210	0	12,210
27-6126-0011001	NE Cattlemen's Prof-Erickson; G.	10,000	0.00	0	0.00	2,210	0	12,210	0	12,210
27-6126-0015001	Omtvedt Prof-Cupp	10,000	0.00	0	0.00	2,210	0	12,210	0	12,210
27-6130-0062001	Holmes Professor-Cahoon	15,000	0.00	0	0.00	3,315	0	18,315	0	18,315
27-6131-0107001	Khem Shahani Prof-Hutkins	10,000	0.00	0	0.00	2,210	0	12,210	0	12,210
27-6135-0001001	Allington Distinguished Prof-Van Etten	5,000	0.00	0	0.00	1,105	0	6,105	0	6,105
	TOTAL	**219,946**	**0.95**	**197,471**	**3.80**	**92,249**	**0**	**509,666**	**0**	**509,666**
	SUB PROGRAM TOTAL	**12,276,408**	**117**	**5,046,123**	**89**	**5,325,978**	**0**	**22,648,509**	**4,897,283**	**27,545,792**

SUBPROGRAM #/NAME: 62 Agriculture Research Division

IANR-State General Fund-715 State & University Generated/Unrestricted

COST OBJECT		FACULTY Dollar	FACULTY FTE	NON FACULTY Dollar	NON FACULTY FTE	EMPLOYEE BENEFITS	PERSONAL SERVICE CREDITS	TOTAL PERSONAL SERVICES	TOTAL OPERATING EXPENSES	TOTAL
21-6204-0001	ARD Dean-Operating	0	0.00	843,360	8.50	260,600	0	1,103,960	40,225	1,144,185
21-6205-0001	ARD-Greenhouse Support	0	0.00	252,355	3.68	77,979	0	330,334	0	330,334
21-6205-0002	ARD-Faculty Support	68,778	0.50	0	0.00	21,252	0	90,030	0	90,030
21-6205-0003	ARD-Special	478,268	1.50	60,102	0.61	166,356	0	704,726	7,545	712,271
21-6205-0004	Ard Interdisciplinary Research	0	0.00	0	0.00	0	0	0	100,000	100,000
21-6205-0005	ARD-Innovative Research	0	0.00	0	0.00	0	0	0	3,548	3,548
21-6205-0006	ARD-Honors Program	0	0.00	0	0.00	0	0	0	20,000	20,000
21-6205-0010	ARD - ITS Support	0	0.00	0	0.00	0	0	0	220,000	220,000
21-6211-0002	DWFI-WC Research	0	0.00	200,509	2.45	61,959	0	262,468	107,987	370,455
21-6211-6001	NRI Core Facility Water Center	0	0.00	0	0.00	3	0	3	0	3
21-6220-0001	ALEC-Research Operating	132,307	1.25	50,852	0.77	56,597	0	239,756	10,153	249,909
21-6221-0001	Biological Systems Engineering	1,277,991	10.10	583,673	10.27	575,255	0	2,436,919	81,075	2,517,994

COST OBJECT LISTING BY SUB PROGRAM
2020-2021GENERAL OPERATING BUDGET
UNIVERSITY OF NEBRASKA - LINCOLN
INSTITUTE OF AGRICULTURE AND NATURAL RESOURCES

SUBPROGRAM #/NAME: 62 Agriculture Research Division

IANR-State General Fund-715 State & University Generated/Unrestricted

COST OBJECT		FACULTY Dollar	FACULTY FTE	NON FACULTY Dollar	NON FACULTY FTE	EMPLOYEE BENEFITS	PERSONAL SERVICE CREDITS	TOTAL PERSONAL SERVICES	TOTAL OPERATING EXPENSES	TOTAL
21-6221-5200	POE - BSE Research	54,131	0.60	0	0.00	16,726	0	70,857	0	70,857
21-6221-5202	POE - BSE-Bio Med Engr Proj	91,298	1.00	0	0.00	28,211	0	119,509	0	119,509
21-6221-5203	POE - BSE/COE Faculty	89,493	1.00	0	0.00	27,654	0	117,147	0	117,147
21-6221-5205	POE-BSE/COE Faculty-Wachs	90,554	1.00	0	0.00	27,984	0	118,538	0	118,538
21-6221-5206	POE-BSE/COE Faculty-Kievit	92,664	1.00	0	0.00	28,633	0	121,297	0	121,297
21-6222-0001	Agronomy - Horticulture Research	2,629,186	21.60	2,588,033	50.72	1,612,122	0	6,829,341	259,938	7,089,279
21-6222-5200	POE - AgHort -WRRI	19,363	0.15	0	0.00	5,983	0	25,346	0	25,346
21-6224-0001	Agricultural Economics Research	1,557,694	11.17	338,996	5.95	586,076	0	2,482,766	41,126	2,523,892
21-6224-5200	POE - Ag Econ Rsch	115,135	1.00	0	0.00	35,576	0	150,711	0	150,711
21-6225-0001	Statistics	735,571	6.60	288,507	4.10	316,440	0	1,340,518	29,670	1,370,188
21-6226-0001	Animal Science	1,398,964	11.29	1,772,518	34.34	979,988	0	4,151,470	168,502	4,319,972
21-6227-0001	Child Youth & Fam Studies	396,871	4.18	134,198	2.73	164,101	0	695,170	14,445	709,615
21-6228-0001	Entomology	928,298	7.80	431,469	8.82	420,168	0	1,779,935	54,201	1,834,136
21-6230-0001	Biochemistry	1,557,198	13.40	206,942	4.50	545,119	0	2,309,259	94,042	2,403,301
21-6230-5200	POE-Biochem Research	127,031	0.62	122,595	0.50	77,135	0	326,761	0	326,761
21-6230-5201	POE-Redox Biology Center	411,626	4.00	0	0.00	127,193	0	538,819	0	538,819
21-6231-0001	Food Science & Technology Research	777,524	7.55	509,957	7.88	397,833	0	1,685,314	108,847	1,794,161
21-6231-0002	Food Sci & Tech-Food Processing Cnt	236,960	1.99	84,146	2.19	99,221	0	420,327	19,661	439,988
21-6231-0010	NWAFU Research (3+1 China)	77,065	0.90	0	0.00	23,813	0	100,878	0	100,878
21-6231-5200	Computational Bioinformatics-POE	184,902	3.00	81,659	0.49	82,367	0	348,928	184,757	533,685
21-6234-0001	Biotechnology	0	0.00	0	0.00	0	0	0	9,657	9,657
21-6234-6001	NRI Center for Biotech Core	0	0.00	0	0.00	2	0	2	0	2
21-6234-6002	NRI Cnt for Biotech Bioinformatics	0	0.00	0	0.00	2	0	2	0	2
21-6234-6003	NRI Cnt for Biotech Protein Seq	0	0.00	0	0.00	1	0	1	0	1
21-6234-6004	NRI Cnt for Biotech Microscopy	0	0.00	0	0.00	3	0	3	0	3
21-6234-6006	NRI Cnt for Biotech Plant Trans	0	0.00	0	0.00	3	0	3	0	3
21-6235-0001	Plant Pathology	1,042,262	8.66	478,150	7.16	469,808	0	1,990,220	41,959	2,032,179
21-6236-0001	Nutrition & Health Sciences	331,613	3.43	262,674	5.73	183,635	0	777,922	23,562	801,484
21-6236-5200	POE Nutr Health Sci Genomics	54,942	0.66	0	0.00	16,977	0	71,919	0	71,919
21-6237-0001	Textiles Merchandising & Fashion Design	82,029	0.75	80,361	1.33	50,179	0	212,569	7,278	219,847
21-6238-0001	Salaries RSH	1,504,976	12.38	921,344	11.08	749,731	0	3,176,051	157,356	3,333,407
21-6238-0005	Salaries SVY RSH	409,041	4.10	365,680	5.33	239,389	0	1,014,110	72,075	1,086,185
21-6238-0006	SNRS-Coop F/W Rsch	0	0.00	60,168	1.50	18,592	0	78,760	0	78,760
21-6238-0007	SNRS-Higley Research	105,785	0.70	0	0.00	32,687	0	138,472	0	138,472
21-6238-5200	POE - SNR Research	278,705	2.06	0	0.00	86,121	0	364,826	0	364,826
21-6239-0001	Veterinary Biomedical Science	814,711	5.63	522,633	8.75	413,239	0	1,750,583	29,888	1,780,471
21-6239-0002	Veterinary Biomedical Sci-Diagnostic Lab	614,017	4.45	803,029	18.39	437,868	0	1,854,914	6,249	1,861,163
21-6239-0003	Veterinary Biomedical Sci-Vet Ed Cnt	62,000	1.50	265,205	4.04	101,105	0	428,310	107,182	535,492
21-6240-0001	Southeast Center	0	0.00	15,275	0.10	4,720	0	19,995	276	20,271
21-6241-0001	Northeast Center	0	0.00	318,594	6.10	98,445	0	417,039	50,709	467,748
21-6242-0001	West Central Rsch	335,652	2.90	645,931	12.63	303,310	0	1,284,893	110,876	1,395,769
21-6242-0004	West Central Center Gudmunds Rsch Center	0	0.00	181,229	3.86	56,002	0	237,231	15,381	252,612
21-6243-0001	Panhandle Center	516,098	5.03	576,624	11.62	337,651	0	1,430,373	132,013	1,562,386
21-6243-0003	Panhandle Center High Plains Lab	0	0.00	123,808	2.75	38,257	0	162,065	4,103	166,168
21-6243-0004	Panhandle Cnt-Rhizomania Rsch	0	0.00	0	0.00	0	0	0	40,000	40,000
21-6243-0005	Panhandle-Lionel Harris Building	0	0.00	0	0.00	0	0	0	6,742	6,742
21-6246-0001	South Central Ag Lab Gen Op	0	0.00	233,114	4.25	72,032	0	305,146	25,865	331,011
21-6247-0001	Metro District Research	0	0.00	7,350	0.05	2,272	0	9,622	0	9,622
21-6248-0001	Industrial Ag Products Center	0	0.00	107,496	1.04	33,216	0	140,712	8,592	149,304
21-6260-0001	Veterinary Medicine	454,782	3.55	0	0.00	140,528	0	595,310	0	595,310
21-6261-0001	Center For Grassland Studies	0	0.00	48,715	0.61	15,057	0	63,772	6,167	69,939

COST OBJECT LISTING BY SUB PROGRAM
2020-2021GENERAL OPERATING BUDGET
UNIVERSITY OF NEBRASKA - LINCOLN
INSTITUTE OF AGRICULTURE AND NATURAL RESOURCES

SUBPROGRAM #/NAME: 62 Agriculture Research Division

IANR-State General Fund-715 State & University Generated/Unrestricted

COST OBJECT		FACULTY Dollar	FACULTY FTE	NON FACULTY Dollar	NON FACULTY FTE	EMPLOYEE BENEFITS	PERSONAL SERVICE CREDITS	TOTAL PERSONAL SERVICES	TOTAL OPERATING EXPENSES	TOTAL
21-6262-0001	Plant Science-Research	128,408	0.96	147,583	2.20	85,281	0	361,272	6,583	367,855
21-6262-5200	POE-PSI Research	0	0.00	0	0.00	0	0	0	200,000	200,000
21-6262-5210	POE-PSI-Dr Yu	42,401	0.40	0	0.00	13,101	0	55,502	0	55,502
21-6262-5211	POE-PSI-Dr Mower	82,430	0.80	0	0.00	25,470	0	107,900	0	107,900
21-6268-0001	Plnt Hlth-Research	0	0.00	93,637	0.50	28,934	0	122,571	0	122,571
21-6270-0001	ENREC-Research General	0	0.00	733,102	10.15	226,531	0	959,633	39,996	999,629
21-6270-0002	ENREC Christensen Bldg Oper	0	0.00	83,283	1.95	25,735	0	109,018	59,684	168,702
21-6270-0003	ENREC/ARDC-Maintenance Shop	0	0.00	0	0.00	0	0	0	25,557	25,557
21-6271-5200	Food for Health-POE Research	519,885	4.10	0	0.00	160,644	0	680,529	0	680,529
	TOTAL	**20,908,609**	**175.26**	**15,624,856**	**269.62**	**11,288,872**	**0**	**47,822,337**	**2,753,472**	**50,575,809**

IANR-State General Fund-715 Revolving/Designated

COST OBJECT		FACULTY Dollar	FACULTY FTE	NON FACULTY Dollar	NON FACULTY FTE	EMPLOYEE BENEFITS	PERSONAL SERVICE CREDITS	TOTAL PERSONAL SERVICES	TOTAL OPERATING EXPENSES	TOTAL
22-6205-0001	ARD-General Activities	0	0.00	75,000	1.00	23,850	0	98,850	110,500	209,350
22-6205-0002	ARD-Royalty Activities	0	0.00	0	0.00	0	0	0	30,000	30,000
22-6205-0003	ARD Res & Dev Income	0	0.00	0	0.00	0	0	0	30,000	30,000
22-6205-0004	ARD Development Program	0	0.00	0	0.00	0	0	0	200,000	200,000
22-6205-0005	ARD Biotechnology Field Research	0	0.00	159,328	3.00	50,666	0	209,994	0	209,994
22-6205-0007	IANR Plant Growth Fac Service Center	0	0.00	180,385	4.00	57,363	0	237,748	29,005	266,753
22-6205-0009	ARD Field Phenotyping Operating Srv Cnt	0	0.00	55,466	1.00	17,637	0	73,103	0	73,103
22-6211-0002	Water Cnt Research Revolving	0	0.00	0	0.00	0	0	0	22,162	22,162
22-6211-0003	Water Science Lab-Service Center	10,961	0.10	142,550	3.00	48,818	0	202,329	5,898	208,227
22-6220-0001	ALEC-Platte Basin Time Lapse	0	0.00	36,281	1.00	11,537	0	47,818	17,768	65,586
22-6221-0001	Biol Sys Engr-Rogers Farm	0	0.00	48,402	1.10	15,392	0	63,794	170,713	234,507
22-6221-0002	BSE Soil/Water Vehicles	0	0.00	0	0.00	0	0	0	8,000	8,000
22-6221-0003	Biol Sys Engr-Shop	0	0.00	7,532	1.31	2,395	0	9,927	32,000	41,927
22-6221-0004	BSE Subiah Rsch Revolving	0	0.00	0	0.00	0	0	0	5,000	5,000
22-6221-0006	BSE Koelsch Rsh Revolving	0	0.00	0	0.00	0	0	0	500	500
22-6221-0007	BSE Martin/Eisenhauer Rsch Revolving	0	0.00	0	0.00	0	0	0	2,000	2,000
22-6221-0008	BSE Schulte Rsch Revolving	0	0.00	0	0.00	0	0	0	700	700
22-6221-0009	BSE Schulte/Koelsch Rsch Revolving	0	0.00	0	0.00	0	0	0	500	500
22-6221-0010	BSE Dept Rsch Revolving	0	0.00	49,320	1.00	15,683	0	65,003	189,966	254,969
22-6221-0017	BSE Irmak Rsch Revolving	0	0.00	0	0.00	0	0	0	95,023	95,023
22-6221-0019	BSE Royalties	0	0.00	0	0.00	0	0	0	1,000	1,000
22-6222-0001	Agron-Hort Operations Admin	0	0.00	2,000	0.00	636	0	2,636	57,553	60,189
22-6222-0008	Agro Soybean Research	0	0.00	0	0.00	0	0	0	49,374	49,374
22-6222-0010	Agro Wheat Germplasm	0	0.00	40,964	0.50	13,027	0	53,991	104,371	158,362
22-6222-0014	Agr-Ferguson Revolving	0	0.00	0	0.00	0	0	0	43,594	43,594
22-6222-0034	NIR Analyzer Srv Cnt	0	0.00	0	0.00	0	0	0	10,000	10,000
22-6222-0035	Graef Combine Srv Cnt	0	0.00	0	0.00	0	0	0	25,000	25,000
22-6222-0036	Graef Planter Srv Cnt	0	0.00	0	0.00	0	0	0	15,000	15,000
22-6222-0043	Blanco Lab Service Center	0	0.00	0	0.00	0	0	0	4,000	4,000
22-6222-0050	Jhala Research Revolving	0	0.00	0	0.00	0	0	0	14,000	14,000
22-6222-1001	Agro Farm Service Center	0	0.00	151,801	3.33	48,273	0	200,074	451,698	651,772
22-6222-2003	Hort-Fleming Trust Royalties	0	0.00	4,000	0.00	1,272	0	5,272	2,000	7,272
22-6222-3333	Agr/Hort Non-Budgeted Positions	204,876	3.00	587,432	12.50	251,954	0	1,044,262	110,875	1,155,137
22-6225-0001	Statistical Srv	0	0.00	0	0.00	0	0	0	2,000	2,000
22-6225-0002	STAT-KME Eskridge	0	0.00	0	0.00	0	0	0	3,000	3,000
22-6225-0004	Statistics-Revolving	0	0.00	0	0.00	0	0	0	15,000	15,000

COST OBJECT LISTING BY SUB PROGRAM
2020-2021GENERAL OPERATING BUDGET
UNIVERSITY OF NEBRASKA - LINCOLN
INSTITUTE OF AGRICULTURE AND NATURAL RESOURCES

SUBPROGRAM #/NAME: 62 Agriculture Research Division

IANR-State General Fund-715 Revolving/Designated

COST OBJECT		FACULTY Dollar	FACULTY FTE	NON FACULTY Dollar	NON FACULTY FTE	EMPLOYEE BENEFITS	PERSONAL SERVICE CREDITS	TOTAL PERSONAL SERVICES	TOTAL OPERATING EXPENSES	TOTAL
22-6225-0005	STAT EOB Blankenship	0	0.00	0	0.00	0	0	0	9,000	9,000
22-6225-0006	STAT Bioinformatics	0	0.00	0	0.00	0	0	0	15,000	15,000
22-6225-0007	STAT SDK Kachman	0	0.00	0	0.00	0	0	0	3,000	3,000
22-6225-3333	STAT Non-Budgeted Positions (Teaching)	65,000	0.50	0	0.00	20,670	0	85,670	0	85,670
22-6226-0001	Animal Science Research Activities	0	0.00	87,929	2.00	27,961	0	115,890	3,000	118,890
22-6226-0002	Animal Science Meat Lab	0	0.00	25,000	0.00	7,950	0	32,950	40,000	72,950
22-6226-0003	Animal Science Dairy	0	0.00	0	0.00	0	0	0	47,000	47,000
22-6226-0004	Animal Science Beef Feed Lot	0	0.00	291,727	7.33	92,769	0	384,496	3,600,000	3,984,496
22-6226-0005	Animal Science Poultry Operations	0	0.00	0	0.00	0	0	0	5,000	5,000
22-6226-0006	Animal Science Beef Physiology & Mgmt	0	0.00	97,594	1.62	31,035	0	128,629	280,000	408,629
22-6226-0008	Animal Science Swine Farms	0	0.00	51,617	1.00	16,414	0	68,031	625,300	693,331
22-6226-0009	Animal Science Dalby Halleck Farm	0	0.00	0	0.00	0	0	0	100	100
22-6226-0010	Animal Science Feedmill	0	0.00	69,192	1.50	22,003	0	91,195	500,000	591,195
22-6226-0012	ANSC Index Line Royalty Revolving	0	0.00	15,542	0.35	4,943	0	20,485	0	20,485
22-6226-0017	ANSC RUM Ruminant Nutrition	77,562	1.00	29,658	0.67	34,096	0	141,316	55,000	196,316
22-6226-0018	ANSC RWM Sullivan	0	0.00	0	0.00	0	0	0	100	100
22-6226-0021	ANSC PJK Kononoff	0	0.00	36,666	1.00	11,661	0	48,327	75,000	123,327
22-6226-0023	ANSC MOU Mouse Lab	0	0.00	0	0.00	0	0	0	11,000	11,000
22-6226-0033	ANSC ddPCR Facility	0	0.00	0	0.00	0	0	0	15,000	15,000
22-6226-0039	ANSC Beef Systems	0	0.00	0	0.00	0	0	0	120,000	120,000
22-6226-0042	ANSC Fernando Service Center	0	0.00	0	0.00	0	0	0	20,000	20,000
22-6228-0001	Entomology Operations	0	0.00	0	0.00	0	0	0	1,500	1,500
22-6228-0002	Entomology Toxicology Research	0	0.00	52,108	1.00	16,570	0	68,678	83,837	152,515
22-6228-0003	ENTO RJW Wright	0	0.00	0	0.00	0	0	0	2,500	2,500
22-6228-0005	ENTO LJM Meinke	0	0.00	0	0.00	0	0	0	6,920	6,920
22-6230-0001	Biochemistry Chemical Services	174,858	3.00	719,289	15.25	284,338	0	1,178,485	442,653	1,621,138
22-6231-0001	Food Science & Technology Food Products	0	0.00	104,469	6.61	33,222	0	137,691	573,773	711,464
22-6231-0003	Food Processing Center	-82,647	0.72	191,491	3.54	34,613	0	143,457	339,548	483,005
22-6231-0006	Food Sci/FPC/FARRP	0	0.00	3,974	0.25	1,264	0	5,238	1,517,137	1,522,375
22-6231-0007	FARRP-Funded Faculty	0	0.00	0	0.00	0	0	0	77,897	77,897
22-6231-0017	FST Research Hutkins	0	0.00	0	0.00	0	0	0	8,000	8,000
22-6231-0020	FARRP Johnson Salary	0	0.00	0	0.00	0	0	0	79,987	79,987
22-6231-0021	FARRP Downs Salary	0	0.00	0	0.00	0	0	0	21,980	21,980
22-6231-0025	FST Res Rev Ramer-Tait	0	0.00	93,745	2.00	29,811	0	123,556	24,000	147,556
22-6231-0036	FoodSci Res Rev Jackson	0	0.00	0	0.00	0	0	0	1,000	1,000
22-6231-0040	FoodSci Res Rev Wehling	0	0.00	0	0.00	0	0	0	950	950
22-6231-1002	FPC Entrpreneurs	0	0.00	0	0.00	0	0	0	6,696	6,696
22-6231-1009	FPC Microbiology Lab	53,523	0.50	48,566	1.00	32,464	0	134,553	25,113	159,666
22-6231-1013	FPC - Pilot Plants	0	0.00	30,750	0.75	9,779	0	40,529	97,727	138,256
22-6231-1021	FPC Product Development	0	0.00	0	0.00	0	0	0	54,392	54,392
22-6231-1031	FARRP Workshops	0	0.00	50,084	1.00	15,926	0	66,010	15,600	81,610
22-6231-1032	FARRP Information Services	0	0.00	23,676	0.50	7,529	0	31,205	23,675	54,880
22-6231-1040	FARRP Analytical Process	0	0.00	839,472	18.00	266,952	0	1,106,424	126,634	1,233,058
22-6231-1041	FARRP - Post Doc	56,000	1.00	47,112	1.00	32,789	0	135,901	250	136,151
22-6231-1060	FPC Dairy Plant	0	0.00	36,081	1.00	11,474	0	47,555	34,965	82,520
22-6231-1061	FPC Dairy Store	0	0.00	39,000	1.00	12,402	0	51,402	60,973	112,375
22-6231-1075	FPC-Sensory Analysis	0	0.00	0	0.00	0	0	0	13,524	13,524
22-6231-1076	FPC State Fair	0	0.00	0	0.00	0	0	0	3,614	3,614
22-6231-1080	FPC-Entrepreneurial Product Development	0	0.00	0	0.00	0	0	0	11,222	11,222
22-6231-1083	FPC-Changmou Xu	8,539	0.10	0	0.00	2,717	0	11,256	0	11,256
22-6231-1089	FPC HPP	0	0.00	5,925	0.15	1,884	0	7,809	0	7,809

COST OBJECT LISTING BY SUB PROGRAM
2020-2021GENERAL OPERATING BUDGET
UNIVERSITY OF NEBRASKA - LINCOLN
INSTITUTE OF AGRICULTURE AND NATURAL RESOURCES

SUBPROGRAM #/NAME: 62 Agriculture Research Division

IANR-State General Fund-715 Revolving/Designated

COST OBJECT		FACULTY Dollar	FACULTY FTE	NON FACULTY Dollar	NON FACULTY FTE	EMPLOYEE BENEFITS	PERSONAL SERVICE CREDITS	TOTAL PERSONAL SERVICES	TOTAL OPERATING EXPENSES	TOTAL
22-6231-2006	FARRP Collaborative Rsch	0	0.00	62,349	1.00	19,826	0	82,175	0	82,175
22-6231-2007	FARRP Admin	0	0.00	65,016	1.00	20,675	0	85,691	42,514	128,205
22-6231-2039	FARRP-Johnson Startup	0	0.00	0	0.00	0	0	0	54,622	54,622
22-6231-2040	FARRP-Downs Startup	0	0.00	49,510	1.00	15,745	0	65,255	40,840	106,095
22-6231-3333	FST-Non-Budgeted Positions (RSCH)	73,006	1.01	622,505	13.60	221,174	0	916,685	79,239	995,924
22-6235-0001	Plant Path Admin	0	0.00	18,313	0.00	5,823	0	24,136	25,000	49,136
22-6235-3333	PPath Non-Budgeted Positions	101,690	1.12	272,766	5.99	119,076	0	493,532	121,762	615,294
22-6236-0001	Nutritional & Health Sciences	0	0.00	21,464	0.50	6,825	0	28,289	114,377	142,666
22-6236-0004	BORC Service Center	0	0.00	41,820	1.00	13,299	0	55,119	44,879	99,998
22-6238-0001	SNR Misc Revolving	0	0.00	0	0.00	0	0	0	362,390	362,390
22-6238-0002	Nebraska Mesonet-Shulski	0	0.00	143,881	2.00	45,754	0	189,635	354,711	544,346
22-6238-0003	Nat Res Sci Rsch Mead	0	0.00	138,696	2.10	44,106	0	182,802	48,675	231,477
22-6238-0004	Misc Revolving - Hutchison	0	0.00	0	0.00	0	0	0	500	500
22-6238-0006	Misc. Revolving - Corman	0	0.00	0	0.00	0	0	0	1,000	1,000
22-6238-0007	Fish and Wildlife Coop Residual	0	0.00	0	0.00	0	0	0	3,500	3,500
22-6238-0008	Groundwater Level Projects	0	0.00	0	0.00	0	0	0	500	500
22-6238-0012	Forestry Wildlife Vehicles	0	0.00	0	0.00	0	0	0	5,235	5,235
22-6238-0013	Misc. Revolving - Tyre	0	0.00	0	0.00	0	0	0	3,000	3,000
22-6238-0014	CSD Drilling Revolving	0	0.00	15,000	0.00	4,770	0	19,770	70,000	89,770
22-6238-0015	Misc. Revolving - North	0	0.00	0	0.00	0	0	0	1,000	1,000
22-6238-0016	SNR IT/GIS Revolving	0	0.00	0	0.00	0	0	0	5,000	5,000
22-6238-0017	CSD Soils Mapping Revolving	0	0.00	20,000	0.00	6,360	0	26,360	5,000	31,360
22-6238-0018	Director-CSD	0	0.00	0	0.00	0	0	0	1,000	1,000
22-6238-0020	Hardin Hall Key Deposit	0	0.00	0	0.00	0	0	0	500	500
22-6238-0022	SNR CALMIT Field Work Revolving	0	0.00	0	0.00	0	0	0	2,000	2,000
22-6238-0024	SNR CALMIT Airborne Remote Sensing	0	0.00	0	0.00	0	0	0	106,986	106,986
22-6238-0026	Gilmore Vehicles Service Center	0	0.00	0	0.00	0	0	0	3,000	3,000
22-6238-0029	Shallow Exploration Drillers Clinic	0	0.00	0	0.00	0	0	0	3,500	3,500
22-6238-0030	SNR GIS Project-UNL Police	0	0.00	0	0.00	0	0	0	500	500
22-6238-0031	SNR-GSI Support Revolving	0	0.00	0	0.00	0	0	0	500	500
22-6238-0034	SNR Malvern	0	0.00	0	0.00	0	0	0	2,000	2,000
22-6238-0035	SNR-COOP Vehicles Service Center	0	0.00	0	0.00	0	0	0	70,000	70,000
22-6238-0036	SNR-Automation Inventory	0	0.00	0	0.00	0	0	0	3,000	3,000
22-6238-0038	SNR-Copiers	0	0.00	0	0.00	0	0	0	40,000	40,000
22-6238-0041	SNR-RR-Survey Vehicle Srv Cnt	0	0.00	0	0.00	0	0	0	35,000	35,000
22-6238-0042	SNR-Thomas Vehicles Srv Cnt	0	0.00	0	0.00	0	0	0	5,000	5,000
22-6238-0043	Suyker Vehicle Service Center	0	0.00	0	0.00	0	0	0	1,500	1,500
22-6238-0047	SNR-Web Services	0	0.00	0	0.00	0	0	0	800	800
22-6238-0048	SNR-OSL	0	0.00	0	0.00	0	0	0	10,000	10,000
22-6238-0051	SNR-Soil Moisture Spacial Mapping	0	0.00	0	0.00	0	0	0	10,000	10,000
22-6238-0053	Ahmed Web & Graphic Design SC	0	0.00	42,390	1.00	13,480	0	55,870	0	55,870
22-6238-3333	SNR Non-Budgeted Positions	134,964	1.81	262,127	6.00	126,275	0	523,366	162,822	686,188
22-6238-3555	SVY Non-Budgeted Positions	0	0.00	19,602	0.56	6,235	0	25,837	33,880	59,717
22-6239-0002	Vet Biomed Sci-Diagnostic Lab	0	0.00	128,461	2.45	40,850	0	169,311	493,275	662,586
22-6239-0003	SVMBS Rsch & Tchg Facility	0	0.00	75,000	1.00	23,850	0	98,850	100	98,950
22-6239-0005	SVMBS VDC BACT Training	0	0.00	0	0.00	0	0	0	2,000	2,000
22-6239-0014	VBMS DRR Kelling	0	0.00	0	0.00	0	0	0	100	100
22-6239-0016	VBMS DRR Moxley	0	0.00	0	0.00	0	0	0	500	500
22-6239-0018	VBMS DRR Admin	0	0.00	175,603	4.00	55,843	0	231,446	2,000	233,446
22-6239-0021	SVMBS VDC Loy	0	0.00	0	0.00	0	0	0	2,000	2,000
22-6239-1202	VBMS DRR Bacti	0	0.00	0	0.00	0	0	0	41,370	41,370

COST OBJECT LISTING BY SUB PROGRAM
2020-2021GENERAL OPERATING BUDGET
UNIVERSITY OF NEBRASKA - LINCOLN
INSTITUTE OF AGRICULTURE AND NATURAL RESOURCES

SUBPROGRAM #/NAME: 62 Agriculture Research Division

IANR-State General Fund-715 Revolving/Designated

COST OBJECT		FACULTY Dollar	FACULTY FTE	NON FACULTY Dollar	NON FACULTY FTE	EMPLOYEE BENEFITS	PERSONAL SERVICE CREDITS	TOTAL PERSONAL SERVICES	TOTAL OPERATING EXPENSES	TOTAL
22-6239-1204	VBMS DRR Histology	0	0.00	45,554	1.00	14,486	0	60,040	81,920	141,960
22-6239-1206	VBMS DRR Necropsy	0	0.00	218,737	5.00	69,559	0	288,296	3,161	291,457
22-6239-1210	VBMS DRR Virology	0	0.00	138,259	3.00	43,967	0	182,226	0	182,226
22-6239-1211	VBMS Molecular Vir	0	0.00	0	0.00	0	0	0	36,681	36,681
22-6239-1232	SVMBS VDC Molecular Diagnostic Lab	0	0.00	40,000	1.00	12,720	0	52,720	0	52,720
22-6241-0001	Northeast Center Operations	0	0.00	56,934	1.49	18,106	0	75,040	259,854	334,894
22-6242-0001	West Central Station Operations	0	0.00	0	0.00	0	0	0	395,572	395,572
22-6242-0002	West Central Center Gudmunds Rsch Center	0	0.00	0	0.00	0	0	0	629,069	629,069
22-6242-0003	WCREC Water Lab	0	0.00	12,724	0.25	4,046	0	16,770	387,942	404,712
22-6242-0005	WCREC Wind Tunnel	0	0.00	226,100	5.05	71,900	0	298,000	246,635	544,635
22-6242-0006	WCREC GSL Dorms	0	0.00	0	0.00	0	0	0	5,614	5,614
22-6242-0007	WCREC GSL Ag Labor	0	0.00	86,529	2.00	27,517	0	114,046	20,633	134,679
22-6242-0008	WCREC GSL Vehicles	0	0.00	0	0.00	0	0	0	12,000	12,000
22-6242-0009	WCREC Station Vehicle Svc Ctr	0	0.00	0	0.00	0	0	0	10,000	10,000
22-6242-0010	WCREC Stumpf Wheat Center	0	0.00	0	0.00	0	0	0	170,000	170,000
22-6242-0012	WCREC Overhead Assessment Return Project	0	0.00	0	0.00	0	0	0	300,000	300,000
22-6242-0013	WCREC Air Tractor 502 Simulator	0	0.00	0	0.00	0	0	0	100,000	100,000
22-6242-0014	WCREC Off Campus Rental	0	0.00	0	0.00	0	0	0	15,000	15,000
22-6242-0015	WCREC Student Housing	0	0.00	0	0.00	0	0	0	9,000	9,000
22-6242-0016	WCREC Adesemoye Biocontrol Residual Bal	0	0.00	0	0.00	0	0	0	10,000	10,000
22-6242-0018	WCREC-West Place Beef	0	0.00	51,922	1.36	16,511	0	68,433	262,017	330,450
22-6242-0019	WCREC-Farm Ops	0	0.00	16,678	0.30	5,303	0	21,981	79,731	101,712
22-6242-0020	WCREC Range & Forage	0	0.00	0	0.00	0	0	0	5,000	5,000
22-6242-0021	WCREC Entomology	0	0.00	0	0.00	0	0	0	20,000	20,000
22-6242-1010	WCREC-Permanent Budget Home	0	0.00	99,079	2.81	31,507	0	130,586	15,156	145,742
22-6243-0001	Panhandle Center Operations	0	0.00	0	0.00	0	0	0	3,000	3,000
22-6243-0002	Panhandle Center Crops	0	0.00	101,559	2.40	32,296	0	133,855	220,904	354,759
22-6243-0003	Panhandle Center Livestock	0	0.00	90,726	2.00	28,851	0	119,577	1,986,068	2,105,645
22-6243-0004	Panhandle Center Hpal	0	0.00	0	0.00	0	0	0	114,000	114,000
22-6243-0008	PHREC-Plot Combine Srv Cnt	0	0.00	0	0.00	0	0	0	5,000	5,000
22-6243-0010	PHREC-Wheat Bd HPAL Eqp/Furn/Supp	0	0.00	0	0.00	0	0	0	3,000	3,000
22-6243-0011	Panhandle Center - Sioux Range	0	0.00	0	0.00	0	0	0	8,000	8,000
22-6243-0012	Panhandle Center - HPAL Range	0	0.00	0	0.00	0	0	0	15,000	15,000
22-6243-0013	PREC Alternative Crops Pickup SC	0	0.00	0	0.00	0	0	0	5,000	5,000
22-6243-0014	PREC Greenhouse Service Center	0	0.00	0	0.00	0	0	0	15,000	15,000
22-6243-0015	PHREC-Small Plot Service Center	0	0.00	0	0.00	0	0	0	12,000	12,000
22-6243-0016	PHREC-Weed Sci Crop Trials Service Cntr	0	0.00	72,509	2.00	23,058	0	95,567	0	95,567
22-6243-0017	PHREC Lodging Facility Service Center	0	0.00	0	0.00	0	0	0	15,000	15,000
22-6243-0018	PHREC-Confinement Cow Research	0	0.00	0	0.00	0	0	0	52,000	52,000
22-6243-0019	PHREC-Dryland Crops SC	65,000	1.00	9,009	0.25	23,535	0	97,544	24,991	122,535
22-6243-0020	PHREC-Dry Bean SC	0	0.00	0	0.00	0	0	0	34,000	34,000
22-6243-0021	PHREC-Irrigation SC	0	0.00	42,000	1.00	13,356	0	55,356	34,000	89,356
22-6243-0022	PHREC-Entomology SC	0	0.00	0	0.00	0	0	0	34,000	34,000
22-6243-0023	PHREC-Plant Pathology SC	0	0.00	55,800	1.50	17,745	0	73,545	13,908	87,453
22-6243-0024	PHREC-Soils SC	0	0.00	40,000	1.00	12,720	0	52,720	34,000	86,720
22-6243-0025	PHREC-Alternative Crops SC	0	0.00	20,092	0.50	6,389	0	26,481	13,908	40,389
22-6243-0027	Variety Testing Service Center	0	0.00	43,592	1.00	13,863	0	57,455	0	57,455
22-6246-0001	South Central Ag Lab Revlg Op	0	0.00	76,027	1.32	24,177	0	100,204	282,355	382,559
22-6248-0001	Indust Ag Prod Cnt-Operations	0	0.00	32,153	0.45	10,225	0	42,378	13,779	56,157
22-6262-0002	PSI Revolving	0	0.00	0	0.00	0	0	0	334,408	334,408
22-6262-0003	BBC Greenhouse	0	0.00	0	0.00	0	0	0	17,928	17,928

COST OBJECT LISTING BY SUB PROGRAM
2020-2021GENERAL OPERATING BUDGET
UNIVERSITY OF NEBRASKA - LINCOLN
INSTITUTE OF AGRICULTURE AND NATURAL RESOURCES

SUBPROGRAM #/NAME: 62 Agriculture Research Division

IANR-State General Fund-715 Revolving/Designated

COST OBJECT		FACULTY Dollar	FACULTY FTE	NON FACULTY Dollar	NON FACULTY FTE	EMPLOYEE BENEFITS	PERSONAL SERVICE CREDITS	TOTAL PERSONAL SERVICES	TOTAL OPERATING EXPENSES	TOTAL
22-6270-0001	ENREC/ARDC-Facilities Operations	0	0.00	13,500	0.50	4,294	0	17,794	71,000	88,794
22-6270-0002	ENREC/ARDC-Farming Operations	0	0.00	313,535	7.44	99,705	0	413,240	1,007,939	1,421,179
22-6270-0004	ENREC/ARDC-Development Fund	0	0.00	25,130	0.45	7,991	0	33,121	670	33,791
22-6270-0005	ENREC-CREB Addition Project	0	0.00	0	0.00	0	0	0	361,000	361,000
22-6270-0007	ENREC-ARDC Insured Events Revolving	0	0.00	0	0.00	0	0	0	100,000	100,000
22-6270-0008	ENREC-PBX Operations Revolving	0	0.00	0	0.00	0	0	0	30,000	30,000
22-6270-0009	ENREC-Reimb Revolving-O&M	0	0.00	0	0.00	0	0	0	1,000	1,000
22-6270-0101	ENREC/ARDC-Fac Oper Reserve	0	0.00	0	0.00	0	0	0	50,000	50,000
22-6271-3333	FFH-Non-Budgeted Positions (RSCH)	0	0.00	225,786	4.00	71,800	0	297,586	82,620	380,206
	TOTAL	**943,332**	**14.86**	**8,859,565**	**193.53**	**3,117,332**	**0**	**12,920,229**	**21,425,307**	**34,345,536**

UNL-Federal Letter of Credit-716 Federal/Restricted

COST OBJECT		FACULTY Dollar	FACULTY FTE	NON FACULTY Dollar	NON FACULTY FTE	EMPLOYEE BENEFITS	PERSONAL SERVICE CREDITS	TOTAL PERSONAL SERVICES	TOTAL OPERATING EXPENSES	TOTAL
24-6230-0199001	NIH Virtual immune system (R35 MIRA)	0	0.00	57,082	1.00	15,641	0	72,723	0	72,723
24-6236-0132201	Administrative Core Year 2	0	0.00	44,630	1.00	12,229	0	56,859	0	56,859
24-6236-0132202	BORC Core Year 2	59,092	1.00	0	0.00	16,190	0	75,282	0	75,282
	TOTAL	**59,092**	**1.00**	**101,712**	**2.00**	**44,060**	**0**	**204,864**	**0**	**204,864**

UNL-Federal Advance-717 Federal/Restricted

COST OBJECT		FACULTY Dollar	FACULTY FTE	NON FACULTY Dollar	NON FACULTY FTE	EMPLOYEE BENEFITS	PERSONAL SERVICE CREDITS	TOTAL PERSONAL SERVICES	TOTAL OPERATING EXPENSES	TOTAL
25-6205-0071001	USDA U.S. Meat Animal Research Center	0	0.00	3,678,641	92.60	1,007,948	0	4,686,589	0	4,686,589
25-6211-0032220	MRF FY20 11-002/W-3045	0	0.00	49,081	1.00	13,448	0	62,529	0	62,529
25-6221-0345001	USDA NIFA AFRI Spray Drift Tech	0	0.00	46,500	1.00	12,742	0	59,242	0	59,242
25-6222-0703001	USDA Weed Seed Rain Phenology	0	0.00	2,848	0.06	781	0	3,629	0	3,629
25-6222-0810001	USDA Tools & Germplasm for Hybrid Wheat	15,713	0.25	0	0.00	4,306	0	20,019	0	20,019
25-6222-0828001	USDA Cover Crops & Biofuels	60,000	1.00	0	0.00	16,440	0	76,440	0	76,440
25-6222-0852031	Track-2 FEC Year 3 Walia	0	0.00	45,000	1.00	12,330	0	57,330	0	57,330
25-6222-0856001	USDA Herbicide-Resistance-Weedy Sorghum	0	0.00	9,018	0.19	2,471	0	11,489	0	11,489
25-6222-0876001	USDA Platform to Monitor N Footprint	0	0.00	50,000	1.00	13,700	0	63,700	0	63,700
25-6222-0984011	Track-2 FEC Year 1 Twidwell	0	0.00	123,908	2.00	33,952	0	157,860	0	157,860
25-6226-0503220	Hatch/MRF FY20 26-226/NC-1184	0	0.00	47,000	1.00	12,878	0	59,878	0	59,878
25-6228-0315001	NIFA Avetylcholinesterase Genes-Bees	0	0.00	46,350	1.00	12,700	0	59,050	0	59,050
25-6230-0173004	NSF - Dauer	0	0.00	48,000	1.00	13,152	0	61,152	0	61,152
25-6231-0346001	USDA ARS Effect of Food Processing-Ferme	0	0.00	48,500	1.00	13,290	0	61,790	0	61,790
25-6235-0334001	NSF PBI: Molecular Mechanisms	44,830	1.00	45,000	1.00	24,614	0	114,444	0	114,444
25-6238-0747001	NPS Leadership Coordination and Admin Ov	0	0.00	15,101	0.50	4,138	0	19,239	0	19,239
25-6238-0761220	McStennis FY20-38-107	0	0.00	25,696	0.50	7,041	0	32,737	0	32,737
25-6238-0779001	NOAA NPRCC	127,677	1.83	222,488	3.60	95,945	0	446,110	0	446,110
25-6238-0779007	NOAA NIDIS Help Desk (FY19)	11,432	0.17	27,376	0.50	10,634	0	49,442	0	49,442
25-6238-0826001	NSF DRK-12 High School Student	0	0.00	43,329	1.00	11,872	0	55,201	0	55,201
25-6238-0883220	McStennis FY20-38-114	0	0.00	25,696	0.50	7,041	0	32,737	0	32,737
25-6238-0887001	IPAS NSF Elevated Convection-US Great Pl	0	0.00	46,500	1.00	12,742	0	59,242	0	59,242
25-6238-0915001	USDA ARS W Corn Belt Intens	0	0.00	24,056	0.55	6,591	0	30,647	0	30,647
25-6238-0922001	USDA OCE Drought Info Services FY20	0	0.00	44,835	1.00	12,285	0	57,120	0	57,120
25-6239-0319220	MRF FY20 39-180/NC-1202	0	0.00	60,078	1.00	16,462	0	76,540	0	76,540
25-6241-0232002	USDA NIFA Hunt Evaluating Efficacy of In	0	0.00	49,817	1.00	13,649	0	63,466	0	63,466
25-6242-0203420	MRF FY20 42-113/NC-246 Wright	0	0.00	16,250	0.25	4,453	0	20,703	0	20,703

COST OBJECT LISTING BY SUB PROGRAM
2020-2021GENERAL OPERATING BUDGET
UNIVERSITY OF NEBRASKA - LINCOLN
INSTITUTE OF AGRICULTURE AND NATURAL RESOURCES

SUBPROGRAM #/NAME: 62 Agriculture Research Division

	TOTAL	**259,652**	**4.25**	**4,841,068**	**115.25**	**1,397,605**	**0**	**6,498,325**	**0**	**6,498,325**

UNL-Trust-Grant/Cont/Loan/End-718 Trust/Restricted

			FACULTY	NON FACULTY						
COST OBJECT		**Dollar**	**FTE**	**Dollar**	**FTE**	**EMPLOYEE BENEFITS**	**PERSONAL SERVICE CREDITS**	**TOTAL PERSONAL SERVICES**	**TOTAL OPERATING EXPENSES**	**TOTAL**
26-6211-0022001	CSU Sustain Ag Preserve Ogallala Aquifer	19,800	0.04	0	0.00	4,376	0	24,176	0	24,176
26-6221-0301002	Eberhard Prof of Agriculture-Irmak	15,000	0.00	0	0.00	3,315	0	18,315	0	18,315
26-6221-0377001	LBNL ARM Infrastructure Program	71,574	1.00	0	0.00	15,818	0	87,392	0	87,392
26-6221-0396001	Splinter Chair Stipend	10,000	0.00	0	0.00	2,210	0	12,210	0	12,210
26-6221-0397001	Othmer Match for Splinter Chair Stipend	10,000	0.00	0	0.00	2,210	0	12,210	0	12,210
26-6221-0404001	NET Cover Crops Soil-Water Dynamics	0	0.00	20,999	0.50	4,641	0	25,640	0	25,640
26-6221-0411001	Corn Bd SENSE Nitrogen Mgtmt Yr 2	0	0.00	49,075	1.00	10,846	0	59,921	0	59,921
26-6222-0126001	Raikes/Othmer Prof - Mackenzie; Sally	5,000	0.00	0	0.00	1,105	0	6,105	0	6,105
26-6222-0127001	Othmer Match for Raikes Fd-Mackenzie; S.	5,000	0.00	0	0.00	1,105	0	6,105	0	6,105
26-6222-0750021	NGPC Juniper Inv - Segment 2 Twidwell	0	0.00	60,000	1.00	13,260	0	73,260	0	73,260
26-6222-0872001	USGA Growing Degree Day Models	0	0.00	40,329	1.00	8,912	0	49,241	0	49,241
26-6222-0894001	Noble Cover Crop Germplasm	0	0.00	21,250	0.50	4,697	0	25,947	0	25,947
26-6222-0973001	NE Soybean Bd Mgmt Options for Seed Prot	0	0.00	50,000	1.00	11,050	0	61,050	0	61,050
26-6224-0188001	Yanney Chair Stipend-Beghin	20,000	0.00	0	0.00	4,420	0	24,420	0	24,420
26-6230-0190004	NDED VESTAL W2O	56,000	1.00	0	0.00	12,376	0	68,376	0	68,376
26-6231-0373001	AllergenOnline Subscriptions	126,087	1.00	0	0.00	27,865	0	153,952	0	153,952
26-6238-0717002	LBNL AmeriFlux Core Site Ntwk	0	0.00	19,320	0.45	4,269	0	23,589	0	23,589
26-6238-0719001	NGPC Wildlife Mgt-Human Dimens	52,758	0.50	0	0.00	11,661	0	64,419	0	64,419
26-6238-0822001	IPAS NGPC Wildlife Survey	0	0.00	49,716	1.00	10,988	0	60,704	0	60,704
26-6238-0824001	LPSNRD Geologist-Hydrogeologist	0	0.00	34,514	0.50	7,628	0	42,142	0	42,142
26-6238-0878001	NDEQ Ag Data Clearinghouse	0	0.00	49,641	1.00	10,970	0	60,611	0	60,611
26-6238-0891001	NET NMNP-Expanding Capacity	0	0.00	40,381	1.00	8,924	0	49,305	0	49,305
26-6238-0896001	IWMI USAID MENAdrought	355,756	4.00	392,229	7.35	165,304	0	913,289	0	913,289
26-6238-0924001	UI Real-Time Sensing	0	0.00	45,000	1.00	9,945	0	54,945	0	54,945
26-6238-6001572	NGPC Human Dimensions-NE Fish Seg 12	64,696	1.00	0	0.00	14,298	0	78,994	0	78,994
26-6238-6001591	NGPC Invasive Species, Seg 11	0	0.00	55,334	1.00	12,229	0	67,563	0	67,563
26-6238-6027005	NGPC RWBJV Sci Coord-yr 4	0	0.00	51,978	1.00	11,487	0	63,465	0	63,465
26-6242-0179001	NU Foundation Gudmendsen Sandhills Lab	0	0.00	13,561	0.25	2,997	0	16,558	0	16,558
26-6261-0012002	Beef Systems Initiative-MacDonald	0	0.00	35,256	1.00	7,791	0	43,047	0	43,047
26-6261-0012006	Beef Systems Initiative-Stephenson	0	0.00	9,360	0.25	2,069	0	11,429	0	11,429
26-6271-0001003	NFHC-Raikes-Mouse	0	0.00	67,824	2.00	14,990	0	82,814	0	82,814
26-6271-0001045	Clinical-Ramer Tait	0	0.00	32,074	1.00	7,088	0	39,162	0	39,162
27-6221-0140001	Tractor Test Museum	0	0.00	50,000	1.00	11,050	0	61,050	0	61,050
27-6221-0424001	Maxcy Prof Stipend-Pannier	10,000	0.00	0	0.00	2,210	0	12,210	0	12,210
27-6222-0020001	Horticulture Project 20-138	0	0.00	10,202	0.25	2,254	0	12,456	0	12,456
27-6222-0211001	SCAL Weed Sci	0	0.00	45,223	0.75	9,994	0	55,217	0	55,217
27-6222-0390001	Haskins Plant Genetics PROF - Hyten	5,000	0.00	0	0.00	1,105	0	6,105	0	6,105
27-6222-0593001	Francis Misc Donors	0	0.00	11,811	0.25	2,610	0	14,421	0	14,421
27-6222-0627001	NSP Presidential Chair Stipend - Graef	30,000	0.00	0	0.00	6,630	0	36,630	0	36,630
27-6222-0746001	Othmer Match/Haskins Prof - Hyten Jr.	5,000	0.00	0	0.00	1,105	0	6,105	0	6,105
27-6222-0798001	NEREC Weed Science	0	0.00	31,999	1.00	7,072	0	39,071	0	39,071
27-6222-0953001	Heuermann Professorship Stipend	20,000	0.00	0	0.00	4,420	0	24,420	0	24,420
27-6222-0985001	Dr. Charles O Gardner Prof Stipend	10,000	0.00	0	0.00	2,210	0	12,210	0	12,210
27-6222-0998001	Knezevic Weed Science Foundation	0	0.00	62,638	1.00	13,843	0	76,481	0	76,481
27-6224-0150001	Eberhard Prof of Agriculture-Giannakas	15,000	0.00	0	0.00	3,315	0	18,315	0	18,315
27-6224-0179001	Roy Frederick Prof-Azzam	10,000	0.00	0	0.00	2,210	0	12,210	0	12,210
27-6224-0180001	Roy Frederick Prof-Fulginiti	10,000	0.00	0	0.00	2,210	0	12,210	0	12,210
27-6228-0001001	Dept Discretion Industry Donors	0	0.00	10,816	0.24	2,391	0	13,207	0	13,207
27-6228-0004001	Meinke Industry Bio &Eco Diabrotica	0	0.00	5,757	0.16	1,273	0	7,030	0	7,030

COST OBJECT LISTING BY SUB PROGRAM
2020-2021GENERAL OPERATING BUDGET
UNIVERSITY OF NEBRASKA - LINCOLN
INSTITUTE OF AGRICULTURE AND NATURAL RESOURCES

SUBPROGRAM #/NAME: 62 Agriculture Research Division

UNL-Trust-Grant/Cont/Loan/End-718 Trust/Restricted

COST OBJECT		FACULTY Dollar	FACULTY FTE	NON FACULTY Dollar	NON FACULTY FTE	EMPLOYEE BENEFITS	PERSONAL SERVICE CREDITS	TOTAL PERSONAL SERVICES	TOTAL OPERATING EXPENSES	TOTAL
27-6228-0258001	Insect Management Industry-Wright	0	0.00	16,250	0.25	3,592	0	19,842	0	19,842
27-6228-0318001	Entomology-Hunt NEREC #42-014	0	0.00	4,800	0.12	1,061	0	5,861	0	5,861
27-6228-0321001	Development Fund McMechan	0	0.00	10,004	0.25	2,211	0	12,215	0	12,215
27-6230-0174001	George Holmes Prof-DiRusso	15,000	0.00	0	0.00	3,315	0	18,315	0	18,315
27-6235-0284001	Van Etten Foundation Funds	54,534	1.00	0	0.00	12,053	0	66,587	0	66,587
27-6241-0001001	Swine - NEREC #42-023	0	0.00	27,405	0.63	6,056	0	33,461	0	33,461
27-6241-0002001	Weed Sci - Knezevic'S Nerec #42-013	0	0.00	53,000	1.00	11,713	0	64,713	0	64,713
27-6242-0008001	Neb Beef Cow-Calf Professorship	10,000	0.00	0	0.00	2,210	0	12,210	0	12,210
27-6243-0001001	Panhandle R&E Gen Rsch Fund - Soils Prog	0	0.00	11,813	0.25	2,610	0	14,423	0	14,423
27-6243-0002001	William F Fawcett Fund	0	0.00	8,752	0.25	1,934	0	10,686	0	10,686
27-6243-0008001	Weed Control Res Fund - Wilson	0	0.00	40,000	1.00	8,840	0	48,840	0	48,840
27-6243-0009001	Plan Diseases Research Fund - Harveson	0	0.00	11,816	0.25	2,612	0	14,428	0	14,428
27-6243-0140001	Potato Research	0	0.00	14,575	0.35	3,221	0	17,796	0	17,796
27-6248-0058001	Corn Board Endowment	0	0.00	34,940	0.60	7,722	0	42,662	0	42,662
27-6248-0065001	NE Corn Checkoff Presidential Chair-Wilk	30,000	0.00	0	0.00	6,630	0	36,630	0	36,630
27-6271-0003001	NE Food for Health Presidential Chair-Be	30,000	0.00	0	0.00	6,630	0	36,630	0	36,630
27-6271-0003002	NFHC Discretionary	0	0.00	72,620	1.00	16,050	0	88,670	0	88,670
	TOTAL	**1,066,205**	**9.54**	**1,672,262**	**34.40**	**605,206**	**0**	**3,343,673**	**0**	**3,343,673**

UNL-Auxiliary-719 Auxiliaries & Services/Restricted

COST OBJECT		FACULTY Dollar	FACULTY FTE	NON FACULTY Dollar	NON FACULTY FTE	EMPLOYEE BENEFITS	PERSONAL SERVICE CREDITS	TOTAL PERSONAL SERVICES	TOTAL OPERATING EXPENSES	TOTAL
23-6205-0001	ARD-Husker Genetics Oper	0	0.00	301,550	5.50	95,894	0	397,444	415,065	812,509
23-6205-0002	ARD-MARC	0	0.00	457,237	7.00	145,401	0	602,638	2,436,629	3,039,267
23-6222-0005	Agr-Wortmann Srv Prod Testing	0	0.00	0	0.00	0	0	0	2,000	2,000
23-6222-0007	Mason Product Testing Trials	0	0.00	0	0.00	0	0	0	15,000	15,000
23-6222-0008	Agro Workshops-Puntel	0	0.00	0	0.00	0	0	0	1,500	1,500
23-6222-0010	Agro Alfalfa Variety	0	0.00	7,000	0.00	2,226	0	9,226	10,000	19,226
23-6222-0012	Hort Sousek	0	0.00	0	0.00	0	0	0	16,000	16,000
23-6235-0002	Plt Path Mitra Lab Tests	0	0.00	0	0.00	0	0	0	2,000	2,000
23-6235-0004	Plant Path Nematode Diagnostics	0	0.00	22,415	0.49	7,127	0	29,542	0	29,542
	TOTAL	**0**	**0.00**	**788,202**	**12.99**	**250,648**	**0**	**1,038,850**	**2,898,194**	**3,937,044**
	SUB PROGRAM TOTAL	**23,236,890**	**205**	**31,887,665**	**628**	**16,703,723**	**0**	**71,828,278**	**27,076,973**	**98,905,251**

SUBPROGRAM #/NAME: 63 Cooperative Extension Service

IANR-State General Fund-715 State & University Generated/Unrestricted

COST OBJECT		FACULTY Dollar	FACULTY FTE	NON FACULTY Dollar	NON FACULTY FTE	EMPLOYEE BENEFITS	PERSONAL SERVICE CREDITS	TOTAL PERSONAL SERVICES	TOTAL OPERATING EXPENSES	TOTAL
21-6306-0001	Dean Col Ed & Human Sci	0	0.00	69,239	0.20	21,395	0	90,634	1,000	91,634
21-6308-0001	CED Dean-Operating	206,673	1.85	1,327,982	11.69	474,210	0	2,008,865	380,429	2,389,294
21-6308-0021	NE Ext Engagement Zone #1	82,098	1.00	0	0.00	25,369	0	107,467	0	107,467
21-6308-0022	NE Ext Engagement Zone #2	94,581	1.00	0	0.00	29,227	0	123,808	0	123,808
21-6308-0024	NE Ext Engagement Zone #4	79,600	1.00	0	0.00	24,597	0	104,197	0	104,197
21-6308-0026	NE Ext Engagement Zone #6	85,598	1.00	0	0.00	26,451	0	112,049	0	112,049
21-6308-0027	NE Ext Engagement Zone #7	91,430	1.00	0	0.00	28,251	0	119,681	0	119,681
21-6308-0028	NE Ext Engagement Zone #8	91,430	1.00	0	0.00	28,251	0	119,681	0	119,681
21-6308-0030	NE Ext Engagement Zone #10	80,108	1.00	0	0.00	24,753	0	104,861	0	104,861
21-6308-0031	NE Ext Engagement Zone #11	74,867	1.00	0	0.00	23,134	0	98,001	0	98,001

COST OBJECT LISTING BY SUB PROGRAM
2020-2021GENERAL OPERATING BUDGET
UNIVERSITY OF NEBRASKA - LINCOLN
INSTITUTE OF AGRICULTURE AND NATURAL RESOURCES

SUBPROGRAM #/NAME: 63 Cooperative Extension Service

IANR-State General Fund-715 State & University Generated/Unrestricted

COST OBJECT		FACULTY Dollar	FACULTY FTE	NON FACULTY Dollar	NON FACULTY FTE	EMPLOYEE BENEFITS	PERSONAL SERVICE CREDITS	TOTAL PERSONAL SERVICES	TOTAL OPERATING EXPENSES	TOTAL
21-6309-0002	CED-Educator Recruitment	0	0.00	0	0.00	0	0	0	25,000	25,000
21-6309-0006	CED-Special	978,242	10.50	4,270	0.25	303,597	0	1,286,109	0	1,286,109
21-6309-0007	CED-Husker Harvest Days	0	0.00	0	0.00	0	0	0	50,000	50,000
21-6309-0009	CED-Telecommunications	0	0.00	0	0.00	0	0	0	34,500	34,500
21-6309-0010	CED - ITS Support	0	0.00	0	0.00	0	0	0	220,000	220,000
21-6311-0002	DWFI-WC Extension	0	0.00	12,324	0.05	3,808	0	16,132	20,565	36,697
21-6320-0001	ALEC-Extension Operating	89,767	1.00	83,563	1.60	53,560	0	226,890	14,900	241,790
21-6320-0002	ALEC-PRTLP-Forsberg	29,338	0.25	0	0.00	9,065	0	38,403	0	38,403
21-6321-0001	Biological Systems Engineering	699,453	6.25	311,151	4.51	312,275	0	1,322,879	23,457	1,346,336
21-6321-5200	WRRI POE-BSE Extension	26,849	0.30	0	0.00	8,296	0	35,145	0	35,145
21-6322-0001	Agronomy-Horticulture Extension	664,793	6.07	267,708	4.69	288,142	0	1,220,643	52,960	1,273,603
21-6324-0001	Agricultural Economics	677,732	6.96	355,684	5.52	319,324	0	1,352,740	28,176	1,380,916
21-6325-0001	Statistics Extension	17,700	0.20	0	0.00	5,470	0	23,170	0	23,170
21-6326-0001	Animal Science	945,178	8.64	147,359	3.14	337,594	0	1,430,131	31,271	1,461,402
21-6327-0001	Child Youth & Fam Studies	238,949	2.53	66,295	1.39	94,320	0	399,564	21,606	421,170
21-6328-0001	Entomology	314,054	3.37	92,441	1.00	125,607	0	532,102	27,801	559,903
21-6329-0001	4H Youth Development	689,454	8.30	267,956	4.45	295,840	0	1,253,250	71,445	1,324,695
21-6331-0001	Food Science Extension	190,139	2.09	70,276	0.77	80,468	0	340,883	4,432	345,315
21-6331-0002	Food Sci FPC Ext	102,072	0.85	236,436	3.08	104,600	0	443,108	19,440	462,548
21-6335-0001	Plant Pathology	208,390	2.20	106,540	1.58	97,315	0	412,245	15,086	427,331
21-6336-0001	Nutrition & Health Sciences	186,764	1.85	76,622	1.41	81,387	0	344,773	16,993	361,766
21-6336-0002	NHS-Hospitality/Restrt/Tourism Mgm Ext	0	0.00	18,165	0.50	5,613	0	23,778	0	23,778
21-6337-0001	Textiles Clothing & Design	169,583	1.85	52,620	0.73	68,660	0	290,863	13,618	304,481
21-6338-0001	Nat Res Sci Extension	226,884	2.40	208,445	2.92	134,518	0	569,847	25,667	595,514
21-6338-0005	Salaries EXT	172,793	2.08	399,469	6.34	176,830	0	749,092	78,005	827,097
21-6339-0001	Veterinary Biomedical Science	50,278	0.25	50,758	0.95	31,219	0	132,255	18,228	150,483
21-6339-0002	Veterinary Biomedical Science-Vet Ed Cnt	83,699	0.80	17,288	0.40	31,205	0	132,192	6,642	138,834
21-6340-0001	Southeast Center	0	0.00	139,698	1.01	43,165	0	182,863	28,072	210,935
21-6340-0002	SERec-Extension Educators	1,784,257	25.00	95,918	2.40	580,974	0	2,461,149	28,053	2,489,202
21-6341-0001	Northeast Center	0	0.00	172,422	2.19	53,277	0	225,699	89,541	315,240
21-6341-0002	NERec-Extension Educators	2,472,831	35.85	111,916	1.65	798,687	0	3,383,434	13,389	3,396,823
21-6342-0001	West Central Center	364,993	3.10	310,790	5.03	208,818	0	884,601	73,876	958,477
21-6342-0002	WCRec-Extension Educators	2,582,091	35.30	74,287	2.00	820,820	0	3,477,198	17,269	3,494,467
21-6343-0001	Panhandle Center	580,683	5.84	270,606	4.63	263,048	0	1,114,337	136,590	1,250,927
21-6343-0002	PHRec-Extension Educators	993,660	14.60	59,490	1.60	325,424	0	1,378,574	8,843	1,387,417
21-6347-0001	Metro District Extension	0	0.00	139,650	0.95	43,153	0	182,803	10,500	193,303
21-6347-0002	Metro District-Extension Educators	1,702,937	24.20	143,658	3.00	570,598	0	2,417,193	17,900	2,435,093
21-6348-0001	Industrial Ag Products	0	0.00	9,318	0.16	2,879	0	12,197	2,987	15,184
21-6361-0001	Center for Grassland Studies	0	0.00	48,715	0.61	15,057	0	63,772	6,151	69,923
21-6368-0001	Plnt Hlth-Extension	0	0.00	18,735	0.10	5,789	0	24,524	0	24,524
21-6370-0001	ENREC-Extension General	0	0.00	202,485	2.90	62,567	0	265,052	0	265,052
21-6370-0002	ENREC-Extension Educator	103,540	1.55	0	0.00	31,995	0	135,535	0	135,535
	TOTAL	**18,233,488**	**224.03**	**6,040,279**	**85.40**	**7,500,602**	**0**	**31,774,369**	**1,634,392**	**33,408,761**

IANR-State General Fund-715 Revolving/Designated

COST OBJECT		FACULTY Dollar	FACULTY FTE	NON FACULTY Dollar	NON FACULTY FTE	EMPLOYEE BENEFITS	PERSONAL SERVICE CREDITS	TOTAL PERSONAL SERVICES	TOTAL OPERATING EXPENSES	TOTAL
22-6309-0001	CED-General Activities	0	0.00	0	0.00	0	0	0	20,000	20,000
22-6309-0004	CED-Communications Activity	0	0.00	0	0.00	0	0	0	40,000	40,000
22-6311-0002	Water Center Rsch Extension	0	0.00	0	0.00	0	0	0	2,000	2,000

COST OBJECT LISTING BY SUB PROGRAM
2020-2021GENERAL OPERATING BUDGET
UNIVERSITY OF NEBRASKA - LINCOLN
INSTITUTE OF AGRICULTURE AND NATURAL RESOURCES

SUBPROGRAM #/NAME: 63 Cooperative Extension Service

IANR-State General Fund-715 Revolving/Designated

COST OBJECT		FACULTY Dollar	FACULTY FTE	NON FACULTY Dollar	NON FACULTY FTE	EMPLOYEE BENEFITS	PERSONAL SERVICE CREDITS	TOTAL PERSONAL SERVICES	TOTAL OPERATING EXPENSES	TOTAL
22-6321-0001	Biological Systems Engineering-Planning	0	0.00	0	0.00	0	0	0	19,684	19,684
22-6321-0003	Biol Sys Engr-Chemigation	0	0.00	0	0.00	0	0	0	10,500	10,500
22-6321-0004	BSE Franti Ext Revolving	0	0.00	0	0.00	0	0	0	1,000	1,000
22-6321-0005	BSE Physical Groundwater Models	0	0.00	0	0.00	0	0	0	2,500	2,500
22-6321-0006	BSE Ext Woldt	0	0.00	0	0.00	0	0	0	33,000	33,000
22-6321-0010	BSE Woldt Ext Revolving	0	0.00	0	0.00	0	0	0	500	500
22-6321-0016	BSE Ext Rev Jasa	0	0.00	0	0.00	0	0	0	4,000	4,000
22-6321-0017	BSE Ext Rev Irrigation Group	0	0.00	0	0.00	0	0	0	500	500
22-6321-0018	BSE Ext Rev closeout	0	0.00	0	0.00	0	0	0	500	500
22-6321-0019	BSE Ext-Ventilation Workshops	0	0.00	0	0.00	0	0	0	5,000	5,000
22-6321-0022	BSE Ext Hay	0	0.00	0	0.00	0	0	0	100	100
22-6322-0001	Agro Ext Operating	587	0.01	0	0.00	188	0	775	58,143	58,918
22-6322-0010	Agr-Pesticide Education	40,753	0.50	124,079	2.90	52,416	0	217,248	143,433	360,681
22-6322-0019	UNL Marketplace-A/H Weed Guide	0	0.00	0	0.00	0	0	0	7,000	7,000
22-6322-2021	Hort Read	0	0.00	21,750	0.50	6,917	0	28,667	0	28,667
22-6322-3333	Agr/Hort Non-Budgeted Positions	28,903	0.50	0	0.00	9,192	0	38,095	24,063	62,158
22-6324-0002	AgEcon Extension Rev-Administration	0	0.00	19,245	0.30	6,120	0	25,365	120,309	145,674
22-6324-0003	Ag Economics-Farm Financial Mgmt	0	0.00	0	0.00	0	0	0	43,000	43,000
22-6324-0012	AgEcon Extension Rev-Cornhusker	0	0.00	0	0.00	0	0	0	1,000	1,000
22-6324-0013	AgEcon Extension Rev-Lubben	5,762	0.05	0	0.00	1,833	0	7,595	1,495	9,090
22-6324-0020	AgEcon Extension Rev-Jose	0	0.00	0	0.00	0	0	0	16,000	16,000
22-6324-0102	AgEcon Extension Rev-Aiken	0	0.00	0	0.00	0	0	0	2,500	2,500
22-6324-0112	AgEcon Extension Rev-Beginning Farmer	0	0.00	0	0.00	0	0	0	1,500	1,500
22-6326-0001	Animal Science Extension Activities	0	0.00	3,000	0.00	954	0	3,954	100	4,054
22-6326-0002	UNL Marketplace-Animal Science	0	0.00	0	0.00	0	0	0	150	150
22-6326-0003	ANSC EXT REV BQA Certification	0	0.00	0	0.00	0	0	0	6,000	6,000
22-6326-0004	ANSC EXT REV BQA NE Beef Council	0	0.00	0	0.00	0	0	0	1,000	1,000
22-6326-0005	ANSC EXT REV BQA NE CATTLEMEN	0	0.00	0	0.00	0	0	0	25,000	25,000
22-6326-0007	ANSC Clark Livestock Emergency	0	0.00	0	0.00	0	0	0	1,100	1,100
22-6327-0001	CYAF-Exten Operations	0	0.00	0	0.00	0	0	0	160	160
22-6328-0001	Entomology-Extension Operations	0	0.00	0	0.00	0	0	0	18,000	18,000
22-6328-1001	Ento Bee Research	0	0.00	38,760	1.00	12,326	0	51,086	0	51,086
22-6329-0001	4H Curriculum	74,099	1.10	102,858	2.50	56,272	0	233,229	308,643	541,872
22-6329-0002	4H Foundation Clearing	0	0.00	99,179	2.00	31,538	0	130,717	22,301	153,018
22-6329-0004	State 4H Camp	0	0.00	70,957	3.70	22,564	0	93,521	139,373	232,894
22-6329-0005	Eastern 4H Camp	0	0.00	121,780	4.70	38,727	0	160,507	210,530	371,037
22-6329-0007	4H Citizenship/Civic Ed	0	0.00	0	0.00	0	0	0	35,000	35,000
22-6329-0008	4H Out-of-School	0	0.00	0	0.00	0	0	0	5,000	5,000
22-6329-0009	4H Environment/Outdoor Ed	0	0.00	0	0.00	0	0	0	120,000	120,000
22-6329-0010	4H Leadership/Personal Dev	0	0.00	87,654	2.00	27,874	0	115,528	40,000	155,528
22-6329-0011	4H Science & Technology	0	0.00	0	0.00	0	0	0	20,000	20,000
22-6329-0012	4H System Management	15,399	0.20	0	0.00	4,897	0	20,296	10,000	30,296
22-6329-0013	4H State Fair	0	0.00	0	0.00	0	0	0	150,751	150,751
22-6329-0014	4H Horsemanship	0	0.00	0	0.00	0	0	0	30,000	30,000
22-6329-0015	4H Contests	0	0.00	0	0.00	0	0	0	3,000	3,000
22-6329-1131	4H Cyber Fair	0	0.00	0	0.00	0	0	0	19,501	19,501
22-6331-0001	Food Sci FPC Workshops	0	0.00	0	0.00	0	0	0	47,000	47,000
22-6331-0003	Professional Training	9,788	0.12	0	0.00	3,112	0	12,900	33,354	46,254
22-6331-0004	FPC Serv Safe	0	0.00	34,320	1.00	10,913	0	45,233	32,792	78,025
22-6331-3333	FST-Non-Budgeted Positions (EXT)	0	0.00	20,400	0.40	6,487	0	26,887	10,000	36,887
22-6335-0011	PPath-Residual Bal-Jackson-Ziems	0	0.00	61,038	1.50	19,410	0	80,448	0	80,448

COST OBJECT LISTING BY SUB PROGRAM
2020-2021GENERAL OPERATING BUDGET
UNIVERSITY OF NEBRASKA - LINCOLN
INSTITUTE OF AGRICULTURE AND NATURAL RESOURCES

SUBPROGRAM #/NAME: 63 Cooperative Extension Service

IANR-State General Fund-715 Revolving/Designated

COST OBJECT		FACULTY Dollar	FACULTY FTE	NON FACULTY Dollar	NON FACULTY FTE	EMPLOYEE BENEFITS	PERSONAL SERVICE CREDITS	TOTAL PERSONAL SERVICES	TOTAL OPERATING EXPENSES	TOTAL
22-6336-0001	Nutr & Health Sci-Extension Revolving	57,299	1.00	1,200	0.00	18,602	0	77,101	6,491	83,592
22-6338-0002	Pegg Misc. Revolving	0	0.00	0	0.00	0	0	0	6,000	6,000
22-6338-0005	SNR - Ferraro Vehicles	0	0.00	0	0.00	0	0	0	6,000	6,000
22-6338-0008	SNR Sales Revolving	0	0.00	0	0.00	0	0	0	90,000	90,000
22-6338-0009	NMNP Revolving	0	0.00	0	0.00	0	0	0	50,381	50,381
22-6338-0012	HPRCC EXT Revolving-Mahmood	0	0.00	15,750	0.25	5,009	0	20,759	64,537	85,296
22-6338-3333	SNR Non-Budgeted Positions	16,073	0.20	0	0.00	5,111	0	21,184	88,058	109,242
22-6338-3555	SVY Non-Budgeted Positions	0	0.00	6,651	0.19	2,116	0	8,767	18,731	27,498
22-6340-0001	Southeast Dist Extension Rev Operations	0	0.00	0	0.00	0	0	0	45,000	45,000
22-6340-0005	SE District Co Extension Offices Revolv	0	0.00	0	0.00	0	0	0	350,000	350,000
22-6340-1999	SE District Non-Budgeted Positions	0	0.00	0	0.00	0	0	0	33,840	33,840
22-6340-3306	SE District Crop Mgmt Diag Clinic	0	0.00	46,202	1.00	14,692	0	60,894	12,927	73,821
22-6341-0001	Northeast Cnt-Extension Revolving	0	0.00	0	0.00	0	0	0	30,048	30,048
22-6341-0004	NEREC-Beef Home Study	0	0.00	0	0.00	0	0	0	2,000	2,000
22-6341-0006	NEREC Extension Educator Revolving	0	0.00	0	0.00	0	0	0	275,000	275,000
22-6341-0007	NEREC Interlocal Burt	0	0.00	47,042	1.00	14,960	0	62,002	0	62,002
22-6341-0008	NEREC Interlocal Cuming	0	0.00	37,138	1.00	11,810	0	48,948	1,051	49,999
22-6341-0009	NEREC Interlocal Holt	0	0.00	37,512	1.00	11,930	0	49,442	1,055	50,497
22-6341-0011	NEREC Interlocal Madison	0	0.00	44,844	1.00	14,261	0	59,105	0	59,105
22-6341-1020	NEREC-ER-Heemstra	0	0.00	0	0.00	0	0	0	71,690	71,690
22-6342-0001	West Central Center Exten Operations	0	0.00	0	0.00	0	0	0	157,461	157,461
22-6342-0002	West Central Cnt-Crop Testing	0	0.00	9,600	0.00	3,053	0	12,653	44,836	57,489
22-6342-0004	WCREC Ranch Practicum	0	0.00	0	0.00	0	0	0	20,624	20,624
22-6342-0006	WCREC Variety Testing	0	0.00	0	0.00	0	0	0	35,000	35,000
22-6342-0007	WCREC Extension Educator Revolving	0	0.00	0	0.00	0	0	0	350,000	350,000
22-6342-0008	Mobile Training Center	0	0.00	0	0.00	0	0	0	2,000	2,000
22-6342-1023	WCREC Interlocal Buffalo	0	0.00	0	0.00	0	0	0	35,861	35,861
22-6342-1024	WCREC Interlocal Phelps	0	0.00	24,304	0.65	7,728	0	32,032	46,603	78,635
22-6342-1025	WCREC Interlocal Gosper	0	0.00	0	0.00	0	0	0	23,189	23,189
22-6342-1027	WCREC Interlcl-Furnas/Harlan	0	0.00	0	0.00	0	0	0	34,680	34,680
22-6343-0001	PREC- General Extension	0	0.00	48,000	1.00	15,264	0	63,264	2,000	65,264
22-6343-0002	Panhandle Center Extension User Fees	0	0.00	0	0.00	0	0	0	210,000	210,000
22-6343-0005	PREC Crop Management Workshop	0	0.00	0	0.00	0	0	0	10,000	10,000
22-6343-0009	PREC Western NE Early Childhood Conf	0	0.00	0	0.00	0	0	0	9,000	9,000
22-6343-0010	PREC Range Beef Cow Symposium	0	0.00	0	0.00	0	0	0	1,000	1,000
22-6343-0011	PREC ECommerce Ext Program Statewide IT	0	0.00	0	0.00	0	0	0	4,000	4,000
22-6343-0012	PREC SMD Computer Support	0	0.00	0	0.00	0	0	0	4,000	4,000
22-6343-0013	PHREC Extension Educator Revolving	0	0.00	0	0.00	0	0	0	350,000	350,000
22-6343-0014	PREC Interlocal Sheridan	0	0.00	14,326	0.40	4,555	0	18,881	12,478	31,359
22-6343-0015	PREC Interlocal-Kimb/Bann/Chey	0	0.00	36,443	1.00	11,588	0	48,031	17,484	65,515
22-6343-0016	PREC Interlocal-Dawes	0	0.00	36,443	1.00	11,588	0	48,031	19,249	67,280
22-6343-0017	PREC Interlocal-Scottsbluff	0	0.00	46,893	1.00	14,912	0	61,805	3,000	64,805
22-6343-0018	PREC Interlocal - Sioux	0	0.00	0	0.00	0	0	0	67,916	67,916
22-6343-0019	PREC Interlocal - Bayard Schools	0	0.00	0	0.00	0	0	0	17,687	17,687
22-6343-0023	PH-Educ Support Fund	0	0.00	0	0.00	0	0	0	5,000	5,000
22-6343-0026	PREC Interlocal-Box Butte	0	0.00	37,482	1.00	11,919	0	49,401	0	49,401
22-6343-1008	PREC UF - Director	935	0.01	0	0.00	298	0	1,233	0	1,233
22-6347-0001	Metro Dist Extension Revolv Operations	0	0.00	0	0.00	0	0	0	27,000	27,000
22-6347-0003	Metro Dist Co Extension Offices Revolv	0	0.00	0	0.00	0	0	0	225,000	225,000
22-6347-1999	Metro Dist Non-Budgeted Positions	0	0.00	0	0.00	0	0	0	39,659	39,659
22-6347-3018	Metro-Karen Wobig (Lancaster)	0	0.00	0	0.00	0	0	0	35,816	35,816

COST OBJECT LISTING BY SUB PROGRAM
2020-2021GENERAL OPERATING BUDGET
UNIVERSITY OF NEBRASKA - LINCOLN
INSTITUTE OF AGRICULTURE AND NATURAL RESOURCES

SUBPROGRAM #/NAME: 63 Cooperative Extension Service

IANR-State General Fund-715 Revolving/Designated

COST OBJECT		FACULTY Dollar	FACULTY FTE	NON FACULTY Dollar	NON FACULTY FTE	EMPLOYEE BENEFITS	PERSONAL SERVICE CREDITS	TOTAL PERSONAL SERVICES	TOTAL OPERATING EXPENSES	TOTAL
22-6361-0001	Center for Grassland Studies Ext Opers	0	0.00	0	0.00	0	0	0	16,000	16,000
22-6364-0001	NE LTAP-PY def	0	0.00	385,675	7.00	122,645	0	508,320	227,056	735,376
22-6370-0001	ENREC Extension Rev Operations	0	0.00	0	0.00	0	0	0	65,000	65,000
22-6370-0006	ENREC Mobile Beef Lab SC	0	0.00	0	0.00	0	0	0	3,500	3,500
22-6370-0007	ENREC Mobile Sci Lab SC	0	0.00	0	0.00	0	0	0	6,500	6,500
22-6370-0008	ENREC-CoParenting Successful Kids (CPSK)	33,061	0.50	30,299	0.80	20,149	0	83,509	52,000	135,509
22-6370-1003	ENREC-Interlocal Lancaster Co	0	0.00	218,541	5.00	69,497	0	288,038	0	288,038
22-6370-1005	ENREC-Interlocal Nemaha Co	0	0.00	36,461	1.00	11,594	0	48,055	0	48,055
22-6370-1006	ENREC-Interlocal Richardson Co	0	0.00	38,393	1.00	12,208	0	50,601	0	50,601
22-6370-1007	ENREC-Interlocal Fillmore Co	0	0.00	7,427	0.20	2,361	0	9,788	0	9,788
22-6370-1008	ENREC-Interlocal Butler Co	25,532	0.40	0	0.00	8,119	0	33,651	0	33,651
22-6370-1009	ENREC-Interlocal Seward Co	0	0.00	0	0.00	0	0	0	66,743	66,743
22-6370-1010	ENREC-Interlocal Saunders Co	0	0.00	37,380	1.00	11,886	0	49,266	0	49,266
22-6370-1011	ENREC-Interlocal Washington Co	0	0.00	37,141	1.00	11,810	0	48,951	37,129	86,080
22-6370-1012	ENREC-Interlocal Polk Co	0	0.00	19,833	0.40	6,306	0	26,139	0	26,139
	TOTAL	**308,191**	**4.59**	**2,106,000**	**51.39**	**767,711**	**0**	**3,181,902**	**5,283,762**	**8,465,664**

UNL-Federal Advance-717 Federal/Restricted

COST OBJECT		FACULTY Dollar	FACULTY FTE	NON FACULTY Dollar	NON FACULTY FTE	EMPLOYEE BENEFITS	PERSONAL SERVICE CREDITS	TOTAL PERSONAL SERVICES	TOTAL OPERATING EXPENSES	TOTAL
25-6309-0004120	EFNEP Hall/Adams	26,130	0.35	133,095	3.50	43,627	0	202,852	0	202,852
25-6309-0004220	EFNEP Lancaster	58,388	1.00	44,560	1.25	28,208	0	131,156	0	131,156
25-6309-0004320	EFNEP Nutritional Sciences	47,853	0.60	9,182	0.27	15,627	0	72,662	0	72,662
25-6309-0004420	EFNEP Douglas	43,706	0.60	103,314	2.50	40,284	0	187,304	0	187,304
25-6309-0004520	EFNEP Platte	0	0.00	37,042	1.00	10,149	0	47,191	0	47,191
25-6309-0061220	SN Disaster Management Coordinator	29,629	0.45	0	0.00	8,119	0	37,748	0	37,748
25-6309-0065220	SL Raising Nebraska Ext Asst	0	0.00	40,185	1.00	11,011	0	51,196	0	51,196
25-6309-0067220	SL Assoc Educator - Mueller	32,920	0.50	0	0.00	9,020	0	41,940	0	41,940
25-6312-0002219	SL Community Vitality-RFI	0	0.00	31,238	0.25	8,559	0	39,797	0	39,797
25-6321-0398001	NIFA NE AgrAbility 2018-2022	4,802	0.05	0	0.00	1,316	0	6,118	0	6,118
25-6322-0665220	SL Invasive Weeds Ext Educator	66,391	1.00	0	0.00	18,191	0	84,582	0	84,582
25-6322-0769220	SL State Master Gardener	62,572	1.00	0	0.00	17,146	0	79,718	0	79,718
25-6324-0150002	NIFA No Cntrl Rsk Mgt Ed-Admin	0	0.00	46,011	1.00	12,607	0	58,618	0	58,618
25-6324-0196001	USDA RD Develop Economic Improvements	12,616	0.19	0	0.00	3,457	0	16,073	0	16,073
25-6328-0300001	USDA NIFA Beginning Beekeeping Farmers	0	0.00	38,760	1.00	10,620	0	49,380	0	49,380
25-6329-0058220	SL 4-H Porgram Management	0	0.00	35,816	1.00	9,813	0	45,629	0	45,629
25-6340-0295220	SL Agriculture Systems Economist-SREC	61,234	1.00	0	0.00	16,778	0	78,012	0	78,012
25-6341-0233220	SL Agriculture Systems Economist-NEREC	71,270	1.00	0	0.00	19,528	0	90,798	0	90,798
25-6342-0229220	SL Agriculture Systems Economist-WCREC	84,900	1.00	0	0.00	23,262	0	108,162	0	108,162
25-6343-0421220	SL PREC Water Management Project	66,437	1.00	0	0.00	18,204	0	84,641	0	84,641
25-6343-0465220	SL Agriculture Systems Economist-PREC	76,080	1.00	0	0.00	20,846	0	96,926	0	96,926
25-6343-0539220	SL Project Coordinator-PREC	0	0.00	37,684	1.00	10,326	0	48,010	0	48,010
25-6343-0564001	USDA Grazing Land Monit/Eval Coop	0	0.00	43,000	1.00	11,782	0	54,782	0	54,782
	TOTAL	**744,928**	**10.74**	**599,887**	**14.77**	**368,480**	**0**	**1,713,295**	**0**	**1,713,295**

UNL-Trust-Grant/Cont/Loan/End-718 Trust/Restricted

COST OBJECT		FACULTY Dollar	FACULTY FTE	NON FACULTY Dollar	NON FACULTY FTE	EMPLOYEE BENEFITS	PERSONAL SERVICE CREDITS	TOTAL PERSONAL SERVICES	TOTAL OPERATING EXPENSES	TOTAL
26-6336-0118004	CHE Choose Healthy Here YR 3	11,648	0.20	0	0.00	2,574	0	14,222	0	14,222
26-6336-0126002	IPAS NE HHS SNAP ED ADMINISTRATION 2	304,468	4.55	608,502	15.05	201,767	0	1,114,737	0	1,114,737

COST OBJECT LISTING BY SUB PROGRAM
2020-2021GENERAL OPERATING BUDGET
UNIVERSITY OF NEBRASKA - LINCOLN
INSTITUTE OF AGRICULTURE AND NATURAL RESOURCES

SUBPROGRAM #/NAME: 63 Cooperative Extension Service

UNL-Trust-Grant/Cont/Loan/End-718 Trust/Restricted

COST OBJECT		FACULTY Dollar	FACULTY FTE	NON FACULTY Dollar	NON FACULTY FTE	EMPLOYEE BENEFITS	PERSONAL SERVICE CREDITS	TOTAL PERSONAL SERVICES	TOTAL OPERATING EXPENSES	TOTAL
26-6338-0842003	NDEQ Water Quality Liaison II-yr 3	31,483	0.50	0	0.00	6,958	0	38,441	0	38,441
26-6341-0253001	NE Children Rural ELO Specialist	59,675	1.00	0	0.00	13,189	0	72,864	0	72,864
26-6341-0261001	NRD Bazile Extension Educator MOU	43,312	0.75	0	0.00	9,572	0	52,884	0	52,884
27-6313-0002001	Sci Lit Farm Credit Services	0	0.00	49,349	1.00	10,905	0	60,254	0	60,254
27-6320-0025001	NE Human Resources Research Fdn	0	0.00	50,369	0.50	11,131	0	61,500	0	61,500
	TOTAL	**450,586**	**7.00**	**708,220**	**16.55**	**256,096**	**0**	**1,414,902**	**0**	**1,414,902**

UNL-Auxiliary-719 Auxiliaries & Services/Restricted

COST OBJECT		FACULTY Dollar	FACULTY FTE	NON FACULTY Dollar	NON FACULTY FTE	EMPLOYEE BENEFITS	PERSONAL SERVICE CREDITS	TOTAL PERSONAL SERVICES	TOTAL OPERATING EXPENSES	TOTAL
23-6322-0005	Agro Crop Protection	0	0.00	0	0.00	0	0	0	90,000	90,000
23-6322-0011	Agro Ogg Fee for Services	0	0.00	58,074	1.00	18,467	0	76,541	20,000	96,541
23-6324-0001	AgEcon Extension Aux-Nebr Farm Bus. Inc	0	0.00	39,205	0.75	12,467	0	51,672	24,891	76,563
23-6324-0002	AgEcon-Buy Fresh Buy Local	0	0.00	70,088	1.80	22,288	0	92,376	0	92,376
23-6335-0002	Plant Path Pest Diag	0	0.00	1,563	0.00	498	0	2,061	6,500	8,561
23-6343-0001	PREC Aux-Elliott Bldg	0	0.00	0	0.00	0	0	0	10,000	10,000
23-6343-0003	PREC High Plains Ranch Practicum	0	0.00	0	0.00	0	0	0	4,000	4,000
23-6343-0005	Plant Pathology Auxiliary Services	0	0.00	0	0.00	0	0	0	5,000	5,000
23-6343-0006	State of Beef Conference	0	0.00	0	0.00	0	0	0	20,000	20,000
	TOTAL	**0**	**0.00**	**168,930**	**3.55**	**53,720**	**0**	**222,650**	**180,391**	**403,041**
	SUB PROGRAM TOTAL	**19,737,193**	**246**	**9,623,316**	**172**	**8,946,609**	**0**	**38,307,118**	**7,098,545**	**45,405,663**

SUBPROGRAM #/NAME: 64 NE Innovation Campus

IANR-State General Fund-715 State & University Generated/Unrestricted

COST OBJECT		FACULTY Dollar	FACULTY FTE	NON FACULTY Dollar	NON FACULTY FTE	EMPLOYEE BENEFITS	PERSONAL SERVICE CREDITS	TOTAL PERSONAL SERVICES	TOTAL OPERATING EXPENSES	TOTAL
21-6403-0001	GIC Operating	0	0.00	60,945	1.00	18,832	0	79,777	0	79,777
	TOTAL	**0**	**0.00**	**60,945**	**1.00**	**18,832**	**0**	**79,777**	**0**	**79,777**

IANR-State General Fund-715 Revolving/Designated

COST OBJECT		FACULTY Dollar	FACULTY FTE	NON FACULTY Dollar	NON FACULTY FTE	EMPLOYEE BENEFITS	PERSONAL SERVICE CREDITS	TOTAL PERSONAL SERVICES	TOTAL OPERATING EXPENSES	TOTAL
22-6403-0003	GIC Phenotyping Srv Cnt	0	0.00	40,809	1.00	12,977	0	53,786	0	53,786
	TOTAL	**0**	**0.00**	**40,809**	**1.00**	**12,977**	**0**	**53,786**	**0**	**53,786**
	SUB PROGRAM TOTAL	**0**	**0**	**101,754**	**2**	**31,809**	**0**	**133,563**	**0**	**133,563**

SUBPROGRAM #/NAME: 65 Nebraska Forest Service

IANR-State General Fund-715 State & University Generated/Unrestricted

COST OBJECT		FACULTY Dollar	FACULTY FTE	NON FACULTY Dollar	NON FACULTY FTE	EMPLOYEE BENEFITS	PERSONAL SERVICE CREDITS	TOTAL PERSONAL SERVICES	TOTAL OPERATING EXPENSES	TOTAL
21-6553-0001	Nebr Forest Service - Operating	645,342	7.60	874,544	16.50	469,646	0	1,989,532	1,089,388	3,078,920
	TOTAL	**645,342**	**7.60**	**874,544**	**16.50**	**469,646**	**0**	**1,989,532**	**1,089,388**	**3,078,920**

COST OBJECT LISTING BY SUB PROGRAM
2020-2021GENERAL OPERATING BUDGET
UNIVERSITY OF NEBRASKA - LINCOLN
INSTITUTE OF AGRICULTURE AND NATURAL RESOURCES

SUBPROGRAM #/NAME: 65 Nebraska Forest Service

IANR-State General Fund-715 Revolving/Designated

COST OBJECT		FACULTY Dollar	FACULTY FTE	NON FACULTY Dollar	NON FACULTY FTE	EMPLOYEE BENEFITS	PERSONAL SERVICE CREDITS	TOTAL PERSONAL SERVICES	TOTAL OPERATING EXPENSES	TOTAL
22-6553-0001	NFS-Misc Revolving	0	0.00	0	0.00	0	0	0	1,000	1,000
22-6553-0002	Spec Forest Projects/Con Ed Books	0	0.00	0	0.00	0	0	0	6,000	6,000
22-6553-0003	NFS-Horning Farm	0	0.00	0	0.00	0	0	0	20,000	20,000
22-6553-0004	NFS-Smokey Materials	0	0.00	0	0.00	0	0	0	10,000	10,000
22-6553-0006	NFS-Vehicles	0	0.00	0	0.00	0	0	0	35,000	35,000
22-6553-0007	NFS-Wildland Fire Dispatch	0	0.00	0	0.00	0	0	0	20,000	20,000
	TOTAL	**0**	**0.00**	**0**	**0.00**	**0**	**0**	**0**	**92,000**	**92,000**

UNL-Federal Advance-717 Federal/Restricted

COST OBJECT		FACULTY Dollar	FACULTY FTE	NON FACULTY Dollar	NON FACULTY FTE	EMPLOYEE BENEFITS	PERSONAL SERVICE CREDITS	TOTAL PERSONAL SERVICES	TOTAL OPERATING EXPENSES	TOTAL
25-6553-0001001	FS Cooperative Forestry Programs	125,321	1.60	794,920	15.35	252,146	0	1,172,387	0	1,172,387
25-6553-0060001	USDA FS 2015 Forestry Major	74,029	1.00	0	0.00	20,284	0	94,313	0	94,313
25-6553-0079001	NRCS Agroforestry Technical Assistance	65,000	1.00	0	0.00	17,810	0	82,810	0	82,810
	TOTAL	**264,350**	**3.60**	**794,920**	**15.35**	**290,240**	**0**	**1,349,510**	**0**	**1,349,510**

UNL-Trust-Grant/Cont/Loan/End-718 Trust/Restricted

COST OBJECT		FACULTY Dollar	FACULTY FTE	NON FACULTY Dollar	NON FACULTY FTE	EMPLOYEE BENEFITS	PERSONAL SERVICE CREDITS	TOTAL PERSONAL SERVICES	TOTAL OPERATING EXPENSES	TOTAL
26-6553-0001001	Lower Platte South Nrd	0	0.00	22,669	0.40	5,009	0	27,678	0	27,678
26-6553-0002001	Lower Loup Nrd	32,636	0.40	0	0.00	7,213	0	39,849	0	39,849
26-6553-0067001	OSU Expand Hazelnut Product	0	0.00	74,820	2.00	16,536	0	91,356	0	91,356
27-6553-0064001	NE FOREST SERVICE	0	0.00	42,500	1.00	9,394	0	51,894	0	51,894
	TOTAL	**32,636**	**0.40**	**139,989**	**3.40**	**38,152**	**0**	**210,777**	**0**	**210,777**

UNL-Auxiliary-719 Auxiliaries & Services/Restricted

COST OBJECT		FACULTY Dollar	FACULTY FTE	NON FACULTY Dollar	NON FACULTY FTE	EMPLOYEE BENEFITS	PERSONAL SERVICE CREDITS	TOTAL PERSONAL SERVICES	TOTAL OPERATING EXPENSES	TOTAL
23-6553-0002	Nebr Forest Service Fire Shop	0	0.00	46,692	1.00	14,848	0	61,540	43,637	105,177
23-6553-0003	NFS-Wildland Fire Academy	0	0.00	0	0.00	0	0	0	20,000	20,000
	TOTAL	**0**	**0.00**	**46,692**	**1.00**	**14,848**	**0**	**61,540**	**63,637**	**125,177**
	SUB PROGRAM TOTAL	**942,328**	**12**	**1,856,145**	**36**	**812,886**	**0**	**3,611,359**	**1,245,025**	**4,856,384**

SUBPROGRAM #/NAME: 66 Other IANR

IANR-State General Fund-715 State & University Generated/Unrestricted

COST OBJECT		FACULTY Dollar	FACULTY FTE	NON FACULTY Dollar	NON FACULTY FTE	EMPLOYEE BENEFITS	PERSONAL SERVICE CREDITS	TOTAL PERSONAL SERVICES	TOTAL OPERATING EXPENSES	TOTAL
21-6601-0001	IANR VC-General Operating	0	0.00	1,326,948	9.00	410,026	0	1,736,974	38,929	1,775,903
21-6601-0002	IANR VC-Institute Wide Activities	0	0.00	408,947	5.00	126,364	0	535,311	220,613	755,924
21-6601-0003	IANR VC-Postage	0	0.00	0	0.00	0	0	0	8,150	8,150
21-6601-0004	IANR VC-External Organizations	0	0.00	0	0.00	0	0	0	9,000	9,000
21-6601-0005	IANR VC-Farm Foundation	0	0.00	0	0.00	0	0	0	5,000	5,000
21-6601-0006	IANR VC-Special Events	0	0.00	0	0.00	0	0	0	29,000	29,000
21-6601-0007	IANR VC-Professorships	30,000	0.00	0	0.00	9,270	0	39,270	0	39,270
21-6601-0010	IANR VC-Faculty Activites	0	0.00	0	0.00	0	0	0	10,270	10,270
21-6603-0001	IANR-Utilities	0	0.00	0	0.00	0	0	0	783,024	783,024
21-6603-0003	IANR Self Insurance	0	0.00	0	0.00	0	0	0	685,167	685,167

COST OBJECT LISTING BY SUB PROGRAM
2020-2021GENERAL OPERATING BUDGET
UNIVERSITY OF NEBRASKA - LINCOLN
INSTITUTE OF AGRICULTURE AND NATURAL RESOURCES

SUBPROGRAM #/NAME: 66 Other IANR

IANR-State General Fund-715 State & University Generated/Unrestricted

COST OBJECT		FACULTY Dollar	FACULTY FTE	NON FACULTY Dollar	NON FACULTY FTE	EMPLOYEE BENEFITS	PERSONAL SERVICE CREDITS	TOTAL PERSONAL SERVICES	TOTAL OPERATING EXPENSES	TOTAL
21-6603-0008	IANR Prof Developement Fund	0	0.00	0	0.00	0	0	0	117,404	117,404
21-6614-0001	Workers/Unemployment Comp	0	0.00	0	0.00	284,237	0	284,237	0	284,237
21-6616-0001	IANR Finance And Personnel	0	0.00	1,042,125	13.95	-5,652,507	0	-4,610,382	21,889	-4,588,493
21-6616-0002	IANR F&P-Talent Mgm	0	0.00	61,671	1.00	19,058	0	80,729	0	80,729
21-6616-0003	IANR F&P-Business Operations	-156,543	0.00	0	0.00	-48,370	0	-204,913	83,338	-121,575
21-6617-0001	Filley Hall Business Center	0	0.00	270,084	6.00	83,459	0	353,543	5,110	358,653
21-6617-0002	Natural Resources Business Center	0	0.00	363,202	6.80	112,229	0	475,431	6,371	481,802
21-6617-0003	Beadle Business Center	0	0.00	240,114	4.66	74,196	0	314,310	27,137	341,447
21-6617-0004	AEM Business Center	0	0.00	330,093	6.55	101,999	0	432,092	0	432,092
21-6617-0005	AVE Business Center	0	0.00	448,534	8.75	138,597	0	587,131	0	587,131
21-6617-0006	HAPPI Business Center	0	0.00	234,300	4.83	72,401	0	306,701	0	306,701
21-6617-0007	NE Innov Campus (NIC) Business Center	0	0.00	191,085	4.00	59,046	0	250,131	0	250,131
21-6617-0008	Greater NE Business Center	0	0.00	874,979	18.40	270,370	0	1,145,349	0	1,145,349
21-6633-0001	Nebraska LEAD Program	0	0.00	132,421	1.00	40,918	0	173,339	0	173,339
21-6649-0001	EMED-Program Resources	0	0.00	889,877	14.96	274,972	0	1,164,849	193,923	1,358,772
21-6699-0001	Budget Adjustment Permanent Bud Adjust	5,544,484	36.93	147,940	0.20	1,399,108	0	7,091,532	0	7,091,532
21-6699-0004	Budget Adjustment Sub Prog Alloc Bal Fw	9,696,718	0.00	0	0.00	1,881,664	0	11,578,382	0	11,578,382
	TOTAL	**15,114,659**	**36.93**	**6,962,320**	**105.10**	**-342,963**	**0**	**21,734,016**	**2,244,325**	**23,978,341**

IANR-State General Fund-715 Revolving/Designated

COST OBJECT		FACULTY Dollar	FACULTY FTE	NON FACULTY Dollar	NON FACULTY FTE	EMPLOYEE BENEFITS	PERSONAL SERVICE CREDITS	TOTAL PERSONAL SERVICES	TOTAL OPERATING EXPENSES	TOTAL
22-6603-0001	IANR VC-General Activites	0	0.00	0	0.00	0	0	0	-22,010,549	-22,010,549
22-6603-0005	IANR Unit Admin Dev	0	0.00	0	0.00	0	0	0	15,000	15,000
22-6603-0006	IANR General Operating	0	0.00	0	0.00	0	0	0	75,000	75,000
22-6616-0001	IANR F&P Operations	0	0.00	0	0.00	0	0	0	36,000	36,000
22-6617-0003	Beadle Bus Cntr-Receiving Stock Room	0	0.00	5,026	0.12	1,598	0	6,624	0	6,624
22-6617-0008	IANR Bus Off-GNBC	0	0.00	0	0.00	0	0	0	7,153	7,153
22-6617-3337	NIC BC-Non Budgeted Positions	0	0.00	40,668	1.00	12,933	0	53,601	0	53,601
22-6638-0001	Nebraska Statewide Arboretum General	0	0.00	328,269	6.75	104,389	0	432,658	70,794	503,452
22-6649-0001	EMED Service Center	0	0.00	25,440	1.75	8,089	0	33,529	1,635,819	1,669,348
22-6649-1110	EMED SC-Administrative	0	0.00	44,720	1.00	14,221	0	58,941	54,876	113,817
22-6649-1130	EMED SC-Electronic Media	0	0.00	48,960	1.00	15,569	0	64,529	54,876	119,405
22-6656-0004	Bldg Repr & Maint-Def Maint	0	0.00	0	0.00	0	0	0	1,400,000	1,400,000
	TOTAL	**0**	**0.00**	**493,083**	**11.62**	**156,799**	**0**	**649,882**	**-18,661,031**	**-18,011,149**

IANR-State General Fund-715 Cash & Student Contracts/Designated

COST OBJECT		FACULTY Dollar	FACULTY FTE	NON FACULTY Dollar	NON FACULTY FTE	EMPLOYEE BENEFITS	PERSONAL SERVICE CREDITS	TOTAL PERSONAL SERVICES	TOTAL OPERATING EXPENSES	TOTAL
21-6699-4007	Budget Adjustment Unalloc F&A	0	0.00	0	0.00	0	0	0	1,600,000	1,600,000
	TOTAL	**0**	**0.00**	**0**	**0.00**	**0**	**0**	**0**	**1,600,000**	**1,600,000**

UNL-Trust-Grant/Cont/Loan/End-718 Trust/Restricted

COST OBJECT		FACULTY Dollar	FACULTY FTE	NON FACULTY Dollar	NON FACULTY FTE	EMPLOYEE BENEFITS	PERSONAL SERVICE CREDITS	TOTAL PERSONAL SERVICES	TOTAL OPERATING EXPENSES	TOTAL
26-6601-0010001	UNL RICA	96,095	1.00	0	0.00	21,236	0	117,331	0	117,331
26-6601-0011001	UNL RICA-OPEX	0	0.00	49,750	1.00	10,995	0	60,745	0	60,745
27-6601-0001002	Harlan Vice Chancellorship	15,000	0.00	0	0.00	3,315	0	18,315	0	18,315
27-6601-0013001	IANR VC Life Sciences-Larkins	50,000	0.00	0	0.00	11,050	0	61,050	0	61,050

COST OBJECT LISTING BY SUB PROGRAM
2020-2021GENERAL OPERATING BUDGET
UNIVERSITY OF NEBRASKA - LINCOLN
INSTITUTE OF AGRICULTURE AND NATURAL RESOURCES

SUBPROGRAM #/NAME: 66 Other IANR

UNL-Trust-Grant/Cont/Loan/End-718 Trust/Restricted

COST OBJECT		FACULTY Dollar	FACULTY FTE	NON FACULTY Dollar	NON FACULTY FTE	EMPLOYEE BENEFITS	PERSONAL SERVICE CREDITS	TOTAL PERSONAL SERVICES	TOTAL OPERATING EXPENSES	TOTAL
27-6633-0001001	Nebr Leadership Training	0	0.00	56,558	1.50	12,500	0	69,058	0	69,058
	TOTAL	**161,095**	**1.00**	**106,308**	**2.50**	**59,096**	**0**	**326,499**	**0**	**326,499**

UNL-Auxiliary-719 Auxiliaries & Services/Restricted

COST OBJECT		FACULTY Dollar	FACULTY FTE	NON FACULTY Dollar	NON FACULTY FTE	EMPLOYEE BENEFITS	PERSONAL SERVICE CREDITS	TOTAL PERSONAL SERVICES	TOTAL OPERATING EXPENSES	TOTAL
23-6621-0001	BSE Tractor Test Lab	82,362	0.50	271,492	4.50	112,524	0	466,378	332,197	798,575
23-6621-0002	BSE TTL ROPS Testing	0	0.00	0	0.00	0	0	0	35,000	35,000
23-6621-0003	BSE TTL OECD Translations	0	0.00	0	0.00	0	0	0	1,000	1,000
23-6621-0004	BSE TTL Publications	0	0.00	0	0.00	0	0	0	500	500
23-6621-0005	BSE TTL ISOBUS	0	0.00	0	0.00	0	0	0	25,000	25,000
23-6621-0006	BSE Non Tractor Test	0	0.00	0	0.00	0	0	0	25,000	25,000
23-6697-0001	Agricultural Clearing Finance Office	-93,213	0.00	0	0.00	-29,640	0	-122,853	-427,484	-550,337
	TOTAL	**-10,851**	**0.50**	**271,492**	**4.50**	**82,884**	**0**	**343,525**	**-8,787**	**334,738**
	SUB PROGRAM TOTAL	**15,264,903**	**38**	**7,833,203**	**124**	**-44,184**	**0**	**23,053,922**	**-14,825,493**	**8,228,429**

SUBPROGRAM #/NAME: 68 IANR International Programs

IANR-State General Fund-715 State & University Generated/Unrestricted

COST OBJECT		FACULTY Dollar	FACULTY FTE	NON FACULTY Dollar	NON FACULTY FTE	EMPLOYEE BENEFITS	PERSONAL SERVICE CREDITS	TOTAL PERSONAL SERVICES	TOTAL OPERATING EXPENSES	TOTAL
21-6810-0001	Global Engagement	107,892	1.50	184,182	2.00	90,251	0	382,325	72,790	455,115
21-6812-0001	Rural Futures Institute	0	0.00	433,506	6.75	133,955	0	567,461	324,800	892,261
21-6813-0001	Manufacturing Ext Partnership	0	0.00	51,001	0.42	15,759	0	66,760	0	66,760
	TOTAL	**107,892**	**1.50**	**668,689**	**9.17**	**239,965**	**0**	**1,016,546**	**397,590**	**1,414,136**

IANR-State General Fund-715 Revolving/Designated

COST OBJECT		FACULTY Dollar	FACULTY FTE	NON FACULTY Dollar	NON FACULTY FTE	EMPLOYEE BENEFITS	PERSONAL SERVICE CREDITS	TOTAL PERSONAL SERVICES	TOTAL OPERATING EXPENSES	TOTAL
22-6813-0002	MEP-RVLG (PERM HOLD)	8,498	0.11	398,322	5.08	129,369	0	536,189	0	536,189
	TOTAL	**8,498**	**0.11**	**398,322**	**5.08**	**129,369**	**0**	**536,189**	**0**	**536,189**

UNL-Federal Advance-717 Federal/Restricted

COST OBJECT		FACULTY Dollar	FACULTY FTE	NON FACULTY Dollar	NON FACULTY FTE	EMPLOYEE BENEFITS	PERSONAL SERVICE CREDITS	TOTAL PERSONAL SERVICES	TOTAL OPERATING EXPENSES	TOTAL
25-6813-0010002	NIST MEP Center Nebraska 2019-2025	0	0.00	81,171	1.00	22,240	0	103,411	0	103,411
	TOTAL	**0**	**0.00**	**81,171**	**1.00**	**22,240**	**0**	**103,411**	**0**	**103,411**

UNL-Trust-Grant/Cont/Loan/End-718 Trust/Restricted

COST OBJECT		FACULTY Dollar	FACULTY FTE	NON FACULTY Dollar	NON FACULTY FTE	EMPLOYEE BENEFITS	PERSONAL SERVICE CREDITS	TOTAL PERSONAL SERVICES	TOTAL OPERATING EXPENSES	TOTAL
26-6811-0001001	WFI Daugherty Water for Food Instituite	0	0.00	889,340	5.50	196,544	0	1,085,884	0	1,085,884
26-6811-0001002	WFI Education & Outreach	0	0.00	92,590	2.00	20,463	0	113,053	0	113,053
26-6811-0001005	WFI Scientific & Policy Research	39,173	0.50	247,418	4.25	63,338	0	349,929	0	349,929
26-6811-0001056	WFI - Global Water Prod - MENA	0	0.00	28,448	0.50	6,287	0	34,735	0	34,735
26-6811-0001500	WFI - Nebraska Productivity Report	65,000	1.00	0	0.00	14,365	0	79,365	0	79,365
26-6811-0002001	Water for Food Instituite	45,000	0.00	0	0.00	9,945	0	54,945	0	54,945
26-6813-0009001	Missouri Enter-Food Safety for Heartland	34,763	0.45	0	0.00	7,683	0	42,446	0	42,446

COST OBJECT LISTING BY SUB PROGRAM
2020-2021GENERAL OPERATING BUDGET
UNIVERSITY OF NEBRASKA - LINCOLN
INSTITUTE OF AGRICULTURE AND NATURAL RESOURCES

SUBPROGRAM #/NAME: 68 IANR International Programs

UNL-Trust-Grant/Cont/Loan/End-718 Trust/Restricted

COST OBJECT		FACULTY Dollar	FACULTY FTE	NON FACULTY Dollar	NON FACULTY FTE	EMPLOYEE BENEFITS	PERSONAL SERVICE CREDITS	TOTAL PERSONAL SERVICES	TOTAL OPERATING EXPENSES	TOTAL
27-6815-0001001	Yeutter Institute	58,530	0.70	74,120	0.80	29,317	0	161,967	0	161,967
	TOTAL	**242,466**	**2.65**	**1,331,916**	**13.05**	**347,942**	**0**	**1,922,324**	**0**	**1,922,324**
	SUB PROGRAM TOTAL	**358,856**	**4**	**2,480,098**	**28**	**739,516**	**0**	**3,578,470**	**397,590**	**3,976,060**

SUBPROGRAM #/NAME: 74 Agency Funds

UNL-Federal Advance-717 Federal/Restricted

COST OBJECT		FACULTY Dollar	FACULTY FTE	NON FACULTY Dollar	NON FACULTY FTE	EMPLOYEE BENEFITS	PERSONAL SERVICE CREDITS	TOTAL PERSONAL SERVICES	TOTAL OPERATING EXPENSES	TOTAL
25-7408-0001001	ARS RLH MARC	0	0.00	0	0.00	0	0	0	4,500	4,500
25-7408-0002001	RLH MARC-Resale & Reuse	0	0.00	0	0.00	0	0	0	788,163	788,163
	TOTAL	**0**	**0.00**	**0**	**0.00**	**0**	**0**	**0**	**792,663**	**792,663**
	SUB PROGRAM TOTAL	**0**	**0**	**0**	**0**	**0**	**0**	**0**	**792,663**	**792,663**

SUBPROGRAM #/NAME: 98 Company Balance Sheets

UNL-Federal Letter of Credit-716 Federal/Restricted

COST OBJECT		FACULTY Dollar	FACULTY FTE	NON FACULTY Dollar	NON FACULTY FTE	EMPLOYEE BENEFITS	PERSONAL SERVICE CREDITS	TOTAL PERSONAL SERVICES	TOTAL OPERATING EXPENSES	TOTAL
24-9879-0020	IANR Budget Adjustments	534,312	0.00	0	0.00	146,401	0	680,713	3,851,268	4,531,981
	TOTAL	**534,312**	**0.00**	**0**	**0.00**	**146,401**	**0**	**680,713**	**3,851,268**	**4,531,981**

UNL-Federal Advance-717 Federal/Restricted

COST OBJECT		FACULTY Dollar	FACULTY FTE	NON FACULTY Dollar	NON FACULTY FTE	EMPLOYEE BENEFITS	PERSONAL SERVICE CREDITS	TOTAL PERSONAL SERVICES	TOTAL OPERATING EXPENSES	TOTAL
25-9879-0020	IANR Budget Adjustments	1,347,760	0.00	0	0.00	369,288	0	1,717,048	20,467,434	22,184,482
25-9879-7410	IANR Budget Adjustments-Agency	0	0.00	0	0.00	0	0	0	566,048	566,048
	TOTAL	**1,347,760**	**0.00**	**0**	**0.00**	**369,288**	**0**	**1,717,048**	**21,033,482**	**22,750,530**

UNL-Trust-Grant/Cont/Loan/End-718 Trust/Restricted

COST OBJECT		FACULTY Dollar	FACULTY FTE	NON FACULTY Dollar	NON FACULTY FTE	EMPLOYEE BENEFITS	PERSONAL SERVICE CREDITS	TOTAL PERSONAL SERVICES	TOTAL OPERATING EXPENSES	TOTAL
26-9879-0020	IANR Budget Adjustments	1,593,333	0.00	0	0.00	352,127	0	1,945,460	11,263,767	13,209,227
27-9879-0020	IANR Budget Adjustments	85,387	0.00	0	0.00	18,870	0	104,257	10,958,675	11,062,932
	TOTAL	**1,678,720**	**0.00**	**0**	**0.00**	**370,997**	**0**	**2,049,717**	**22,222,442**	**24,272,159**
	SUB PROGRAM TOTAL	**3,560,792**	**0**	**0**	**0**	**886,686**	**0**	**4,447,478**	**47,107,192**	**51,554,670**

COST OBJECT LISTING BY SUB PROGRAM
2020-2021GENERAL OPERATING BUDGET
NEBRASKA COLLEGE OF TECHNICAL AGRICULTURE

SUBPROGRAM #/NAME: 67 Nebraska College of Technical Agriculture

NCTA-State General Fund-713 State & University Generated/Unrestricted

COST OBJECT		FACULTY Dollar	FACULTY FTE	NON FACULTY Dollar	NON FACULTY FTE	EMPLOYEE BENEFITS	PERSONAL SERVICE CREDITS	TOTAL PERSONAL SERVICES	TOTAL OPERATING EXPENSES	TOTAL
21-6730-0010	Admin-Dean Operations	0	0.00	413,770	4.00	127,440	0	541,210	0	541,210
21-6730-0020	Admin-Business Operations	0	0.00	113,789	2.20	35,048	0	148,837	36,937	185,774
21-6730-0030	Admin-Overhead	0	0.00	0	0.00	0	0	0	20,755	20,755
21-6730-0301	Admin-Utilities	0	0.00	0	0.00	0	0	0	520,229	520,229
21-6740-0010	Instruction	1,155,701	13.50	105,364	2.70	388,409	0	1,649,474	0	1,649,474
21-6750-0010	Student Services	0	0.00	274,574	6.32	84,567	0	359,141	0	359,141
21-6760-0010	Fac Operations	0	0.00	45,713	1.05	14,081	0	59,794	0	59,794
21-6760-0011	Fac Oper-Custodial	0	0.00	147,803	4.50	45,525	0	193,328	0	193,328
21-6770-0010	Experiential Learning Operations	0	0.00	24,350	0.50	7,500	0	31,850	0	31,850
21-6799-0001	Budget Adjustment Permanent Bdgt Adj	493,667	3.52	54,162	0.00	95,450	0	643,279	376,986	1,020,265
	TOTAL	**1,649,368**	**17.02**	**1,179,525**	**21.27**	**798,020**	**0**	**3,626,913**	**954,907**	**4,581,820**

NCTA-State General Fund-713 Revolving/Designated

COST OBJECT		FACULTY Dollar	FACULTY FTE	NON FACULTY Dollar	NON FACULTY FTE	EMPLOYEE BENEFITS	PERSONAL SERVICE CREDITS	TOTAL PERSONAL SERVICES	TOTAL OPERATING EXPENSES	TOTAL
22-6730-0011	Admin-Student Fees	0	0.00	0	0.00	0	0	0	11,536	11,536
22-6730-0020	Admin-Business Operations	0	0.00	0	0.00	0	0	0	2,500	2,500
22-6730-0030	Admin-General Institution	0	0.00	0	0.00	0	0	0	5,000	5,000
22-6730-0031	Admin-Transportation Activities	0	0.00	0	0.00	0	0	0	10,000	10,000
22-6730-0040	Admin-Information Systems	0	0.00	0	0.00	0	0	0	5,000	5,000
22-6740-0010	Instr-Agribusiness Mgm	0	0.00	0	0.00	0	0	0	3,300	3,300
22-6740-0020	Instr-Ag Production	0	0.00	0	0.00	0	0	0	20,000	20,000
22-6740-0030	Instr-Vet Technology	0	0.00	0	0.00	0	0	0	1,000	1,000
22-6740-0040	Instr-Agronomy	0	0.00	0	0.00	0	0	0	2,500	2,500
22-6740-0050	Instr-General Ed	0	0.00	0	0.00	0	0	0	2,500	2,500
22-6750-0010	Student Services	0	0.00	0	0.00	0	0	0	7,500	7,500
22-6750-0011	Student Activities	0	0.00	0	0.00	0	0	0	10,020	10,020
22-6750-0020	Stdt Srv-Library	0	0.00	0	0.00	0	0	0	2,500	2,500
22-6760-0010	Fac Operations	0	0.00	0	0.00	0	0	0	2,500	2,500
22-6770-0010	Integrated Farm Operations	0	0.00	4,341	0.00	213	0	4,554	559,590	564,144
	TOTAL	**0**	**0.00**	**4,341**	**0.00**	**213**	**0**	**4,554**	**645,446**	**650,000**

UNL-Auxiliary-719 Auxiliaries & Services/Restricted

COST OBJECT		FACULTY Dollar	FACULTY FTE	NON FACULTY Dollar	NON FACULTY FTE	EMPLOYEE BENEFITS	PERSONAL SERVICE CREDITS	TOTAL PERSONAL SERVICES	TOTAL OPERATING EXPENSES	TOTAL
23-6730-0020	Admin-Bookstore Operations	0	0.00	0	0.00	0	0	0	77,813	77,813
23-6730-0021	Admin-Food Srv Operations	0	0.00	151,003	4.75	57,236	0	208,239	119,936	328,175
23-6730-0022	Admin-Dorm Operations	0	0.00	146,345	4.73	55,471	0	201,816	382,553	584,369
23-6730-0023	Admin-Dorm Improvements	0	0.00	0	0.00	0	0	0	307,266	307,266
23-6730-0025	Admin-Student Union	0	0.00	29,120	0.90	11,037	0	40,157	53,728	93,885
23-6760-0011	Parking Operations	0	0.00	4,345	0.10	1,647	0	5,992	2,500	8,492
	TOTAL	**0**	**0.00**	**330,813**	**10.48**	**125,391**	**0**	**456,204**	**943,796**	**1,400,000**
	SUB PROGRAM TOTAL	**1,649,368**	**17**	**1,514,679**	**32**	**923,624**	**0**	**4,087,671**	**2,544,149**	**6,631,820**

COST OBJECT LISTING BY SUB PROGRAM
2020-2021GENERAL OPERATING BUDGET
UNIVERSITY OF NEBRASKA MEDICAL CENTER

SUBPROGRAM #/NAME: 01 Academics Affairs

UNMC-State General Fund-731 State & University Generated/Unrestricted

COST OBJECT		FACULTY Dollar	FACULTY FTE	NON FACULTY Dollar	NON FACULTY FTE	EMPLOYEE BENEFITS	PERSONAL SERVICE CREDITS	TOTAL PERSONAL SERVICES	TOTAL OPERATING EXPENSES	TOTAL
31-0105-0003	UNMC Inclusion Offic	0	0.50	0	0.50	0	0	0	0	0
31-0105-0034	Inst Animal Care & Use Committee	-106,125	0.00	170,026	3.60	88,168	0	152,069	9,357	161,426
31-0105-0044	Vice Chancellor-Academic Services	0	0.00	156,660	2.68	44,928	0	201,588	1,454	203,042
31-0105-0046	Vice Chancellor for Academic Affairs	385	0.00	405,575	2.29	155,178	0	561,138	0	561,138
31-0105-0052	Comparative Medicine	0	0.00	69,647	0.76	21,124	0	90,771	57,623	148,394
31-0105-0060	VCAA-Bioinformatics Grad Assistantshp	0	0.00	0	1.00	0	0	0	0	0
31-0105-0064	Director/Intellectual Properties	0	0.00	148,705	0.99	0	0	148,705	0	148,705
31-0105-0070	VCAA-NCA Accredidation	0	0.00	130,229	2.88	69,787	0	200,016	0	200,016
31-0105-0080	VCAA-Faculty Development	0	0.00	0	2.33	0	0	0	0	0
31-0105-0094	Biosafety Officer	29,122	1.01	7,500	2.00	82,922	0	119,544	0	119,544
31-0105-0114	ADIS Project	0	0.00	53,162	1.12	15,311	0	68,473	354	68,827
31-0105-0124	Community Engagement	0	0.00	0	0.40	0	0	0	0	0
31-0105-0200	AVC-Simul&Virt Real	0	0.00	2,832,651	37.94	793,143	0	3,625,794	24,707	3,650,501
31-0105-3004	VCAA-Equity Office	56,936	0.42	69,094	1.09	17,670	0	143,700	0	143,700
31-0105-3010	COSTSHARING/ 36-0115-1005-006	0	0.00	8,718	0.10	2,511	0	11,229	0	11,229
31-0105-3011	COSTSHARING/ 36-0115-1005-007	0	0.00	19,667	0.05	5,664	0	25,331	0	25,331
31-0105-4002	Media/Communications	0	0.00	16,200	0.50	0	0	16,200	2,400	18,600
31-0105-4003	Writing Center	0	0.00	0	0.00	0	0	0	15,000	15,000
31-0108-0001	Sorel Cli Sim Lab In	0	0.00	0	2.80	0	0	0	0	0
31-0108-0002	iExcel Ed Media	0	0.00	108,281	1.00	0	0	108,281	0	108,281
31-0117-0002	Compliance Officer	0	0.00	223	5.00	0	0	223	0	223
31-0117-0005	POE-ACAD EDUC INTPRO	52,073	0.50	211,058	1.95	58,856	0	321,987	0	321,987
	TOTAL	**32,391**	**2.43**	**4,407,396**	**70.98**	**1,355,262**	**0**	**5,795,049**	**110,895**	**5,905,944**

UNMC-State General Fund-731 Cash & Student Contracts/Designated

COST OBJECT		FACULTY Dollar	FACULTY FTE	NON FACULTY Dollar	NON FACULTY FTE	EMPLOYEE BENEFITS	PERSONAL SERVICE CREDITS	TOTAL PERSONAL SERVICES	TOTAL OPERATING EXPENSES	TOTAL
31-0105-0014	Sponsored Program Administration	0	0.00	149,103	13.00	56,957	0	206,060	15,529	221,589
31-0105-0024	Institutional Review Bd	115,576	0.92	260,449	7.69	108,298	0	484,323	11,364	495,687
	TOTAL	**115,576**	**0.92**	**409,552**	**20.69**	**165,255**	**0**	**690,383**	**26,893**	**717,276**

UNMC-Trust-Grant/Cont/Loan/End-738 Trust/Restricted

COST OBJECT		FACULTY Dollar	FACULTY FTE	NON FACULTY Dollar	NON FACULTY FTE	EMPLOYEE BENEFITS	PERSONAL SERVICE CREDITS	TOTAL PERSONAL SERVICES	TOTAL OPERATING EXPENSES	TOTAL
36-0115-1005007	Summer Health Professions Education Prog	0	0.00	62,373	1.00	14,148	0	76,521	0	76,521
37-0105-4001001	iExcel	85,000	1.00	319,950	4.70	91,855	0	496,805	0	496,805
	TOTAL	**85,000**	**1.00**	**382,323**	**5.70**	**106,003**	**0**	**573,326**	**0**	**573,326**

UNMC-Auxiliary-739 Auxiliaries & Services/Restricted

COST OBJECT		FACULTY Dollar	FACULTY FTE	NON FACULTY Dollar	NON FACULTY FTE	EMPLOYEE BENEFITS	PERSONAL SERVICE CREDITS	TOTAL PERSONAL SERVICES	TOTAL OPERATING EXPENSES	TOTAL
33-0101-0201	Pacific Rim Pgm Dev	51,715	0.99	159,571	3.00	58,701	0	269,987	66,165	336,152
33-0101-0202	APRDP Prog Dir	0	0.00	0	0.00	0	0	0	150,075	150,075
33-0101-0203	China Business Dev	0	0.00	291,007	2.37	80,850	0	371,857	27,300	399,157
33-0107-1606	IRB Revolving Account	0	0.00	162,329	2.61	45,099	0	207,428	0	207,428
33-0108-0020	SIM-NE Revenue	0	0.00	300,735	4.66	83,554	0	384,289	0	384,289
	TOTAL	**51,715**	**0.99**	**913,642**	**12.64**	**268,204**	**0**	**1,233,561**	**243,540**	**1,477,101**

COST OBJECT LISTING BY SUB PROGRAM
2020-2021GENERAL OPERATING BUDGET
UNIVERSITY OF NEBRASKA MEDICAL CENTER

	SUB PROGRAM TOTAL	**284,682**	**5**	**6,112,913**	**110**	**1,894,724**	**0**	**8,292,319**	**381,328**	**8,673,647**

SUBPROGRAM #/NAME: 04 College of Allied Health

UNMC-State General Fund-731 State & University Generated/Unrestricted

COST OBJECT		FACULTY Dollar	FACULTY FTE	NON FACULTY Dollar	NON FACULTY FTE	EMPLOYEE BENEFITS	PERSONAL SERVICE CREDITS	TOTAL PERSONAL SERVICES	TOTAL OPERATING EXPENSES	TOTAL
31-0401-0021	All Hlth Dean Sp Item 80-81	0	0.00	117,635	1.00	33,879	0	151,514	0	151,514
31-0401-0050	Allied Health Special Tuition Increase	245,219	2.98	83,641	1.10	83,249	0	412,109	0	412,109
31-0401-0051	Differential Tui Exp	0	0.00	27,540	0.50	7,932	0	35,472	0	35,472
31-0401-0075	SAHP PA & PT Increase Enrollment 2009	35,985	0.50	0	0.00	15,350	0	51,335	0	51,335
31-0401-0500	SAHP Online Worldwide	256,374	2.75	371,801	7.33	190,643	0	818,818	0	818,818
31-0401-1201	MHPTT Funds	20,000	0.25	5,150	0.00	7,244	0	32,394	0	32,394
31-0401-3000	COSTSHARING/ 36-5315-2005-001	8,830	0.10	0	0.00	0	0	8,830	0	8,830
31-0401-3001	COSTSHARING/ 36-0411-2039-001	22,639	0.25	0	0.00	0	0	22,639	0	22,639
31-0401-3004	COSTSHARING 36-0411-2048-001	8,160	0.10	0	0.00	0	0	8,160	0	8,160
31-0401-3006	COSTSHARING/ 36-0115-1005-007	6,063	0.06	0	0.00	1,746	0	7,809	0	7,809
31-0401-8000	Sahp - Indirect Costs/Research	0	0.00	28,830	0.50	8,303	0	37,133	0	37,133
31-0401-9000	SAHP-Kearney Expansion Project	429,282	5.30	202,963	3.75	96,048	0	728,293	22,710	751,003
31-0402-9000	MRI-KEARNEY	70,876	1.00	0	0.00	9,424	0	80,300	0	80,300
31-0403-0001	Phy Asst Training Program	385,947	3.53	177,511	2.34	148,966	0	712,424	30	712,454
31-0403-9000	PA-KEARNEY	564,936	5.27	272,605	3.67	183,891	0	1,021,432	0	1,021,432
31-0404-9000	RAD-KEARNEY	207,633	3.00	27,367	0.54	67,680	0	302,680	0	302,680
31-0409-0001	CLS (Clinical Lab Science)	453,935	5.63	165,172	2.74	138,582	0	757,689	86	757,775
31-0409-9000	CLS-Kearney	323,403	4.17	106,473	1.50	123,804	0	553,680	0	553,680
31-0410-0001	Genetic Counseling	93,083	0.94	69,536	1.00	46,835	0	209,454	0	209,454
31-0411-0001	Physical Therapy Instruction	610,422	6.07	196,765	2.85	193,803	0	1,000,990	68	1,001,058
31-0411-3001	COSTSHARING/ 36-1822-2001-001	14,118	0.11	0	0.00	0	0	14,118	0	14,118
31-0411-3008	COSTSHARING/ 36-0411-2040-001	1,030	0.01	0	0.00	0	0	1,030	0	1,030
31-0411-9000	PT-KEARNEY	754,723	7.51	68,670	1.37	237,137	0	1,060,530	0	1,060,530
31-0412-0001	Occupational Therapy	110,160	1.00	14,280	0.00	35,839	0	160,279	0	160,279
31-0451-9000	DMS-KEARNEY	114,185	1.50	27,429	0.23	29,795	0	171,409	0	171,409
	TOTAL	**4,737,003**	**52.02**	**1,963,368**	**30.41**	**1,660,150**	**0**	**8,360,521**	**22,894**	**8,383,415**

UNMC-State General Fund-731 Cash & Student Contracts/Designated

COST OBJECT		FACULTY Dollar	FACULTY FTE	NON FACULTY Dollar	NON FACULTY FTE	EMPLOYEE BENEFITS	PERSONAL SERVICE CREDITS	TOTAL PERSONAL SERVICES	TOTAL OPERATING EXPENSES	TOTAL
31-0401-0001	Allied Health Assoc Dean	567,882	6.47	914,763	11.16	459,823	0	1,942,468	0	1,942,468
	TOTAL	**567,882**	**6.47**	**914,763**	**11.16**	**459,823**	**0**	**1,942,468**	**0**	**1,942,468**

UNMC-Federal Letter of Credit-736 Federal/Restricted

COST OBJECT		FACULTY Dollar	FACULTY FTE	NON FACULTY Dollar	NON FACULTY FTE	EMPLOYEE BENEFITS	PERSONAL SERVICE CREDITS	TOTAL PERSONAL SERVICES	TOTAL OPERATING EXPENSES	TOTAL
34-0411-2003001	Allied Health	22,660	0.25	0	0.00	4,868	0	27,528	0	27,528
	TOTAL	**22,660**	**0.25**	**0**	**0.00**	**4,868**	**0**	**27,528**	**0**	**27,528**

UNMC-Federal Advance-737 Federal/Restricted

COST OBJECT		FACULTY Dollar	FACULTY FTE	NON FACULTY Dollar	NON FACULTY FTE	EMPLOYEE BENEFITS	PERSONAL SERVICE CREDITS	TOTAL PERSONAL SERVICES	TOTAL OPERATING EXPENSES	TOTAL
35-0403-1003001	Allied Health	26,886	0.24	29,632	0.52	12,141	0	68,659	0	68,659
	TOTAL	**26,886**	**0.24**	**29,632**	**0.52**	**12,141**	**0**	**68,659**	**0**	**68,659**

COST OBJECT LISTING BY SUB PROGRAM
2020-2021GENERAL OPERATING BUDGET
UNIVERSITY OF NEBRASKA MEDICAL CENTER

SUBPROGRAM #/NAME: 04 College of Allied Health

UNMC-Trust-Grant/Cont/Loan/End-738 Trust/Restricted

COST OBJECT		FACULTY Dollar	FACULTY FTE	NON FACULTY Dollar	NON FACULTY FTE	EMPLOYEE BENEFITS	PERSONAL SERVICE CREDITS	TOTAL PERSONAL SERVICES	TOTAL OPERATING EXPENSES	TOTAL
36-0401-2010001	Allied Health	8,467	0.07	0	0.00	1,920	0	10,387	0	10,387
36-0411-2047002	Wearable Vibration Device to Prevent Bon	40,396	0.28	102,558	1.75	32,427	0	175,381	0	175,381
36-0411-2049001	Allied Health	55,386	0.61	17,350	0.30	16,500	0	89,236	0	89,236
36-0411-2050001	Allied Health	51,755	0.60	0	0.00	11,739	0	63,494	0	63,494
37-0401-1003005	SAHP-RSTE Michael DMS	64,105	0.70	0	0.00	14,541	0	78,646	0	78,646
37-0401-2007001	CAHP	58,000	1.00	0	0.00	13,156	0	71,156	0	71,156
37-0401-4001001	Allied Health - ADO	0	0.00	8,618	0.15	1,955	0	10,573	0	10,573
37-0401-4006001	CAHP	15,532	0.19	0	0.00	3,524	0	19,056	0	19,056
37-0407-4001001	Radiation Science Technology	5,275	0.00	24,982	0.50	6,863	0	37,120	0	37,120
	TOTAL	**298,916**	**3.44**	**153,508**	**2.70**	**102,625**	**0**	**555,049**	**0**	**555,049**

UNMC-Auxiliary-739 State & University Generated/Unrestricted

COST OBJECT		FACULTY Dollar	FACULTY FTE	NON FACULTY Dollar	NON FACULTY FTE	EMPLOYEE BENEFITS	PERSONAL SERVICE CREDITS	TOTAL PERSONAL SERVICES	TOTAL OPERATING EXPENSES	TOTAL
31-0401-3002	COSTSHARING/ 36-5315-2010-001	8,857	0.10	0	0.00	0	0	8,857	0	8,857
	TOTAL	**8,857**	**0.10**	**0**	**0.00**	**0**	**0**	**8,857**	**0**	**8,857**

UNMC-Auxiliary-739 Auxiliaries & Services/Restricted

COST OBJECT		FACULTY Dollar	FACULTY FTE	NON FACULTY Dollar	NON FACULTY FTE	EMPLOYEE BENEFITS	PERSONAL SERVICE CREDITS	TOTAL PERSONAL SERVICES	TOTAL OPERATING EXPENSES	TOTAL
33-0401-0300	Asst Dean Academic Affairs	22,841	0.23	0	0.00	5,199	0	28,040	2,256	30,296
33-0401-0410	SAHP-Education Start Up	0	0.00	6,728	0.00	1,869	0	8,597	0	8,597
33-0401-0600	SAHP_Chinese Program Fee	149,348	1.45	0	0.00	41,492	0	190,840	17,506	208,346
33-0401-0700	MSIA-SAHP_Chinese Program Fee	0	0.00	0	0.00	0	0	0	467	467
33-0401-3000	COSTSHARING/ 36-0411-2024-001	0	0.00	0	0.00	0	0	0	5,150	5,150
33-0401-3005	COSTSHARING 36-0411-2048-001	5,631	0.05	0	0.00	1,566	0	7,197	0	7,197
33-0403-0001	AH-PA IPAP Contract 1 Funds	0	0.00	0	0.00	0	0	0	4,809	4,809
33-0403-0015	PA-Canadian Distance Learning Prg	0	0.00	0	0.00	0	0	0	3,800	3,800
33-0405-0036	Clinical Perfusion	0	0.00	0	0.00	0	0	0	16,746	16,746
33-0405-0100	AH-Perfusion Non-State Operating	0	0.00	0	0.00	0	0	0	160,863	160,863
33-0409-0010	Clinical Lab Science Lab Expenses	0	0.00	0	0.00	0	0	0	21,888	21,888
33-0410-0001	Gen Counsel Stdt Fee	44,400	0.47	5,100	0.00	13,754	0	63,254	0	63,254
33-0411-0126	Education/Phys. Therapy	0	0.00	0	0.00	0	0	0	19,000	19,000
33-0411-0127	PT Education-P Hageman-Development	0	0.00	0	0.00	0	0	0	3,192	3,192
33-0411-0128	PT EDU Sleddens Dev	0	0.00	0	0.00	0	0	0	3,828	3,828
33-0411-0129	PT Education-J Norman-Development	0	0.00	0	0.00	0	0	0	3,698	3,698
33-0411-0130	PT Education-L Bilek-Development	0	0.00	0	0.00	0	0	0	2,735	2,735
33-0411-0131	PT Education-R Fuchs-Development	0	0.00	0	0.00	0	0	0	247	247
33-0411-0132	PT Education-G Johnson-Development	0	0.00	0	0.00	0	0	0	1,179	1,179
33-0411-0135	PT Education-K Volkman-Development	0	0.00	0	0.00	0	0	0	1,230	1,230
33-0411-0136	PT Edu-K Chien-Dev	0	0.00	0	0.00	0	0	0	4,103	4,103
33-0411-0137	PT Edu Venema Dev	0	0.00	0	0.00	0	0	0	2,237	2,237
33-0411-0139	PT-Fac Developement Joseph Siu	0	0.00	0	0.00	0	0	0	930	930
33-0411-0141	PT Education-B Becker Development	0	0.00	0	0.00	0	0	0	1,112	1,112
33-0411-0146	PT Education - K Jones - Research	11,492	0.15	0	0.00	3,193	0	14,685	11,153	25,838
33-0411-0240	PT Ed Research Grant Return	33,600	0.40	0	0.00	9,336	0	42,936	3,999	46,935
33-0411-0250	Physical Therapy Continuing Education	0	0.00	0	0.00	0	0	0	1,181	1,181
33-0415-0900	SAHP Student Affairs-Admissions	0	0.00	0	0.00	0	0	0	2,341	2,341
33-0415-0905	SAHP Student Affairs-Recruitment	0	0.00	45,860	0.87	12,742	0	58,602	51,000	109,602
33-0415-0910	SAHP Student Affairs-Career Development	0	0.00	0	0.00	0	0	0	6,175	6,175

COST OBJECT LISTING BY SUB PROGRAM
2020-2021GENERAL OPERATING BUDGET
UNIVERSITY OF NEBRASKA MEDICAL CENTER

SUBPROGRAM #/NAME: 04 College of Allied Health

UNMC-Auxiliary-739 Auxiliaries & Services/Restricted

COST OBJECT		FACULTY Dollar	FACULTY FTE	NON FACULTY Dollar	NON FACULTY FTE	EMPLOYEE BENEFITS	PERSONAL SERVICE CREDITS	TOTAL PERSONAL SERVICES	TOTAL OPERATING EXPENSES	TOTAL
33-0415-0915	SAHP Student Affairs-Student Engagement	0	0.00	0	0.00	0	0	0	13,105	13,105
33-0415-0925	SAHP Student Affairs-General Operations	0	0.00	11,792	0.25	3,277	0	15,069	15,236	30,305
33-0451-0016	Phys Asst Students	0	0.00	0	0.00	0	0	0	15,000	15,000
33-0451-0017	PA-Prg Development Acct	0	0.00	0	0.00	0	0	0	21,500	21,500
33-0451-0018	SAHP-ADO Research Development Account	0	0.00	56,210	0.80	15,617	0	71,827	16,715	88,542
33-0451-0026	CLS (Clinical Lab Science)	0	0.00	0	0.00	0	0	0	3,000	3,000
33-0451-0035	CLS Outreach Program	0	0.00	31,815	0.50	8,839	0	40,654	26,479	67,133
33-0451-0076	MITS Course Fees	0	0.00	0	0.00	0	0	0	9,424	9,424
33-0451-0080	Student Fees AH-Radiography	20,000	0.25	0	0.00	5,557	0	25,557	35,948	61,505
33-0451-0087	AH-RSTE DMS Distance	0	0.00	0	0.00	0	0	0	3,144	3,144
33-0451-0090	Student Fees AH-Cytotechnology	0	0.00	0	0.00	0	0	0	12,606	12,606
33-0451-0095	Student Fees AH-Med Nutrition	0	0.00	0	0.00	0	0	0	3,060	3,060
33-0451-0096	Cytotechnology Distance Learning Educati	0	0.00	0	0.00	0	0	0	5,376	5,376
33-0451-0105	Cytotechnology Operating Acct	0	0.00	0	0.00	0	0	0	3,445	3,445
33-0451-0125	Medical Nutrition Operating Acct	0	0.00	0	0.00	0	0	0	11,797	11,797
33-0451-0446	Allied Health Cont Ed	0	0.00	5,000	0.00	1,389	0	6,389	107,959	114,348
33-0451-0736	Anne Skinner Devl	0	0.00	0	0.00	0	0	0	4,094	4,094
33-0451-0761	Pilot Research-Bilek-Optimal Phys Activi	0	0.00	0	0.00	0	0	0	178	178
33-0451-2050	Clinical Perfusion-ETR	0	0.00	0	0.00	0	0	0	2,326	2,326
33-0451-2075	Clinical Perfusion-PBM	0	0.00	0	0.00	0	0	0	1,372	1,372
33-0452-0226	DLO PA Program	33,626	0.30	0	0.00	9,342	0	42,968	19,499	62,467
33-0452-0227	Distance Learning Option-PA Program	0	0.00	0	0.00	0	0	0	20,200	20,200
	TOTAL	**320,938**	**3.31**	**162,505**	**2.42**	**133,172**	**0**	**616,615**	**704,288**	**1,320,903**
	SUB PROGRAM TOTAL	**5,983,142**	**66**	**3,223,776**	**47**	**2,372,779**	**0**	**11,579,697**	**727,182**	**12,306,879**

SUBPROGRAM #/NAME: 09 College of Dentistry

UNMC-State General Fund-731 State & University Generated/Unrestricted

COST OBJECT		FACULTY Dollar	FACULTY FTE	NON FACULTY Dollar	NON FACULTY FTE	EMPLOYEE BENEFITS	PERSONAL SERVICE CREDITS	TOTAL PERSONAL SERVICES	TOTAL OPERATING EXPENSES	TOTAL
31-0901-0004	Dean College of Dentistry	1,622,603	6.94	1,474,203	10.41	484,840	0	3,581,646	24,800	3,606,446
31-0901-0050	COD Special Tuition Increase	0	0.00	0	0.00	0	0	0	15,000	15,000
31-0901-3013	COSTSHARING/ 36-0115-1005-006	5,513	0.05	0	0.00	1,588	0	7,101	0	7,101
31-0901-3014	COSTSHARING/ 36-0115-1005-007	7,016	0.06	16,334	0.05	6,724	0	30,074	0	30,074
31-0905-0001	COD Graduate Research	0	0.00	39,964	0.00	11,510	0	51,474	0	51,474
31-0905-0011	General Dentistry Travel	0	0.00	0	0.00	0	0	0	6,333	6,333
31-0905-0024	Computer Support	0	0.00	129,791	1.45	37,380	0	167,171	39,694	206,865
31-0905-0191	General Dentistry Departmental Research	0	0.00	67,394	1.15	19,409	0	86,803	54,328	141,131
31-0910-0001	COD Dental Hygiene	385,284	4.90	130,294	1.60	148,487	0	664,065	4,378	668,443
31-0915-0001	COD Oral Biology	1,708,226	14.06	243,421	3.35	523,398	0	2,475,045	31,483	2,506,528
31-0915-3013	COSTSHARING 36-0915-2041-001	4,167	0.03	0	0.00	1,200	0	5,367	0	5,367
31-0920-0001	COD Growth & Development	971,272	7.90	157,443	1.60	257,383	0	1,386,098	16,834	1,402,932
31-0925-0001	Surgical Specialties	1,363,546	10.20	164,813	1.60	401,262	0	1,929,621	13,942	1,943,563
31-0930-0001	COD Adult Restorative Dentistry	2,265,797	17.84	144,197	2.56	555,087	0	2,965,081	19,170	2,984,251
31-0935-0011	COD Learning Resources	0	0.00	196,495	4.00	56,591	0	253,086	0	253,086
	TOTAL	**8,333,424**	**61.97**	**2,764,349**	**27.77**	**2,504,859**	**0**	**13,602,632**	**225,962**	**13,828,594**

COST OBJECT LISTING BY SUB PROGRAM
2020-2021GENERAL OPERATING BUDGET
UNIVERSITY OF NEBRASKA MEDICAL CENTER

SUBPROGRAM #/NAME: 09 College of Dentistry

UNMC-Federal Letter of Credit-736 Federal/Restricted

COST OBJECT		FACULTY Dollar	FACULTY FTE	NON FACULTY Dollar	NON FACULTY FTE	EMPLOYEE BENEFITS	PERSONAL SERVICE CREDITS	TOTAL PERSONAL SERVICES	TOTAL OPERATING EXPENSES	TOTAL
34-0915-2023001	College of Dentistry	19,228	0.15	31,500	0.75	10,898	0	61,626	0	61,626
34-0915-3003006	College of Dentistry	69,946	0.50	36,109	0.75	22,784	0	128,839	0	128,839
	TOTAL	**89,174**	**0.65**	**67,609**	**1.50**	**33,682**	**0**	**190,465**	**0**	**190,465**

UNMC-Federal Advance-737 Federal/Restricted

COST OBJECT		FACULTY Dollar	FACULTY FTE	NON FACULTY Dollar	NON FACULTY FTE	EMPLOYEE BENEFITS	PERSONAL SERVICE CREDITS	TOTAL PERSONAL SERVICES	TOTAL OPERATING EXPENSES	TOTAL
35-0930-2005003	IPA for Bobby Simetich	0	0.00	29,315	0.55	6,296	0	35,611	0	35,611
	TOTAL	**0**	**0.00**	**29,315**	**0.55**	**6,296**	**0**	**35,611**	**0**	**35,611**

UNMC-Trust-Grant/Cont/Loan/End-738 Trust/Restricted

COST OBJECT		FACULTY Dollar	FACULTY FTE	NON FACULTY Dollar	NON FACULTY FTE	EMPLOYEE BENEFITS	PERSONAL SERVICE CREDITS	TOTAL PERSONAL SERVICES	TOTAL OPERATING EXPENSES	TOTAL
36-0901-3002001	College of Dentistry	123,932	1.00	155,287	1.80	63,336	0	342,555	0	342,555
36-0915-2042001	College of Dentistry	7,538	0.06	0	0.00	1,710	0	9,248	0	9,248
37-0901-3001001	College of Dentistry	5,000	0.00	0	0.00	1,134	0	6,134	0	6,134
37-0905-1005001	Bernard & Ann Moran Professorship	5,000	0.00	0	0.00	1,134	0	6,134	0	6,134
37-0905-1006001	Norman C Carlson	10,000	0.00	0	0.00	2,268	0	12,268	0	12,268
37-0905-1007001	Pedersen Memorial Fund	10,000	0.00	0	0.00	2,268	0	12,268	0	12,268
37-0905-1009001	Dean's Pro Svc Fees 12%	0	0.00	30,983	0.29	7,028	0	38,011	0	38,011
37-0905-1011001	Dixon Endowed Chair	25,000	0.00	9,396	0.20	7,801	0	42,197	0	42,197
37-0905-3004001	COD General Research	42,259	0.70	4,000	0.10	10,493	0	56,752	0	56,752
37-0905-3005001	COD General Research	42,260	0.70	4,000	0.10	10,493	0	56,753	0	56,753
37-0905-4002001	COD-ADMIN	8,500	0.00	0	0.00	1,930	0	10,430	0	10,430
	TOTAL	**279,489**	**2.45**	**203,666**	**2.49**	**109,595**	**0**	**592,750**	**0**	**592,750**

UNMC-Auxiliary-739 Auxiliaries & Services/Restricted

COST OBJECT		FACULTY Dollar	FACULTY FTE	NON FACULTY Dollar	NON FACULTY FTE	EMPLOYEE BENEFITS	PERSONAL SERVICE CREDITS	TOTAL PERSONAL SERVICES	TOTAL OPERATING EXPENSES	TOTAL
33-0963-0010	Dental Stores	0	0.00	12,420	0.27	3,450	0	15,870	0	15,870
33-0963-0066	COD Continuing Education	0	0.00	24,398	0.60	6,778	0	31,176	0	31,176
33-0963-0100	Dental Books And Instruments	0	0.00	52,894	1.43	14,697	0	67,591	862,500	930,091
33-0963-0110	Dental Technology Fee	0	0.00	63,461	1.00	17,631	0	81,092	0	81,092
33-0963-0200	Hygiene Books And Instruments	0	0.00	0	0.00	0	0	0	117,500	117,500
33-0963-0438	Indirect Cost Return	0	0.00	14,094	0.30	3,916	0	18,010	0	18,010
33-0963-0976	Oral Biology Biomonitoring	0	0.00	11,318	0.25	3,143	0	14,461	0	14,461
33-0963-1530	University of Wyoming Tuition Support	139,866	0.93	163,400	1.20	84,256	0	387,522	0	387,522
	TOTAL	**139,866**	**0.93**	**341,985**	**5.05**	**133,871**	**0**	**615,722**	**980,000**	**1,595,722**
	SUB PROGRAM TOTAL	**8,841,953**	**66**	**3,406,924**	**37**	**2,788,303**	**0**	**15,037,180**	**1,205,962**	**16,243,142**

SUBPROGRAM #/NAME: 12 Graduate Studies and Research

UNMC-State General Fund-731 State & University Generated/Unrestricted

COST OBJECT		FACULTY Dollar	FACULTY FTE	NON FACULTY Dollar	NON FACULTY FTE	EMPLOYEE BENEFITS	PERSONAL SERVICE CREDITS	TOTAL PERSONAL SERVICES	TOTAL OPERATING EXPENSES	TOTAL
31-1201-0004	Dean Graduate Studies	0	0.00	478,868	9.73	206,240	0	685,108	27,730	712,838
31-1201-0044	Graduate Application Fee($25)	0	0.00	0	0.00	0	0	0	20,721	20,721
31-1201-0094	POE-Graduate Student Stipends	0	0.00	242,803	0.00	0	0	242,803	0	242,803

COST OBJECT LISTING BY SUB PROGRAM
2020-2021GENERAL OPERATING BUDGET
UNIVERSITY OF NEBRASKA MEDICAL CENTER

SUBPROGRAM #/NAME: 12 Graduate Studies and Research

UNMC-State General Fund-731 State & University Generated/Unrestricted

COST OBJECT		FACULTY Dollar	FACULTY FTE	NON FACULTY Dollar	NON FACULTY FTE	EMPLOYEE BENEFITS	PERSONAL SERVICE CREDITS	TOTAL PERSONAL SERVICES	TOTAL OPERATING EXPENSES	TOTAL
31-1201-0104	Graduate Assistantships	0	0.00	603,703	0.00	173,867	0	777,570	0	777,570
31-1201-0200	VCAA - eLearning	0	0.00	0	2.42	0	0	0	0	0
31-1201-3021	COSTSHARING/ 36-0115-1005-007	0	0.00	6,828	0.08	1,967	0	8,795	0	8,795
31-1203-0001	Post Doctoral Education Office	40,974	0.46	50,374	1.08	39,237	0	130,585	0	130,585
31-1209-0001	Vice Chancellor Research	0	0.10	0	5.90	0	0	0	0	0
31-1209-0030	DRC Research Resources Office	0	0.00	0	1.40	0	0	0	0	0
31-1209-0040	Institutional Research Resource Office	0	0.00	0	2.00	0	0	0	0	0
31-1209-0050	POE-Biomedical Informatics Director	91,491	0.93	135,453	0.81	0	0	226,944	0	226,944
31-1209-0100	Governmental Relations	0	0.00	0	1.00	0	0	0	0	0
31-1209-0400	Assoc VC Basic Science Research	0	0.00	0	0.40	0	0	0	0	0
	TOTAL	**132,465**	**1.49**	**1,518,029**	**24.81**	**421,311**	**0**	**2,071,805**	**48,451**	**2,120,256**

UNMC-Federal Letter of Credit-736 Federal/Restricted

COST OBJECT		FACULTY Dollar	FACULTY FTE	NON FACULTY Dollar	NON FACULTY FTE	EMPLOYEE BENEFITS	PERSONAL SERVICE CREDITS	TOTAL PERSONAL SERVICES	TOTAL OPERATING EXPENSES	TOTAL
34-1209-3001001	Vice Chancellor of Research	54,995	0.77	1,307	0.01	12,096	0	68,398	0	68,398
	TOTAL	**54,995**	**0.77**	**1,307**	**0.01**	**12,096**	**0**	**68,398**	**0**	**68,398**

UNMC-Federal Advance-737 Federal/Restricted

COST OBJECT		FACULTY Dollar	FACULTY FTE	NON FACULTY Dollar	NON FACULTY FTE	EMPLOYEE BENEFITS	PERSONAL SERVICE CREDITS	TOTAL PERSONAL SERVICES	TOTAL OPERATING EXPENSES	TOTAL
35-1209-1002001	Vice Chancellor of Research	79,993	0.63	232,733	3.60	67,184	0	379,910	0	379,910
35-1209-1002301	TSQC CLIN0001C 0002A Modification	3,237	0.02	9,060	0.10	2,642	0	14,939	0	14,939
35-1209-1002412	TSQC Modification P00010 Task 8	30,929	0.27	145,071	2.10	37,810	0	213,810	0	213,810
35-1209-3002001	Vice Chancellor of Research	0	0.00	26,347	0.30	5,659	0	32,006	0	32,006
	TOTAL	**114,159**	**0.92**	**413,211**	**6.10**	**113,295**	**0**	**640,665**	**0**	**640,665**

UNMC-Trust-Grant/Cont/Loan/End-738 Trust/Restricted

COST OBJECT		FACULTY Dollar	FACULTY FTE	NON FACULTY Dollar	NON FACULTY FTE	EMPLOYEE BENEFITS	PERSONAL SERVICE CREDITS	TOTAL PERSONAL SERVICES	TOTAL OPERATING EXPENSES	TOTAL
36-1209-2007001	Vice Chancellor of Research	0	0.00	12,073	0.20	2,739	0	14,812	0	14,812
36-1209-3003005	ASPR Part B	3,770	0.04	1,923	0.02	1,292	0	6,985	0	6,985
37-1209-1004001	Vice Chancellor for Research	124,050	0.55	51,000	1.00	39,707	0	214,757	0	214,757
37-1209-2003002	Regenerative Med Sarvetnick Start-up	0	0.00	97,003	1.70	22,003	0	119,006	0	119,006
37-1209-2003004	Administrator Salary	0	0.00	55,000	1.00	12,476	0	67,476	0	67,476
37-1209-2003005	Director Salary	1,378	0.01	40,532	0.00	9,507	0	51,417	0	51,417
37-1209-2003007	Faculty Salary Jungwei Xie	343,938	3.41	0	0.00	75,331	0	419,269	0	419,269
37-1209-2003019	XiaoWei Li Start-up	0	0.00	7,452	0.15	1,691	0	9,143	0	9,143
37-1209-2003020	Zhao SiWei Start-up	0	0.00	95,358	2.00	21,630	0	116,988	0	116,988
37-1209-2003988	COSTSHARE/ 36-5250-2109-001	21,675	0.43	0	0.00	4,916	0	26,591	0	26,591
37-1209-3002201	COVID-19 Equipment/Software/Personnel	0	0.00	55,000	1.00	12,476	0	67,476	0	67,476
	TOTAL	**494,811**	**4.43**	**415,341**	**7.06**	**203,768**	**0**	**1,113,920**	**0**	**1,113,920**

UNMC-Auxiliary-739 Auxiliaries & Services/Restricted

COST OBJECT		FACULTY Dollar	FACULTY FTE	NON FACULTY Dollar	NON FACULTY FTE	EMPLOYEE BENEFITS	PERSONAL SERVICE CREDITS	TOTAL PERSONAL SERVICES	TOTAL OPERATING EXPENSES	TOTAL
33-1209-0142	Adv Microscopy Core	0	0.00	101,678	1.85	28,249	0	129,927	0	129,927
33-1209-0182	Cell Analysis Core	0	0.00	108,255	1.06	30,077	0	138,332	0	138,332
33-1209-0332	MGE Core Facility	88,583	0.15	82,667	1.12	47,579	0	218,829	0	218,829

COST OBJECT LISTING BY SUB PROGRAM
2020-2021GENERAL OPERATING BUDGET
UNIVERSITY OF NEBRASKA MEDICAL CENTER

SUBPROGRAM #/NAME: 12 Graduate Studies and Research

UNMC-Auxiliary-739 Auxiliaries & Services/Restricted

COST OBJECT		FACULTY Dollar	FACULTY FTE	NON FACULTY Dollar	NON FACULTY FTE	EMPLOYEE BENEFITS	PERSONAL SERVICE CREDITS	TOTAL PERSONAL SERVICES	TOTAL OPERATING EXPENSES	TOTAL
33-1209-0400	Mass Spectometry Protein Core Facility	0	0.00	169,909	2.89	47,206	0	217,115	0	217,115
33-1209-0402	Electronic Hlth Record Rsch Core	0	0.00	125,400	2.00	34,839	0	160,239	0	160,239
33-1209-0415	Research IT Office	0	0.00	241,721	3.60	67,156	0	308,877	0	308,877
33-1209-0418	COMPUTATION CHEMCORE	0	0.00	115,000	1.00	31,951	0	146,951	0	146,951
33-1209-0425	Nanoimaging Core	0	0.00	39,604	0.72	11,004	0	50,608	0	50,608
33-1209-0430	Animal Behav Core	0	0.00	85,000	1.00	23,616	0	108,616	0	108,616
33-1209-0600	Center for Clinical and Translatio Rsrh	17,289	0.08	2,212,013	38.31	619,367	0	2,848,669	3,851	2,852,520
33-1209-0605	ClinTrlMgmtSys-CapOp	0	0.00	41,200	0.50	11,447	0	52,647	0	52,647
33-1209-0660	SEQUENCER FACILITY	5,386	0.05	25,717	0.50	8,641	0	39,744	0	39,744
33-1209-0700	EXPORT CONTROL	0	0.00	116,359	1.25	32,328	0	148,687	0	148,687
33-1209-0840	Electrn Micspy Core	8,220	0.07	84,128	1.78	25,656	0	118,004	0	118,004
33-1209-0842	NEXT GEN SEQ CORE	51,660	0.44	19,819	0.41	19,859	0	91,338	0	91,338
33-1209-0854	Nebraksa Biobank	0	0.00	31,202	0.80	8,669	0	39,871	0	39,871
33-1209-3000	COSTSHARING/ 36-5150-2085-101	7,925	0.07	0	0.00	2,202	0	10,127	0	10,127
	TOTAL	**179,063**	**0.85**	**3,599,672**	**58.79**	**1,049,846**	**0**	**4,828,581**	**3,851**	**4,832,432**
	SUB PROGRAM TOTAL	**975,493**	**8**	**5,947,560**	**97**	**1,800,316**	**0**	**8,723,369**	**52,302**	**8,775,671**

SUBPROGRAM #/NAME: 16 McGoogan Health Sciences Library

UNMC-State General Fund-731 State & University Generated/Unrestricted

COST OBJECT		FACULTY Dollar	FACULTY FTE	NON FACULTY Dollar	NON FACULTY FTE	EMPLOYEE BENEFITS	PERSONAL SERVICE CREDITS	TOTAL PERSONAL SERVICES	TOTAL OPERATING EXPENSES	TOTAL
31-1601-0006	Library Salaries	1,017,484	16.78	667,235	11.38	496,100	0	2,180,819	0	2,180,819
31-1601-3026	COSTSHARING/ 36-0115-1005-007	3,822	0.05	0	0.00	1,101	0	4,923	0	4,923
31-1603-0006	Library General	0	0.00	0	0.00	0	0	0	59,038	59,038
31-1607-0006	Library Periodicals	0	0.00	0	0.00	0	0	0	679,964	679,964
	TOTAL	**1,021,306**	**16.83**	**667,235**	**11.38**	**497,201**	**0**	**2,185,742**	**739,002**	**2,924,744**

UNMC-Trust-Grant/Cont/Loan/End-738 Trust/Restricted

COST OBJECT		FACULTY Dollar	FACULTY FTE	NON FACULTY Dollar	NON FACULTY FTE	EMPLOYEE BENEFITS	PERSONAL SERVICE CREDITS	TOTAL PERSONAL SERVICES	TOTAL OPERATING EXPENSES	TOTAL
36-1603-1001001	Library General	15,606	0.22	0	0.00	3,541	0	19,147	0	19,147
	TOTAL	**15,606**	**0.22**	**0**	**0.00**	**3,541**	**0**	**19,147**	**0**	**19,147**

UNMC-Auxiliary-739 Auxiliaries & Services/Restricted

COST OBJECT		FACULTY Dollar	FACULTY FTE	NON FACULTY Dollar	NON FACULTY FTE	EMPLOYEE BENEFITS	PERSONAL SERVICE CREDITS	TOTAL PERSONAL SERVICES	TOTAL OPERATING EXPENSES	TOTAL
33-1651-0126	Printing & Dup-Library Bindery	0	0.00	0	0.00	0	0	0	2,000	2,000
33-1652-1446	NMC DataBase Licenses	0	0.00	0	0.00	0	0	0	100,000	100,000
33-1652-1476	Interlibrary Loans	0	0.00	0	0.00	0	0	0	10,000	10,000
33-1652-1500	Student Library Fees	0	0.00	0	0.00	0	0	0	820,000	820,000
33-1652-5001	Library 04/05 Reallocation	0	0.00	113,893	2.41	31,643	0	145,536	132,453	277,989
	TOTAL	**0**	**0.00**	**113,893**	**2.41**	**31,643**	**0**	**145,536**	**1,064,453**	**1,209,989**
	SUB PROGRAM TOTAL	**1,036,912**	**17**	**781,128**	**14**	**532,385**	**0**	**2,350,425**	**1,803,455**	**4,153,880**

SUBPROGRAM #/NAME: 18 College of Nursing

COST OBJECT LISTING BY SUB PROGRAM
2020-2021GENERAL OPERATING BUDGET
UNIVERSITY OF NEBRASKA MEDICAL CENTER

SUBPROGRAM #/NAME: 18 College of Nursing

UNMC-State General Fund-731 State & University Generated/Unrestricted

COST OBJECT		FACULTY Dollar	FACULTY FTE	NON FACULTY Dollar	NON FACULTY FTE	EMPLOYEE BENEFITS	PERSONAL SERVICE CREDITS	TOTAL PERSONAL SERVICES	TOTAL OPERATING EXPENSES	TOTAL
31-1801-0010	CON Office	555,497	5.00	1,055,853	10.25	275,009	0	1,886,359	0	1,886,359
31-1801-0015	POE-Expansion of BSN Enrollments	339,801	4.40	1,500	0.00	98,295	0	439,596	0	439,596
31-1801-0016	POE-Interdiscipl Bio Prep Train Sim	107,856	1.04	152,945	2.13	0	0	260,801	0	260,801
31-1801-0034	CON Learning Center	0	0.00	70,390	1.00	20,272	0	90,662	0	90,662
31-1801-0101	Undergraduate Nursing	248,486	1.85	262,240	4.00	106,511	0	617,237	0	617,237
31-1801-0103	Student Services	0	0.00	305,155	5.00	85,452	0	390,607	0	390,607
31-1801-0115	CON OWW RN-BSN	152,998	2.00	1,500	0.00	19,993	0	174,491	0	174,491
31-1801-0200	CON Omaha Division	5,416,283	52.81	328,873	5.00	1,221,747	0	6,966,903	0	6,966,903
31-1801-3013	COSTSHARING/ 34-1805-1015-001	8,885	0.05	0	0.00	2,560	0	11,445	0	11,445
31-1801-3016	COSTSHARING 36-0115-1005-005	8,885	0.05	0	0.00	2,560	0	11,445	0	11,445
31-1801-3019	COSTSHARING/ 36-0115-1005-006	8,885	0.05	0	0.00	2,560	0	11,445	0	11,445
31-1801-3020	COSTSHARING/ 34-1805-2008-001	33,502	0.30	0	0.00	9,649	0	43,151	0	43,151
31-1801-3022	COSTSHARING/ 36-0115-1005-007	11,288	0.09	0	0.00	3,251	0	14,539	0	14,539
31-1805-0001	Nursing Instruct-General Summer Ses	23,110	0.30	0	0.00	0	0	23,110	0	23,110
31-1813-0011	Niedfelt Nsg Rsch Ctr	216,596	1.99	128,354	2.00	95,213	0	440,163	0	440,163
31-1813-3008	COSTSHARING/ 36-1805-2026-001	1,656	0.02	0	0.00	478	0	2,134	0	2,134
31-1822-0014	CON Administration - Lincoln	2,457,308	24.50	318,467	6.00	671,901	0	3,447,676	8,029	3,455,705
31-1822-3013	COSTSHARING/ 36-1822-2005-001	8,596	0.05	0	0.00	2,476	0	11,072	0	11,072
31-1824-0021	Nursing Instruc-General West Nebraska	773,746	10.75	152,030	3.00	216,243	0	1,142,019	8,029	1,150,048
31-1824-0131	CON Fac DiversityAwd	0	0.00	23,598	0.54	6,796	0	30,394	0	30,394
31-1824-3003	COSTSHARING/ 36-0915-3002-001	5,562	0.05	0	0.00	1,603	0	7,165	0	7,165
31-1825-0031	Nursing Instr - Kearney	844,154	12.55	222,243	4.50	235,279	0	1,301,676	8,029	1,309,705
31-1825-9000	CON-Kearney Expansion Project	804,814	9.50	184,846	3.00	179,955	0	1,169,615	8,293	1,177,908
31-1826-0001	College of Nursing - Northern Division	936,576	13.05	192,317	3.85	292,356	0	1,421,249	8,030	1,429,279
	TOTAL	**12,964,484**	**140.39**	**3,400,311**	**50.27**	**3,550,159**	**0**	**19,914,954**	**40,410**	**19,955,364**

UNMC-Federal Letter of Credit-736 Federal/Restricted

COST OBJECT		FACULTY Dollar	FACULTY FTE	NON FACULTY Dollar	NON FACULTY FTE	EMPLOYEE BENEFITS	PERSONAL SERVICE CREDITS	TOTAL PERSONAL SERVICES	TOTAL OPERATING EXPENSES	TOTAL
34-1805-1015001	College of Nursing	37,202	0.31	0	0.00	7,993	0	45,195	0	45,195
34-1805-1016001	College of Nursing	95,649	0.88	125,000	2.00	47,402	0	268,051	0	268,051
34-1805-2005002	A State-Wide Nursing Education Model for	96,961	0.77	172,753	2.50	57,943	0	327,657	0	327,657
34-1805-2006001	College of Nursing	37,852	0.35	33,750	0.75	15,383	0	86,985	0	86,985
34-1805-2007001	College of Nursing	103,185	0.77	24,960	0.60	27,530	0	155,675	0	155,675
34-1805-2008001	College of Nursing	49,233	0.45	0	0.00	10,577	0	59,810	0	59,810
34-1822-1001001	College of Nursing	147,378	1.23	30,548	0.45	38,225	0	216,151	0	216,151
34-1826-2001001	College of Nursing	32,948	0.29	0	0.00	7,077	0	40,025	0	40,025
	TOTAL	**600,408**	**5.04**	**387,011**	**6.30**	**212,130**	**0**	**1,199,549**	**0**	**1,199,549**

UNMC-Trust-Grant/Cont/Loan/End-738 Trust/Restricted

COST OBJECT		FACULTY Dollar	FACULTY FTE	NON FACULTY Dollar	NON FACULTY FTE	EMPLOYEE BENEFITS	PERSONAL SERVICE CREDITS	TOTAL PERSONAL SERVICES	TOTAL OPERATING EXPENSES	TOTAL
37-1801-4001001	CON Development Fund	116,820	0.98	0	0.00	26,498	0	143,318	0	143,318
37-1801-4001036	Omaha Division Development	21,266	0.30	73,020	1.00	21,386	0	115,672	0	115,672
37-1801-4001040	CCCM Development	0	0.00	58,277	1.00	13,219	0	71,496	0	71,496
37-1801-4001997	COSTSHARE/ 36-1805-2026-001	2,180	0.02	0	0.00	494	0	2,674	0	2,674
37-1801-4002001	Morehead Center for Nursing Practice	45,305	0.25	74,569	1.30	27,191	0	147,065	0	147,065
37-1813-4001001	College Of Nursing - Nnrc	0	0.00	52,000	1.00	11,795	0	63,795	0	63,795
37-1822-4001001	Lincoln Development	170,136	2.10	55,000	1.00	51,067	0	276,203	0	276,203
37-1824-2000001	CON	15,217	0.20	6,742	0.16	4,981	0	26,940	0	26,940

COST OBJECT LISTING BY SUB PROGRAM
2020-2021GENERAL OPERATING BUDGET
UNIVERSITY OF NEBRASKA MEDICAL CENTER

SUBPROGRAM #/NAME: 18 College of Nursing

UNMC-Trust-Grant/Cont/Loan/End-738 Trust/Restricted

COST OBJECT		FACULTY Dollar	FACULTY FTE	NON FACULTY Dollar	NON FACULTY FTE	EMPLOYEE BENEFITS	PERSONAL SERVICE CREDITS	TOTAL PERSONAL SERVICES	TOTAL OPERATING EXPENSES	TOTAL
37-1824-3001001	CON West Nebraska Division Support	50,327	0.70	0	0.00	11,416	0	61,743	0	61,743
37-1824-3001005	CON WND Accelerated Program Support	70,667	1.00	0	0.00	16,030	0	86,697	0	86,697
37-1826-4001001	CON - Northern Division	168,105	2.85	0	0.00	38,131	0	206,236	0	206,236
	TOTAL	**660,023**	**8.40**	**319,608**	**5.46**	**222,208**	**0**	**1,201,839**	**0**	**1,201,839**

UNMC-Auxiliary-739 Auxiliaries & Services/Restricted

COST OBJECT		FACULTY Dollar	FACULTY FTE	NON FACULTY Dollar	NON FACULTY FTE	EMPLOYEE BENEFITS	PERSONAL SERVICE CREDITS	TOTAL PERSONAL SERVICES	TOTAL OPERATING EXPENSES	TOTAL
33-1852-0016	CON-Course Fees-UNMC	0	0.00	104,425	2.00	29,012	0	133,437	40,000	173,437
33-1852-0017	CON-Lab Fees-UNMC	0	0.00	0	0.00	0	0	0	45,000	45,000
33-1852-0018	CON-Distributive Learning-UNMC	0	0.00	58,082	1.00	16,137	0	74,219	65,000	139,219
33-1852-0019	CON-Other Fees-UNMC	0	0.00	68,133	1.00	18,930	0	87,063	402,000	489,063
33-1852-0020	CON-Omaha Technology Fee	0	0.00	0	0.00	0	0	0	75,000	75,000
33-1852-0026	Sen Fees - Scottsbluff	0	0.00	0	0.00	0	0	0	800	800
33-1852-0036	Fees - Kearney	0	0.00	0	0.00	0	0	0	200	200
33-1852-0046	CON-Course Fees-Kearney	0	0.00	23,175	0.50	6,439	0	29,614	9,800	39,414
33-1852-0047	CON-Lab Fees-Kearney	0	0.00	0	0.00	0	0	0	14,000	14,000
33-1852-0048	CON-Distributive Learning-Kearney	0	0.00	0	0.00	0	0	0	80,000	80,000
33-1852-0049	CON-Other Fees-Kearney	0	0.00	0	0.00	0	0	0	1,400	1,400
33-1852-0050	CON-Kearney Technology Fee	0	0.00	0	0.00	0	0	0	12,000	12,000
33-1852-0056	CON - Course Fees - Norfolk	0	0.00	0	0.00	0	0	0	10,500	10,500
33-1852-0057	CON - Lab Fees - Norfolk	0	0.00	0	0.00	0	0	0	19,000	19,000
33-1852-0058	CON - Distributive Learning - Norfolk	0	0.00	0	0.00	0	0	0	52,000	52,000
33-1852-0060	CON-Norfolk Technology Fee	0	0.00	0	0.00	0	0	0	12,000	12,000
33-1852-0066	Sen Fees - Norfolk	0	0.00	0	0.00	0	0	0	900	900
33-1852-0101	CON Application Fees	0	0.00	0	0.00	0	0	0	8,000	8,000
33-1852-2226	CON-Course Fees-UNL	0	0.00	45,000	1.00	12,502	0	57,502	15,500	73,002
33-1852-2227	CON-Lab Fees-UNL	0	0.00	0	0.00	0	0	0	20,000	20,000
33-1852-2228	CON-Distributive Learning-UNL	0	0.00	108,651	2.00	30,187	0	138,838	7,200	146,038
33-1852-2229	CON-Other Fees-UNL	0	0.00	0	0.00	0	0	0	700	700
33-1852-2230	CON-Lincoln Technology Fee	0	0.00	0	0.00	0	0	0	6,500	6,500
33-1852-3336	CON-Course Fees-Scottsbluff	0	0.00	46,000	1.00	12,780	0	58,780	10,000	68,780
33-1852-3337	CON-Lab Fees-Scottsbluff	0	0.00	0	0.00	0	0	0	9,000	9,000
33-1852-3338	CON-Distributive Learning-Scottsbluff	0	0.00	0	0.00	0	0	0	17,000	17,000
33-1852-3339	CON-Other Fees-Scottsbluff	0	0.00	0	0.00	0	0	0	3,000	3,000
33-1852-3340	CON-Western Nebraska Technology Fee	0	0.00	0	0.00	0	0	0	12,000	12,000
33-1854-0005	CBH Development-Morris	0	0.00	0	0.00	0	0	0	5,161	5,161
33-1854-0016	C Miller Professional Development	0	0.00	0	0.00	0	0	0	40,000	40,000
33-1854-0020	CON-Wellness for Women	0	0.00	0	0.00	0	0	0	109	109
33-1854-0030	Northern Division	0	0.00	0	0.00	0	0	0	70,000	70,000
33-1854-0036	Nursing-Learning Center	0	0.00	0	0.00	0	0	0	7,700	7,700
33-1854-0100	Evaluation Contracts-Kaiser	0	0.00	0	0.00	0	0	0	5,000	5,000
33-1854-0110	Aguirre Additional Comp Fund	0	0.00	0	0.00	0	0	0	450	450
33-1854-0600	Con - Equip Maint Contracts	0	0.00	70,449	1.00	19,572	0	90,021	117,000	207,021
33-1854-0601	Con-Eq Maint Cntrct UNL	0	0.00	0	0.00	0	0	0	3,000	3,000
33-1854-0602	Con-Eq Maint Cntrct Sctblf	0	0.00	0	0.00	0	0	0	3,000	3,000
33-1854-0603	Con-Eq Maint Cntrct UNK	0	0.00	0	0.00	0	0	0	3,000	3,000
	TOTAL	**0**	**0.00**	**523,915**	**9.50**	**145,559**	**0**	**669,474**	**1,202,920**	**1,872,394**

COST OBJECT LISTING BY SUB PROGRAM
2020-2021GENERAL OPERATING BUDGET
UNIVERSITY OF NEBRASKA MEDICAL CENTER

SUB PROGRAM TOTAL		**14,224,915**	**154**	**4,630,845**	**72**	**4,130,056**	**0**	**22,985,816**	**1,243,330**	**24,229,146**

SUBPROGRAM #/NAME: 19 Eppley Research Institute

UNMC-State General Fund-731 State & University Generated/Unrestricted

COST OBJECT		FACULTY Dollar	FACULTY FTE	NON FACULTY Dollar	NON FACULTY FTE	EMPLOYEE BENEFITS	PERSONAL SERVICE CREDITS	TOTAL PERSONAL SERVICES	TOTAL OPERATING EXPENSES	TOTAL
31-1905-0002	Eppley Administration	33,607	0.42	576,667	10.22	162,091	0	772,365	74,446	846,811
31-1905-0006	Eppley Media and Education	0	0.00	72,620	1.23	20,915	0	93,535	10,000	103,535
31-1905-0012	Eppley Director	0	0.00	283,444	1.84	32,161	0	315,605	24,465	340,070
31-1905-0015	FACULTY ADMIN	355,630	0.00	10,000	0.00	105,302	0	470,932	0	470,932
31-1905-0022	Eppley Faculty Research	1,339,085	9.54	0	0.00	385,656	0	1,724,741	0	1,724,741
31-1905-0032	Eppley Facilities & Maintenance	0	0.00	149,681	2.50	43,109	0	192,790	34,890	227,680
31-1905-0102	Eppley Recruitment	0	0.00	0	0.00	0	0	0	15,267	15,267
31-1905-0402	Eppley Seminars	0	0.00	0	0.00	0	0	0	10,000	10,000
31-1905-0502	Eppley Computing Technologies	0	0.00	115,668	1.50	33,313	0	148,981	14,000	162,981
31-1905-7296	COSTSHARING/ 34-1905-2216-410	29,595	0.12	0	0.00	8,524	0	38,119	0	38,119
31-1905-7297	COSTSHARING/ 34-1905-2216-710	14,567	0.08	0	0.00	4,196	0	18,763	0	18,763
31-1905-7298	COSTSHARING/ 34-1905-2216-810	9,865	0.04	0	0.00	2,841	0	12,706	0	12,706
31-1905-7299	COSTSHARING/ 34-1905-2216-910	19,730	0.10	0	0.00	5,682	0	25,412	0	25,412
	TOTAL	**1,802,079**	**10.30**	**1,208,080**	**17.29**	**803,790**	**0**	**3,813,949**	**183,068**	**3,997,017**

UNMC-Federal Letter of Credit-736 Federal/Restricted

COST OBJECT		FACULTY Dollar	FACULTY FTE	NON FACULTY Dollar	NON FACULTY FTE	EMPLOYEE BENEFITS	PERSONAL SERVICE CREDITS	TOTAL PERSONAL SERVICES	TOTAL OPERATING EXPENSES	TOTAL
34-1901-2119032	Senior Leadership	41,737	0.24	133,380	0.50	37,621	0	212,738	0	212,738
34-1901-2119033	Leaders of Scientific Research Programs	78,116	0.40	0	0.00	16,782	0	94,898	0	94,898
34-1901-2119036	Administration	0	0.00	116,034	1.55	24,927	0	140,961	0	140,961
34-1901-2119037	Flow Cytometry Facility	0	0.00	41,153	0.60	8,842	0	49,995	0	49,995
34-1901-2119038	Advanced Microscopy Core Facility	8,699	0.06	8,725	0.15	3,743	0	21,167	0	21,167
34-1901-2119039	Laboratory Services Shared Resource	6,000	0.06	35,900	0.70	9,002	0	50,902	0	50,902
34-1901-2119040	Molecular Biology Core Facility	33,615	0.35	52,490	1.00	18,497	0	104,602	0	104,602
34-1901-2119042	Structural Biology Facility	16,437	0.11	53,422	0.86	15,008	0	84,867	0	84,867
34-1901-2119043	Histological Support	9,615	0.11	25,142	0.50	7,467	0	42,224	0	42,224
34-1901-2119044	Bioinformatics Facility	19,230	0.11	33,660	0.60	11,363	0	64,253	0	64,253
34-1901-2119045	Biostatistics Facility	27,942	0.23	6,985	0.09	7,674	0	42,601	0	42,601
34-1901-2119046	Clinical Protocol and Data Mgmt Unit	3,846	0.03	56,346	0.85	12,931	0	73,123	0	73,123
34-1901-2119047	Protocol Review and Monitoring System	8,169	0.08	38,316	0.65	9,986	0	56,471	0	56,471
34-1901-2119049	Lymphoma Support	1,923	0.02	6,000	0.10	1,701	0	9,624	0	9,624
34-1901-2119050	Tumor Bank Support	9,615	0.21	29,584	0.70	8,421	0	47,620	0	47,620
34-1905-2216410	SPORE Administrative Core	0	0.00	33,545	0.45	7,207	0	40,752	0	40,752
34-1905-2216510	SPORE Tissue Core Bank - Swanson	5,769	0.10	0	0.00	1,239	0	7,008	0	7,008
34-1905-2216710	SPORE Career Development	21,675	0.25	9,536	0.20	6,705	0	37,916	0	37,916
34-1905-2216910	SPORE Black Project #3	46,545	0.58	0	0.00	10,000	0	56,545	0	56,545
34-1905-2224001	Eppley	39,825	0.23	16,320	0.25	12,062	0	68,207	0	68,207
34-1905-2224101	Alnouti's Portion Development of quinoxa	9,928	0.08	21,456	0.45	6,742	0	38,126	0	38,126
34-1905-2228025	Eppley	17,650	0.40	0	0.00	3,792	0	21,442	0	21,442
34-1905-2233001	Eppley	68,149	0.77	64,772	1.50	28,555	0	161,476	0	161,476
34-1905-2234001	Eppley	82,974	1.20	47,679	1.00	28,069	0	158,722	0	158,722
34-1905-2235001	Eppley	48,449	0.48	71,519	1.50	25,773	0	145,741	0	145,741
34-1905-2238103	PCDC - Tissue Resource	22,301	0.39	0	0.00	4,791	0	27,092	0	27,092
34-1905-2238104	PCDC - Tissue Resource	5,480	0.03	3,772	0.05	1,986	0	11,238	0	11,238
34-1905-2238203	PCDC - Bio Specimen Project	14,238	0.25	0	0.00	3,059	0	17,297	0	17,297
34-1905-2238204	PCDC - Bio Specimen Project	24,663	0.10	106,903	1.55	28,265	0	159,831	0	159,831
34-1905-2238303	PCDC - Research Project	3,846	0.09	0	0.00	826	0	4,672	0	4,672

COST OBJECT LISTING BY SUB PROGRAM
2020-2021GENERAL OPERATING BUDGET
UNIVERSITY OF NEBRASKA MEDICAL CENTER

SUBPROGRAM #/NAME: 19 Eppley Research Institute

UNMC-Federal Letter of Credit-736 Federal/Restricted

COST OBJECT		FACULTY Dollar	FACULTY FTE	NON FACULTY Dollar	NON FACULTY FTE	EMPLOYEE BENEFITS	PERSONAL SERVICE CREDITS	TOTAL PERSONAL SERVICES	TOTAL OPERATING EXPENSES	TOTAL
34-1905-2238304	PCDC - Research Project	78,520	1.10	61,901	0.95	30,167	0	170,588	0	170,588
34-1905-2242001	Eppley	92,232	1.38	0	0.00	19,814	0	112,046	0	112,046
34-1905-2244103	Administrative Core	175,150	1.02	32,048	0.50	44,513	0	251,711	0	251,711
34-1905-2244203	High-Throughput Screening and Computatio	8,002	0.10	0	0.00	1,719	0	9,721	0	9,721
34-1905-2244403	Target Validation Core 3	21,447	0.23	46,115	0.80	14,516	0	82,078	0	82,078
34-1905-2244503	Spartan Protease Repairs DNA-Protein Cro	43,278	0.53	39,000	1.00	17,676	0	99,954	0	99,954
34-1905-2244603	Hematopoietic Signaling Pathway Mechanis	45,835	0.50	24,460	0.50	15,101	0	85,396	0	85,396
34-1905-2244703	Role of E2 Ligase, UBR5, in Hematopoieti	44,583	0.50	47,679	1.00	19,821	0	112,083	0	112,083
34-1905-2244803	CTDP1 Regulates FANCI and the Response t	49,195	0.55	47,678	1.00	20,812	0	117,685	0	117,685
34-1905-2244903	Developing Targeted Therapeutic Nanosyst	56,804	0.47	47,840	1.50	22,481	0	127,125	0	127,125
34-1905-2245001	Eppley	121,433	1.14	31,045	0.55	32,756	0	185,234	0	185,234
34-1905-2246001	Eppley	23,050	0.28	40,800	1.00	13,718	0	77,568	0	77,568
34-1905-2247001	Eppley	10,273	0.09	9,706	0.33	4,292	0	24,271	0	24,271
34-1905-2249011	Eppley	42,000	0.39	59,925	1.85	21,896	0	123,821	0	123,821
34-1905-2250006	Eppley	116,773	1.67	21,554	0.50	29,717	0	168,044	0	168,044
34-1905-2251001	Eppley	42,000	0.39	0	0.00	9,023	0	51,023	0	51,023
34-1905-2252001	Eppley	64,335	0.76	17,754	0.40	17,634	0	99,723	0	99,723
	TOTAL	**1,711,346**	**18.05**	**1,540,144**	**27.68**	**698,692**	**0**	**3,950,182**	**0**	**3,950,182**

UNMC-Federal Advance-737 Federal/Restricted

COST OBJECT		FACULTY Dollar	FACULTY FTE	NON FACULTY Dollar	NON FACULTY FTE	EMPLOYEE BENEFITS	PERSONAL SERVICE CREDITS	TOTAL PERSONAL SERVICES	TOTAL OPERATING EXPENSES	TOTAL
35-1905-2041001	Eppley	20,922	0.16	73,950	1.48	20,382	0	115,254	0	115,254
35-1905-2044001	Eppley	64,726	0.34	10,556	0.25	16,172	0	91,454	0	91,454
35-1905-2045001	Eppley	110,169	0.71	43,996	0.95	33,119	0	187,284	0	187,284
	TOTAL	**195,817**	**1.20**	**128,502**	**2.68**	**69,673**	**0**	**393,992**	**0**	**393,992**

UNMC-Trust-Grant/Cont/Loan/End-738 Trust/Restricted

COST OBJECT		FACULTY Dollar	FACULTY FTE	NON FACULTY Dollar	NON FACULTY FTE	EMPLOYEE BENEFITS	PERSONAL SERVICE CREDITS	TOTAL PERSONAL SERVICES	TOTAL OPERATING EXPENSES	TOTAL
36-1905-2293001	Eppley	6,087	0.04	41,035	0.45	10,689	0	57,811	0	57,811
36-1905-2294001	Eppley	4,150	0.03	5,532	0.08	2,196	0	11,878	0	11,878
36-1905-2295888	Eppley	0	0.00	3,695	0.05	838	0	4,533	0	4,533
36-1905-2328001	Eppley	2,790	0.02	751	0.02	804	0	4,345	0	4,345
36-1905-2336001	Eppley	12,458	0.09	9,708	0.33	5,027	0	27,193	0	27,193
36-1905-2337001	Eppley	0	0.00	44,624	0.70	10,123	0	54,747	0	54,747
36-1905-2340001	Eppley	0	0.00	30,900	0.60	7,009	0	37,909	0	37,909
36-1905-2341001	Eppley	2,100	0.02	4,768	0.10	1,558	0	8,426	0	8,426
36-1905-2343001	Eppley	9,463	0.06	63,999	1.25	16,663	0	90,125	0	90,125
37-1901-2010001	College of Dentistry Admin Service	27,840	0.02	0	0.00	6,316	0	34,156	0	34,156
37-1905-2001001	Eppley Professorship	0	0.00	82,758	0.21	0	0	82,758	0	82,758
37-1905-2003001	Eppley Fdn/Carcinogensis	0	0.00	87,700	0.22	19,893	0	107,593	0	107,593
37-1905-2022001	Project Purple Pancreatic Rsrch Master	0	0.00	120,399	2.00	27,310	0	147,709	0	147,709
37-1905-2025001	Eppley	0	0.00	27,351	0.50	6,204	0	33,555	0	33,555
37-1905-2043001	Eppley	0	0.00	18,390	0.35	4,170	0	22,560	0	22,560
37-1905-2044001	Eppley	47,679	1.00	0	0.00	10,815	0	58,494	0	58,494
37-1905-2045001	Eppley	0	0.00	11,528	0.20	2,616	0	14,144	0	14,144
37-1905-2046001	Eppley	26,476	0.60	0	0.00	6,005	0	32,481	0	32,481
37-1905-2047001	Eppley	16,368	0.25	14,111	0.25	6,913	0	37,392	0	37,392
37-1905-2048001	Eppley	13,592	0.25	10,556	0.25	5,478	0	29,626	0	29,626

COST OBJECT LISTING BY SUB PROGRAM
2020-2021GENERAL OPERATING BUDGET
UNIVERSITY OF NEBRASKA MEDICAL CENTER

SUBPROGRAM #/NAME: 19 Eppley Research Institute

UNMC-Trust-Grant/Cont/Loan/End-738 Trust/Restricted

COST OBJECT		FACULTY Dollar	FACULTY FTE	NON FACULTY Dollar	NON FACULTY FTE	EMPLOYEE BENEFITS	PERSONAL SERVICE CREDITS	TOTAL PERSONAL SERVICES	TOTAL OPERATING EXPENSES	TOTAL
37-1905-2100104	Borgstahl	0	0.00	47,679	1.00	10,815	0	58,494	0	58,494
37-1905-2100106	Dong	0	0.00	29,950	0.57	6,794	0	36,744	0	36,744
37-1905-2100107	Natarajan	0	0.00	16,320	0.25	3,702	0	20,022	0	20,022
37-1905-2100109	Radhakrishnan	0	0.00	23,839	0.50	5,407	0	29,246	0	29,246
37-1905-2100114	Woods	0	0.00	47,680	1.00	10,816	0	58,496	0	58,496
37-1905-2100116	Mehla	0	0.00	38,143	0.80	8,652	0	46,795	0	46,795
37-1905-2202001	Eppley	0	0.00	7,725	0.15	1,753	0	9,478	0	9,478
37-1905-2204001	Eppley	13,592	0.25	0	0.00	3,083	0	16,675	0	16,675
37-1905-2206001	Eppley	0	0.00	4,859	0.15	1,103	0	5,962	0	5,962
37-1905-2206201	Tahirov Project	9,821	0.15	11,289	0.20	4,788	0	25,898	0	25,898
37-1905-2207001	Eppley	0	0.00	582	0.01	133	0	715	0	715
37-1905-2214001	Eppley	0	0.00	9,706	0.33	2,203	0	11,909	0	11,909
37-1905-2217101	Bronich-Development of a New Nanomedicin	11,920	0.25	0	0.00	2,704	0	14,624	0	14,624
37-1905-2219001	Eppley Cancer Institute	70,304	1.00	78,330	1.50	33,715	0	182,349	0	182,349
37-1905-4003001	Eppley	25,000	0.00	0	0.00	5,671	0	30,671	0	30,671
	TOTAL	**299,640**	**4.04**	**893,907**	**14.04**	**251,966**	**0**	**1,445,513**	**0**	**1,445,513**

UNMC-Auxiliary-739 Auxiliaries & Services/Restricted

COST OBJECT		FACULTY Dollar	FACULTY FTE	NON FACULTY Dollar	NON FACULTY FTE	EMPLOYEE BENEFITS	PERSONAL SERVICE CREDITS	TOTAL PERSONAL SERVICES	TOTAL OPERATING EXPENSES	TOTAL
33-1953-0550	Crystallography Facility	0	0.00	23,839	0.50	6,623	0	30,462	0	30,462
33-1953-0556	NMR Facility	0	0.00	5,075	0.06	1,409	0	6,484	0	6,484
33-1953-0558	Intvit Phtn Img Core	36,791	0.50	0	0.00	10,223	0	47,014	0	47,014
	TOTAL	**36,791**	**0.50**	**28,914**	**0.56**	**18,255**	**0**	**83,960**	**0**	**83,960**
	SUB PROGRAM TOTAL	**4,045,673**	**34**	**3,799,547**	**62**	**1,842,376**	**0**	**9,687,596**	**183,068**	**9,870,664**

SUBPROGRAM #/NAME: 20 College of Pharmacy

UNMC-State General Fund-731 State & University Generated/Unrestricted

COST OBJECT		FACULTY Dollar	FACULTY FTE	NON FACULTY Dollar	NON FACULTY FTE	EMPLOYEE BENEFITS	PERSONAL SERVICE CREDITS	TOTAL PERSONAL SERVICES	TOTAL OPERATING EXPENSES	TOTAL
31-2001-0004	College of Pharmacy	488,756	3.71	784,118	6.94	351,038	0	1,623,912	21,383	1,645,295
31-2001-0050	COP Special Tuition	648,053	4.28	18,564	0.40	99,688	0	766,305	16,800	783,105
31-2001-0292	Salary Release-Pharmacy Practice	0	0.00	9,320	0.24	0	0	9,320	0	9,320
31-2001-0334	COP Distr Of Indirect Cost	0	0.00	23,513	0.55	6,772	0	30,285	0	30,285
31-2001-5001	Diff Tuition Sup1819	166,950	0.00	0	0.00	0	0	166,950	0	166,950
31-2001-5003	Chinese Sch Prgm	407,998	3.00	0	0.00	117,504	0	525,502	0	525,502
31-2005-0001	Pharmaceutical Sciences	1,324,141	8.40	98,167	0.40	409,625	0	1,831,933	38,011	1,869,944
31-2005-0045	COP- Oupicky Start Up	3,676	0.18	0	0.00	0	0	3,676	0	3,676
31-2005-0061	COP Pharmaceutical Sci-Dev	75,701	1.51	49,136	1.00	35,953	0	160,790	0	160,790
31-2005-0505	POE-Ctr for Drug Delivery&Nanomedicine	126,627	0.68	20,002	0.50	0	0	146,629	0	146,629
31-2005-0506	POE-DRUG DISCOVERYID	132,975	1.50	0	0.00	19,314	0	152,289	0	152,289
31-2005-3054	COSTSHARING 36-5234-2420-001	3,088	0.02	0	0.00	0	0	3,088	0	3,088
31-2005-3055	COSTSHARING/ 36-2005-2149-001	10,572	0.06	0	0.00	3,045	0	13,617	0	13,617
31-2005-3056	COSTSHARING/ 36-2005-2150-001	1,973	0.01	0	0.00	568	0	2,541	0	2,541
31-2005-3057	COSTSHARING/ 36-5140-2176-001	5,925	0.03	0	0.00	1,706	0	7,631	0	7,631
31-2007-0004	College of Pharmacy General	0	0.00	100,000	5.00	28,800	0	128,800	0	128,800
31-2009-0001	Pharmacy Practice	1,264,361	12.69	107,790	0.49	510,389	0	1,882,540	25,869	1,908,409
31-2009-0051	POE-Pharmaceutical Outcomes	94,269	0.70	0	0.00	12,196	0	106,465	0	106,465

COST OBJECT LISTING BY SUB PROGRAM
2020-2021GENERAL OPERATING BUDGET
UNIVERSITY OF NEBRASKA MEDICAL CENTER

SUBPROGRAM #/NAME: 20 College of Pharmacy

UNMC-State General Fund-731 State & University Generated/Unrestricted

COST OBJECT		FACULTY Dollar	FACULTY FTE	NON FACULTY Dollar	NON FACULTY FTE	EMPLOYEE BENEFITS	PERSONAL SERVICE CREDITS	TOTAL PERSONAL SERVICES	TOTAL OPERATING EXPENSES	TOTAL
31-2009-0092	COP-KNOELL START UP	0	0.00	91,891	2.31	25,291	0	117,182	0	117,182
	TOTAL	**4,755,065**	**36.77**	**1,302,501**	**17.83**	**1,621,889**	**0**	**7,679,455**	**102,063**	**7,781,518**

UNMC-Federal Letter of Credit-736 Federal/Restricted

COST OBJECT		FACULTY Dollar	FACULTY FTE	NON FACULTY Dollar	NON FACULTY FTE	EMPLOYEE BENEFITS	PERSONAL SERVICE CREDITS	TOTAL PERSONAL SERVICES	TOTAL OPERATING EXPENSES	TOTAL
34-2001-2002001	College of Pharmacy	107,836	0.95	86,023	1.80	41,647	0	235,506	0	235,506
34-2001-2002101	Fox Portion	19,730	0.08	47,205	0.95	14,380	0	81,315	0	81,315
34-2005-2064001	College of Pharmacy	1,318	0.01	0	0.00	283	0	1,601	0	1,601
34-2005-2074010	Core B: NanoART Pharmacokinetics and Vir	78,965	1.05	26,223	0.55	22,597	0	127,785	0	127,785
34-2005-2077001	College of Pharmacy	68,360	0.52	43,509	1.00	24,034	0	135,903	0	135,903
34-2005-2080001	College of Pharmacy	41,911	0.24	0	0.00	9,005	0	50,916	0	50,916
34-2005-2081001	College of Pharmacy	42,626	0.29	2,540	0.03	9,702	0	54,868	0	54,868
34-2005-2082001	College of Pharmacy	60,383	0.54	0	0.00	12,972	0	73,355	0	73,355
34-2005-2084001	College of Pharmacy	33,423	0.25	0	0.00	7,180	0	40,603	0	40,603
34-2005-2086001	College of Pharmacy	29,253	0.28	0	0.00	6,283	0	35,536	0	35,536
34-2005-2089102	Nebraska Center for Nanomed - Admin Core	106,673	1.14	62,668	1.01	36,754	0	206,095	0	206,095
34-2005-2089202	Nebraska Center for Nanomed - Core One	35,760	0.75	0	0.00	7,682	0	43,442	0	43,442
34-2005-2090001	College of Pharmacy	27,477	0.16	82,201	1.70	23,562	0	133,240	0	133,240
34-2005-2092001	College of Pharmacy	14,182	0.08	28,989	0.60	9,274	0	52,445	0	52,445
34-2005-2093001	College of Pharmacy	26,271	0.20	0	0.00	5,644	0	31,915	0	31,915
34-2005-2094001	College of Pharmacy	52,353	0.41	78,197	1.60	28,046	0	158,596	0	158,596
34-2005-2095001	College of Pharmacy	94,731	1.36	12,000	0.40	22,930	0	129,661	0	129,661
34-2005-2096001	College of Pharmacy	24,000	0.20	47,679	1.00	15,399	0	87,078	0	87,078
34-2005-2097001	Optimization of Antischistosomal Chemoty	83,312	1.10	47,680	1.00	28,142	0	159,134	0	159,134
34-2005-2098001	College of Pharmacy	42,900	0.26	0	0.00	9,216	0	52,116	0	52,116
34-2005-2099001	Evaluating mycothiolation of xenobiotics	27,505	0.17	0	0.00	5,910	0	33,415	0	33,415
34-2005-2100101	Chloroquine-based polymer particles as o	27,578	0.15	0	0.00	5,925	0	33,503	0	33,503
34-2009-2031001	College of Pharmacy	33,672	0.22	15,584	0.30	10,582	0	59,838	0	59,838
34-2009-2033001	College of Pharmacy	87,580	0.72	0	0.00	18,814	0	106,394	0	106,394
	TOTAL	**1,167,799**	**11.11**	**580,498**	**11.94**	**375,963**	**0**	**2,124,260**	**0**	**2,124,260**

UNMC-Federal Advance-737 Federal/Restricted

COST OBJECT		FACULTY Dollar	FACULTY FTE	NON FACULTY Dollar	NON FACULTY FTE	EMPLOYEE BENEFITS	PERSONAL SERVICE CREDITS	TOTAL PERSONAL SERVICES	TOTAL OPERATING EXPENSES	TOTAL
35-2005-2022001	College of Pharmacy	7,484	0.06	23,839	0.50	6,729	0	38,052	0	38,052
35-2005-2023013	College of Pharmacy	21,820	0.13	46,000	1.00	14,570	0	82,390	0	82,390
35-2005-2024001	Collaborative Research: Theoretical and	31,147	0.53	47,680	1.00	16,935	0	95,762	0	95,762
35-2005-2026001	CAREER: Experimental and Theoretical Stu	9,974	0.08	0	0.00	2,143	0	12,117	0	12,117
	TOTAL	**70,425**	**0.80**	**117,519**	**2.50**	**40,377**	**0**	**228,321**	**0**	**228,321**

UNMC-Trust-Grant/Cont/Loan/End-738 Trust/Restricted

COST OBJECT		FACULTY Dollar	FACULTY FTE	NON FACULTY Dollar	NON FACULTY FTE	EMPLOYEE BENEFITS	PERSONAL SERVICE CREDITS	TOTAL PERSONAL SERVICES	TOTAL OPERATING EXPENSES	TOTAL
36-2001-2015001	College of Pharmacy	19,230	0.06	17,287	0.30	8,283	0	44,800	0	44,800
36-2001-2016001	College of Pharmacy	28,938	0.10	51,817	1.00	18,317	0	99,072	0	99,072
36-2005-2123005	Targeted Core Shell Nanogels for Triple	45,815	0.63	0	0.00	10,392	0	56,207	0	56,207
36-2005-2127005	Targeting the colchicine site in tubulin	4,376	0.02	0	0.00	992	0	5,368	0	5,368
36-2005-2138004	College of Pharmacy	61,481	1.06	0	0.00	13,946	0	75,427	0	75,427

COST OBJECT LISTING BY SUB PROGRAM
2020-2021GENERAL OPERATING BUDGET
UNIVERSITY OF NEBRASKA MEDICAL CENTER

SUBPROGRAM #/NAME: 20 College of Pharmacy

UNMC-Trust-Grant/Cont/Loan/End-738 Trust/Restricted

COST OBJECT		FACULTY Dollar	FACULTY FTE	NON FACULTY Dollar	NON FACULTY FTE	EMPLOYEE BENEFITS	PERSONAL SERVICE CREDITS	TOTAL PERSONAL SERVICES	TOTAL OPERATING EXPENSES	TOTAL
36-2005-2141001	College of Pharmacy	90,781	0.89	47,679	1.00	31,407	0	169,867	0	169,867
36-2005-2142001	College of Pharmacy	19,364	0.20	0	0.00	4,392	0	23,756	0	23,756
36-2005-2144001	College of Pharmacy	21,827	0.17	41,759	0.95	14,425	0	78,011	0	78,011
36-2005-2148001	College of Pharmacy	32,051	0.61	0	0.00	7,271	0	39,322	0	39,322
36-2005-2149001	College of Pharmacy	19,955	0.40	17,784	0.50	8,561	0	46,300	0	46,300
36-2005-2150001	College of Pharmacy	0	0.00	5,150	0.10	1,168	0	6,318	0	6,318
36-2005-2152001	College of Pharmacy	9,682	0.10	0	0.00	2,196	0	11,878	0	11,878
36-2005-2153001	College of Pharmacy	24,000	0.20	48,000	1.00	16,332	0	88,332	0	88,332
36-2005-2154001	The Role of LPA1 in Periodontal Disease	3,623	0.03	0	0.00	822	0	4,445	0	4,445
36-2005-2155001	Developing a model of pharmacy-based pre	6,690	0.05	0	0.00	1,518	0	8,208	0	8,208
36-2005-2156001	Small molecule protein-protein interacti	0	0.00	49,920	1.00	11,323	0	61,243	0	61,243
36-2005-2157001	Targeting Nanotherapeutics for Neuroprot	15,665	0.19	0	0.00	3,554	0	19,219	0	19,219
36-2009-2050014	Chicago Clinical Trials Unit	10,444	0.05	0	0.00	2,369	0	12,813	0	12,813
36-2009-2060001	College of Pharmacy	19,747	0.14	0	0.00	4,480	0	24,227	0	24,227
36-2009-2062001	College of Pharmacy	7,899	0.06	4,465	0.09	2,804	0	15,168	0	15,168
36-2009-2063002	ACTG Pharmacology Support Laboratory - L	60,904	0.26	88,641	1.60	33,922	0	183,467	0	183,467
36-2009-2064002	ACTG-Chair of A5375 - Leadership and Ope	11,854	0.08	0	0.00	2,688	0	14,542	0	14,542
36-2009-2065002	ACTG Protocol Chair Support- A-5362	5,306	0.04	0	0.00	1,203	0	6,509	0	6,509
36-2009-2067002	AACTG - A5372 Chair Protocol - Leadershi	9,686	0.08	0	0.00	2,198	0	11,884	0	11,884
36-2009-2069001	Preclinical evaluation of the anti-neuro	20,724	0.30	0	0.00	4,700	0	25,424	0	25,424
36-2009-2070001	Outcomes associated with a collaborative	40,700	0.29	0	0.00	9,232	0	49,932	0	49,932
36-2009-2072001	Pharmacokinetic and pharmacodynamic eval	14,396	0.10	0	0.00	3,264	0	17,660	0	17,660
37-2001-2001001	Pharmacy Practice	0	0.00	48,500	1.00	11,003	0	59,503	0	59,503
37-2001-2013001	Peds Clinical Pharmacology	39,025	0.29	49,000	1.00	19,966	0	107,991	0	107,991
37-2005-2001001	Pharmaceutical Sciences Rsch	655	0.01	0	0.00	150	0	805	0	805
37-2005-2017001	Pharmaceutical Sciences	0	0.00	41,186	0.50	9,342	0	50,528	0	50,528
37-2005-2024001	Pharmaceutical Sciences	16,714	0.29	0	0.00	3,792	0	20,506	0	20,506
37-2005-2074001	Development of NTSR1-targeted Radiothera	43,516	1.00	0	0.00	9,871	0	53,387	0	53,387
	TOTAL	**705,048**	**7.69**	**511,188**	**10.04**	**275,883**	**0**	**1,492,119**	**0**	**1,492,119**

UNMC-Auxiliary-739 Auxiliaries & Services/Restricted

COST OBJECT		FACULTY Dollar	FACULTY FTE	NON FACULTY Dollar	NON FACULTY FTE	EMPLOYEE BENEFITS	PERSONAL SERVICE CREDITS	TOTAL PERSONAL SERVICES	TOTAL OPERATING EXPENSES	TOTAL
33-2001-0030	Course Fees	0	0.00	31,396	0.65	8,722	0	40,118	0	40,118
33-2001-0033	Therapeutic Vision II	0	0.00	68,346	1.50	18,988	0	87,334	0	87,334
33-2001-0060	COP Tech Prg Fees	81,181	1.00	0	0.00	22,555	0	103,736	0	103,736
33-2001-0200	COP Student Technology Fee	0	0.00	52,070	1.00	14,467	0	66,537	0	66,537
33-2001-0600	COP_Chinese Program Fee	0	0.00	118,065	2.27	33,511	0	151,576	0	151,576
	TOTAL	**81,181**	**1.00**	**269,877**	**5.42**	**98,243**	**0**	**449,301**	**0**	**449,301**
	SUB PROGRAM TOTAL	**6,779,518**	**57**	**2,781,583**	**48**	**2,412,355**	**0**	**11,973,456**	**102,063**	**12,075,519**

SUBPROGRAM #/NAME: 22 Other Instruction or Research

UNMC-State General Fund-731 State & University Generated/Unrestricted

COST OBJECT		FACULTY Dollar	FACULTY FTE	NON FACULTY Dollar	NON FACULTY FTE	EMPLOYEE BENEFITS	PERSONAL SERVICE CREDITS	TOTAL PERSONAL SERVICES	TOTAL OPERATING EXPENSES	TOTAL
31-2211-0004	Chancellor Program Devel	251,111	0.00	295,978	0.00	157,562	0	704,651	0	704,651
31-2213-0109	Community Partnership Funding	0	0.00	51,827	0.00	0	0	51,827	0	51,827
31-2213-0119	Campus Reallocation	1,087,640	0.00	76,304	0.00	0	0	1,163,944	0	1,163,944

COST OBJECT LISTING BY SUB PROGRAM
2020-2021GENERAL OPERATING BUDGET
UNIVERSITY OF NEBRASKA MEDICAL CENTER

SUBPROGRAM #/NAME: 22 Other Instruction or Research

UNMC-State General Fund-731 State & University Generated/Unrestricted

COST OBJECT		FACULTY Dollar	FACULTY FTE	NON FACULTY Dollar	NON FACULTY FTE	EMPLOYEE BENEFITS	PERSONAL SERVICE CREDITS	TOTAL PERSONAL SERVICES	TOTAL OPERATING EXPENSES	TOTAL
31-2213-0200	Int'l Health & Medical Education	0	0.00	156,312	1.40	38,122	0	194,434	0	194,434
31-2213-0301	ASSOC VC GLOBAL ENG	0	0.00	96,345	0.00	0	0	96,345	0	96,345
31-2213-0500	Faculty Outstanding Performance Stipend	332,020	0.00	0	0.00	95,621	0	427,641	0	427,641
31-2217-0004	Radiation Safety	0	0.00	145,625	5.88	66,878	0	212,503	-680	211,823
31-2217-0024	Radiation Waste Disposal	0	0.00	0	0.00	0	0	0	16,114	16,114
31-2217-0054	Chemical Safety	0	0.00	175,195	3.73	58,300	0	233,495	3,719	237,214
31-2217-0104	Chem/Rad Spill Response Team	0	0.00	0	0.00	0	0	0	3,960	3,960
31-2217-0400	UNMC Safety	0	0.00	202,684	4.00	66,997	0	269,681	2,440	272,121
31-2217-0500	Dir-Envirn Hlth Safe	0	0.00	116,582	1.00	43,475	0	160,057	0	160,057
31-2299-0405	Academic Support Services	0	0.00	0	0.00	0	0	0	140,324	140,324
	TOTAL	**1,670,771**	**0.00**	**1,316,852**	**16.00**	**526,955**	**0**	**3,514,578**	**165,877**	**3,680,455**

UNMC-State General Fund-731 Cash & Student Contracts/Designated

COST OBJECT		FACULTY Dollar	FACULTY FTE	NON FACULTY Dollar	NON FACULTY FTE	EMPLOYEE BENEFITS	PERSONAL SERVICE CREDITS	TOTAL PERSONAL SERVICES	TOTAL OPERATING EXPENSES	TOTAL
31-2215-0014	Unbudgeted O/H Income	0	0.00	0	0.00	0	0	0	31,675,000	31,675,000
	TOTAL	**0**	**0.00**	**0**	**0.00**	**0**	**0**	**0**	**31,675,000**	**31,675,000**

UNMC-Auxiliary-739 Auxiliaries & Services/Restricted

COST OBJECT		FACULTY Dollar	FACULTY FTE	NON FACULTY Dollar	NON FACULTY FTE	EMPLOYEE BENEFITS	PERSONAL SERVICE CREDITS	TOTAL PERSONAL SERVICES	TOTAL OPERATING EXPENSES	TOTAL
33-2217-0526	Radiation Safety VA	0	0.00	92,983	1.00	25,833	0	118,816	0	118,816
	TOTAL	**0**	**0.00**	**92,983**	**1.00**	**25,833**	**0**	**118,816**	**0**	**118,816**
	SUB PROGRAM TOTAL	**1,670,771**	**0**	**1,409,835**	**17**	**552,788**	**0**	**3,633,394**	**31,840,877**	**35,474,271**

SUBPROGRAM #/NAME: 23 Student Aid

UNMC-State General Fund-731 State & University Generated/Unrestricted

COST OBJECT		FACULTY Dollar	FACULTY FTE	NON FACULTY Dollar	NON FACULTY FTE	EMPLOYEE BENEFITS	PERSONAL SERVICE CREDITS	TOTAL PERSONAL SERVICES	TOTAL OPERATING EXPENSES	TOTAL
31-2313-0007	Collegebound Nebraska	0	0.00	0	0.00	0	0	0	300,000	300,000
	TOTAL	**0**	**0.00**	**0**	**0.00**	**0**	**0**	**0**	**300,000**	**300,000**
	SUB PROGRAM TOTAL	**0**	**0**	**0**	**0**	**0**	**0**	**0**	**300,000**	**300,000**

SUBPROGRAM #/NAME: 24 International Programs

UNMC-Auxiliary-739 Auxiliaries & Services/Restricted

COST OBJECT		FACULTY Dollar	FACULTY FTE	NON FACULTY Dollar	NON FACULTY FTE	EMPLOYEE BENEFITS	PERSONAL SERVICE CREDITS	TOTAL PERSONAL SERVICES	TOTAL OPERATING EXPENSES	TOTAL
33-2405-0010	VISA Processing Fees	0	0.00	226,572	3.60	62,949	0	289,521	15,000	304,521
33-2405-0035	Shanghai Kemeng GE	0	0.00	49,182	0.63	13,664	0	62,846	0	62,846
	TOTAL	**0**	**0.00**	**275,754**	**4.23**	**76,613**	**0**	**352,367**	**15,000**	**367,367**
	SUB PROGRAM TOTAL	**0**	**0**	**275,754**	**4**	**76,613**	**0**	**352,367**	**15,000**	**367,367**

SUBPROGRAM #/NAME: 25 Instruction Budget Adjustments

COST OBJECT LISTING BY SUB PROGRAM
2020-2021GENERAL OPERATING BUDGET
UNIVERSITY OF NEBRASKA MEDICAL CENTER

SUBPROGRAM #/NAME: 25 Instruction Budget Adjustments

UNMC-State General Fund-731 State & University Generated/Unrestricted

COST OBJECT		FACULTY Dollar	FACULTY FTE	NON FACULTY Dollar	NON FACULTY FTE	EMPLOYEE BENEFITS	PERSONAL SERVICE CREDITS	TOTAL PERSONAL SERVICES	TOTAL OPERATING EXPENSES	TOTAL
31-2599-0218	Academic Project Support	1,786,316	7.50	538,515	0.00	2,569,801	0	4,894,632	349,221	5,243,853
31-2599-0220	Faculty Diversity Funding	1,739,849	0.00	0	0.00	0	0	1,739,849	0	1,739,849
31-2599-0240	Mandatory Remissions	0	0.00	0	0.00	0	0	0	13,253	13,253
31-2599-1000	FY Temp Budget Reduction	0	0.00	0	0.00	0	0	0	-300,000	-300,000
31-2599-3000	Info System Reallocation	722,465	0.00	222,754	0.00	0	0	945,219	141,379	1,086,598
31-2599-4000	Enrollment Management	3,740,914	0.00	0	0.00	0	0	3,740,914	104,822	3,845,736
31-2599-5000	UNMC Special Budget Reduction	16,048	0.00	66,598	0.00	0	0	82,646	194,183	276,829
31-2599-6000	Faculty Tenure/Promo	454,341	0.00	50,971	0.00	0	0	505,312	0	505,312
	TOTAL	**8,459,933**	**7.50**	**878,838**	**0.00**	**2,569,801**	**0**	**11,908,572**	**502,858**	**12,411,430**
	SUB PROGRAM TOTAL	**8,459,933**	**8**	**878,838**	**0**	**2,569,801**	**0**	**11,908,572**	**502,858**	**12,411,430**

SUBPROGRAM #/NAME: 26 Continuing Studies and Public Services

UNMC-State General Fund-731 Revolving/Designated

COST OBJECT		FACULTY Dollar	FACULTY FTE	NON FACULTY Dollar	NON FACULTY FTE	EMPLOYEE BENEFITS	PERSONAL SERVICE CREDITS	TOTAL PERSONAL SERVICES	TOTAL OPERATING EXPENSES	TOTAL
32-2601-0001	General Operating	0	0.00	42,852	1.00	14,006	0	56,858	0	56,858
32-2602-0101	General Operating - Medicine	0	0.00	0	0.00	0	0	0	680,000	680,000
32-2602-0401	Cont Ed Mediated Instruction	0	0.00	0	0.00	0	0	0	9,600	9,600
32-2602-0601	Cont Ed NHS	0	0.00	0	0.00	0	0	0	40,000	40,000
32-2602-0701	Cont Ed Rounds	0	0.00	0	0.00	0	0	0	28,000	28,000
32-2602-0801	Cont Ed Outreach	0	0.00	0	0.00	0	0	0	50,000	50,000
32-2603-0301	Emergency Medical Services-General	0	0.00	0	0.00	0	0	0	48,000	48,000
32-2604-0201	Pharmacy/Dentistry/Allied Health-General	0	0.00	0	0.00	0	0	0	42,900	42,900
32-2605-0101	Continuing Education - Personnel	0	0.00	1,088,820	19.61	355,860	0	1,444,680	124,070	1,568,750
32-2693-1300	College of Nursing	39,160	0.38	272,329	4.43	101,803	0	413,292	0	413,292
32-2693-1301	Cont Ed - Nursing Misc	0	0.00	66,332	1.00	21,679	0	88,011	0	88,011
32-2693-1303	Every Woman Matters Conference	0	0.00	38,956	0.63	12,732	0	51,688	0	51,688
32-2693-1305	UNMC Mini Medical School	0	0.00	29,015	0.50	9,483	0	38,498	0	38,498
32-2699-0218	Permanent Budget Adj	0	0.00	0	0.00	0	0	0	884,403	884,403
	TOTAL	**39,160**	**0.38**	**1,538,304**	**27.16**	**515,563**	**0**	**2,093,027**	**1,906,973**	**4,000,000**
	SUB PROGRAM TOTAL	**39,160**	**0**	**1,538,304**	**27**	**515,563**	**0**	**2,093,027**	**1,906,973**	**4,000,000**

SUBPROGRAM #/NAME: 29 Academic Computing Support

UNMC-State General Fund-731 State & University Generated/Unrestricted

COST OBJECT		FACULTY Dollar	FACULTY FTE	NON FACULTY Dollar	NON FACULTY FTE	EMPLOYEE BENEFITS	PERSONAL SERVICE CREDITS	TOTAL PERSONAL SERVICES	TOTAL OPERATING EXPENSES	TOTAL
31-2908-0100	IT Academic Funding	0	0.00	1,227,612	14.54	303,787	0	1,531,399	0	1,531,399
31-2908-0906	IT ACAD TECHNOLOGY	0	0.00	0	0.00	0	0	0	188,338	188,338
31-2908-0946	IT CLASSRM ENHANC	0	0.00	0	0.00	0	0	0	23,298	23,298
31-2908-0966	IT Class Sorrell	0	0.00	0	0.00	0	0	0	394,376	394,376
31-2910-0004	Vice Chancellor for Academic ITS	43,216	1.00	75,735	0.00	34,258	0	153,209	0	153,209
	TOTAL	**43,216**	**1.00**	**1,303,347**	**14.54**	**338,045**	**0**	**1,684,608**	**606,012**	**2,290,620**

COST OBJECT LISTING BY SUB PROGRAM
2020-2021GENERAL OPERATING BUDGET
UNIVERSITY OF NEBRASKA MEDICAL CENTER

SUBPROGRAM #/NAME: 29 Academic Computing Support

UNMC-Auxiliary-739 Auxiliaries & Services/Restricted

COST OBJECT		FACULTY Dollar	FACULTY FTE	NON FACULTY Dollar	NON FACULTY FTE	EMPLOYEE BENEFITS	PERSONAL SERVICE CREDITS	TOTAL PERSONAL SERVICES	TOTAL OPERATING EXPENSES	TOTAL
33-2908-0006	IT SLA CLEARINGHOUSE	0	0.00	1,104,821	15.43	292,449	0	1,397,270	0	1,397,270
33-2908-0112	IT DEVOPS-MOBILE	0	0.00	166,822	2.50	46,349	0	213,171	0	213,171
33-2908-0256	IT DATA CTR-UNMC	0	0.00	0	0.00	0	0	0	244,700	244,700
33-2908-0258	IT NETWORK UNMC	0	0.00	0	0.00	0	0	0	372,515	372,515
33-2908-0260	IT SERVERS-UNMC	0	0.00	0	0.00	0	0	0	180,000	180,000
33-2908-0316	IT VIDEO-SVCS	0	0.00	0	0.00	0	0	0	158,000	158,000
33-2908-0326	IT VIDEO-BUFFETT SUPP	0	0.00	44,484	0.88	12,359	0	56,843	0	56,843
33-2908-0336	IT VIDEO-CLASS TECHS	0	0.00	174,442	3.44	48,465	0	222,907	0	222,907
33-2908-0582	IT INFO SECURITY	0	0.00	0	0.00	0	0	0	969,200	969,200
33-2908-0584	IT INFO SEC-VC COMM	0	0.00	106,084	1.00	29,473	0	135,557	0	135,557
33-2908-0715	IT INSTRUCT TECHNOLOGY	0	0.00	0	0.00	0	0	0	30,000	30,000
33-2908-0800	IT WORKSTATION	0	0.00	0	0.00	0	0	0	31,000	31,000
33-2909-0006	Telecom Line Rate Rev/Exp	0	0.00	0	0.00	0	0	0	3,160,900	3,160,900
	TOTAL	**0**	**0.00**	**1,596,653**	**23.25**	**429,095**	**0**	**2,025,748**	**5,146,315**	**7,172,063**
	SUB PROGRAM TOTAL	**43,216**	**1**	**2,900,000**	**38**	**767,140**	**0**	**3,710,356**	**5,752,327**	**9,462,683**

SUBPROGRAM #/NAME: 30 Rural Health Education Network

UNMC-State General Fund-731 State & University Generated/Unrestricted

COST OBJECT		FACULTY Dollar	FACULTY FTE	NON FACULTY Dollar	NON FACULTY FTE	EMPLOYEE BENEFITS	PERSONAL SERVICE CREDITS	TOTAL PERSONAL SERVICES	TOTAL OPERATING EXPENSES	TOTAL
31-3003-0001	RURAL HEALTH INITVS	60,000	1.00	65,000	0.50	0	0	125,000	0	125,000
31-3005-0001	RHEN - Allied Health	144,779	1.56	164,750	1.93	86,285	0	395,814	17,253	413,067
31-3007-0001	RHEN - College Of Medicine	55,662	0.00	32,395	0.58	9,330	0	97,387	3,078	100,465
31-3009-0001	RHEN - Nursing	59,238	0.33	0	0.00	17,060	0	76,298	2,314	78,612
31-3013-0001	RHEN - Family Practice	113,030	0.73	93,929	3.15	74,989	0	281,948	10,162	292,110
31-3015-0001	RHEN/Special Programs	56,767	0.30	0	0.00	16,349	0	73,116	36,567	109,683
31-3015-0051	RHEL Distance Center	0	0.00	45,491	0.98	0	0	45,491	0	45,491
31-3015-0075	POE-RHEN-Health Science Programs	0	0.00	0	0.00	0	0	0	30,000	30,000
	TOTAL	**489,476**	**3.93**	**401,565**	**7.14**	**204,013**	**0**	**1,095,054**	**99,374**	**1,194,428**
	SUB PROGRAM TOTAL	**489,476**	**4**	**401,565**	**7**	**204,013**	**0**	**1,095,054**	**99,374**	**1,194,428**

SUBPROGRAM #/NAME: 32 Research Initiative

31-3205-0162	Nuclear Magnetic Resonance Core	0	0.00	0	0.63	0	0	0	0	0
31-3205-0182	Cell Analysis Core Facility	0	0.00	0	1.34	0	0	0	0	0
31-3205-0332	Transgenic Mouse Facility - Salbaum	0	0.00	0	0.89	0	0	0	0	0
31-3205-0655	Bioimaging Facility-Boska	0	0.94	0	0.31	0	0	0	0	0
31-3205-0780	Mass Spectometry	0	0.00	0	1.08	0	0	0	0	0
31-3205-0790	Nanoimaging Core Facility for Molecular	0	0.00	0	0.28	0	0	0	0	0
31-3205-0840	Electron Microscopy - Todd	0	0.00	0	0.72	0	0	0	0	0
31-3205-0842	Upgrade Illumina GA11x Next Gen-Eudy	0	0.07	0	1.90	0	0	0	0	0
31-3205-0844	Bioinformatics Core	0	0.53	0	0.00	0	0	0	0	0
31-3205-0966	NRI Kaihong Seed Grt	0	0.51	0	0.00	0	0	0	0	0
31-3205-0970	NRI KUMAR SEED GRANT	0	0.00	0	0.20	0	0	0	0	0
31-3205-0972	NRI GHATE SEED GRANT	0	0.00	0	0.39	0	0	0	0	0
31-3205-0976	NRI Viswanathan Seed	0	0.00	0	0.35	0	0	0	0	0
31-3205-0978	NRI Casey Seed Grant	0	0.00	0	0.30	0	0	0	0	0
31-3205-0983	NRI POLUEKTOVA SEED	0	0.00	0	0.25	0	0	0	0	0

COST OBJECT LISTING BY SUB PROGRAM
2020-2021GENERAL OPERATING BUDGET
UNIVERSITY OF NEBRASKA MEDICAL CENTER

SUBPROGRAM #/NAME: 32 Research Initiative

31-3205-0991	NRI BIN DUAN COL SEE	0	0.35	0	0.00	0	0	0	0	0
31-3205-0992	NRI YULONG LI COL SD	0	0.20	0	0.00	0	0	0	0	0
31-3205-0996	NRI BELL COLLAB SD G	0	0.00	0	1.00	0	0	0	0	0
31-3205-0997	NRI KIELIAN COLLAB S	0	0.00	0	0.25	0	0	0	0	0
31-3205-1004	CASEY NRI COLLABGRAN	0	0.00	0	0.60	0	0	0	0	0
31-3205-1005	SINGH NRI COLLAB SEED GRANT	0	2.00	0	0.00	0	0	0	0	0
31-3205-1006	DHAWAN COLLABNRI SEED GRANT	0	0.00	0	0.48	0	0	0	0	0
31-3205-1009	BAND NRI COLLAB GRAN	0	0.00	0	0.40	0	0	0	0	0
31-3205-1010	FEY NRI COLLABSEED G	0	0.14	0	0.00	0	0	0	0	0
31-3205-1011	BAYLES NRI COLLABSEE	0	0.00	0	0.31	0	0	0	0	0
31-3205-1014	NARAYANASAMY NRI COL	0	0.50	0	0.00	0	0	0	0	0
31-3205-1017	WAHL NRI COLLABSEEDG	0	0.00	0	0.25	0	0	0	0	0
31-3205-1018	LIU NRI COLLABSEEDGR	0	0.00	0	0.18	0	0	0	0	0
31-3205-1020	THORESON NRI COLLABS	0	0.00	0	0.21	0	0	0	0	0

SUBPROGRAM #/NAME: 33 Physical Plant Administration

UNMC-State General Fund-731 State & University Generated/Unrestricted

COST OBJECT		FACULTY Dollar	FACULTY FTE	NON FACULTY Dollar	NON FACULTY FTE	EMPLOYEE BENEFITS	PERSONAL SERVICE CREDITS	TOTAL PERSONAL SERVICES	TOTAL OPERATING EXPENSES	TOTAL
31-3305-0004	Physical Plant Admin	0	0.00	470,265	8.36	80,043	0	550,308	0	550,308
31-3305-0014	Architectural / Engineering	0	0.00	48,553	0.50	707	0	49,260	0	49,260
31-3307-0006	Deferred Maintenance	0	0.00	0	0.00	0	0	0	213,403	213,403
31-3309-0006	Building Repairs & Maintenance	0	0.00	1,791,031	39.50	511,758	0	2,302,789	341,646	2,644,435
31-3309-0016	Physical Plant	0	0.00	0	0.00	0	0	0	114,431	114,431
31-3309-0036	Fume Hood Maint & Repair	0	0.00	82,949	1.00	23,890	0	106,839	0	106,839
31-3311-0006	Grounds	0	0.00	404,861	12.50	113,386	0	518,247	31,326	549,573
31-3313-0006	Security	0	0.00	637,034	24.97	-200,210	0	436,824	68,967	505,791
31-3331-0001	Purchased Utilities	0	0.00	0	0.00	0	0	0	12,993,833	12,993,833
31-3331-0006	Steam Generation	0	0.00	0	0.00	0	0	0	76,289	76,289
31-3331-0016	A/C-Supplies/Repair/Steam	0	0.00	1,550,727	20.00	458,856	0	2,009,583	0	2,009,583
31-3331-0116	Chilled Water	0	0.00	42,527	0.17	12,248	0	54,775	0	54,775
31-3333-0006	Communications Center	0	0.00	186,459	0.00	53,140	0	239,599	0	239,599
31-3399-0089	Prior Year Utility Balance	0	0.00	0	0.00	0	0	0	50,138	50,138
	TOTAL	**0**	**0.00**	**5,214,406**	**107.00**	**1,053,818**	**0**	**6,268,224**	**13,890,033**	**20,158,257**

UNMC-Auxiliary-739 Auxiliaries & Services/Restricted

COST OBJECT		FACULTY Dollar	FACULTY FTE	NON FACULTY Dollar	NON FACULTY FTE	EMPLOYEE BENEFITS	PERSONAL SERVICE CREDITS	TOTAL PERSONAL SERVICES	TOTAL OPERATING EXPENSES	TOTAL
33-3305-0005	Research Area Repairs	0	0.00	0	0.00	0	0	0	17,969	17,969
33-3313-0006	Security NE MED CNT	0	0.00	1,886,980	48.69	524,261	0	2,411,241	0	2,411,241
33-3313-0016	Security NE MED CNT	0	0.00	605,902	15.69	168,338	0	774,240	132,245	906,485
33-3331-0256	OPPD Schedule Savings-Revolving	0	0.00	385,545	4.00	107,118	0	492,663	280,669	773,332
33-3331-0396	State Energy Project	0	0.00	0	0.00	0	0	0	245,000	245,000
33-3351-0706	Job Pool- Grounds	0	0.00	419,722	10.00	116,613	0	536,335	303,401	839,736
33-3351-0746	Job Pool- Maintenance	0	0.00	278,590	5.00	77,400	0	355,990	298,262	654,252
33-3351-0806	Job Pool- Electricians	0	0.00	278,838	4.00	77,470	0	356,308	396,441	752,749
33-3351-0826	Job Pool- Carpenters	0	0.00	0	0.00	0	0	0	128,459	128,459
33-3351-0846	Job Pool-Control & Refrig	0	0.00	544,348	8.00	151,235	0	695,583	269,537	965,120
33-3351-0886	Job Pool- Design	0	0.00	2,314,820	23.94	643,127	0	2,957,947	369,271	3,327,218
33-3351-0906	Job Pool- Preventive Main	0	0.00	0	0.00	0	0	0	296,210	296,210
33-3351-0916	Refrigeration Shop	0	0.00	700,187	12.00	194,534	0	894,721	422,025	1,316,746
33-3351-0926	FMP Building Engineers	0	0.00	758,005	14.00	210,598	0	968,603	352,603	1,321,206
33-3353-5027	Cancer Center Prep Expenses	0	0.00	0	0.00	0	0	0	293,642	293,642

COST OBJECT LISTING BY SUB PROGRAM
2020-2021GENERAL OPERATING BUDGET
UNIVERSITY OF NEBRASKA MEDICAL CENTER

SUBPROGRAM #/NAME: 33 Physical Plant Administration

TOTAL	**0**	**0.00**	**8,172,937**	**145.32**	**2,270,694**	**0**	**10,443,631**	**3,805,734**	**14,249,365**
SUB PROGRAM TOTAL	**0**	**0**	**13,387,343**	**252**	**3,324,512**	**0**	**16,711,855**	**17,695,767**	**34,407,622**

SUBPROGRAM #/NAME: 38 Other Plant Operations & Maintenance

UNMC-State General Fund-731 State & University Generated/Unrestricted

COST OBJECT		FACULTY Dollar	FACULTY FTE	NON FACULTY Dollar	NON FACULTY FTE	EMPLOYEE BENEFITS	PERSONAL SERVICE CREDITS	TOTAL PERSONAL SERVICES	TOTAL OPERATING EXPENSES	TOTAL
31-3805-0808	Custodial Salaries	0	0.00	3,125,141	99.00	890,666	0	4,015,807	0	4,015,807
	TOTAL	**0**	**0.00**	**3,125,141**	**99.00**	**890,666**	**0**	**4,015,807**	**0**	**4,015,807**
	SUB PROGRAM TOTAL	**0**	**0**	**3,125,141**	**99**	**890,666**	**0**	**4,015,807**	**0**	**4,015,807**

SUBPROGRAM #/NAME: 41 Executive Administration

UNMC-State General Fund-731 State & University Generated/Unrestricted

COST OBJECT		FACULTY Dollar	FACULTY FTE	NON FACULTY Dollar	NON FACULTY FTE	EMPLOYEE BENEFITS	PERSONAL SERVICE CREDITS	TOTAL PERSONAL SERVICES	TOTAL OPERATING EXPENSES	TOTAL
31-4101-0004	Chancellor	0	0.00	1,085,796	5.00	320,614	0	1,406,410	173,503	1,579,913
31-4101-0024	Vice Chancellor for External Affairs	0	0.00	398,961	4.00	96,732	0	495,693	3,338	499,031
31-4101-0064	Strategic Planning	0	0.00	0	0.25	0	0	0	0	0
31-4103-0024	Vice Chancellor-Faculty Governance	0	0.00	0	0.00	0	0	0	6,476	6,476
	TOTAL	**0**	**0.00**	**1,484,757**	**9.25**	**417,346**	**0**	**1,902,103**	**183,317**	**2,085,420**

UNMC-Trust-Grant/Cont/Loan/End-738 Trust/Restricted

COST OBJECT		FACULTY Dollar	FACULTY FTE	NON FACULTY Dollar	NON FACULTY FTE	EMPLOYEE BENEFITS	PERSONAL SERVICE CREDITS	TOTAL PERSONAL SERVICES	TOTAL OPERATING EXPENSES	TOTAL
37-4101-6002001	Nonstate Salary Support	0	0.00	5,912	0.02	1,342	0	7,254	0	7,254
	TOTAL	**0**	**0.00**	**5,912**	**0.02**	**1,342**	**0**	**7,254**	**0**	**7,254**
	SUB PROGRAM TOTAL	**0**	**0**	**1,490,669**	**9**	**418,688**	**0**	**1,909,357**	**183,317**	**2,092,674**

SUBPROGRAM #/NAME: 42 Student Services

UNMC-State General Fund-731 State & University Generated/Unrestricted

COST OBJECT		FACULTY Dollar	FACULTY FTE	NON FACULTY Dollar	NON FACULTY FTE	EMPLOYEE BENEFITS	PERSONAL SERVICE CREDITS	TOTAL PERSONAL SERVICES	TOTAL OPERATING EXPENSES	TOTAL
31-4203-0100	Director of Student Affairs	0	0.00	635,293	13.58	211,813	0	847,106	0	847,106
31-4203-3006	COSTSHARING/ 36-0115-1005-007	0	0.00	11,410	0.17	3,286	0	14,696	0	14,696
31-4209-0014	Director of Student Services	0	0.00	0	0.00	0	0	0	26,789	26,789
31-4213-0004	Student Counseling Center	0	0.00	239,930	2.92	66,011	0	305,941	3,677	309,618
31-4213-3010	COSTSHARING/ 36-0115-1005-007	0	0.00	2,734	0.02	788	0	3,522	0	3,522
31-4217-0006	Student Health	0	0.00	0	0.00	0	0	0	29,849	29,849
31-4219-0004	Special Programs	0	0.00	0	0.00	0	0	0	7,626	7,626
31-4219-0040	SIS Implementation	0	0.00	0	4.47	0	0	0	0	0
31-4221-0004	Minority Student Affairs / Dean Flechs	0	0.00	2,000	0.06	576	0	2,576	29,287	31,863
31-4221-0010	Wellness Initiatives	0	0.10	0	0.30	0	0	0	0	0
31-4223-0004	Commencement	0	0.00	0	0.00	0	0	0	16,226	16,226
31-4225-0004	Student Loan Accounting	0	0.00	0	0.00	0	0	0	23,644	23,644
	TOTAL	**0**	**0.10**	**891,367**	**21.52**	**282,474**	**0**	**1,173,841**	**137,098**	**1,310,939**

COST OBJECT LISTING BY SUB PROGRAM
2020-2021GENERAL OPERATING BUDGET
UNIVERSITY OF NEBRASKA MEDICAL CENTER

SUBPROGRAM #/NAME: 42 Student Services

UNMC-Federal Letter of Credit-736 Federal/Restricted

COST OBJECT		FACULTY Dollar	FACULTY FTE	NON FACULTY Dollar	NON FACULTY FTE	EMPLOYEE BENEFITS	PERSONAL SERVICE CREDITS	TOTAL PERSONAL SERVICES	TOTAL OPERATING EXPENSES	TOTAL
34-4215-5014024	Pell Grant Program	0	0.00	0	0.00	0	0	0	550,000	550,000
	TOTAL	**0**	**0.00**	**0**	**0.00**	**0**	**0**	**0**	**550,000**	**550,000**

UNMC-Trust-Grant/Cont/Loan/End-738 Trust/Restricted

COST OBJECT		FACULTY Dollar	FACULTY FTE	NON FACULTY Dollar	NON FACULTY FTE	EMPLOYEE BENEFITS	PERSONAL SERVICE CREDITS	TOTAL PERSONAL SERVICES	TOTAL OPERATING EXPENSES	TOTAL
37-4209-4001001	Record Keeping Funds	0	0.00	11,591	0.26	2,629	0	14,220	0	14,220
37-4215-4001001	Record Keeping Funds	0	0.00	22,054	0.70	5,002	0	27,056	0	27,056
	TOTAL	**0**	**0.00**	**33,645**	**0.96**	**7,631**	**0**	**41,276**	**0**	**41,276**

UNMC-Auxiliary-739 Auxiliaries & Services/Restricted

COST OBJECT		FACULTY Dollar	FACULTY FTE	NON FACULTY Dollar	NON FACULTY FTE	EMPLOYEE BENEFITS	PERSONAL SERVICE CREDITS	TOTAL PERSONAL SERVICES	TOTAL OPERATING EXPENSES	TOTAL
33-4252-0046	Student Health	22,750	0.12	198,298	4.66	61,414	0	282,462	556,625	839,087
33-4253-0430	Fee Stdnt Suces&Acss	0	0.00	42,786	1.00	0	0	42,786	352,378	395,164
33-4253-0433	Student Services Transcript Fees	0	0.00	9,452	0.30	2,626	0	12,078	0	12,078
33-4253-0435	Graduation Fees	0	0.00	27,045	0.62	7,514	0	34,559	0	34,559
	TOTAL	**22,750**	**0.12**	**277,581**	**6.58**	**71,554**	**0**	**371,885**	**909,003**	**1,280,888**
	SUB PROGRAM TOTAL	**22,750**	**0**	**1,202,593**	**29**	**361,659**	**0**	**1,587,002**	**1,596,101**	**3,183,103**

SUBPROGRAM #/NAME: 43 Business and Finance

UNMC-State General Fund-731 State & University Generated/Unrestricted

COST OBJECT		FACULTY Dollar	FACULTY FTE	NON FACULTY Dollar	NON FACULTY FTE	EMPLOYEE BENEFITS	PERSONAL SERVICE CREDITS	TOTAL PERSONAL SERVICES	TOTAL OPERATING EXPENSES	TOTAL
31-4301-0014	Vice Chancellor Bus / Fin	0	0.00	351,143	2.00	76,204	0	427,347	9,110	436,457
31-4301-0044	Asst Vice Chancellor Bus/Fin	0	0.00	316,637	3.41	59,762	0	376,399	47,653	424,052
31-4301-0054	Preparedness	0	0.00	99,633	2.00	27,908	0	127,541	0	127,541
31-4301-0064	Recycling	0	0.00	66,681	1.50	19,004	0	85,685	0	85,685
31-4301-0074	NSRI-UNMC OPERATIONS	0	0.07	0	2.00	0	0	0	0	0
31-4301-0084	NABID	0	0.00	815,025	8.59	187,455	0	1,002,480	50,000	1,052,480
31-4301-3000	COSTSHARING/ 35-1209-3002-001	0	0.00	0	0.30	0	0	0	0	0
31-4305-0004	Accounting and Business Systems Developm	0	0.00	207,910	1.84	59,878	0	267,788	10,632	278,420
31-4305-0006	Student Finc Service	0	0.00	142,206	2.00	40,955	0	183,161	0	183,161
31-4307-0004	General Accounting Office (GAO)	0	0.00	411,820	4.80	79,340	0	491,160	16,111	507,271
31-4307-0014	Payroll	0	0.00	147,439	3.00	31,281	0	178,720	5,300	184,020
31-4307-0024	Accounts Payable	0	0.00	251,143	5.50	0	0	251,143	16,683	267,826
31-4307-0034	Cashiering	0	0.00	28,453	0.69	8,194	0	36,647	10,902	47,549
31-4313-0004	Budget Office	0	0.00	558,191	7.00	86,747	0	644,938	12,508	657,446
31-4313-0014	Federal R&A Recovery	0	0.00	67,121	2.80	37,404	0	104,525	6,583	111,108
31-4313-0024	Finance Controls & Compliance	0	0.00	64,507	1.88	24,215	0	88,722	0	88,722
31-4313-0050	Infrastructure Support	0	0.00	1,291,790	0.00	411,952	0	1,703,742	378,157	2,081,899
31-4317-0004	Mail Service	0	0.00	225,459	12.00	45,202	0	270,661	77,172	347,833
31-4323-0005	Executive Director-HR-Special Projects	0	0.00	46,099	1.00	13,276	0	59,375	0	59,375
31-4323-0094	Staff Diversity Specialist	0	0.00	0	1.92	0	0	0	0	0
31-4323-0204	Employee Relations	0	0.00	328,110	5.06	94,495	0	422,605	6,909	429,514
31-4323-0214	Emplyee Reward&Recog	0	0.00	0	0.00	0	0	0	116,800	116,800
31-4323-0224	Human Resources Information	0	0.00	0	0.00	0	0	0	12,593	12,593

COST OBJECT LISTING BY SUB PROGRAM
2020-2021GENERAL OPERATING BUDGET
UNIVERSITY OF NEBRASKA MEDICAL CENTER

SUBPROGRAM #/NAME: 43 Business and Finance

UNMC-State General Fund-731 State & University Generated/Unrestricted

COST OBJECT		FACULTY Dollar	FACULTY FTE	NON FACULTY Dollar	NON FACULTY FTE	EMPLOYEE BENEFITS	PERSONAL SERVICE CREDITS	TOTAL PERSONAL SERVICES	TOTAL OPERATING EXPENSES	TOTAL
31-4323-0244	Strategic Staffing & Compensation	0	0.00	721,292	11.48	207,732	0	929,024	61,941	990,965
31-4323-0264	Benefits and Records	0	0.00	187,702	3.40	54,059	0	241,761	10,526	252,287
31-4323-0274	New Employee Orientation	0	0.00	0	0.00	0	0	0	18,475	18,475
31-4323-0284	Human Resource Development	0	0.00	0	0.00	0	0	0	24,007	24,007
31-4323-0304	Human Resources Administration	0	0.00	0	0.00	0	0	0	24,602	24,602
31-4324-0104	Executive Director	0	0.00	245,146	1.20	70,602	0	315,748	0	315,748
31-4324-0105	FEAP	0	0.00	92,492	0.65	0	0	92,492	0	92,492
31-4325-0104	Personnel Consultants-Unemploy Comp	0	0.00	0	0.00	0	0	0	12,721	12,721
31-4325-0514	Personnel Emp Scholarship-Metro Tk	0	0.00	0	0.00	0	0	0	28,095	28,095
31-4326-0004	Purchasing Department	0	0.00	496,402	7.85	104,242	0	600,644	5,021	605,665
31-4332-0014	UNMC Wide Computing	0	0.00	2,197,278	32.50	593,257	0	2,790,535	457,444	3,247,979
31-4332-8111	IT DEVOPS STATE ADM	0	0.00	0	0.00	0	0	0	171,030	171,030
31-4338-0014	DAS Acct Service Charge	0	0.00	0	0.00	0	0	0	79,322	79,322
31-4399-0218	Special Projects	0	0.00	1,484,246	0.00	335,590	0	1,819,836	-397,957	1,421,879
	TOTAL	**0**	**0.07**	**10,843,925**	**126.35**	**2,668,754**	**0**	**13,512,679**	**1,272,340**	**14,785,019**

UNMC-State General Fund-731 Cash & Student Contracts/Designated

COST OBJECT		FACULTY Dollar	FACULTY FTE	NON FACULTY Dollar	NON FACULTY FTE	EMPLOYEE BENEFITS	PERSONAL SERVICE CREDITS	TOTAL PERSONAL SERVICES	TOTAL OPERATING EXPENSES	TOTAL
31-4309-0004	Sponsored Programs Accounting (SPA)	0	0.00	334,833	10.43	111,122	0	445,955	11,596	457,551
31-4399-0304	Budget Adj 2003-04	0	0.00	0	0.00	0	0	0	-1,117,295	-1,117,295
	TOTAL	**0**	**0.00**	**334,833**	**10.43**	**111,122**	**0**	**445,955**	**-1,105,699**	**-659,744**

UNMC-Auxiliary-739 Auxiliaries & Services/Restricted

COST OBJECT		FACULTY Dollar	FACULTY FTE	NON FACULTY Dollar	NON FACULTY FTE	EMPLOYEE BENEFITS	PERSONAL SERVICE CREDITS	TOTAL PERSONAL SERVICES	TOTAL OPERATING EXPENSES	TOTAL
33-4301-0074	NSRI	0	0.00	50,000	0.00	13,892	0	63,892	0	63,892
33-4301-0400	Healing Arts Center	0	0.00	212,002	2.00	58,900	0	270,902	0	270,902
33-4301-3050	Advanced Clinical Applications Project	0	0.00	17,345	0.10	4,818	0	22,163	0	22,163
33-4305-0004	Accounting Services	0	0.00	24,722	0.36	6,869	0	31,591	0	31,591
33-4323-0100	Insurance Clearing	0	0.00	0	0.00	0	0	0	16,240	16,240
33-4324-2002	Human Resources - Benefits	0	0.00	0	0.00	0	0	0	4,548	4,548
33-4325-0005	Gold U Award	0	0.00	0	0.00	0	0	0	1,550	1,550
33-4325-0010	Silver U Award	0	0.00	0	0.00	0	0	0	14,035	14,035
33-4325-0015	Miscellaneous Awards	0	0.00	0	0.00	0	0	0	460	460
33-4325-0020	Thank You Awards	0	0.00	0	0.00	0	0	0	63,800	63,800
33-4325-0025	Service Awards	0	0.00	0	0.00	0	0	0	47,652	47,652
33-4325-0030	Service Awards Dinner	0	0.00	0	0.00	0	0	0	26,483	26,483
33-4325-0100	Treatment for Post Explosure Prophylaxis	0	0.00	0	0.00	0	0	0	4,351	4,351
33-4327-0020	Epidemiology	0	0.00	0	0.00	0	0	0	65,132	65,132
33-4351-0101	Pre Press	0	0.00	106,764	2.00	29,662	0	136,426	65,000	201,426
33-4351-0102	PressRoom	0	0.00	89,661	2.00	24,910	0	114,571	130,100	244,671
33-4351-0103	Copy Center	0	0.00	56,452	1.00	15,684	0	72,136	226,150	298,286
33-4351-0104	Bindery	0	0.00	0	0.00	0	0	0	182,000	182,000
33-4351-0116	Printing Operations	0	0.00	165,532	3.00	45,991	0	211,523	336,000	547,523
33-4352-0236	Private Residences-415 S 41st St	0	0.00	0	0.00	0	0	0	63,850	63,850
33-4352-0276	Rental Property - 411 So. 41st St.	0	0.00	0	0.00	0	0	0	7,350	7,350
33-4352-0716	Private Residences-General Expense	0	0.00	0	0.00	0	0	0	45,800	45,800
33-4352-0746	Private Residences-3869-71 Dewey	0	0.00	0	0.00	0	0	0	9,450	9,450
33-4352-0756	Private Residences -3873-75 Dewey	0	0.00	0	0.00	0	0	0	25,150	25,150

COST OBJECT LISTING BY SUB PROGRAM
2020-2021GENERAL OPERATING BUDGET
UNIVERSITY OF NEBRASKA MEDICAL CENTER

SUBPROGRAM #/NAME: 43 Business and Finance

UNMC-Auxiliary-739 Auxiliaries & Services/Restricted

COST OBJECT		FACULTY Dollar	FACULTY FTE	NON FACULTY Dollar	NON FACULTY FTE	EMPLOYEE BENEFITS	PERSONAL SERVICE CREDITS	TOTAL PERSONAL SERVICES	TOTAL OPERATING EXPENSES	TOTAL
33-4352-0796	Private Residences-3861-63 Dewey	0	0.00	0	0.00	0	0	0	9,850	9,850
33-4352-0806	Private Residences-3865-67 Dewey	0	0.00	0	0.00	0	0	0	11,150	11,150
33-4352-0826	3905 Dewey Ave	0	0.00	0	0.00	0	0	0	5,900	5,900
33-4352-0996	Private Residences-Personnel Maintenance	0	0.00	89,147	1.59	24,767	0	113,914	10,700	124,614
33-4352-1001	602 S 38th Ave	0	0.00	0	0.00	0	0	0	31,000	31,000
33-4352-1002	608 S 38th Ave	0	0.00	0	0.00	0	0	0	40,000	40,000
33-4352-1045	International House Operating	0	0.00	0	0.00	0	0	0	45,700	45,700
33-4353-0006	University Bookstore	0	0.00	5,002	0.06	1,389	0	6,391	1,279,556	1,285,947
33-4353-0316	Student Locker Rental	0	0.00	0	0.00	0	0	0	5,000	5,000
33-4354-0076	CFHL Salaries	0	0.00	292,316	6.40	81,214	0	373,530	0	373,530
33-4355-0806	UNMC and NMC Parking Operations	0	0.00	193,247	4.50	53,689	0	246,936	0	246,936
33-4357-0010	General Stores	0	0.00	0	0.00	0	0	0	38,000	38,000
33-4357-0040	GS1 Non Stock	0	0.00	189,975	5.50	52,782	0	242,757	1,155,000	1,397,757
33-4357-0070	Furniture Stores - Movers	0	0.00	47,923	1.00	13,315	0	61,238	210,000	271,238
33-4357-0300	FM&P Warehouse	0	0.00	129,071	3.00	35,860	0	164,931	115,000	279,931
33-4360-0006	Transportation	0	0.00	0	0.00	0	0	0	80,786	80,786
33-4360-1166	Lincoln Shuttle Service	0	0.00	0	0.00	0	0	0	30,000	30,000
33-4363-0176	Mail Room Equipment Supplies	0	0.00	0	0.00	0	0	0	24,000	24,000
33-4363-0196	Cellular Phone Clearing	0	0.00	0	0.00	0	0	0	500,000	500,000
33-4363-0456	Lease & CPC Charges	0	0.00	0	0.00	0	0	0	645,100	645,100
33-4363-0706	Clinical Trials	0	0.00	82,530	1.15	22,930	0	105,460	41,296	146,756
33-4363-0707	Assc of Hlthcare Emer Preparedness	0	0.00	10,599	0.14	2,946	0	13,545	0	13,545
33-4363-1033	Purchasing Special	0	0.00	75,187	0.25	20,889	0	96,076	26,000	122,076
33-4363-1216	FAHCT	151,129	0.91	1,225,009	16.60	382,333	0	1,758,471	1,558,563	3,317,034
33-4363-1476	Campus ID Program	0	0.00	396,385	7.00	110,127	0	506,512	26,410	532,922
33-4363-2576	Administrative Systems Project	0	0.00	112,871	1.83	31,360	0	144,231	68,600	212,831
33-4363-2916	Sharing - South Omaha Clinic	0	0.00	20,000	0.00	5,557	0	25,557	0	25,557
33-4363-3000	Radiation Health Center	0	0.00	29,380	0.00	8,163	0	37,543	0	37,543
33-4363-4114	Vending Machines	0	0.00	0	0.00	0	0	0	2,500	2,500
33-4363-4422	ProCard Suspense	0	0.00	0	0.00	0	0	0	115,000	115,000
	TOTAL	**151,129**	**0.91**	**3,621,120**	**59.49**	**1,048,047**	**0**	**4,820,296**	**7,410,212**	**12,230,508**
	SUB PROGRAM TOTAL	**151,129**	**1**	**14,799,878**	**196**	**3,827,923**	**0**	**18,778,930**	**7,576,853**	**26,355,783**

SUBPROGRAM #/NAME: 44 General Expense

UNMC-State General Fund-731 State & University Generated/Unrestricted

COST OBJECT		FACULTY Dollar	FACULTY FTE	NON FACULTY Dollar	NON FACULTY FTE	EMPLOYEE BENEFITS	PERSONAL SERVICE CREDITS	TOTAL PERSONAL SERVICES	TOTAL OPERATING EXPENSES	TOTAL
31-4405-0004	Office of Public Affairs	0	0.00	938,149	16.45	300,118	0	1,238,267	24,492	1,262,759
31-4405-0024	Radio	0	0.00	0	0.00	0	0	0	1,000	1,000
31-4405-0034	Community Relations	0	0.00	0	0.00	0	0	0	3,212	3,212
31-4405-0054	News Release	0	0.00	0	0.00	0	0	0	12,317	12,317
31-4405-0074	UNMC Connect	0	0.00	0	0.00	0	0	0	2,033	2,033
31-4405-0084	UNMC Image Campaign	0	0.00	0	0.70	0	0	0	424,378	424,378
31-4434-0124	B&F Operations-Gen Exp	0	0.00	0	0.00	0	0	0	3,448	3,448
31-4434-0144	Special Services	0	0.00	0	0.00	0	0	0	34,981	34,981
31-4435-0004	Bonds and Insurance	0	0.00	0	0.00	0	0	0	953,184	953,184
31-4435-0034	Insur Med Student Travel	0	0.00	0	0.00	0	0	0	1,997	1,997
31-4435-0054	LB 998 HO Malpractice Ins	0	0.00	0	0.00	0	0	0	428,000	428,000

COST OBJECT LISTING BY SUB PROGRAM
2020-2021GENERAL OPERATING BUDGET
UNIVERSITY OF NEBRASKA MEDICAL CENTER

SUBPROGRAM #/NAME: 44 General Expense

UNMC-State General Fund-731 State & University Generated/Unrestricted

COST OBJECT		FACULTY Dollar	FACULTY FTE	NON FACULTY Dollar	NON FACULTY FTE	EMPLOYEE BENEFITS	PERSONAL SERVICE CREDITS	TOTAL PERSONAL SERVICES	TOTAL OPERATING EXPENSES	TOTAL
31-4437-0014	Worker'S Comp Claims & Insurance	0	0.00	0	0.00	478,419	0	478,419	0	478,419
31-4438-0001	Legal Salaries	0	0.00	0	0.30	0	0	0	0	0
31-4438-0004	Legal Fees	0	0.00	0	0.00	0	0	0	74,016	74,016
	TOTAL	**0**	**0.00**	**938,149**	**17.45**	**778,537**	**0**	**1,716,686**	**1,963,058**	**3,679,744**

UNMC-Trust-Grant/Cont/Loan/End-738 Trust/Restricted

COST OBJECT		FACULTY Dollar	FACULTY FTE	NON FACULTY Dollar	NON FACULTY FTE	EMPLOYEE BENEFITS	PERSONAL SERVICE CREDITS	TOTAL PERSONAL SERVICES	TOTAL OPERATING EXPENSES	TOTAL
37-4405-1001001	Public Affairs	0	0.00	61,500	1.00	13,952	0	75,452	0	75,452
37-4405-3001001	Public Relations	0	0.00	116,660	2.00	26,462	0	143,122	0	143,122
	TOTAL	**0**	**0.00**	**178,160**	**3.00**	**40,414**	**0**	**218,574**	**0**	**218,574**

UNMC-Auxiliary-739 Auxiliaries & Services/Restricted

COST OBJECT		FACULTY Dollar	FACULTY FTE	NON FACULTY Dollar	NON FACULTY FTE	EMPLOYEE BENEFITS	PERSONAL SERVICE CREDITS	TOTAL PERSONAL SERVICES	TOTAL OPERATING EXPENSES	TOTAL
33-4407-1000	Alumni Affairs	0	0.00	252,181	3.00	70,062	0	322,243	203,715	525,958
33-4407-2000	Alumni Assn-COM	0	0.00	0	0.00	0	0	0	50,000	50,000
33-4407-3000	Alumni Assn-CON	0	0.00	0	0.00	0	0	0	12,000	12,000
33-4407-4000	Alumni Assn-COP	0	0.00	0	0.00	0	0	0	14,000	14,000
33-4407-5000	CAHP Alumni Engagement Council	0	0.00	0	0.00	0	0	0	15,000	15,000
33-4407-6000	Parents & Family Assoc	0	0.00	0	0.00	0	0	0	11,315	11,315
33-4407-9200	CoPH Alumni	0	0.00	0	0.00	0	0	0	1,050	1,050
33-4407-9400	Alumni Chapter-Graduate Studies	0	0.00	0	0.00	0	0	0	1,200	1,200
33-4451-0010	COM Deans Office Service Agreement	0	0.00	45,000	1.00	12,502	0	57,502	3,000	60,502
33-4451-0020	Sorrell Events Center	0	0.00	36,965	0.70	10,270	0	47,235	22,000	69,235
33-4451-0035	Misc. Public Relations Contracts	0	0.00	0	0.00	0	0	0	3,000	3,000
	TOTAL	**0**	**0.00**	**334,146**	**4.70**	**92,834**	**0**	**426,980**	**336,280**	**763,260**
	SUB PROGRAM TOTAL	**0**	**0**	**1,450,455**	**25**	**911,785**	**0**	**2,362,240**	**2,299,338**	**4,661,578**

SUBPROGRAM #/NAME: 51 College of Medicine

UNMC-State General Fund-731 State & University Generated/Unrestricted

COST OBJECT		FACULTY Dollar	FACULTY FTE	NON FACULTY Dollar	NON FACULTY FTE	EMPLOYEE BENEFITS	PERSONAL SERVICE CREDITS	TOTAL PERSONAL SERVICES	TOTAL OPERATING EXPENSES	TOTAL
31-5101-0001	Dean College Of Medicine	3,099,071	5.32	3,053,223	12.25	1,418,042	0	7,570,336	32,178	7,602,514
31-5101-0003	Admissions Office	163,477	1.59	163,471	2.78	94,162	0	421,110	0	421,110
31-5101-0004	Research Office	0	0.00	94,754	1.00	27,289	0	122,043	0	122,043
31-5101-0007	Clinical Simulation Lab	0	0.00	307,537	3.75	0	0	307,537	0	307,537
31-5101-0008	COSTSHARING/ 36-0115-1003-001	67,112	0.70	416,677	7.75	139,332	0	623,121	0	623,121
31-5101-0021	Interdisciplinary Care Mgt Pgm	1,663	0.03	35,547	0.74	10,716	0	47,926	0	47,926
31-5101-0500	POE-Human Genetics	265,646	2.21	103,649	0.25	106,357	0	475,652	0	475,652
31-5101-0511	POE Microbio Mannon	170,000	1.00	0	0.00	0	0	170,000	0	170,000
31-5101-0520	POE-Physician Scientist Recruitment Prg	66,408	0.14	0	0.00	0	0	66,408	11,989	78,397
31-5101-0523	POE Phy Sci-Ophth/Gulati	57,000	1.00	0	0.00	16,416	0	73,416	0	73,416
31-5101-0524	POE-Phys Scient 4	17,840	0.32	0	0.00	5,139	0	22,979	0	22,979
31-5101-0570	POE-MD/PhD Scholars Prg	0	0.00	97,387	0.00	0	0	97,387	0	97,387
31-5101-0590	POE Grad Biomed Sci	0	0.00	103,598	3.00	0	0	103,598	0	103,598
31-5101-0800	POE Phy Sci-Dem/Boerner	90,872	1.33	114,129	0.92	43,169	0	248,170	0	248,170

COST OBJECT LISTING BY SUB PROGRAM
2020-2021GENERAL OPERATING BUDGET
UNIVERSITY OF NEBRASKA MEDICAL CENTER

SUBPROGRAM #/NAME: 51 College of Medicine

UNMC-State General Fund-731 State & University Generated/Unrestricted

COST OBJECT		FACULTY Dollar	FACULTY FTE	NON FACULTY Dollar	NON FACULTY FTE	EMPLOYEE BENEFITS	PERSONAL SERVICE CREDITS	TOTAL PERSONAL SERVICES	TOTAL OPERATING EXPENSES	TOTAL
31-5101-0810	POE-Path/Virol Reid	107,633	0.95	0	0.00	28,964	0	136,597	0	136,597
31-5101-0820	POE-Samuelson Pulmry	82,500	0.39	0	0.00	23,761	0	106,261	0	106,261
31-5101-2001	College of Medicine-Outstanding Performa	0	0.00	40,926	0.00	3,048	0	43,974	0	43,974
31-5101-3023	COSTSHARING/ 35-1209-1002-001	0	0.00	19,230	0.17	5,538	0	24,768	0	24,768
31-5101-3031	COSTSHARING/ 36-5234-2423-001	0	0.00	31,550	0.64	9,087	0	40,637	0	40,637
31-5101-8000	Com Distr Of Indirect Cost	182,018	0.00	0	0.00	0	0	182,018	0	182,018
31-5101-8067	Ind Cst - City Match Program	17,238	0.13	71,447	1.60	24,362	0	113,047	0	113,047
31-5101-8093	Bridge Fund-Pediatri	0	0.00	39,748	1.25	11,448	0	51,196	0	51,196
31-5104-0001	Lincoln Medical Programs	137,604	3.00	0	0.00	0	0	137,604	0	137,604
31-5104-0011	Lincoln Med Ed Foundation Special	292,553	3.00	196,300	3.22	0	0	488,853	0	488,853
31-5108-2004	COOK FAC DIV AWARD	0	0.00	39,205	0.82	11,290	0	50,495	0	50,495
31-5110-1100	Com Special State - Anatomy	0	0.00	20,000	0.00	5,760	0	25,760	0	25,760
31-5110-1102	Dean Support GCBA	434,666	2.76	0	0.00	125,184	0	559,850	0	559,850
31-5110-1300	Com Special State - Biochemistry	0	0.00	82,450	0.25	23,745	0	106,195	0	106,195
31-5110-1304	BIOCHEM FACULTY RECR	27,690	0.50	46,192	0.97	21,277	0	95,159	0	95,159
31-5110-1500	Com Special State - Int/Med	385,054	4.77	46,605	0.00	124,318	0	555,977	0	555,977
31-5110-2001	PATH/MICRO ABDALLA	0	0.00	26,632	0.60	7,670	0	34,302	0	34,302
31-5110-2200	Com Special State - Pharm	16,161	0.18	0	0.00	4,653	0	20,814	0	20,814
31-5110-2300	Com Special State - Physio/Bio	241,544	1.86	18,409	0.00	74,867	0	334,820	0	334,820
31-5110-2301	CELL&INTEGRATIVESUBA	176,735	0.17	160,000	0.00	96,980	0	433,715	0	433,715
31-5110-2500	Com Special State - Psychiatry	0	0.00	50,747	1.60	14,616	0	65,363	0	65,363
31-5110-3000	Com Special - Radiation Oncology	45,000	1.00	0	0.00	12,960	0	57,960	0	57,960
31-5110-3700	COM Special State-Cont Ed	0	0.00	23,869	0.39	6,874	0	30,743	0	30,743
31-5128-0100	Phy Asst Training Program	34,029	0.16	0	0.00	0	0	34,029	0	34,029
31-5131-0001	Int & Res College Of Med	0	0.00	6,795	0.00	0	0	6,795	77,326	84,121
31-5131-1200	Anesthesiology	0	0.00	612,825	9.75	136,047	0	748,872	0	748,872
31-5131-1400	Family Practice Int/Res	0	0.00	1,024,372	14.98	227,411	0	1,251,783	0	1,251,783
31-5131-1500	Internal Medicine Int/Res	0	0.00	2,213,919	35.07	531,621	0	2,745,540	0	2,745,540
31-5131-1600	Ob/Gyn Int/Res	0	0.00	383,437	6.28	85,123	0	468,560	0	468,560
31-5131-1700	Opthalmology Int/Res	0	0.00	188,909	3.00	41,938	0	230,847	0	230,847
31-5131-1800	Orthopedics Int/Res	0	0.00	328,339	5.30	72,892	0	401,231	0	401,231
31-5131-1900	Otolaryngology Int/Res	0	0.00	235,010	1.58	52,173	0	287,183	0	287,183
31-5131-2000	Pathology Int/Res	0	0.00	468,895	6.82	104,094	0	572,989	0	572,989
31-5131-2100	Pediatrics Int/Res	0	0.00	1,078,615	18.32	239,452	0	1,318,067	0	1,318,067
31-5131-2150	Pediatric Genetics	0	0.00	0	2.00	0	0	0	0	0
31-5131-2400	HO IM Peds Int/Rev	0	0.00	74,109	3.49	16,452	0	90,561	0	90,561
31-5131-2500	Psychiatry Int & Res	0	0.00	575,713	9.55	127,809	0	703,522	0	703,522
31-5131-2600	Radiology Int/Res	0	0.00	696,033	10.59	154,519	0	850,552	0	850,552
31-5131-2700	Surgery Int/Res	0	0.00	1,286,607	9.22	285,627	0	1,572,234	0	1,572,234
31-5131-3400	Family Practice Lincoln	0	0.00	1,048,301	20.65	232,723	0	1,281,024	0	1,281,024
31-5131-3600	Neurological Sciences Int/Res	0	0.00	160,796	0.49	35,697	0	196,493	0	196,493
31-5131-3700	Emergency Int/Res	0	0.00	583,590	10.38	129,557	0	713,147	0	713,147
31-5131-3800	Radiation Oncology-Int Res	0	0.00	0	-2.00	0	0	0	0	0
31-5131-4000	Creighton-Family Medicine	0	0.00	158,980	2.71	35,294	0	194,274	0	194,274
31-5131-4015	PHY MEDICINE & REHAB INT	0	0.00	60,511	1.00	13,434	0	73,945	0	73,945
31-5140-0001	Biochemistry Instruction	1,887,390	10.95	239,227	1.80	421,624	0	2,548,241	0	2,548,241
31-5140-3078	COSTSHARING/ 36-5140-2141-001	12,000	0.05	0	0.00	0	0	12,000	0	12,000
31-5140-3079	COSTSHARING/ 36-5140-2142-001	97,421	0.05	0	0.00	0	0	97,421	0	97,421
31-5140-3083	COSTSHARING/ 36-5140-2153-001	53,062	0.11	0	0.00	0	0	53,062	0	53,062
31-5140-3090	COSTSHARING 36-5140-2164-001	56,793	0.02	0	0.00	0	0	56,793	0	56,793
31-5140-3091	COSTSHARING 36-5140-2163-001	15,980	0.02	0	0.00	0	0	15,980	0	15,980

COST OBJECT LISTING BY SUB PROGRAM
2020-2021GENERAL OPERATING BUDGET
UNIVERSITY OF NEBRASKA MEDICAL CENTER

SUBPROGRAM #/NAME: 51 College of Medicine

UNMC-State General Fund-731 State & University Generated/Unrestricted

COST OBJECT		Dollar	FACULTY FTE	NON FACULTY Dollar	NON FACULTY FTE	EMPLOYEE BENEFITS	PERSONAL SERVICE CREDITS	TOTAL PERSONAL SERVICES	TOTAL OPERATING EXPENSES	TOTAL
31-5140-3094	COSTSHARING/ 36-5140-2167-001	1,377	0.01	0	0.00	397	0	1,774	0	1,774
31-5140-3095	COSTSHARING/ 36-5140-2175-001	3,447	0.02	0	0.00	993	0	4,440	0	4,440
31-5140-3096	COSTSHARING/ 36-5140-2173-001	2,213	0.02	0	0.00	638	0	2,851	0	2,851
31-5140-3098	COSTSHARING/ 36-5140-2176-001	11,065	0.12	0	0.00	3,186	0	14,251	0	14,251
31-5140-3099	COSTSHARING/ 36-5140-2174-001	1,339	0.02	0	0.00	386	0	1,725	0	1,725
31-5140-4001	Biochemistry Grant Return Sec. 01	23,219	0.28	282,263	4.75	87,978	0	393,460	0	393,460
31-5140-4013	Greg Taylor Grant Return	4,020	0.00	0	0.00	1,157	0	5,177	0	5,177
31-5140-8000	Biochemistry - Indirect Costs/Research	12,730	0.15	0	0.00	3,666	0	16,396	0	16,396
31-5150-0001	Anatomy Instruction	1,125,253	11.61	443,190	5.15	402,596	0	1,971,039	20,437	1,991,476
31-5150-3024	COSTSHARING 36-5150-2093-001	24,589	0.03	0	0.00	0	0	24,589	0	24,589
31-5160-0001	Pharm/Exp Neurosci-Instruction	1,402,662	8.13	261,825	1.70	348,391	0	2,012,878	22,055	2,034,933
31-5160-3009	COSTSHARING 34-5160-2122-001	9,615	0.06	9,865	0.03	5,610	0	25,090	0	25,090
31-5160-3011	COSTSHARING/ 36-5160-2115-001	3,846	0.02	0	0.00	1,108	0	4,954	0	4,954
31-5160-4000	Pharm/Exp Neurosci-Grant Return	39,425	1.03	479,342	8.39	123,915	0	642,682	0	642,682
31-5160-6000	Pharm/Exp Neurosci-Grant Return-Supplem	42,885	0.00	0	0.00	0	0	42,885	0	42,885
31-5160-8000	Pharm/Exp Neurosci-ICR Dept	101,116	1.00	54,100	1.00	0	0	155,216	0	155,216
31-5160-8050	Kanmogne Diver Fd Aw	32,733	0.65	0	0.00	9,428	0	42,161	0	42,161
31-5170-0001	Physiology & Biophysics Instruction	672,726	4.33	153,098	0.65	127,655	0	953,479	12,289	965,768
31-5170-3048	COSTSHARING/ 36-5170-2084-020	3,465	0.02	0	0.00	997	0	4,462	0	4,462
31-5170-3049	COSTSHARING/ 34-5170-2085-020	6,549	0.04	0	0.00	1,887	0	8,436	0	8,436
31-5170-3050	COSTSHARING/ 34-5170-2086-020	7,556	0.04	0	0.00	2,177	0	9,733	0	9,733
31-5170-4095	Dept. Grant Return	0	0.00	79,027	1.19	22,184	0	101,211	0	101,211
31-5170-8095	Physiology/Biophysics	0	0.00	69,223	1.68	19,935	0	89,158	0	89,158
	TOTAL	**11,833,990**	**71.26**	**18,660,198**	**239.45**	**6,604,795**	**0**	**37,098,983**	**176,274**	**37,275,257**

UNMC-Federal Letter of Credit-736 Federal/Restricted

COST OBJECT		Dollar	FACULTY FTE	NON FACULTY Dollar	NON FACULTY FTE	EMPLOYEE BENEFITS	PERSONAL SERVICE CREDITS	TOTAL PERSONAL SERVICES	TOTAL OPERATING EXPENSES	TOTAL
34-5140-2058001	MnTE-2-PyP as a radioprotector in prosta	5,839	0.05	0	0.00	1,254	0	7,093	0	7,093
34-5140-2059001	Targeting Mucin and EGFR Axis in Pancrea	28,739	0.40	0	0.00	6,174	0	34,913	0	34,913
34-5140-2061001	Neuropilin-2 Axis in Docetaxel Resistanc	10,359	0.13	0	0.00	2,226	0	12,585	0	12,585
34-5140-2063001	Biochemistry & Molecular Biology	64,663	0.84	3,645	0.05	14,674	0	82,982	0	82,982
34-5140-2064101	Modulation of TMEN for Targeted Radiatio	37,077	0.30	30,386	0.58	14,492	0	81,955	0	81,955
34-5140-2064102	Modulation of TMEN for Targeted Radiatio	12,315	0.11	0	0.00	2,644	0	14,959	0	14,959
34-5140-2067010	Biochemistry & Molecular Biology	40,773	0.66	47,679	1.00	19,002	0	107,454	0	107,454
34-5140-2068001	Biochemistry & Molecular Biology	46,102	0.52	7,290	0.10	11,470	0	64,862	0	64,862
34-5140-2069001	Biochemistry & Molecular Biology	66,614	0.75	0	0.00	14,311	0	80,925	0	80,925
34-5140-2071101	Role of PD2/Paf1 in Pancreatic Acinar to	31,399	0.45	33,375	0.70	13,916	0	78,690	0	78,690
34-5140-2071201	Role of PD2/Paf1 in Pancreatic Acinar to	23,626	0.13	18,729	0.34	9,098	0	51,453	0	51,453
34-5140-2073004	Pancreatic Cancer Detection Consortium -	82,902	1.18	50,572	1.00	28,674	0	162,148	0	162,148
34-5140-2074001	Biochemistry & Molecular Biology	93,440	0.92	24,134	0.50	25,258	0	142,832	0	142,832
34-5140-2076001	Biochemistry & Molecular Biology	110,622	1.13	0	0.00	23,766	0	134,388	0	134,388
34-5140-2077003	Nebraska Research Network in Functional	216,819	1.79	181,073	3.05	85,479	0	483,371	0	483,371
34-5140-2078001	Biochemistry & Molecular Biology	1,273	0.01	22,800	0.48	5,171	0	29,244	0	29,244
34-5140-2079001	Biochemistry & Molecular Biology	41,996	0.35	35,759	0.75	16,705	0	94,460	0	94,460
34-5140-2081101	PPG Admin Core	62,632	0.22	64,470	1.05	27,305	0	154,407	0	154,407
34-5140-2081201	PPg Animal Core	127,593	1.88	33,609	0.64	34,631	0	195,833	0	195,833
34-5140-2081301	PPG Histology Core	55,039	0.78	37,801	0.74	19,946	0	112,786	0	112,786
34-5140-2081401	PPG Project 1	58,929	0.54	66,637	1.37	26,976	0	152,542	0	152,542
34-5140-2081501	PPG Project 2	39,974	0.29	86,654	1.90	27,204	0	153,832	0	153,832

COST OBJECT LISTING BY SUB PROGRAM
2020-2021GENERAL OPERATING BUDGET
UNIVERSITY OF NEBRASKA MEDICAL CENTER

SUBPROGRAM #/NAME: 51 College of Medicine

UNMC-Federal Letter of Credit-736 Federal/Restricted

COST OBJECT		FACULTY Dollar	FACULTY FTE	NON FACULTY Dollar	NON FACULTY FTE	EMPLOYEE BENEFITS	PERSONAL SERVICE CREDITS	TOTAL PERSONAL SERVICES	TOTAL OPERATING EXPENSES	TOTAL
34-5140-2081601	PPG Project 3	27,572	0.15	43,220	1.00	15,208	0	86,000	0	86,000
34-5140-2082001	Biochemistry & Molecular Biology	11,702	0.08	0	0.00	2,514	0	14,216	0	14,216
34-5140-2083001	Biochemistry & Molecular Biology	44,052	0.46	42,858	1.00	18,671	0	105,581	0	105,581
34-5140-2084001	Biochemistry & Molecular Biology	91,764	1.21	55,006	1.09	31,531	0	178,301	0	178,301
34-5140-2088001	Biochemistry & Molecular Biology	20,093	0.24	23,839	0.50	9,438	0	53,370	0	53,370
34-5140-2090001	Biochemistry & Molecular Biology	43,319	0.06	74,000	2.00	25,204	0	142,523	0	142,523
34-5140-2091001	Biochemistry & Molecular Biology	35,499	0.51	0	0.00	7,626	0	43,125	0	43,125
34-5140-2092002	Biochemistry & Molecular Biology	0	0.00	19,000	0.50	4,082	0	23,082	0	23,082
34-5140-2093001	Biochemistry & Molecular Biology	34,839	0.44	0	0.00	7,484	0	42,323	0	42,323
34-5140-2094101	Modulation of Tumor Microenvironment for	13,812	0.04	7,290	0.10	4,533	0	25,635	0	25,635
34-5140-2094201	Modulation of Tumor Microenvironment for	41,467	0.59	23,096	0.48	13,871	0	78,434	0	78,434
34-5140-2095001	The Role of the CBFB-MYH11 Complex in Le	43,564	0.50	0	0.00	9,360	0	52,924	0	52,924
34-5140-2096001	Nuclear Neuropilin2: a novel molecular m	100,274	1.09	0	0.00	21,541	0	121,815	0	121,815
34-5150-2059001	Genetics; Cell Biology & Anatomy	38,844	0.31	46,120	0.97	18,252	0	103,216	0	103,216
34-5150-2060001	Genetics; Cell Biology & Anatomy	866	0.01	0	0.00	186	0	1,052	0	1,052
34-5150-2061018	CHAIN - Omics Core - Guda Portion	19,230	0.11	0	0.00	4,131	0	23,361	0	23,361
34-5150-2065001	Genetics; Cell Biology & Anatomy	2,549	0.03	0	0.00	548	0	3,097	0	3,097
34-5150-2066001	Genetics; Cell Biology & Anatomy	15,426	0.07	30,131	0.62	9,787	0	55,344	0	55,344
34-5150-2067001	Genetics; Cell Biology & Anatomy	44,500	0.74	47,679	1.00	19,803	0	111,982	0	111,982
34-5160-2078001	Pharmacology	29,942	0.30	31,351	0.60	13,168	0	74,461	0	74,461
34-5160-2079110	NanoART Man: Proj 2	9,865	0.04	25,020	0.40	7,494	0	42,379	0	42,379
34-5160-2079310	NanoART Man: Core C Poluektova	33,032	0.00	0	0.00	7,097	0	40,129	0	40,129
34-5160-2079410	NanoART Man: Core A	30,726	0.22	12,164	0.20	9,214	0	52,104	0	52,104
34-5160-2079510	NanoART Man: Proj 1 Edagwa	43,472	0.51	95,358	2.00	29,825	0	168,655	0	168,655
34-5160-2079610	NanoART Man: Core B	37,145	0.50	0	0.00	7,980	0	45,125	0	45,125
34-5160-2079710	NanoART Man: Del & Pharma Supplement	69,479	0.64	0	0.00	14,925	0	84,404	0	84,404
34-5160-2080101	HIV Tat and Morphine Induce Mircroglial	46,307	0.61	15,998	0.30	13,385	0	75,690	0	75,690
34-5160-2084001	Pharmacology	44,824	0.25	59,513	1.23	22,415	0	126,752	0	126,752
34-5160-2100101	Combinational effects of Opiates Buch	35,725	0.41	32,943	0.58	14,753	0	83,421	0	83,421
34-5160-2100201	Combinational effect of Opiate Byrareddy	16,162	0.22	23,840	0.50	8,593	0	48,595	0	48,595
34-5160-2101101	HIV Tat & cocaine - Buch portion	18,035	0.10	10,270	0.17	6,080	0	34,385	0	34,385
34-5160-2101201	HIV Tat & cocaine - Hu portion	26,616	0.45	9,751	0.20	7,812	0	44,179	0	44,179
34-5160-2103101	Macrophage; Meth; HIV & Hist-Ciborowski	100,945	1.35	64,237	1.68	35,486	0	200,668	0	200,668
34-5160-2104201	The brain as a SIV - Byrareddy Portion	16,162	0.22	11,723	0.25	5,990	0	33,875	0	33,875
34-5160-2104301	The brain as a SIV - Buch Portion	25,363	0.30	51,392	1.00	16,490	0	93,245	0	93,245
34-5160-2105001	Pharmacology	93,604	1.08	51,324	1.00	31,135	0	176,063	0	176,063
34-5160-2106101	HIV-1 mediated synaptodendritic - Buch	46,545	0.61	16,921	0.34	13,634	0	77,100	0	77,100
34-5160-2106201	HIV-1 mediated synaptodendritic - Hu	24,523	0.39	16,921	0.36	8,904	0	50,348	0	50,348
34-5160-2107001	Pharmacology	22,039	0.26	0	0.00	4,734	0	26,773	0	26,773
34-5160-2108001	Pharmacology	51,294	0.67	23,444	0.49	16,055	0	90,793	0	90,793
34-5160-2109001	Pharmacology	41,162	0.50	42,115	0.99	17,890	0	101,167	0	101,167
34-5160-2110218	CHAIN - Administrative Core (Buch)	17,303	0.31	14,900	0.23	6,918	0	39,121	0	39,121
34-5160-2110219	CHAIN - Administrative Core (Buch)	63,799	0.18	0	0.00	13,705	0	77,504	0	77,504
34-5160-2110318	CHAIN - Periyasamy Pilot	22,000	0.00	0	0.00	4,726	0	26,726	0	26,726
34-5160-2110419	CHAIN - Cell/Tissue/Animal Gorantla	12,182	0.21	22,266	0.43	7,400	0	41,848	0	41,848
34-5160-2110518	CHAIN - Cell/Tissue/Animal Buch	0	0.00	3,756	0.05	807	0	4,563	0	4,563
34-5160-2110619	CHAIN - Development Core	1,896	0.02	0	0.00	408	0	2,304	0	2,304
34-5160-2110719	CHAIN - Phenomics Core	26,476	0.21	4,100	0.10	6,569	0	37,145	0	37,145
34-5160-2110819	CHAIN - Therapeutics Core	41,816	0.18	0	0.00	8,983	0	50,799	0	50,799
34-5160-2110919	CHAIN - Cell/Tissue/Animal Byrareddy	16,162	0.00	0	0.00	3,472	0	19,634	0	19,634
34-5160-2111001	Pharmacology	9,904	0.17	0	0.00	2,128	0	12,032	0	12,032

COST OBJECT LISTING BY SUB PROGRAM
2020-2021GENERAL OPERATING BUDGET
UNIVERSITY OF NEBRASKA MEDICAL CENTER

SUBPROGRAM #/NAME: 51 College of Medicine

UNMC-Federal Letter of Credit-736 Federal/Restricted

COST OBJECT		FACULTY Dollar	FACULTY FTE	NON FACULTY Dollar	NON FACULTY FTE	EMPLOYEE BENEFITS	PERSONAL SERVICE CREDITS	TOTAL PERSONAL SERVICES	TOTAL OPERATING EXPENSES	TOTAL
34-5160-2112101	Combinatorial effects of HIV-Guo	9,533	0.12	11,920	0.25	4,608	0	26,061	0	26,061
34-5160-2112201	Combinatorial effects of HIV-Buch	20,901	0.17	24,926	0.55	9,846	0	55,673	0	55,673
34-5160-2114001	Pharmacology	20,795	0.11	37,156	1.00	12,450	0	70,401	0	70,401
34-5160-2115023	Pharmacology	102,246	1.15	127,708	2.98	49,401	0	279,355	0	279,355
34-5160-2118001	Pharmacology	64,858	0.72	1,973	0.01	14,357	0	81,188	0	81,188
34-5160-2121004	Pharmacology	83,799	1.09	43,864	0.90	27,426	0	155,089	0	155,089
34-5160-2124001	Pharmacology	18,112	0.27	50,635	1.01	14,770	0	83,517	0	83,517
34-5160-2125101	Mechanisms underlying dysregulated - Guo	6,971	0.12	0	0.00	1,498	0	8,469	0	8,469
34-5160-2125201	Mechanisms underlying dysregulated-Buch	30,647	0.22	9,250	0.25	8,572	0	48,469	0	48,469
34-5160-2126001	Pharmacology	22,663	0.30	0	0.00	4,869	0	27,532	0	27,532
34-5160-2126101	Development humanized transgenic restr	27,802	0.09	0	0.00	5,972	0	33,774	0	33,774
34-5160-2127001	Pharmacology	22,274	0.31	42,995	1.00	14,021	0	79,290	0	79,290
34-5160-2129001	Pharmacology	9,865	0.05	0	0.00	2,120	0	11,985	0	11,985
34-5160-2129101	Prodrug Formulations Edagwa	82,229	0.81	35,954	0.75	25,389	0	143,572	0	143,572
34-5160-2129201	Prodrug Formulations Gendelman	69,231	0.70	44,083	0.78	24,342	0	137,656	0	137,656
34-5160-2131001	Pharmacology	40,307	0.22	0	0.00	8,658	0	48,965	0	48,965
34-5160-2132001	Pharmacology	12,624	0.14	75,000	0.00	18,826	0	106,450	0	106,450
34-5160-2133001	Pharmacology	74,528	1.04	58,774	1.23	28,638	0	161,940	0	161,940
34-5160-2134001	Pharmacology	90,067	0.85	9,729	0.07	21,439	0	121,235	0	121,235
34-5160-2135001	Pharmacology	87,524	1.18	10,049	0.04	20,962	0	118,535	0	118,535
34-5170-2084020	Project 1: Nrf2: Neuronal Oxidative Stre	66,449	0.34	45,492	1.00	24,048	0	135,989	0	135,989
34-5170-2085020	Project II: Activation of the PVN in Hea	81,989	0.63	0	0.00	17,614	0	99,603	0	99,603
34-5170-2086020	Project III: Chemoreflex in Heart Failur	75,632	0.48	45,000	1.00	25,916	0	146,548	0	146,548
34-5170-2087020	Core A: - Administration Core	18,264	0.08	38,312	0.41	12,155	0	68,731	0	68,731
34-5170-2088020	Core B - Animal Core	35,019	0.47	61,756	1.00	20,791	0	117,566	0	117,566
34-5170-2093005	Cellular & Integrative Physiology	17,244	0.15	21,325	0.50	8,287	0	46,856	0	46,856
34-5170-2095001	Cellular & Integrative Physiology	36,144	0.40	5,850	0.13	9,022	0	51,016	0	51,016
34-5170-2096001	Cellular & Integrative Physiology	64,527	0.38	0	0.00	13,862	0	78,389	0	78,389
34-5170-2097001	Cellular & Integrative Physiology	47,019	0.40	37,840	0.83	18,230	0	103,089	0	103,089
34-5170-2098001	Cellular & Integrative Physiology	128,721	1.58	14,000	0.33	30,661	0	173,382	0	173,382
34-5170-2099001	Cellular & Integrative Physiology	72,280	0.57	0	0.00	15,528	0	87,808	0	87,808
34-5170-2100001	Cellular & Integrative Physiology	34,614	0.43	0	0.00	7,437	0	42,051	0	42,051
34-5170-2102001	Cellular & Integrative Physiology	23,064	0.29	90,719	1.48	24,444	0	138,227	0	138,227
34-5170-2103001	Cellular & Integrative Physiology	100,168	1.14	37,840	0.83	29,648	0	167,656	0	167,656
34-5170-2104105	Cardiac afferents and renal function in	63,708	0.38	53,061	1.00	25,085	0	141,854	0	141,854
34-5170-2105001	Cellular & Integrative Physiology	23,076	0.29	109,206	1.83	28,418	0	160,700	0	160,700
34-5170-2106001	Cellular & Integrative Physiology	53,828	0.49	3,126	0.00	12,235	0	69,189	0	69,189
	TOTAL	**4,801,324**	**49.11**	**2,943,702**	**57.72**	**1,663,866**	**0**	**9,408,892**	**0**	**9,408,892**

UNMC-Federal Advance-737 Federal/Restricted

COST OBJECT		FACULTY Dollar	FACULTY FTE	NON FACULTY Dollar	NON FACULTY FTE	EMPLOYEE BENEFITS	PERSONAL SERVICE CREDITS	TOTAL PERSONAL SERVICES	TOTAL OPERATING EXPENSES	TOTAL
35-5140-2049001	Biochemistry & Molecular Biology	70,279	0.89	0	0.00	15,098	0	85,377	0	85,377
35-5140-2050002	IPA for Iram Fatima	50,000	1.00	0	0.00	10,742	0	60,742	0	60,742
35-5140-2051002	IPA for Saiprasad Gowrikumar	50,000	1.00	0	0.00	10,742	0	60,742	0	60,742
35-5140-2052002	IPA for Yashpal Singh Chhonker	12,869	0.25	0	0.00	2,765	0	15,634	0	15,634
35-5140-2053001	IPA for Armen Petrosyan	24,704	0.41	0	0.00	5,308	0	30,012	0	30,012
35-5140-3010001	Research Lab Services for Mucin signatur	42,954	0.77	0	0.00	9,228	0	52,182	0	52,182
35-5170-2001001	Cellular & Integrative Physiology	0	0.00	37,053	1.00	7,961	0	45,014	0	45,014
	TOTAL	**250,806**	**4.32**	**37,053**	**1.00**	**61,844**	**0**	**349,703**	**0**	**349,703**

COST OBJECT LISTING BY SUB PROGRAM
2020-2021GENERAL OPERATING BUDGET
UNIVERSITY OF NEBRASKA MEDICAL CENTER

SUBPROGRAM #/NAME: 51 College of Medicine

UNMC-Trust-Grant/Cont/Loan/End-738 Trust/Restricted

COST OBJECT		FACULTY Dollar	FACULTY FTE	NON FACULTY Dollar	NON FACULTY FTE	EMPLOYEE BENEFITS	PERSONAL SERVICE CREDITS	TOTAL PERSONAL SERVICES	TOTAL OPERATING EXPENSES	TOTAL
36-5140-2145004	Validation of Biomarkers for Early Diagn	75,755	0.85	52,700	1.04	29,137	0	157,592	0	157,592
36-5140-2145005	Validation of Biomarkers for Early Diagn	6,240	0.04	0	0.00	1,415	0	7,655	0	7,655
36-5140-2159001	Biochemistry & Molecular Biology	1,299	0.01	0	0.00	295	0	1,594	0	1,594
36-5140-2160001	Biochemistry & Molecular Biology	48,403	0.75	0	0.00	10,979	0	59,382	0	59,382
36-5140-2162001	Biochemistry & Molecular Biology	68,809	1.01	16,562	0.34	19,364	0	104,735	0	104,735
36-5140-2165001	Biochemistry & Molecular Biology	0	0.00	17,292	0.36	3,921	0	21,213	0	21,213
36-5140-2167001	Biochemistry & Molecular Biology	0	0.00	46,120	0.97	10,462	0	56,582	0	56,582
36-5140-2169001	Biochemistry & Molecular Biology	4,275	0.05	0	0.00	969	0	5,244	0	5,244
36-5140-2171001	Biochemistry & Molecular Biology	25,260	0.30	0	0.00	5,730	0	30,990	0	30,990
36-5140-2172001	Biochemistry & Molecular Biology	0	0.00	28,949	0.61	6,567	0	35,516	0	35,516
36-5140-2173001	Biochemistry & Molecular Biology	0	0.00	9,500	0.25	2,156	0	11,656	0	11,656
36-5140-2176001	Biochemistry & Molecular Biology	0	0.00	9,500	0.25	2,156	0	11,656	0	11,656
36-5140-2177001	Biochemistry & Molecular Biology	1,540	0.01	7,400	0.20	2,028	0	10,968	0	10,968
36-5140-2179201	Biochemistry & Molecular Biology	73,356	1.22	47,312	0.75	27,372	0	148,040	0	148,040
36-5150-2085101	Genetics; Cell Biology & Anatomy	0	0.00	23,285	0.50	5,281	0	28,566	0	28,566
36-5150-2085201	Genetics; Cell Biology & Anatomy	9,769	0.19	0	0.00	2,216	0	11,985	0	11,985
36-5150-2092003	The Aging Pituitary/Gonadal Axis	16,234	0.10	0	0.00	3,681	0	19,915	0	19,915
36-5150-2097001	Genetics; Cell Biology & Anatomy	0	0.00	24,460	0.50	5,549	0	30,009	0	30,009
36-5150-2098301	Genetics; Cell Biology & Anatomy	76,183	1.10	19,141	0.41	21,622	0	116,946	0	116,946
36-5160-2083005	CNS Resevoirs of HIV in a Mouse Model of	38,770	0.37	5,919	0.02	10,137	0	54,826	0	54,826
36-5160-2093001	Pharmacology	1,923	0.01	0	0.00	436	0	2,359	0	2,359
36-5160-2097001	Pharmacology	7,815	0.05	0	0.00	1,773	0	9,588	0	9,588
36-5160-2103101	Parkinson's Technology	17,533	0.16	12,894	0.23	6,902	0	37,329	0	37,329
36-5160-2104001	Pharmacology	25,522	0.36	0	0.00	5,790	0	31,312	0	31,312
36-5160-2109001	Pharmacology	8,075	0.00	0	0.00	1,832	0	9,907	0	9,907
36-5160-2112001	Pharmacology	3,654	0.06	4,510	0.10	1,851	0	10,015	0	10,015
36-5160-2113001	Pharmacology	13,611	0.10	0	0.00	3,088	0	16,699	0	16,699
36-5160-2114001	Pharmacology	6,090	0.00	12,500	0.25	4,217	0	22,807	0	22,807
36-5160-2116001	Pharmacology	8,115	0.15	0	0.00	1,840	0	9,955	0	9,955
36-5160-2117001	Pharmacology	8,000	0.14	0	0.00	1,815	0	9,815	0	9,815
36-5160-2118001	Pharmacology	3,654	0.06	4,510	0.10	1,851	0	10,015	0	10,015
36-5160-2119001	Pharmacology	3,669	0.04	5,033	0.07	1,973	0	10,675	0	10,675
36-5170-2122001	Cellular & Integrative Physiology	27,569	0.24	0	0.00	6,254	0	33,823	0	33,823
36-5170-2131103	Exploring the Neurological Basis of Dysp	22,895	0.15	0	0.00	5,194	0	28,089	0	28,089
36-5170-2137002	EHD4: A Novel Player in the Urinary Con	5,333	0.05	0	0.00	1,209	0	6,542	0	6,542
36-5170-2140002	Ferroptosis as a novel driver of inflamm	8,244	0.08	30,056	1.00	8,688	0	46,988	0	46,988
36-5170-2142001	Cellular & Integrative Physiology	35,000	0.50	0	0.00	7,939	0	42,939	0	42,939
36-5170-2143002	Neurogenic mechanism for mitochondrial a	38,244	0.75	0	0.00	8,675	0	46,919	0	46,919
36-5170-2146001	Cellular & Integrative Physiology	19,230	0.24	5,300	0.10	5,565	0	30,095	0	30,095
37-5101-1031002	Chancellor - IGPBS	0	0.00	30,000	0.00	6,805	0	36,805	0	36,805
37-5101-2009155	J. O'Dell Research $	26,680	0.63	0	0.00	6,052	0	32,732	0	32,732
37-5101-2013004	Surgery-Oleynikov	79,369	1.03	5,708	0.11	19,298	0	104,375	0	104,375
37-5101-2035004	White Fund - Dr. Pooja Teotia	21,624	0.40	0	0.00	4,906	0	26,530	0	26,530
37-5101-2039005	Lageschulte/Wiese Fund-Dr Shyamal Roy	0	0.00	37,600	1.00	8,528	0	46,128	0	46,128
37-5101-2039006	Lageschulte/Wiese Fund-Dr Lie Gao	4,227	0.06	2,605	0.03	1,549	0	8,381	0	8,381
37-5101-3002001	Hospital Services Support	0	0.00	0	0.00	0	0	0	660,934	660,934
37-5101-3002120	NHS Acad Affil - Anesthesiology	0	0.00	0	0.00	0	0	0	57,229	57,229
37-5101-3002160	NHS Acad Affil - OB/GYN	0	0.00	0	0.00	0	0	0	43,071	43,071
37-5101-3002170	NHS Acad Affil - Opthalmology	0	0.00	0	0.00	0	0	0	4,587	4,587
37-5101-3002180	NHS Acad Affil - Orthopaedics	0	0.00	0	0.00	0	0	0	19,141	19,141
37-5101-3002200	NHS Acad Affil - Path/Micro	0	0.00	0	0.00	0	0	0	342,712	342,712

COST OBJECT LISTING BY SUB PROGRAM
2020-2021GENERAL OPERATING BUDGET
UNIVERSITY OF NEBRASKA MEDICAL CENTER

SUBPROGRAM #/NAME: 51 College of Medicine

UNMC-Trust-Grant/Cont/Loan/End-738 Trust/Restricted

COST OBJECT		FACULTY Dollar	FACULTY FTE	NON FACULTY Dollar	NON FACULTY FTE	EMPLOYEE BENEFITS	PERSONAL SERVICE CREDITS	TOTAL PERSONAL SERVICES	TOTAL OPERATING EXPENSES	TOTAL
37-5101-3002260	NHS Acad Affil - Radiology	0	0.00	0	0.00	0	0	0	145,927	145,927
37-5101-3003004	COM/Hospital Margin Allocation	0	0.00	10,000	0.00	2,268	0	12,268	0	12,268
37-5101-3003006	Chair's Hire Pkg - Anesthesiology	36,600	0.61	8,960	0.23	10,335	0	55,895	0	55,895
37-5101-3003010	Chair's Hire Pkg-Neurological Sciences	50,462	0.50	46,580	0.75	22,013	0	119,055	0	119,055
37-5101-3003012	Chair's Hire Pkg-Neuro Sci-Taraschenko	30,361	0.64	30,554	0.75	13,818	0	74,733	0	74,733
37-5101-3003014	Chair's Hire Pkg-Neuro Sci-Warren	76,138	0.70	32,521	1.00	24,647	0	133,306	0	133,306
37-5101-3003015	Chair's Hire Pkg-Neuro Sci-Lowndes Lab	47,118	0.37	0	0.00	10,688	0	57,806	0	57,806
37-5101-3003016	Chair's Hire Pkg-Neuro Sci-Ehlers Lab	107,100	1.00	0	0.00	24,293	0	131,393	0	131,393
37-5101-3003017	Chair's Hire Pkg-Neuro Sci-Grahams Lab	26,775	0.44	29,120	1.00	12,679	0	68,574	0	68,574
37-5101-3003019	Chair's Hire Pkg-DONS-Shiriani Start Up	11,948	0.22	0	0.00	2,710	0	14,658	0	14,658
37-5101-3003040	Gendleman Rsch Redirection	0	0.00	10,000	0.00	2,268	0	12,268	0	12,268
37-5101-3003045	Rsch Redirection-Wilson	78,500	1.00	0	0.00	17,808	0	96,308	0	96,308
37-5101-3003046	Rsch Redirection-Buch	11,002	0.20	30,000	0.00	9,300	0	50,302	0	50,302
37-5101-3011001	Dean's Business Office	73,603	0.54	182,482	3.90	58,087	0	314,172	0	314,172
37-5101-3012002	Gundry-Dawson	102,630	0.18	0	0.00	23,280	0	125,910	0	125,910
37-5101-3013001	COM Dean's Business Office	120,000	1.00	0	0.00	27,220	0	147,220	0	147,220
37-5101-3013002	Neurosurgery-Abosch Clinical Research	172,000	2.00	0	0.00	39,015	0	211,015	0	211,015
37-5101-9210001	Dean College of Medicine	146,340	1.92	70,364	1.00	49,155	0	265,859	0	265,859
37-5101-9310001	COM - Business Office	112,685	1.77	138,567	1.39	56,991	0	308,243	0	308,243
37-5111-1001001	Von Housen Professorship	0	0.00	38,400	0.80	8,711	0	47,111	0	47,111
37-5113-1002001	Stokes-Shackleford Professor of Biochem	20,378	0.00	0	0.00	4,623	0	25,001	0	25,001
37-5114-1001001	Waldbaum Professorship	31,689	0.12	0	0.00	7,188	0	38,877	0	38,877
37-5115-1002001	Larson Professorship	19,263	0.10	0	0.00	4,369	0	23,632	0	23,632
37-5115-1003001	Diabetes Research-Degen	12,546	0.00	0	0.00	2,846	0	15,392	0	15,392
37-5115-1005001	Stokes-Shakelford Prof - LOCKED	24,158	0.21	20,909	0.42	10,223	0	55,290	0	55,290
37-5115-1007001	Primary Care Residency	2,801	0.02	72,588	0.90	17,100	0	92,489	0	92,489
37-5115-1009001	Lehnhoff Professorship	22,145	0.16	0	0.00	5,023	0	27,168	0	27,168
37-5115-1010001	Renolds Neurooncology Lab	17,000	0.36	0	0.00	3,856	0	20,856	0	20,856
37-5115-1011001	Harris Professorship - Geriatrics	28,000	0.00	0	0.00	6,351	0	34,351	0	34,351
37-5115-1013001	Larson Professorship for Respiratory Dis	37,916	0.27	36,287	0.57	16,831	0	91,034	0	91,034
37-5115-1014001	Harris-Oncology Professorship	30,852	0.00	0	0.00	6,998	0	37,850	0	37,850
37-5115-1019001	Dean College of Medicine	23,750	0.21	0	0.00	5,388	0	29,138	0	29,138
37-5115-1020001	Cell Biology & Anatomy	0	0.00	25,020	0.46	5,676	0	30,696	0	30,696
37-5115-1021001	Dean College of Medicine	110,000	0.41	0	0.00	24,951	0	134,951	0	134,951
37-5115-1022001	Internal Medicine-Nephrology	127,625	2.18	0	0.00	28,950	0	156,575	0	156,575
37-5115-1023001	Internal Medicine - Cardiology	0	0.00	4,075	0.05	925	0	5,000	0	5,000
37-5115-2002001	Internal Medicine	24,000	0.00	33,810	0.50	13,114	0	70,924	0	70,924
37-5115-2003001	Int Med Oncology	28,635	0.10	0	0.00	6,496	0	35,131	0	35,131
37-5116-1001001	Olson Professorship	45,280	0.19	0	0.00	10,271	0	55,551	0	55,551
37-5116-1002001	M.L. Smith Professorship	20,813	0.14	0	0.00	4,722	0	25,535	0	25,535
37-5117-1001001	Dean-COM	35,000	0.44	0	0.00	7,939	0	42,939	0	42,939
37-5117-1002001	Ophthalmology	12,903	0.08	0	0.00	2,926	0	15,829	0	15,829
37-5118-1001001	L. Thomas Hood Professorship	25,000	0.18	0	0.00	5,671	0	30,671	0	30,671
37-5118-1002001	Herman Frank Johnson MD Professorship	15,000	0.00	0	0.00	3,402	0	18,402	0	18,402
37-5118-2001001	Orthopedic Surgery	25,000	0.27	0	0.00	5,671	0	30,671	0	30,671
37-5120-1001001	Havlik-Wall Professorship	19,864	0.10	0	0.00	4,506	0	24,370	0	24,370
37-5120-1002001	David Purtilo Distinguished Chair Of Pat	9,323	0.05	0	0.00	2,115	0	11,438	0	11,438
37-5120-1003001	Stokes-Shackleford Professor of Microbio	25,922	0.33	0	0.00	5,880	0	31,802	0	31,802
37-5120-1005001	Vickery Professorship	0	0.00	13,047	0.30	2,959	0	16,006	0	16,006
37-5120-1007001	Pathology & Microbiology	8,000	0.00	0	0.00	1,815	0	9,815	0	9,815
37-5121-1005001	Helen Freytag Professorship	29,871	0.17	0	0.00	6,776	0	36,647	0	36,647

COST OBJECT LISTING BY SUB PROGRAM
2020-2021GENERAL OPERATING BUDGET
UNIVERSITY OF NEBRASKA MEDICAL CENTER

SUBPROGRAM #/NAME: 51 College of Medicine

UNMC-Trust-Grant/Cont/Loan/End-738 Trust/Restricted

COST OBJECT		FACULTY Dollar	FACULTY FTE	NON FACULTY Dollar	NON FACULTY FTE	EMPLOYEE BENEFITS	PERSONAL SERVICE CREDITS	TOTAL PERSONAL SERVICES	TOTAL OPERATING EXPENSES	TOTAL
37-5123-1001001	Hubbard Professorship	25,358	0.22	0	0.00	5,752	0	31,110	0	31,110
37-5123-1004001	Cellular & Integrative Physiology	61,878	1.00	0	0.00	14,036	0	75,914	0	75,914
37-5126-1001001	Hunt Professorship Of Radiology	0	0.00	97,134	0.25	22,033	0	119,167	0	119,167
37-5126-1002001	Radiology	50,000	0.28	0	0.00	11,342	0	61,342	0	61,342
37-5126-1003001	Radiology	95,312	1.15	0	0.00	21,619	0	116,931	0	116,931
37-5126-1004001	Radiology	24,000	0.25	0	0.00	5,444	0	29,444	0	29,444
37-5127-1005001	Shackleford-Marischal Professorship	10,000	0.08	36,461	0.50	10,539	0	57,000	0	57,000
37-5127-1006001	Dean COM	40,000	0.00	0	0.00	9,073	0	49,073	0	49,073
37-5127-1010001	UN Foundation	0	0.00	23,638	0.50	5,362	0	29,000	0	29,000
37-5128-1001001	Dermatology	10,000	0.20	0	0.00	2,268	0	12,268	0	12,268
37-5140-2007001	EARLY DETECT GENETIC CHANGES PANC	16,000	0.20	3,645	0.05	4,456	0	24,101	0	24,101
37-5140-2062001	Biochemistry & Molecular Biology	54,000	1.00	0	0.00	12,249	0	66,249	0	66,249
37-5140-2063001	Biochemistry/Molecular Biology	40,000	0.50	9,536	0.20	11,237	0	60,773	0	60,773
37-5140-2064998	COSTSHARE/ 36-5140-2172-001	1,776	0.02	0	0.00	403	0	2,179	0	2,179
37-5140-2064999	COSTSHARE/ 36-5140-2165-001	4,441	0.05	0	0.00	1,007	0	5,448	0	5,448
37-5140-2066001	Biochemistry & Molecular Biology	0	0.00	11,100	0.30	2,518	0	13,618	0	13,618
37-5140-2071001	Biochemistry/Molecular Biology	0	0.00	23,840	0.50	5,408	0	29,248	0	29,248
37-5140-2072001	Biochemistry/Molecular Biology	0	0.00	38,320	0.79	8,692	0	47,012	0	47,012
37-5140-2073001	Biochemistry/Molecular Biology	0	0.00	11,963	0.25	2,714	0	14,677	0	14,677
37-5140-4000001	Biochemistry/ Molecular Biology	6,758	0.00	0	0.00	1,534	0	8,292	0	8,292
37-5150-2015001	Cell Biology/Anatomy	2,710	0.02	80,723	1.42	18,925	0	102,358	0	102,358
37-5150-6001001	Genetics Cell Biology and Anatomy	124,463	0.85	0	0.00	28,232	0	152,695	0	152,695
37-5160-2001004	Eisenberg & Gen-Parkinson's Fund	0	0.00	10,250	0.25	2,325	0	12,575	0	12,575
37-5170-2001010	Carryover for Cornish	0	0.00	22,400	0.40	5,082	0	27,482	0	27,482
37-5170-2001025	Carryover for Babu	5,000	0.00	0	0.00	1,134	0	6,134	0	6,134
37-5170-2003001	Cellular/Integrative Physiology	0	0.00	6,874	0.00	1,559	0	8,433	0	8,433
37-5170-2102001	Cellular & Integrative Physiology	0	0.00	29,475	0.55	6,686	0	36,161	0	36,161
37-5190-2001001	Cellular & Integrative Physiology	0	0.00	50,000	0.00	11,342	0	61,342	0	61,342
37-5190-2001010	Mishra, Targeted Delivery of H25 Cell De	0	0.00	2,136	0.05	484	0	2,620	0	2,620
37-5190-4001001	Cellular & Integrative Physiology	0	0.00	3,171	0.05	719	0	3,890	0	3,890
37-5190-4001040	Xiawei Li, Scaffold to Assist Stem Cells	0	0.00	12,420	0.25	2,817	0	15,237	0	15,237
	TOTAL	**3,449,661**	**36.22**	**1,765,226**	**29.50**	**1,182,905**	**0**	**6,397,792**	**1,273,601**	**7,671,393**

UNMC-Auxiliary-739 Auxiliaries & Services/Restricted

COST OBJECT		FACULTY Dollar	FACULTY FTE	NON FACULTY Dollar	NON FACULTY FTE	EMPLOYEE BENEFITS	PERSONAL SERVICE CREDITS	TOTAL PERSONAL SERVICES	TOTAL OPERATING EXPENSES	TOTAL
33-5101-0600	COM_Chinese Program Fee	0	0.00	41,501	0.64	11,531	0	53,032	0	53,032
33-5140-0016	Cell Growth Facility	26,537	0.32	0	0.00	7,374	0	33,911	8,586	42,497
33-5140-0096	Durham Research Center Autoclave Fund	0	0.00	7,451	0.25	2,070	0	9,521	7,596	17,117
33-5140-0376	Image Guided Rad Instr	9,615	0.04	15,771	0.25	7,052	0	32,438	0	32,438
33-5150-0041	Masters Student Fees	0	0.00	19,110	0.31	5,310	0	24,420	27,184	51,604
33-5150-0150	Ctr for Bioinformatics & Systems Biology	54,814	0.93	43,930	0.67	27,435	0	126,179	0	126,179
33-5150-0201	Guda/Eppley Breast Cancer Genomics	0	0.00	22,440	0.40	6,235	0	28,675	0	28,675
33-5150-0501	Advanced Anatomy	0	0.00	1,458	0.02	406	0	1,864	39,659	41,523
33-5150-0600	Anatomy Special	0	0.00	35,550	0.55	9,877	0	45,427	181,117	226,544
33-5150-0605	Summer Teaching Funds - CBA	0	0.00	0	0.00	0	0	0	8,962	8,962
33-5150-0610	Anatomy fee for PA/PT student	0	0.00	35,410	0.55	9,838	0	45,248	0	45,248
33-5160-0706	Student Fees-Pharmcacology	0	0.00	1,702	0.04	473	0	2,175	4,500	6,675
33-5170-0100	Sm Anim Imaging Core	12,558	0.22	0	0.00	3,489	0	16,047	0	16,047
33-5191-0005	Comparative Medicine-Eppley Institute	0	0.00	63,182	1.00	17,554	0	80,736	0	80,736

COST OBJECT LISTING BY SUB PROGRAM
2020-2021GENERAL OPERATING BUDGET
UNIVERSITY OF NEBRASKA MEDICAL CENTER

SUBPROGRAM #/NAME: 51 College of Medicine

UNMC-Auxiliary-739 Auxiliaries & Services/Restricted

COST OBJECT		FACULTY Dollar	FACULTY FTE	NON FACULTY Dollar	NON FACULTY FTE	EMPLOYEE BENEFITS	PERSONAL SERVICE CREDITS	TOTAL PERSONAL SERVICES	TOTAL OPERATING EXPENSES	TOTAL
33-5191-0006	Comparative Medicine	0	0.00	1,379,352	30.87	383,227	0	1,762,579	800,000	2,562,579
33-5191-0007	Comp Med-Vet Tech	0	0.00	165,780	2.51	46,059	0	211,839	0	211,839
33-5191-0008	Comparative Medicine-COD	0	0.00	7,003	0.10	1,945	0	8,948	0	8,948
33-5191-0009	Comparative Medicine F & A	0	0.00	505,787	3.13	140,523	0	646,310	0	646,310
33-5191-0012	Ahmad Start-up	0	0.00	136,868	2.30	38,025	0	174,893	0	174,893
	TOTAL	**103,524**	**1.51**	**2,482,295**	**43.59**	**718,423**	**0**	**3,304,242**	**1,077,604**	**4,381,846**
	SUB PROGRAM TOTAL	**20,439,305**	**162**	**25,888,474**	**371**	**10,231,833**	**0**	**56,559,612**	**2,527,479**	**59,087,091**

SUBPROGRAM #/NAME: 52 College of Medicine

UNMC-State General Fund-731 State & University Generated/Unrestricted

COST OBJECT		FACULTY Dollar	FACULTY FTE	NON FACULTY Dollar	NON FACULTY FTE	EMPLOYEE BENEFITS	PERSONAL SERVICE CREDITS	TOTAL PERSONAL SERVICES	TOTAL OPERATING EXPENSES	TOTAL
31-5201-1000	AAA - Anesthesiology	186,223	1.75	420,833	5.70	131,642	0	738,698	0	738,698
31-5210-0001	Family Practice-Instruction	967,679	8.89	565,945	6.94	342,109	0	1,875,733	0	1,875,733
31-5210-3014	COSTSHARING/ 34-5210-1005-007	4,628	0.02	0	0.00	1,333	0	5,961	0	5,961
31-5210-3018	COSTSHARING/ 34-5210-1006-008	8,318	0.03	0	0.00	2,395	0	10,713	0	10,713
31-5220-0001	Internal Medicine Instruction	19,843	0.17	590,124	8.90	175,671	0	785,638	0	785,638
31-5220-0200	Internal Med-Cardiology Instruction	659,891	9.41	342,233	6.62	230,161	0	1,232,285	0	1,232,285
31-5220-0250	Internal Med-DEM Instruction	278,438	2.96	150,321	2.92	115,419	0	544,178	0	544,178
31-5220-0300	Internal Med-GenMed Instruction	1,459,273	19.33	104,848	1.73	363,838	0	1,927,959	0	1,927,959
31-5220-0350	Internal Med-Geriatric Instruction	159,259	3.19	182,210	3.55	98,342	0	439,811	0	439,811
31-5220-0400	Internal Med-GI Instruction	299,232	4.57	190,999	2.77	141,187	0	631,418	0	631,418
31-5220-0450	IM Hosp Med Instruct	38,100	0.84	123,501	3.00	46,541	0	208,142	0	208,142
31-5220-0500	Internal Med-Infect Diseases Instruction	332,421	3.34	179,206	3.22	113,139	0	624,766	0	624,766
31-5220-0600	Internal Med-Nephrology Instruction	357,257	5.56	68,621	1.41	122,653	0	548,531	0	548,531
31-5220-0700	Internal Med-Oncology Instruction	275,928	4.23	193,973	4.00	135,332	0	605,233	0	605,233
31-5220-0800	Internal Med-Pulmonary Instruction	483,474	9.12	249,461	4.21	211,086	0	944,021	0	944,021
31-5220-0900	Internal Med-Rheumatology Instruction	437,526	4.12	128,500	2.60	122,377	0	688,403	0	688,403
31-5220-8000	Int Med - Indirect Costs/Research	11,088	0.10	0	0.00	3,194	0	14,282	0	14,282
31-5250-0001	Neurological Science Instruction	625,487	6.66	587,397	9.21	302,000	0	1,514,884	0	1,514,884
31-5250-8000	Neurological Sciences Indir Cost Return	0	0.00	40,030	1.00	11,529	0	51,559	0	51,559
31-5260-0001	Obstetrics/Gynecology-Instruction	1,356,902	11.79	426,078	6.42	423,457	0	2,206,437	0	2,206,437
31-5270-0001	Ophthalmology Instruction	428,477	5.58	149,140	1.00	151,843	0	729,460	0	729,460
31-5280-0001	Orthopedics Instruction	237,246	3.15	41,285	0.14	73,562	0	352,093	0	352,093
31-5280-3003	COSTSHARING/ 36-5280-2090-001	2,000	0.01	0	0.00	576	0	2,576	0	2,576
31-5290-0001	Otol & Maxill Facial Surg-Instruction	88,022	1.78	53,281	0.78	32,617	0	173,920	0	173,920
	TOTAL	**8,716,712**	**106.60**	**4,787,986**	**76.14**	**3,352,003**	**0**	**16,856,701**	**0**	**16,856,701**

UNMC-Federal Letter of Credit-736 Federal/Restricted

COST OBJECT		FACULTY Dollar	FACULTY FTE	NON FACULTY Dollar	NON FACULTY FTE	EMPLOYEE BENEFITS	PERSONAL SERVICE CREDITS	TOTAL PERSONAL SERVICES	TOTAL OPERATING EXPENSES	TOTAL
34-5201-2004001	Anesthesiology	56,302	0.33	3,777	0.08	12,907	0	72,986	0	72,986
34-5201-2005001	Anesthesiology	26,518	0.30	105,764	2.27	28,418	0	160,700	0	160,700
34-5201-2006001	Anesthesiology	91,759	0.74	19,847	0.42	23,978	0	135,584	0	135,584
34-5201-2007004	Anesthesiology	38,710	0.18	58,959	1.43	20,983	0	118,652	0	118,652
34-5201-2008002	Anesthesiology	16,855	0.19	23,512	0.48	8,672	0	49,039	0	49,039
34-5201-2009005	Anesthesiology	41,143	0.45	48,000	1.00	19,150	0	108,293	0	108,293
34-5201-2010001	Anesthesiology	45,824	0.28	0	0.00	9,844	0	55,668	0	55,668

COST OBJECT LISTING BY SUB PROGRAM
2020-2021GENERAL OPERATING BUDGET
UNIVERSITY OF NEBRASKA MEDICAL CENTER

SUBPROGRAM #/NAME: 52 College of Medicine

UNMC-Federal Letter of Credit-736 Federal/Restricted

COST OBJECT		FACULTY Dollar	FACULTY FTE	NON FACULTY Dollar	NON FACULTY FTE	EMPLOYEE BENEFITS	PERSONAL SERVICE CREDITS	TOTAL PERSONAL SERVICES	TOTAL OPERATING EXPENSES	TOTAL
34-5210-1006010	Point of Service Maintenance and Enhance	4,668	0.02	93,522	1.55	21,093	0	119,283	0	119,283
34-5220-1004007	Summer Undergraduate Alcohol Research Pr	6,967	0.06	8,025	0.17	3,221	0	18,213	0	18,213
34-5224-2006001	Cardiology (Internal Medicine)	2,728	0.03	39,898	0.84	9,614	0	52,240	0	52,240
34-5224-2007001	Cardiology (Internal Medicine)	33,869	0.40	102,610	2.30	29,906	0	166,385	0	166,385
34-5224-2008001	Cardiology (Internal Medicine)	77,529	1.30	49,499	1.00	27,290	0	154,318	0	154,318
34-5226-2007001	Diab/Endo/Metab (Internal Medicine)	10,500	0.10	22,228	0.47	7,031	0	39,759	0	39,759
34-5226-2008001	Diab/Endo/Metab (Internal Medicine)	40,932	0.35	5,437	0.10	9,961	0	56,330	0	56,330
34-5226-2009001	Diab/Endo/Metab (Internal Medicine)	15,750	0.15	0	0.00	3,384	0	19,134	0	19,134
34-5228-1010001	Geriatrics (Internal Medicine)	251,409	3.38	93,742	1.45	74,148	0	419,299	0	419,299
34-5228-2004001	Geriatrics (Internal Medicine)	10,150	0.14	29,251	0.39	8,464	0	47,865	0	47,865
34-5229-2024001	Gastro & Hepa (Internal Medicine)	50,953	0.67	0	0.00	10,946	0	61,899	0	61,899
34-5229-2025001	Gastro & Hepa (Internal Medicine)	31,333	0.33	51,537	1.07	17,803	0	100,673	0	100,673
34-5229-2026006	Gastro & Hepa (Internal Medicine)	98,256	0.91	0	0.00	21,108	0	119,364	0	119,364
34-5229-2027001	Gastro & Hepa (Internal Medicine)	9,608	0.08	47,678	1.00	12,306	0	69,592	0	69,592
34-5229-2028001	Gastro & Hepa (Internal Medicine)	58,374	0.45	46,241	0.97	22,475	0	127,090	0	127,090
34-5229-2030001	Gastro & Hepa (Internal Medicine)	76,000	0.96	0	0.00	16,327	0	92,327	0	92,327
34-5229-2032001	Gastro & Hepa (Internal Medicine)	94,008	1.59	0	0.00	20,195	0	114,203	0	114,203
34-5232-3008008	Ryan White Part D Program for Coordinate	49,685	0.72	47,912	0.78	20,967	0	118,564	0	118,564
34-5232-3009020	Title III:Categorical Grant Program to P	57,492	0.92	120,230	1.88	38,180	0	215,902	0	215,902
34-5237-2023006	Pulmonary (Internal Medicine)	93,510	0.84	92,134	1.50	39,882	0	225,526	0	225,526
34-5237-2027001	Pulmonary (Internal Medicine)	52,813	0.57	52,178	1.00	22,556	0	127,547	0	127,547
34-5237-2028001	Pulmonary (Internal Medicine)	21,815	0.54	12,500	0.25	7,370	0	41,685	0	41,685
34-5237-2029001	Pulmonary (Internal Medicine)	27,500	0.61	42,000	1.00	14,932	0	84,432	0	84,432
34-5250-2000011	Neurological Sciences (Internal Medicine	1,973	0.01	0	0.00	425	0	2,398	0	2,398
34-5250-2001001	Neurological Sciences (Internal Medicine	3,819	0.03	7,357	0.09	2,402	0	13,578	0	13,578
34-5250-2004018	CHAIN - Biophysical Core - Wilson	19,230	0.12	0	0.00	4,131	0	23,361	0	23,361
34-5250-2006001	Neurological Sciences (Internal Medicine	37,089	0.59	28,584	0.05	14,109	0	79,782	0	79,782
34-5250-2007001	Neurological Sciences (Internal Medicine	42,658	0.47	16,983	0.25	12,812	0	72,453	0	72,453
34-5250-2008001	Neurological Sciences (Internal Medicine	42,318	0.62	0	0.00	9,091	0	51,409	0	51,409
34-5250-2009001	Neurological Sciences (Internal Medicine	67,810	0.48	21,566	0.22	19,199	0	108,575	0	108,575
34-5250-2009201	Signatures of Cannabis Abuse Fox Portion	34,700	0.33	17,487	0.30	11,211	0	63,398	0	63,398
34-5250-2010001	Neurological Sciences (Internal Medicine	14,423	0.09	0	0.00	3,098	0	17,521	0	17,521
34-5250-2011001	Neurological Sciences (Internal Medicine	58,784	0.49	0	0.00	12,628	0	71,412	0	71,412
34-5250-2012001	Maternal Immune Activation in a Genetic	23,332	0.15	0	0.00	5,012	0	28,344	0	28,344
34-5250-2014105	CORE A - The Molecular Biology of Neuros	0	0.00	15,527	0.25	3,335	0	18,862	0	18,862
34-5250-2015001	Neurological Sciences (Internal Medicine	63,922	0.64	100,520	2.00	35,328	0	199,770	0	199,770
34-5250-2016101	Great Plains IDeA-CTR - Admin Core	126,088	0.84	181,522	3.48	66,084	0	373,694	0	373,694
34-5250-2016201	Great Plains IDeA-CTR - Prof Dev Core	91,016	0.62	52,614	1.00	30,857	0	174,487	0	174,487
34-5250-2016211	Great Plains IDeA-CTR - Hwang	16,006	0.34	32,620	0.60	10,447	0	59,073	0	59,073
34-5250-2016212	Great Plains IDeA-CTR - Ghate	14,334	0.23	27,672	0.58	9,024	0	51,030	0	51,030
34-5250-2016213	Great Plains IDeA-CTR - Bhatt	0	0.00	24,743	0.63	5,316	0	30,059	0	30,059
34-5250-2016214	Great Plains IDeA-CTR - England	5,763	0.13	0	0.00	1,238	0	7,001	0	7,001
34-5250-2016351	Great Plains IDeA-CTR - CRD, Epid, Biost	124,244	0.78	17,047	0.23	30,353	0	171,644	0	171,644
34-5250-2016401	Great Plains IDeA-CTR - Track & Eval Cor	30,000	0.20	56,079	1.00	18,493	0	104,572	0	104,572
34-5250-2016501	Great Plains IDeA-CTR - Comm Engage Core	0	0.00	12,930	0.14	2,779	0	15,709	0	15,709
34-5250-2016551	Great Plains IDeA-CTR - Comm Engage Core	48,387	0.27	48,452	1.00	20,804	0	117,643	0	117,643
34-5250-2016601	Great Plains IDeA-CTR - BICE Core	76,005	0.82	4,774	0.05	17,354	0	98,133	0	98,133
34-5250-2016701	Great Plains IDeA-CTR - Pilot Proj Prog	1,153	0.02	0	0.00	248	0	1,401	0	1,401
34-5250-2017001	Neurological Sciences (Internal Medicine	31,344	0.20	8,320	0.20	8,522	0	48,186	0	48,186
34-5250-2020201	Macrophage; Meth; HIV & Hist-Fox	9,865	0.04	29,542	0.54	8,465	0	47,872	0	47,872
34-5250-2025401	CoNDA Proj B - Heinrichs-Graham UNMC	53,550	0.13	0	0.00	11,504	0	65,054	0	65,054

COST OBJECT LISTING BY SUB PROGRAM
2020-2021GENERAL OPERATING BUDGET
UNIVERSITY OF NEBRASKA MEDICAL CENTER

SUBPROGRAM #/NAME: 52 College of Medicine

UNMC-Federal Letter of Credit-736 Federal/Restricted

COST OBJECT		FACULTY Dollar	FACULTY FTE	NON FACULTY Dollar	NON FACULTY FTE	EMPLOYEE BENEFITS	PERSONAL SERVICE CREDITS	TOTAL PERSONAL SERVICES	TOTAL OPERATING EXPENSES	TOTAL
34-5260-2005001	OB/GYN	22,301	0.14	37,000	1.00	12,740	0	72,041	0	72,041
34-5260-2006001	OB/GYN	10,433	0.05	50,580	1.00	13,108	0	74,121	0	74,121
34-5260-2007001	OB/GYN	64,682	0.42	0	0.00	13,896	0	78,578	0	78,578
34-5260-2008001	OB/GYN	50,232	0.48	20,802	0.52	15,260	0	86,294	0	86,294
34-5270-2019001	Opthamology	81,804	0.63	0	0.00	17,574	0	99,378	0	99,378
34-5270-2023005	Opthamology	59,039	0.52	47,678	1.00	22,927	0	129,644	0	129,644
34-5270-2024023	Opthamology	43,410	0.26	12,449	0.30	12,000	0	67,859	0	67,859
34-5270-2025001	Opthamology	65,081	0.67	47,680	1.00	24,224	0	136,985	0	136,985
34-5270-2026001	Opthamology	78,823	0.91	20,000	0.50	21,230	0	120,053	0	120,053
	TOTAL	**3,006,578**	**30.29**	**2,157,009**	**41.29**	**1,110,339**	**0**	**6,273,926**	**0**	**6,273,926**

UNMC-Federal Advance-737 Federal/Restricted

COST OBJECT		FACULTY Dollar	FACULTY FTE	NON FACULTY Dollar	NON FACULTY FTE	EMPLOYEE BENEFITS	PERSONAL SERVICE CREDITS	TOTAL PERSONAL SERVICES	TOTAL OPERATING EXPENSES	TOTAL
35-5220-2000002	IPA for Christopher Wichman	3,540	0.03	0	0.00	761	0	4,301	0	4,301
35-5220-2002001	Community Affairs	11,660	0.03	0	0.00	786	0	12,446	0	12,446
35-5226-2017009	Diab/Endo/Metab (Internal Medicine)	0	0.00	49,804	1.00	10,700	0	60,504	0	60,504
35-5229-2029001	Gastro & Hepa (Internal Medicine)	17,850	0.23	0	0.00	3,835	0	21,685	0	21,685
35-5229-2030001	Gastro & Hepa (Internal Medicine)	40,000	0.50	0	0.00	8,593	0	48,593	0	48,593
35-5229-2032001	Gastro & Hepa (Internal Medicine)	0	0.00	47,679	1.00	10,243	0	57,922	0	57,922
35-5237-2035004	IPA for Jane Devasure	0	0.00	56,560	1.00	12,151	0	68,711	0	68,711
35-5237-2036002	IPA for Art Heires	0	0.00	60,685	1.00	13,038	0	73,723	0	73,723
35-5241-2028004	IPA-Jefferey Newcomb	0	0.00	83,464	0.97	17,930	0	101,394	0	101,394
35-5241-2029004	IPA-Bridget Kramer	0	0.00	64,993	1.00	13,963	0	78,956	0	78,956
35-5241-2030002	IPA-Karen Easterling	0	0.00	22,750	0.49	4,888	0	27,638	0	27,638
35-5241-2031001	Rheumatology (Internal Medicine)	0	0.00	17,014	0.25	3,655	0	20,669	0	20,669
35-5241-2032001	Rheumatology (Internal Medicine)	0	0.00	22,590	0.49	4,854	0	27,444	0	27,444
35-5241-2033001	Rheumatology (Internal Medicine)	11,220	0.10	0	0.00	2,410	0	13,630	0	13,630
35-5250-2001001	Impact of Traumatic Brain Injury on Tauo	26,231	0.40	19,476	0.48	9,820	0	55,527	0	55,527
35-5260-2001001	OB/GYN	20,866	0.10	0	0.00	4,483	0	25,349	0	25,349
35-5260-2002001	OB/GYN	0	0.00	51,493	1.00	11,061	0	62,554	0	62,554
35-5260-2003001	IPA for Kendra Clark	0	0.00	47,679	1.00	10,243	0	57,922	0	57,922
35-5260-2004001	IPA for Xioying Hou	0	0.00	59,804	0.80	12,848	0	72,652	0	72,652
	TOTAL	**131,367**	**1.39**	**603,991**	**10.48**	**156,262**	**0**	**891,620**	**0**	**891,620**

UNMC-Trust-Grant/Cont/Loan/End-738 Federal/Restricted

COST OBJECT		FACULTY Dollar	FACULTY FTE	NON FACULTY Dollar	NON FACULTY FTE	EMPLOYEE BENEFITS	PERSONAL SERVICE CREDITS	TOTAL PERSONAL SERVICES	TOTAL OPERATING EXPENSES	TOTAL
34-5250-2018210	NanoART Man: Core C Fox	4,933	0.02	63,644	1.00	14,733	0	83,310	0	83,310
34-5250-2019201	HIV Tat and Morphine Induce Microglial M	9,865	0.04	28,040	0.52	8,143	0	46,048	0	46,048
34-5250-2021101	The brain as a SIV - Fox Portion	22,104	0.10	53,725	1.15	16,290	0	92,119	0	92,119
34-5250-2021401	The brain as a SIV - PK Studies	29,696	0.28	0	0.00	6,380	0	36,076	0	36,076
34-5250-2022118	CHAIN - Adminstrative Core (Fox)	42,211	0.21	6,710	0.10	10,509	0	59,430	0	59,430
34-5250-2022119	CHAIN - Adminstrative Core (Fox)	9,133	0.05	0	0.00	1,962	0	11,095	0	11,095
34-5250-2023007	NNTC Data Coordinating Center	0	0.00	7,388	0.13	1,587	0	8,975	0	8,975
34-5250-2023008	NNTC Data Coordinating Center	78,225	0.68	65,776	1.33	30,936	0	174,937	0	174,937
34-5250-2023107	NNTC Data Coordinating Center-CHARTER	20,617	0.25	87,608	1.50	23,250	0	131,475	0	131,475
34-5250-2024001	Mechanisms of Presynaptic Energetic Fail	81,210	0.48	58,525	1.53	30,019	0	169,754	0	169,754
	TOTAL	**297,994**	**2.11**	**371,416**	**7.25**	**143,809**	**0**	**813,219**	**0**	**813,219**

COST OBJECT LISTING BY SUB PROGRAM
2020-2021GENERAL OPERATING BUDGET
UNIVERSITY OF NEBRASKA MEDICAL CENTER

SUBPROGRAM #/NAME: 52 College of Medicine

UNMC-Trust-Grant/Cont/Loan/End-738 Trust/Restricted

COST OBJECT		FACULTY Dollar	FACULTY FTE	NON FACULTY Dollar	NON FACULTY FTE	EMPLOYEE BENEFITS	PERSONAL SERVICE CREDITS	TOTAL PERSONAL SERVICES	TOTAL OPERATING EXPENSES	TOTAL
36-5201-2013888	Anesthesiology	5,921	0.05	4,477	0.06	2,359	0	12,757	0	12,757
36-5201-2014001	Anesthesiology	0	0.00	8,262	0.18	1,874	0	10,136	0	10,136
36-5201-2015001	Defining microRNA-induced inflammation	2,682	0.03	0	0.00	608	0	3,290	0	3,290
36-5201-2016001	Anesthesiology	0	0.00	410	0.01	93	0	503	0	503
36-5201-2017001	Anesthesiology	19,169	0.22	22,105	0.60	9,362	0	50,636	0	50,636
36-5201-2018001	Anesthesiology	22,440	0.24	42,024	0.88	14,622	0	79,086	0	79,086
36-5224-2253004	Dilated Cardiomyopathy (DCM) Research Pr	5,384	0.10	0	0.00	1,221	0	6,605	0	6,605
36-5224-2269001	Cardiology (Internal Medicine)	0	0.00	47,679	1.00	10,815	0	58,494	0	58,494
36-5225-2010002	Myocardial Ischemia and Transfusion (MIN	1,923	0.04	0	0.00	436	0	2,359	0	2,359
36-5226-2039008	GRADE [Glycemic Reduction Approaches for	9,480	0.10	240,446	3.55	56,690	0	306,616	0	306,616
36-5226-2072003	ICA for Megan Severson	0	0.00	18,024	0.25	4,088	0	22,112	0	22,112
36-5226-2073001	Diab/Endo/Metab (Internal Medicine)	4,888	0.05	24,300	0.50	6,620	0	35,808	0	35,808
36-5226-2074888	Diab/Endo/Metab (Internal Medicine)	0	0.00	3,604	0.05	819	0	4,423	0	4,423
36-5226-2076888	Diab/Endo/Metab (Internal Medicine)	0	0.00	37,086	0.55	8,412	0	45,498	0	45,498
36-5226-2077002	ICA Ramesh Ramalingam-Prominent study at	0	0.00	56,533	1.00	12,824	0	69,357	0	69,357
36-5226-2079888	Diab/Endo/Metab (Internal Medicine)	5,081	0.04	16,996	0.25	5,008	0	27,085	0	27,085
36-5226-2080006	Diab/Endo/Metab (Internal Medicine)	7,908	0.07	0	0.00	1,793	0	9,701	0	9,701
36-5226-2081888	Diab/Endo/Metab (Internal Medicine)	2,019	0.02	3,604	0.05	1,276	0	6,899	0	6,899
36-5226-2082002	ICA for Katelyn Kelley	0	0.00	21,481	0.60	4,872	0	26,353	0	26,353
36-5226-2084888	Diab/Endo/Metab (Internal Medicine)	2,019	0.02	44,441	0.88	10,539	0	56,999	0	56,999
36-5226-2085001	Diab/Endo/Metab (Internal Medicine)	37,231	0.74	0	0.00	8,445	0	45,676	0	45,676
36-5226-2087002	ICA for Jenna Eggert	0	0.00	19,500	0.50	4,425	0	23,925	0	23,925
36-5226-2088001	Diab/Endo/Metab (Internal Medicine)	0	0.00	19,572	0.41	4,440	0	24,012	0	24,012
36-5226-2090001	Diab/Endo/Metab (Internal Medicine)	0	0.00	7,209	0.10	1,635	0	8,844	0	8,844
36-5226-2091001	Diab/Endo/Metab (Internal Medicine)	0	0.00	14,320	0.40	3,248	0	17,568	0	17,568
36-5226-2092001	Diab/Endo/Metab (Internal Medicine)	0	0.00	11,972	0.25	2,716	0	14,688	0	14,688
36-5226-2093888	Diab/Endo/Metab (Internal Medicine)	0	0.00	12,012	0.33	2,725	0	14,737	0	14,737
36-5226-2094888	Diab/Endo/Metab (Internal Medicine)	0	0.00	12,376	0.34	2,806	0	15,182	0	15,182
36-5226-2096001	Diab/Endo/Metab (Internal Medicine)	1,896	0.04	4,860	0.10	1,532	0	8,288	0	8,288
36-5228-2014001	Geriatrics (Internal Medicine)	6,243	0.08	0	0.00	1,416	0	7,659	0	7,659
36-5228-2015003	The Care Ecosystem: Navigating Patients	31,049	0.35	97,368	1.76	29,128	0	157,545	0	157,545
36-5228-3001002	Geriatrics Workforce Enhancement Program	37,727	0.21	0	0.00	8,558	0	46,285	0	46,285
36-5229-2115888	Gastro & Hepa (Internal Medicine)	0	0.00	13,200	0.21	2,995	0	16,195	0	16,195
36-5229-2120001	Gastro & Hepa (Internal Medicine)	0	0.00	13,050	0.20	2,960	0	16,010	0	16,010
36-5229-2123001	Gastro & Hepa (Internal Medicine)	0	0.00	3,150	0.05	714	0	3,864	0	3,864
36-5229-2124888	Gastro & Hepa (Internal Medicine)	0	0.00	9,450	0.15	2,143	0	11,593	0	11,593
36-5229-2128001	Gastro & Hepa (Internal Medicine)	0	0.00	21,900	0.34	4,968	0	26,868	0	26,868
36-5229-2129888	Gastro & Hepa (Internal Medicine)	16,250	0.29	19,650	0.30	8,144	0	44,044	0	44,044
36-5229-2130888	Gastro & Hepa (Internal Medicine)	11,939	0.26	16,200	0.25	6,383	0	34,522	0	34,522
36-5229-2131888	Gastro & Hepa (Internal Medicine)	0	0.00	16,200	0.25	3,675	0	19,875	0	19,875
36-5229-2132888	Gastro & Hepa (Internal Medicine)	0	0.00	16,200	0.25	3,675	0	19,875	0	19,875
36-5229-2133888	Gastro & Hepa (Internal Medicine)	14,280	0.25	0	0.00	3,240	0	17,520	0	17,520
36-5229-2136001	Gastro & Hepa (Internal Medicine)	8,446	0.06	0	0.00	1,915	0	10,361	0	10,361
36-5232-1012001	Infectious Diseases (Internal Medicine)	0	0.00	11,072	0.18	2,512	0	13,584	0	13,584
36-5232-2131888	Infectious Diseases (Internal Medicine)	0	0.00	2,752	0.04	625	0	3,377	0	3,377
36-5232-2138001	Infectious Diseases (Internal Medicine)	0	0.00	2,752	0.04	625	0	3,377	0	3,377
36-5232-2144001	Infectious Diseases (Internal Medicine)	0	0.00	11,936	0.15	2,708	0	14,644	0	14,644
36-5232-2158888	Infectious Diseases (Internal Medicine)	0	0.00	38,278	0.64	8,683	0	46,961	0	46,961
36-5232-2160888	Infectious Diseases (Internal Medicine)	0	0.00	20,553	0.28	4,663	0	25,216	0	25,216
36-5232-2161888	Infectious Diseases (Internal Medicine)	0	0.00	81,324	1.09	18,447	0	99,771	0	99,771
36-5232-2163001	Infectious Diseases (Internal Medicine)	1,838	0.05	0	0.00	417	0	2,255	0	2,255

COST OBJECT LISTING BY SUB PROGRAM
2020-2021GENERAL OPERATING BUDGET
UNIVERSITY OF NEBRASKA MEDICAL CENTER

SUBPROGRAM #/NAME: 52 College of Medicine

UNMC-Trust-Grant/Cont/Loan/End-738 Trust/Restricted

COST OBJECT		FACULTY Dollar	FACULTY FTE	NON FACULTY Dollar	NON FACULTY FTE	EMPLOYEE BENEFITS	PERSONAL SERVICE CREDITS	TOTAL PERSONAL SERVICES	TOTAL OPERATING EXPENSES	TOTAL
36-5232-2164001	Infectious Diseases (Internal Medicine)	7,353	0.18	0	0.00	1,667	0	9,020	0	9,020
36-5232-2166001	Infectious Diseases (Internal Medicine)	0	0.00	3,300	0.05	749	0	4,049	0	4,049
36-5232-2167001	Infectious Diseases (Internal Medicine)	0	0.00	42,571	0.71	9,657	0	52,228	0	52,228
36-5232-2169001	Infectious Diseases (Internal Medicine)	17,214	0.19	0	0.00	3,904	0	21,118	0	21,118
36-5232-2171888	Infectious Diseases (Internal Medicine)	0	0.00	43,765	0.55	9,928	0	53,693	0	53,693
36-5232-2173888	Infectious Diseases (Internal Medicine)	0	0.00	7,957	0.10	1,804	0	9,761	0	9,761
36-5232-2174888	Infectious Diseases (Internal Medicine)	0	0.00	4,403	0.06	999	0	5,402	0	5,402
36-5232-2175888	Infectious Diseases (Internal Medicine)	0	0.00	6,600	0.10	1,496	0	8,096	0	8,096
36-5232-2178888	Infectious Diseases (Internal Medicine)	0	0.00	30,251	0.50	6,862	0	37,113	0	37,113
36-5232-2182888	Infectious Diseases (Internal Medicine)	0	0.00	11,287	0.15	2,559	0	13,846	0	13,846
36-5232-2189001	Infectious Diseases	0	0.00	24,003	0.20	5,444	0	29,447	0	29,447
36-5232-2194001	Infectious Diseases (Internal Medicine)	7,057	0.05	0	0.00	1,601	0	8,658	0	8,658
36-5232-3003332	Ryan White Part B - Rebate Income	77,199	1.12	379,087	6.55	103,499	0	559,785	0	559,785
36-5232-3016003	NEBRASKA ANTIMICROBIAL STEWARDSH	16,792	0.20	80,000	1.00	21,956	0	118,748	0	118,748
36-5232-3018001	Infectious Diseases (Internal Medicine)	65,781	1.16	175,775	2.00	54,793	0	296,349	0	296,349
36-5234-2272001	Int Med Oncology	0	0.00	2,930	0.03	665	0	3,595	0	3,595
36-5234-2341001	Oncology/Hematology (Internal Medicine)	0	0.00	29,490	0.37	6,689	0	36,179	0	36,179
36-5234-2347001	Oncology/Hematology (Internal Medicine)	0	0.00	47,736	0.90	10,829	0	58,565	0	58,565
36-5234-2371888	Oncology/Hematology (Internal Medicine)	1,491	0.02	0	0.00	338	0	1,829	0	1,829
36-5234-2372888	Oncology/Hematology (Internal Medicine)	0	0.00	8,669	0.10	1,967	0	10,636	0	10,636
36-5234-2374888	Oncology/Hematology (Internal Medicine)	1,733	0.02	0	0.00	394	0	2,127	0	2,127
36-5234-2376888	Oncology/Hematology (Internal Medicine)	12,016	0.24	58,929	0.80	16,093	0	87,038	0	87,038
36-5234-2389888	Oncology/Hematology (Internal Medicine)	5,191	0.06	13,948	0.20	4,341	0	23,480	0	23,480
36-5234-2394001	Oncology/Hematology (Internal Medicine)	0	0.00	2,586	0.05	588	0	3,174	0	3,174
36-5234-2399888	Oncology/Hematology (Internal Medicine)	0	0.00	58,227	0.85	13,207	0	71,434	0	71,434
36-5234-2401888	Oncology/Hematology (Internal Medicine)	0	0.00	7,705	0.11	1,749	0	9,454	0	9,454
36-5234-2403888	Oncology/Hematology (Internal Medicine)	4,011	0.04	25,642	0.30	6,727	0	36,380	0	36,380
36-5234-2405888	Oncology/Hematology (Internal Medicine)	29,876	0.36	67,057	1.44	21,987	0	118,920	0	118,920
36-5234-2406888	Oncology/Hematology (Internal Medicine)	13,913	0.28	66,138	0.99	18,159	0	98,210	0	98,210
36-5234-2409001	Oncology/Hematology (Internal Medicine)	5,030	0.10	0	0.00	1,140	0	6,170	0	6,170
36-5234-2411888	Oncology/Hematology (Internal Medicine)	1,694	0.03	0	0.00	384	0	2,078	0	2,078
36-5234-2415888	Oncology/Hematology (Internal Medicine)	0	0.00	29,260	0.55	6,637	0	35,897	0	35,897
36-5234-2416888	Oncology/Hematology (Internal Medicine)	6,000	0.13	19,800	0.30	5,852	0	31,652	0	31,652
36-5234-2422001	Oncology/Hematology (Internal Medicine)	0	0.00	28,128	0.50	6,380	0	34,508	0	34,508
36-5234-2423001	Oncology/Hematology (Internal Medicine)	44,289	0.87	21,799	0.35	14,990	0	81,078	0	81,078
36-5234-2424001	Oncology/Hematology (Internal Medicine)	3,600	0.07	32,010	0.56	8,078	0	43,688	0	43,688
36-5234-2426001	Oncology/Hematology (Internal Medicine)	8,316	0.17	7,800	0.20	3,657	0	19,773	0	19,773
36-5235-2001888	Clinical Trials Office	12,000	0.21	7,758	0.15	4,483	0	24,241	0	24,241
36-5235-2008888	Clinical Trials Office	0	0.00	19,513	0.25	4,427	0	23,940	0	23,940
36-5235-2009888	Clinical Trials Office	983	0.01	32,473	0.55	7,588	0	41,044	0	41,044
36-5235-2013888	Clinical Trials Office	5,439	0.11	14,010	0.30	4,412	0	23,861	0	23,861
36-5235-2016888	Clinical Trials Office	0	0.00	6,885	0.10	1,562	0	8,447	0	8,447
36-5235-2017001	Clinical Trials Office	0	0.00	10,328	0.15	2,343	0	12,671	0	12,671
36-5235-2018888	Clinical Trials Office	0	0.00	25,604	0.30	5,809	0	31,413	0	31,413
36-5235-2186888	Clinical Trials Office	0	0.00	17,645	0.21	4,003	0	21,648	0	21,648
36-5237-2158014	CFF Center Adult Program	19,230	0.16	4,738	0.10	5,437	0	29,405	0	29,405
36-5237-2250888	Pulmonary (Internal Medicine)	3,738	0.03	12,530	0.25	3,689	0	19,957	0	19,957
36-5237-2258001	Pulmonary (Internal Medicine)	3,738	0.03	17,542	0.35	4,828	0	26,108	0	26,108
36-5237-2270888	Pulmonary (Internal Medicine)	1,246	0.01	0	0.00	283	0	1,529	0	1,529
36-5237-2271002	RofLumilast orAzithromycin to prevent CO	12,583	0.07	0	0.00	2,855	0	15,438	0	15,438
36-5237-2275888	Pulmonary (Internal Medicine)	3,053	0.03	0	0.00	693	0	3,746	0	3,746

COST OBJECT LISTING BY SUB PROGRAM
2020-2021GENERAL OPERATING BUDGET
UNIVERSITY OF NEBRASKA MEDICAL CENTER

SUBPROGRAM #/NAME: 52 College of Medicine

UNMC-Trust-Grant/Cont/Loan/End-738 Trust/Restricted

COST OBJECT		FACULTY Dollar	FACULTY FTE	NON FACULTY Dollar	NON FACULTY FTE	EMPLOYEE BENEFITS	PERSONAL SERVICE CREDITS	TOTAL PERSONAL SERVICES	TOTAL OPERATING EXPENSES	TOTAL
36-5241-2036888	A 5-Year Prospective Observational Regis	0	0.00	3,540	0.06	803	0	4,343	0	4,343
36-5241-2053003	Investigations in Gout; Hyperuricemia; a	9,350	0.08	7,965	0.15	3,926	0	21,241	0	21,241
36-5241-2054001	Rheumatology (Internal Medicine)	57,618	0.23	45,667	1.02	23,428	0	126,713	0	126,713
36-5241-2056001	Rheumatology (Internal Medicine)	39,437	0.87	0	0.00	8,945	0	48,382	0	48,382
36-5241-2058001	Rheumatology (Internal Medicine)	9,858	0.09	30,528	0.57	9,161	0	49,547	0	49,547
36-5241-2063001	Rheumatology (Internal Medicine)	0	0.00	22,589	0.49	5,125	0	27,714	0	27,714
36-5250-2030001	Neurological Sciences (Internal Medicine	4,300	0.06	0	0.00	975	0	5,275	0	5,275
36-5250-2044001	Long-term; prospective; multinational; p	4,000	0.05	0	0.00	907	0	4,907	0	4,907
36-5250-2057001	Neurological Sciences (Internal Medicine	5,920	0.06	40,612	0.50	10,555	0	57,087	0	57,087
36-5250-2058001	Neurological Sciences (Internal Medicine	0	0.00	2,437	0.03	552	0	2,989	0	2,989
36-5250-2065002	Neurological Sciences (Internal Medicine	0	0.00	2,538	0.05	576	0	3,114	0	3,114
36-5250-2066001	Neurological Sciences (Internal Medicine	2,550	0.03	0	0.00	579	0	3,129	0	3,129
36-5250-2068001	Neurological Sciences (Internal Medicine	6,625	0.13	0	0.00	1,503	0	8,128	0	8,128
36-5250-2072888	Neurological Sciences (Internal Medicine	5,920	0.06	4,061	0.05	2,263	0	12,244	0	12,244
36-5250-2085001	Neurological Sciences (Internal Medicine	1,824	0.01	0	0.00	413	0	2,237	0	2,237
36-5250-2089001	Neurological Sciences (Internal Medicine	0	0.00	48,222	0.95	10,939	0	59,161	0	59,161
36-5250-2091003	Modeling Multidimensional Risk in Real-W	71,627	1.05	52,759	1.50	28,214	0	152,600	0	152,600
36-5250-2092001	Neurological Sciences (Internal Medicine	4,955	0.02	0	0.00	1,124	0	6,079	0	6,079
36-5250-2094001	Neurological Sciences (Internal Medicine	34,096	0.00	0	0.00	7,735	0	41,831	0	41,831
36-5250-2095888	Neurological Sciences (Internal Medicine	13,300	0.16	0	0.00	3,017	0	16,317	0	16,317
36-5250-2096002	Promoting Organization and Integration o	21,675	0.43	0	0.00	4,916	0	26,591	0	26,591
36-5250-2098888	Neurological Sciences (Internal Medicine	11,839	0.11	45,080	0.85	12,911	0	69,830	0	69,830
36-5250-2101888	Neurological Sciences (Internal Medicine	3,100	0.04	0	0.00	703	0	3,803	0	3,803
36-5250-2103888	Neurological Sciences (Internal Medicine	26,045	0.24	0	0.00	5,908	0	31,953	0	31,953
36-5250-2104001	Neurological Sciences (Internal Medicine	0	0.00	10,185	0.25	2,310	0	12,495	0	12,495
36-5250-2108001	Neurological Sciences (Internal Medicine	0	0.00	16,245	0.20	3,685	0	19,930	0	19,930
36-5250-2109001	Neurological Sciences (Internal Medicine	0	0.00	29,807	0.60	6,761	0	36,568	0	36,568
36-5250-2111001	Neurological Sciences (Internal Medicine	25,212	0.46	0	0.00	5,718	0	30,930	0	30,930
36-5250-2115001	Neurological Sciences (Internal Medicine	9,878	0.00	0	0.00	2,241	0	12,119	0	12,119
36-5250-2116001	New Genetic Forms of Non-Syndromic Deafn	11,365	0.00	0	0.00	2,578	0	13,943	0	13,943
36-5250-2117001	Mechanisms of dopamine medicated increas	8,194	0.03	23,962	0.45	7,294	0	39,450	0	39,450
36-5250-2118001	Parkin as a Protective Strategy Against	6,963	0.09	14,380	0.25	4,841	0	26,184	0	26,184
36-5260-2018003	Novel Mechanisms of Cervical Cancer Deve	10,095	0.06	0	0.00	2,291	0	12,386	0	12,386
36-5260-2019002	The Hippo/YAP Signaling Pathway in Ovari	14,776	0.10	0	0.00	3,352	0	18,128	0	18,128
36-5260-2020003	Role of Glycosylation in FSH Signaling i	83,005	1.26	1,905	0.03	19,260	0	104,170	0	104,170
36-5264-2015001	OB/GYN	13,003	0.14	27,030	0.65	9,080	0	49,113	0	49,113
36-5269-2000001	OB/GYN	0	0.00	38,000	1.00	8,620	0	46,620	0	46,620
36-5270-2140001	Opthamology	0	0.00	10,455	0.20	2,371	0	12,826	0	12,826
36-5270-2157888	Opthamology	2,700	0.06	10,455	0.20	2,984	0	16,139	0	16,139
36-5280-2106001	Orthopaedic Surgery	8,986	0.06	5,612	0.10	3,311	0	17,909	0	17,909
36-5280-2108003	Orthopaedic Surgery	1,901	0.05	10,599	0.14	2,837	0	15,337	0	15,337
36-5280-2110001	Work Order: Characterization of the Doub	4,533	0.03	0	0.00	1,028	0	5,561	0	5,561
36-5280-2111001	Comparative Effectiveness of Pulmonary E	0	0.00	26,667	0.32	6,049	0	32,716	0	32,716
36-5290-2021001	Otolaryngology	1,288	0.01	0	0.00	292	0	1,580	0	1,580
37-5201-4002001	Anesthesiology	905,888	20.90	0	0.00	205,484	0	1,111,372	0	1,111,372
37-5210-1001107	FOUNDATION FUND	40,600	0.72	0	0.00	9,209	0	49,809	0	49,809
37-5210-9110001	Family Practice Prof Svs Fees	68,080	0.64	0	0.00	15,443	0	83,523	0	83,523
37-5220-1003002	Bmt-Operating	22,000	0.44	0	0.00	4,990	0	26,990	0	26,990
37-5220-9010001	Primary Care Enhancement Pro-Fee I.M.	36,671	0.92	18,000	0.36	12,401	0	67,072	0	67,072
37-5220-9310001	Div of DEM Prof Svs Fees	7,053	0.07	0	0.00	1,600	0	8,653	0	8,653
37-5220-9610001	Div Of C G Prof Svs Fees	0	0.00	38,760	1.00	8,792	0	47,552	0	47,552

COST OBJECT LISTING BY SUB PROGRAM
2020-2021GENERAL OPERATING BUDGET
UNIVERSITY OF NEBRASKA MEDICAL CENTER

SUBPROGRAM #/NAME: 52 College of Medicine

UNMC-Trust-Grant/Cont/Loan/End-738 Trust/Restricted

COST OBJECT		FACULTY Dollar	FACULTY FTE	NON FACULTY Dollar	NON FACULTY FTE	EMPLOYEE BENEFITS	PERSONAL SERVICE CREDITS	TOTAL PERSONAL SERVICES	TOTAL OPERATING EXPENSES	TOTAL
37-5220-9710001	Div Of Id Pro Svs Fees	0	0.00	18,193	0.23	4,127	0	22,320	0	22,320
37-5220-9910001	Div Of Pm Prof Svs Fees	45,000	1.00	0	0.00	10,207	0	55,207	0	55,207
37-5224-1007001	Internal Med	52,000	0.24	0	0.00	11,795	0	63,795	0	63,795
37-5224-2015001	Cardiology	0	0.00	47,679	1.00	10,815	0	58,494	0	58,494
37-5224-2020001	Int Med - Cardiovascular Medicine	64,002	0.70	0	0.00	14,517	0	78,519	0	78,519
37-5224-2023001	IM-Cardiology	150,894	1.90	0	0.00	34,228	0	185,122	0	185,122
37-5226-2003001	Bly Memorial Research Fund	17,906	0.17	24,762	0.55	9,679	0	52,347	0	52,347
37-5226-2004001	DEM Section Research	0	0.00	5,000	0.00	1,134	0	6,134	0	6,134
37-5226-2006001	UN Foundation	25,453	0.36	0	0.00	5,774	0	31,227	0	31,227
37-5226-2009001	Internal Medicine - DEM	2,000	0.05	0	0.00	454	0	2,454	0	2,454
37-5226-4001001	Desouza Educ / Research	5,000	0.10	0	0.00	1,134	0	6,134	0	6,134
37-5228-1005001	Geriatrics	3,600	0.07	719	0.01	980	0	5,299	0	5,299
37-5228-3004001	IM-Geriatrics	0	0.00	5,988	0.15	1,358	0	7,346	0	7,346
37-5228-4001001	Geriatrics	13,838	0.17	0	0.00	3,139	0	16,977	0	16,977
37-5228-4002001	Internal Medicine	0	0.00	67,000	1.00	15,198	0	82,198	0	82,198
37-5228-4003001	Internal Medicine	72,594	0.63	0	0.00	16,467	0	89,061	0	89,061
37-5229-2005001	Clinical Research Development Fund	7,935	0.11	1,620	0.03	2,168	0	11,723	0	11,723
37-5229-3001001	Int Med/Sorrell	45,100	0.65	0	0.00	10,230	0	55,330	0	55,330
37-5229-4008001	IM-Gastroenterology	45,000	1.00	38,480	1.00	18,936	0	102,416	0	102,416
37-5232-1008001	IDEAS DEVELOPMENT FUND	0	0.00	5,046	0.10	1,144	0	6,190	0	6,190
37-5234-2021001	Lyphoma Salaries	20,000	0.01	54,003	0.90	16,785	0	90,788	0	90,788
37-5234-2032001	Hematologic Malignancy Research Fund	23,999	0.41	173,053	3.73	44,698	0	241,750	0	241,750
37-5234-2037001	Oncology/Hematology	50,000	1.00	0	0.00	11,342	0	61,342	0	61,342
37-5234-2041001	IM-Oncology/Hematology	10,000	0.18	0	0.00	2,268	0	12,268	0	12,268
37-5234-2049001	IM-Oncology/Hematology	0	0.00	41,100	1.00	9,322	0	50,422	0	50,422
37-5236-2000002	Allergy Excellence Fund	0	0.00	30,000	0.50	6,805	0	36,805	0	36,805
37-5236-4000001	Allergy	0	0.00	60,750	1.00	13,781	0	74,531	0	74,531
37-5237-2013001	Rennard Research	59,538	0.93	0	0.00	13,505	0	73,043	0	73,043
37-5237-2018001	Murphy Pulmonary Rsch	0	0.00	62,273	0.73	14,126	0	76,399	0	76,399
37-5237-4002001	Pulmonary	0	0.00	37,500	0.75	8,508	0	46,008	0	46,008
37-5240-9110001	Neph Dev-GENERAL	27,619	0.29	0	0.00	6,265	0	33,884	0	33,884
37-5241-2004001	Rheumatology	0	0.00	274,323	4.72	62,225	0	336,548	0	336,548
37-5241-2013001	York Arthritis Rsch	0	0.00	2,436	0.03	551	0	2,987	0	2,987
37-5250-2004002	Wilson Rsch Dev	25,902	0.48	345,083	9.20	84,150	0	455,135	0	455,135
37-5250-2008001	Neuro Sciences	0	0.00	5,250	0.10	1,191	0	6,441	0	6,441
37-5250-9110001	Main Profess Account	0	0.00	11,923	0.00	2,705	0	14,628	0	14,628
37-5261-2001001	Leland & Dorothy Olson Ctr Women's Hlth	0	0.00	28,000	0.50	6,351	0	34,351	0	34,351
37-5261-2001002	Post Doctoral - Research Training	65,000	1.00	0	0.00	14,744	0	79,744	0	79,744
37-5261-2001003	Medical Interpretation Project	61,200	0.60	19,278	0.50	18,254	0	98,732	0	98,732
37-5261-2001007	Bridge-Role of Estrogen	7,473	0.10	0	0.00	1,694	0	9,167	0	9,167
37-5261-2001011	Olson Center/Womens Health Res Ctr	0	0.00	139,694	2.70	31,687	0	171,381	0	171,381
37-5261-2001012	Olson Center/Research Center-Davis	31,339	0.15	25,755	0.50	12,952	0	70,046	0	70,046
37-5261-2001014	Teen Health Program (Primary Care)	10,229	0.07	0	0.00	2,320	0	12,549	0	12,549
37-5261-2001015	Breast Cancer (Primary Care)	0	0.00	70,000	1.00	15,878	0	85,878	0	85,878
37-5261-2001016	Bone Density Clinic	0	0.00	72,000	1.00	16,332	0	88,332	0	88,332
37-5270-2014001	Ophthalmology	0	0.00	15,682	0.30	3,557	0	19,239	0	19,239
37-5270-2015001	Ophthalmology	61,459	0.70	75,648	1.60	31,099	0	168,206	0	168,206
37-5270-3004001	Ophthalmology	33,000	0.55	0	0.00	7,485	0	40,485	0	40,485
37-5270-9110001	Ophthalmology	98,180	1.99	0	0.00	22,270	0	120,450	0	120,450
37-5270-9110002	CSP Dept Tax	0	0.00	2,408	0.05	546	0	2,954	0	2,954
37-5270-9110998	COSTSHARE/ 36-5310-2015-002	520	0.01	0	0.00	118	0	638	0	638

COST OBJECT LISTING BY SUB PROGRAM
2020-2021GENERAL OPERATING BUDGET
UNIVERSITY OF NEBRASKA MEDICAL CENTER

SUBPROGRAM #/NAME: 52 College of Medicine

UNMC-Trust-Grant/Cont/Loan/End-738 Trust/Restricted

COST OBJECT		FACULTY Dollar	FACULTY FTE	NON FACULTY Dollar	NON FACULTY FTE	EMPLOYEE BENEFITS	PERSONAL SERVICE CREDITS	TOTAL PERSONAL SERVICES	TOTAL OPERATING EXPENSES	TOTAL
37-5280-2008001	Simulator Maintenance & Refurbishing Fun	0	0.00	64,000	1.00	14,517	0	78,517	0	78,517
37-5280-2010001	Hixson Sub-Fund Orthopaedic Research	214,392	1.54	180,509	3.31	89,576	0	484,477	0	484,477
37-5280-2014001	Orthopaedic Surgery	0	0.00	17,531	0.08	3,977	0	21,508	0	21,508
37-5280-2015001	Orthopaedic Surgery & Rehabilitation	54,315	0.59	0	0.00	12,319	0	66,634	0	66,634
37-5280-3002001	Orthopaedic Surgery	354,358	3.95	172,204	2.30	119,441	0	646,003	0	646,003
37-5280-9210001	Orthopaedic Surgery	0	0.00	17,570	0.50	3,985	0	21,555	0	21,555
37-5290-9610001	Otolaryngology	45,000	1.00	0	0.00	10,207	0	55,207	0	55,207
	TOTAL	**4,066,454**	**61.61**	**5,394,727**	**96.30**	**2,146,098**	**0**	**11,607,279**	**0**	**11,607,279**

UNMC-Auxiliary-739 Auxiliaries & Services/Restricted

COST OBJECT		FACULTY Dollar	FACULTY FTE	NON FACULTY Dollar	NON FACULTY FTE	EMPLOYEE BENEFITS	PERSONAL SERVICE CREDITS	TOTAL PERSONAL SERVICES	TOTAL OPERATING EXPENSES	TOTAL
33-5220-0302	Engage Wellness Prg	0	0.00	151,059	3.65	41,969	0	193,028	0	193,028
33-5225-0001	CTO Heart & Vascular	0	0.00	336,772	5.95	93,566	0	430,338	0	430,338
33-5235-0001	Clinical Trail Ofc FPBCC	0	0.00	281,875	5.60	78,314	0	360,189	0	360,189
33-5250-1000	CAMRI Core	5,769	0.04	69,360	1.00	20,872	0	96,001	0	96,001
	TOTAL	**5,769**	**0.04**	**839,066**	**16.20**	**234,721**	**0**	**1,079,556**	**0**	**1,079,556**
	SUB PROGRAM TOTAL	**16,224,874**	**202**	**14,154,195**	**248**	**7,143,232**	**0**	**37,522,301**	**0**	**37,522,301**

SUBPROGRAM #/NAME: 53 College of Medicine

UNMC-State General Fund-731 State & University Generated/Unrestricted

COST OBJECT		FACULTY Dollar	FACULTY FTE	NON FACULTY Dollar	NON FACULTY FTE	EMPLOYEE BENEFITS	PERSONAL SERVICE CREDITS	TOTAL PERSONAL SERVICES	TOTAL OPERATING EXPENSES	TOTAL
31-5301-0001	Pathology/Microbiology	1,103,967	10.26	1,018,875	16.06	559,760	0	2,682,602	0	2,682,602
31-5310-0000	Pediatrics-Pediatrics Administration	2,645,028	43.79	31,500	0.00	629,745	0	3,306,273	0	3,306,273
31-5310-3045	COSTSHARING/ 36-5322-2001-001	3,528	0.02	0	0.00	1,016	0	4,544	0	4,544
31-5310-3092	COSTSHARING/ 36-5318-2012-001	8,597	0.03	0	0.00	0	0	8,597	0	8,597
31-5310-3106	COSTSHARING/ 36-0115-1005-006	9,229	0.22	0	0.00	2,658	0	11,887	0	11,887
31-5310-3107	COSTSHARING/ 36-5322-1001-001	48,522	0.04	0	0.00	0	0	48,522	0	48,522
31-5310-3194	COSTSHARING/ 36-0115-1005-007	3,719	0.09	0	0.00	1,072	0	4,791	0	4,791
31-5315-0001	Perinatal Qual Impro	1,059	0.01	77,934	0.75	22,751	0	101,744	0	101,744
31-5316-6005	CF Newb Screen Agrmt	0	0.00	1,457	0.02	419	0	1,876	0	1,876
31-5321-0001	Metabolic Formula	90,624	1.04	0	0.00	26,101	0	116,725	0	116,725
31-5330-0001	Psychiatry Instruction	1,214,563	16.47	746,955	9.22	427,289	0	2,388,807	0	2,388,807
31-5330-0110	Behavioral Hlth Education Ctr Residency	0	0.00	513,390	5.95	17,982	0	531,372	100,130	631,502
31-5330-0120	BHECN Telehealth	0	0.00	0	0.00	0	0	0	50,000	50,000
31-5330-0130	BHECN Interprof Edu	0	0.00	0	0.00	0	0	0	88,054	88,054
31-5330-0140	BHECN Residencies	0	0.00	26,300	0.25	0	0	26,300	209,815	236,115
31-5330-0150	BHECN Workforce Analysis	0	0.00	82,000	1.00	23,616	0	105,616	56,848	162,464
31-5330-0170	BHECN Administration	96,869	1.19	229,400	2.97	193,857	0	520,126	92,145	612,271
31-5330-0190	LB242 BhvHlth-Corrections	33,023	0.18	89,968	0.49	10,862	0	133,853	264,747	398,600
31-5330-0200	LB901 PSYCH INTERNS	0	0.00	251,500	0.00	0	0	251,500	22,500	274,000
31-5340-0001	Radiation Oncology - Instruction	53,429	0.49	10,000	0.00	18,267	0	81,696	0	81,696
31-5350-0001	Radiology Instruction	606,496	4.26	180,714	2.77	165,569	0	952,779	0	952,779
31-5350-3001	COSTSHARING/ 34-2005-2131-001	43,882	0.01	0	0.00	0	0	43,882	0	43,882
31-5360-0001	Surgery Instruction	1,426,102	15.97	1,303,878	17.16	688,257	0	3,418,237	0	3,418,237
31-5370-0001	Emergency Medicine	912,574	9.26	63,452	0.84	186,531	0	1,162,557	0	1,162,557
31-5385-0001	Neurosurgery	20,004	0.37	82,245	1.78	29,447	0	131,696	0	131,696

COST OBJECT LISTING BY SUB PROGRAM
2020-2021GENERAL OPERATING BUDGET
UNIVERSITY OF NEBRASKA MEDICAL CENTER

SUBPROGRAM #/NAME: 53 College of Medicine

UNMC-State General Fund-731 State & University Generated/Unrestricted

COST OBJECT		FACULTY Dollar	FACULTY FTE	NON FACULTY Dollar	NON FACULTY FTE	EMPLOYEE BENEFITS	PERSONAL SERVICE CREDITS	TOTAL PERSONAL SERVICES	TOTAL OPERATING EXPENSES	TOTAL
31-5390-0001	Physical Med & Rehab	30,838	0.66	0	0.00	8,881	0	39,719	0	39,719
31-5395-0001	Dermatology	9,620	0.21	0	0.00	2,771	0	12,391	0	12,391
	TOTAL	**8,361,673**	**104.58**	**4,709,568**	**59.26**	**3,016,851**	**0**	**16,088,092**	**884,239**	**16,972,331**

UNMC-Federal Letter of Credit-736 Federal/Restricted

COST OBJECT		FACULTY Dollar	FACULTY FTE	NON FACULTY Dollar	NON FACULTY FTE	EMPLOYEE BENEFITS	PERSONAL SERVICE CREDITS	TOTAL PERSONAL SERVICES	TOTAL OPERATING EXPENSES	TOTAL
34-5301-2072001	Pathology/Microbiology	52,705	0.47	47,679	1.00	21,566	0	121,950	0	121,950
34-5301-2075001	Pathology/Microbiology	110,705	1.15	86,489	1.69	42,363	0	239,557	0	239,557
34-5301-2081001	Polarized Chlamydial Cell Division in th	63,238	0.52	47,679	1.00	23,828	0	134,745	0	134,745
34-5301-2082001	Role of Arginine Catabolic Pathways in M	82,323	0.90	47,679	1.00	29,699	0	159,701	0	159,701
34-5301-2083001	Pathology/Microbiology	51,405	0.40	87,394	2.00	29,818	0	168,617	0	168,617
34-5301-2084001	Pathology/Microbiology	9,776	0.06	0	0.00	2,100	0	11,876	0	11,876
34-5301-2085101	Targeting CXCR2 axis in Pancreatic Cance	24,064	0.16	59,599	1.25	17,973	0	101,636	0	101,636
34-5301-2086001	Pathology/Microbiology	48,332	0.34	20,702	0.50	13,005	0	82,039	0	82,039
34-5301-2087001	Pathology/Microbiology	35,578	0.36	0	0.00	7,643	0	43,221	0	43,221
34-5301-2088001	Pathology/Microbiology	5,293	0.05	0	0.00	1,137	0	6,430	0	6,430
34-5301-2089001	Pathology/Microbiology	27,516	0.16	94,115	1.75	26,131	0	147,762	0	147,762
34-5301-2090001	Pathology/Microbiology	52,448	0.76	0	0.00	11,267	0	63,715	0	63,715
34-5301-2092007	Pathology/Microbiology	35,538	0.25	116,059	2.50	31,224	0	182,821	0	182,821
34-5301-2093001	Pathology/Microbiology	26,518	0.22	67,292	1.50	20,154	0	113,964	0	113,964
34-5301-2094001	Pathology/Microbiology	35,538	0.25	23,840	0.50	11,413	0	70,791	0	70,791
34-5301-2095111	Staphylococcal Biofilm Bio Core B	0	0.00	73,284	1.20	15,743	0	89,027	0	89,027
34-5301-2095211	Staphylococcal Biofilm Admin Core C	19,730	0.11	42,750	0.95	13,422	0	75,902	0	75,902
34-5301-2095311	Staphylococcal Biofilm Project 1	49,325	0.28	74,121	1.50	26,520	0	149,966	0	149,966
34-5301-2095411	Staphylococcal Biofilm Project 2	92,687	0.93	14,203	0.38	22,963	0	129,853	0	129,853
34-5301-2095511	Staphylococcal Biofilm Project 3 U of CO	9,865	0.05	7,948	0.17	3,827	0	21,640	0	21,640
34-5301-2095611	Staphylococcal Biofilm Project 4	74,919	0.44	114,731	1.83	38,671	0	228,321	0	228,321
34-5301-2095711	Staphylococcal Biofilm Bio Core A	26,102	0.34	55,107	0.92	17,446	0	98,655	0	98,655
34-5301-2096003	Pathology/Microbiology	21,169	0.22	61,664	1.00	17,795	0	100,628	0	100,628
34-5301-2097001	Pathology/Microbiology	72,412	0.84	0	0.00	15,556	0	87,968	0	87,968
34-5301-2097201	Regulatory role of tandem tryptophan con	18,929	0.15	47,679	1.00	14,310	0	80,918	0	80,918
34-5301-2098001	Pathology/Microbiology	55,770	0.33	71,602	2.00	27,363	0	154,735	0	154,735
34-5311-3012005	Partnership for Urban MCH Leadership Com	33,150	0.25	151,977	2.40	39,770	0	224,897	0	224,897
34-5319-2012001	Pediatrics	64,632	1.27	187,785	2.85	54,226	0	306,643	0	306,643
34-5319-2013001	Pediatrics	0	0.00	12,941	0.06	2,780	0	15,721	0	15,721
34-5321-2003010	Sterol and Isprenoid Diseases Consortiu	63,525	0.36	15,132	0.25	16,898	0	95,555	0	95,555
34-5330-1002001	Psychiatry	0	0.00	37,288	0.50	8,011	0	45,299	0	45,299
34-5330-3000002	BHECN Mental Health Technology Transfer	117,287	1.40	127,019	2.23	52,484	0	296,790	0	296,790
34-5330-3000102	BHECN Mental Health Technology Transfer	146,626	1.90	20,401	0.45	35,882	0	202,909	0	202,909
34-5330-3001002	Behavioral Health Education Center Menta	9,303	0.05	28,980	0.31	8,224	0	46,507	0	46,507
34-5350-2012010	Project 3: Molecular Imaging	52,552	0.65	14,256	0.34	14,353	0	81,161	0	81,161
34-5350-2027019	CHAIN - Biophysical Core - Sub	25,512	0.24	0	0.00	5,482	0	30,994	0	30,994
34-5350-2028002	Nebraska Center for Nanomed - Core 2	51,059	0.69	20,275	0.49	15,324	0	86,658	0	86,658
34-5350-2028003	Nebraska Center for Nanomed - Core 2	40,737	0.52	0	0.00	8,751	0	49,488	0	49,488
34-5360-2066005	Optimal Stent Selection for the Femoropo	57,696	1.08	0	0.00	12,395	0	70,091	0	70,091
34-5360-2067001	Surgery	97,406	1.00	60,840	1.50	33,995	0	192,241	0	192,241
34-5360-2069001	Surgery	52,300	1.00	32,396	0.75	18,195	0	102,891	0	102,891
34-5360-2076001	Surgery	40,330	0.53	48,633	1.00	19,112	0	108,075	0	108,075
34-5360-2077003	Uncovering pathogenic anti-bacterial def	63,281	0.28	109,118	2.59	37,036	0	209,435	0	209,435

COST OBJECT LISTING BY SUB PROGRAM
2020-2021GENERAL OPERATING BUDGET
UNIVERSITY OF NEBRASKA MEDICAL CENTER

SUBPROGRAM #/NAME: 53 College of Medicine

UNMC-Federal Letter of Credit-736 Federal/Restricted

COST OBJECT		FACULTY Dollar	FACULTY FTE	NON FACULTY Dollar	NON FACULTY FTE	EMPLOYEE BENEFITS	PERSONAL SERVICE CREDITS	TOTAL PERSONAL SERVICES	TOTAL OPERATING EXPENSES	TOTAL
34-5360-2078001	Surgery	46,375	0.36	96,168	1.29	30,624	0	173,167	0	173,167
34-5360-2079001	Surgery	24,563	0.33	48,633	1.00	15,724	0	88,920	0	88,920
34-5360-2080001	Surgery	46,546	0.43	107,897	2.05	33,180	0	187,623	0	187,623
34-5360-2081001	Surgery	90,564	0.76	38,952	0.70	27,824	0	157,340	0	157,340
34-5370-2002001	Emergency Medicine	120,746	1.55	0	0.00	25,941	0	146,687	0	146,687
34-5370-2003001	Emergency Medicine	83,859	0.91	87,679	2.00	36,852	0	208,390	0	208,390
	TOTAL	**2,429,934**	**25.29**	**2,507,986**	**48.38**	**1,056,000**	**0**	**5,993,920**	**0**	**5,993,920**

UNMC-Federal Advance-737 Federal/Restricted

COST OBJECT		FACULTY Dollar	FACULTY FTE	NON FACULTY Dollar	NON FACULTY FTE	EMPLOYEE BENEFITS	PERSONAL SERVICE CREDITS	TOTAL PERSONAL SERVICES	TOTAL OPERATING EXPENSES	TOTAL
35-5301-2019001	Pathology/Microbiology	8,161	0.07	0	0.00	1,753	0	9,914	0	9,914
35-5301-2020001	Pathology/Microbiology	8,161	0.07	0	0.00	1,753	0	9,914	0	9,914
35-5301-2023001	Pathology/Microbiology	54,563	0.72	0	0.00	11,723	0	66,286	0	66,286
35-5360-2013001	Surgery	0	0.00	40,381	0.68	8,676	0	49,057	0	49,057
35-5360-2014001	Surgery	44,844	0.00	88,182	2.00	28,578	0	161,604	0	161,604
35-5360-2015001	Surgery	65,725	0.71	0	0.00	14,121	0	79,846	0	79,846
	TOTAL	**181,454**	**1.57**	**128,563**	**2.68**	**66,604**	**0**	**376,621**	**0**	**376,621**

UNMC-Trust-Grant/Cont/Loan/End-738 Trust/Restricted

COST OBJECT		FACULTY Dollar	FACULTY FTE	NON FACULTY Dollar	NON FACULTY FTE	EMPLOYEE BENEFITS	PERSONAL SERVICE CREDITS	TOTAL PERSONAL SERVICES	TOTAL OPERATING EXPENSES	TOTAL
36-5301-2127017	Bioterrorism Laboratory Services Agreeme	35,241	0.27	323,740	5.67	81,427	0	440,408	0	440,408
36-5301-2357001	Clinical Effectiveness of Conventional V	3,740	0.05	0	0.00	848	0	4,588	0	4,588
36-5301-2374002	Molecular Pathogenesis and genetic etiol	41,465	0.41	61,664	1.00	23,392	0	126,521	0	126,521
36-5301-2376001	Pathology/Microbiology	1,786	0.01	0	0.00	406	0	2,192	0	2,192
36-5301-2379001	Pathology/Microbiology	137,402	0.76	57,600	0.80	44,232	0	239,234	0	239,234
36-5301-2380001	Pathology/Microbiology	43,138	0.24	0	0.00	9,784	0	52,922	0	52,922
36-5301-2381001	Pathology/Microbiology	61,216	0.74	25,560	0.48	19,683	0	106,459	0	106,459
36-5301-2384001	Pathology/Microbiology	3,135	0.03	0	0.00	711	0	3,846	0	3,846
36-5301-2386001	Pathology/Microbiology	2,029	0.01	4,559	0.05	1,495	0	8,083	0	8,083
36-5301-2387001	Pathology/Microbiology	44,000	0.24	56,500	1.00	22,798	0	123,298	0	123,298
36-5301-2389001	Pathology/Microbiology	4,229	0.03	0	0.00	959	0	5,188	0	5,188
36-5301-2392001	Pathology/Microbiology	39,951	0.50	0	0.00	9,062	0	49,013	0	49,013
36-5310-2018001	Pediatrics	31,000	0.68	0	0.00	7,032	0	38,032	0	38,032
36-5311-3021003	Georgetown: Strengthen the Evidence for	6,630	0.05	56,925	0.86	14,416	0	77,971	0	77,971
36-5311-3022003	AMCHP IM CoIIN SDOH	1,326	0.01	5,426	0.06	1,532	0	8,284	0	8,284
36-5311-3023002	AMCHP PRISM Project	0	0.00	4,759	0.05	1,080	0	5,839	0	5,839
36-5311-3024002	ACOG AIM Program Support	2,652	0.02	6,794	0.10	2,142	0	11,588	0	11,588
36-5311-3025001	Pediatrics	19,890	0.15	182,094	3.00	45,816	0	247,800	0	247,800
36-5311-3026002	FIMR - MPHI Subcontract - National Fetal	3,978	0.03	6,197	0.10	2,308	0	12,483	0	12,483
36-5311-3027002	Child Death Review CDR - MHPI Subcontrac	1,326	0.01	9,518	0.10	2,460	0	13,304	0	13,304
36-5313-3005024	Nebraska Regional Hemophilia Treatment C	0	0.00	8,460	0.15	1,919	0	10,379	0	10,379
36-5313-3006006	Nebrasks Regional Hemophilia Center-MCHB	1,923	0.04	5,716	0.11	1,733	0	9,372	0	9,372
36-5313-3007006	Heartland Sickle Cell Disease Network	12,200	0.10	9,135	0.14	4,839	0	26,174	0	26,174
36-5314-2015888	Pediatrics	2,607	0.06	0	0.00	592	0	3,199	0	3,199
36-5315-2007888	Pediatrics	5,111	0.05	0	0.00	1,159	0	6,270	0	6,270
36-5315-3001001	Pediatrics	0	0.00	25,851	0.25	5,864	0	31,715	0	31,715
36-5316-2039011	Therapeutics Development Center Award	1,896	0.02	31,156	0.39	7,498	0	40,550	0	40,550
36-5316-2039012	Therapeutics Development Center Award	19,730	0.30	7,860	0.12	6,259	0	33,849	0	33,849

COST OBJECT LISTING BY SUB PROGRAM
2020-2021GENERAL OPERATING BUDGET
UNIVERSITY OF NEBRASKA MEDICAL CENTER

SUBPROGRAM #/NAME: 53 College of Medicine

UNMC-Trust-Grant/Cont/Loan/End-738 Trust/Restricted

COST OBJECT		FACULTY Dollar	FACULTY FTE	NON FACULTY Dollar	NON FACULTY FTE	EMPLOYEE BENEFITS	PERSONAL SERVICE CREDITS	TOTAL PERSONAL SERVICES	TOTAL OPERATING EXPENSES	TOTAL
36-5316-2061006	Additional Research Coordinator Award	0	0.00	17,100	0.26	3,879	0	20,979	0	20,979
36-5316-2067001	Pediatrics	0	0.00	31,572	0.48	7,162	0	38,734	0	38,734
36-5318-2016001	Pediatrics	179	0.00	0	0.00	41	0	220	0	220
36-5318-2021888	Pediatrics	3,494	0.08	0	0.00	791	0	4,285	0	4,285
36-5318-2022888	Pediatrics	2,502	0.06	0	0.00	569	0	3,071	0	3,071
36-5318-2025001	Pediatrics	9,255	0.23	0	0.00	2,099	0	11,354	0	11,354
36-5318-2026001	Pediatrics	9,255	0.23	0	0.00	2,099	0	11,354	0	11,354
36-5319-2041001	Pediatrics	1,723	0.04	0	0.00	391	0	2,114	0	2,114
36-5319-2045001	Pediatrics	2,033	0.01	1,372	0.02	772	0	4,177	0	4,177
36-5321-2019001	Pediatrics	43,464	0.29	11,334	0.30	12,430	0	67,228	0	67,228
36-5321-2021888	Pediatrics	2,651	0.02	0	0.00	601	0	3,252	0	3,252
36-5327-2002001	Pediatrics Hospitalist	4,240	0.09	0	0.00	961	0	5,201	0	5,201
36-5330-1005001	Psychiatry	3,792	0.04	5,543	0.05	2,117	0	11,452	0	11,452
36-5330-1005002	Addiction Medicine Fellowship	80,122	1.72	44,674	0.80	28,308	0	153,104	0	153,104
36-5330-3006001	Psychiatry	2,233	0.01	3,510	0.08	1,303	0	7,046	0	7,046
36-5340-2033001	Radiation Oncology	0	0.00	6,667	0.10	1,513	0	8,180	0	8,180
36-5340-2035001	Radiation Oncology	0	0.00	32,672	0.35	7,411	0	40,083	0	40,083
36-5360-2183001	Surgery	0	0.00	36,462	0.50	8,271	0	44,733	0	44,733
36-5360-2219001	Surgery	20,192	0.21	27,177	0.55	10,743	0	58,112	0	58,112
36-5360-2223888	Surgery	0	0.00	46,440	1.00	10,534	0	56,974	0	56,974
36-5360-2230001	Surgery	2,993	0.01	81,075	1.50	19,069	0	103,137	0	103,137
36-5360-2237001	Surgery	9,044	0.10	2,716	0.05	2,668	0	14,428	0	14,428
36-5360-2239002	Gene Regulation as a Foundation for Auto	9,615	0.04	15,876	0.20	5,782	0	31,273	0	31,273
36-5360-2241001	Surgery	3,800	0.06	97,973	2.00	23,086	0	124,859	0	124,859
36-5360-2252001	Surgery	52,643	0.39	54,087	1.10	24,210	0	130,940	0	130,940
36-5360-2255001	Surgery	51,831	0.71	0	0.00	11,757	0	63,588	0	63,588
36-5360-3005001	Surgery	10,466	0.11	0	0.00	2,373	0	12,839	0	12,839
36-5370-2017001	Emergency Medicine	31,306	0.38	0	0.00	7,101	0	38,407	0	38,407
36-5370-2017101	PCRF - PCORnet 2.0/PCRnet Clinical Resea	7,653	0.09	0	0.00	1,736	0	9,389	0	9,389
36-5380-2000001	Physical Medicine & Rehabilitation	7,369	0.07	0	0.00	1,670	0	9,039	0	9,039
36-5395-2001001	Dermatology	0	0.00	4,002	0.10	907	0	4,909	0	4,909
37-5301-1004005	Program Development - Cook; Leah	0	0.00	49,017	0.90	11,119	0	60,136	0	60,136
37-5301-1004011	Unexpended - Bridge; Julia	11,799	0.10	0	0.00	2,676	0	14,475	0	14,475
37-5301-1004026	Program Development - Fu; Kai	18,198	0.30	0	0.00	4,129	0	22,327	0	22,327
37-5301-1004048	Unexpended - Open	0	0.00	23,839	0.50	5,407	0	29,246	0	29,246
37-5301-1004055	Bioterrorism Unexpended	0	0.00	7,001	0.15	1,588	0	8,589	0	8,589
37-5301-1004069	Unexpended - Greiner; Tim	0	0.00	25,552	0.70	5,797	0	31,349	0	31,349
37-5301-1004086	Program Development - Larson; Marilynn	0	0.00	37,363	1.00	8,475	0	45,838	0	45,838
37-5301-1004091	Program Development - Campbell; Scott	3,740	0.05	131,875	2.51	30,761	0	166,376	0	166,376
37-5301-1004092	Program Development - Fey; Paul	19,614	0.30	14,003	0.30	7,626	0	41,243	0	41,243
37-5301-2079001	Pathology/Microbiology	0	0.00	51,330	1.00	11,643	0	62,973	0	62,973
37-5301-3001001	State Lab	0	0.00	159,641	2.00	36,212	0	195,853	0	195,853
37-5301-9001001	Regional Pathology Services	38,602	0.32	2,010,869	42.45	464,881	0	2,514,352	0	2,514,352
37-5301-9001002	Molecular Diagnostics/Forensics	0	0.00	77,451	2.00	17,568	0	95,019	0	95,019
37-5301-9001004	RPS - Marketing	0	0.00	185,428	2.00	42,060	0	227,488	0	227,488
37-5301-9001005	RPS - Client Services	0	0.00	422,578	5.00	95,854	0	518,432	0	518,432
37-5301-9001006	RPS - Billing	0	0.00	453,463	10.00	102,859	0	556,322	0	556,322
37-5301-9110001	Pathology Prof Scs Fees	455,424	6.10	0	0.00	103,304	0	558,728	0	558,728
37-5305-2000001	Department Development	86,843	0.11	0	0.00	19,699	0	106,542	0	106,542
37-5305-2000032	Hu Development	2,909	0.00	0	0.00	660	0	3,569	0	3,569
37-5305-2000033	Huang Development	514	0.01	0	0.00	117	0	631	0	631

COST OBJECT LISTING BY SUB PROGRAM
2020-2021GENERAL OPERATING BUDGET
UNIVERSITY OF NEBRASKA MEDICAL CENTER

SUBPROGRAM #/NAME: 53 College of Medicine

UNMC-Trust-Grant/Cont/Loan/End-738 Trust/Restricted

COST OBJECT		FACULTY Dollar	FACULTY FTE	NON FACULTY Dollar	NON FACULTY FTE	EMPLOYEE BENEFITS	PERSONAL SERVICE CREDITS	TOTAL PERSONAL SERVICES	TOTAL OPERATING EXPENSES	TOTAL
37-5305-2013001	JNIP (Journal of Neuroimmune Pharmacolog	0	0.00	11,820	0.20	2,681	0	14,501	0	14,501
37-5310-1005001	Graduate Education Program	0	0.00	115,599	2.00	26,221	0	141,820	0	141,820
37-5310-4003001	Pediatrics Admin	5,259,561	92.26	12,160	0.04	1,195,787	0	6,467,508	0	6,467,508
37-5310-4003002	Institutional Affiliation - Haney	25,549	0.63	0	0.00	5,796	0	31,345	0	31,345
37-5310-4003030	Cardiology CSF	45,000	1.00	0	0.00	10,207	0	55,207	0	55,207
37-5310-4003110	General Peds - CSF	126,290	1.50	0	0.00	28,646	0	154,936	0	154,936
37-5310-4003130	Hospitalist - CSF	47,635	1.07	0	0.00	10,805	0	58,440	0	58,440
37-5310-4003160	Neonatology - CSF	45,000	1.00	0	0.00	10,207	0	55,207	0	55,207
37-5310-4003968	COSTSHARE/ 36-5315-3003-002	1,986	0.02	0	0.00	450	0	2,436	0	2,436
37-5310-4003974	COSTSHARE/ 36-5315-2011-001	9,350	0.09	0	0.00	2,121	0	11,471	0	11,471
37-5310-4004001	Pediatrics	29,569	0.20	0	0.00	6,707	0	36,276	0	36,276
37-5310-9110001	Pediatrics Prof Svs Fees	0	0.00	609,350	9.48	138,219	0	747,569	0	747,569
37-5311-3000002	PRAMS	0	0.00	15,474	0.25	3,509	0	18,983	0	18,983
37-5312-9110001	Gastroenterology	0	0.00	87,312	2.00	19,804	0	107,116	0	107,116
37-5313-9110001	Hematology-Oncology	0	0.00	44,369	1.00	10,063	0	54,432	0	54,432
37-5315-9110001	Newborn Medicine	0	0.00	10,997	0.25	2,495	0	13,492	0	13,492
37-5316-1003001	Pediatric Pulmonolgy Education	0	0.00	28,230	0.39	6,403	0	34,633	0	34,633
37-5316-2001001	Cyst Fib Research	0	0.00	46,793	0.67	10,614	0	57,407	0	57,407
37-5316-9110001	Pulmonology	0	0.00	110,196	1.00	24,996	0	135,192	0	135,192
37-5318-9110001	Cardiology	0	0.00	329,839	4.00	74,817	0	404,656	0	404,656
37-5319-2013001	Pediatrics	0	0.00	45,255	1.00	10,265	0	55,520	0	55,520
37-5319-9110001	Infectious Disease	0	0.00	10,997	0.25	2,495	0	13,492	0	13,492
37-5321-2001001	Rizzo Research	0	0.00	91,023	2.00	20,647	0	111,670	0	111,670
37-5321-2005001	Pediatrics	0	0.00	26,445	0.70	5,998	0	32,443	0	32,443
37-5322-1002002	Medical Student Curriculum	10,000	0.00	56,201	1.00	15,017	0	81,218	0	81,218
37-5323-9110001	Endocrinology	0	0.00	196,265	2.00	44,519	0	240,784	0	240,784
37-5327-2001001	Pediatrics	0	0.00	16,575	0.25	3,759	0	20,334	0	20,334
37-5330-1001001	Anna Stake Psy Fellowship	0	0.00	50,847	0.50	11,535	0	62,382	0	62,382
37-5330-9110001	Psychiatry-Administration	14,400	0.20	30,271	0.30	10,133	0	54,804	0	54,804
37-5330-9110005	Adult Psychiatry	27,284	0.11	4,600	0.10	7,231	0	39,115	0	39,115
37-5340-2004001	Radiation Oncology	37,444	0.45	20,000	0.50	13,030	0	70,474	0	70,474
37-5340-2005001	Radiation Oncology	0	0.00	16,802	0.18	3,810	0	20,612	0	20,612
37-5340-4001002	Chi Zhang Research Fund	0	0.00	47,679	1.00	10,815	0	58,494	0	58,494
37-5340-4004001	Radiation Oncology	82,200	0.97	0	0.00	18,646	0	100,846	0	100,846
37-5350-2008001	Business Office	60,000	1.01	0	0.00	13,610	0	73,610	0	73,610
37-5350-4002001	Business Office	114,546	1.49	0	0.00	25,983	0	140,529	0	140,529
37-5350-9110001	Radiology Prof Svs Fees- Walker	0	0.00	31,832	0.35	7,220	0	39,052	0	39,052
37-5350-9210001	Div Of Nm Prof Svs Fees/Walker	189,568	2.06	0	0.00	43,000	0	232,568	0	232,568
37-5350-9610001	Radiology	344,906	8.00	16,523	0.24	81,982	0	443,411	0	443,411
37-5350-9710001	Radiology	0	0.00	2,688	0.05	610	0	3,298	0	3,298
37-5360-2026998	COSTSHARE/ 34-5360-2067-001	58,404	1.00	51,598	0.95	24,951	0	134,953	0	134,953
37-5360-2042001	Goldstein/Cooper Research Fund	0	0.00	20,800	0.50	4,718	0	25,518	0	25,518
37-5360-2070001	NU Foundation	0	0.00	5,824	0.10	1,320	0	7,144	0	7,144
37-5360-2070003	WILMS TUMOR PROJECT	0	0.00	23,920	0.65	5,426	0	29,346	0	29,346
37-5360-2085001	CAST/General Surgery	1,632	0.02	0	0.00	371	0	2,003	0	2,003
37-5360-4000001	Surgery	45,300	1.00	17,628	0.26	14,273	0	77,201	0	77,201
37-5360-4000002	Duncan	130,889	1.00	0	0.00	29,690	0	160,579	0	160,579
37-5360-4000003	Hammel	85,517	1.00	0	0.00	19,398	0	104,915	0	104,915
37-5360-4007001	Surgery	65,204	1.45	0	0.00	14,790	0	79,994	0	79,994
37-5360-4010001	Surgery	45,000	1.00	0	0.00	10,207	0	55,207	0	55,207
37-5385-2032001	Neurosurgery	3,683	0.07	0	0.00	836	0	4,519	0	4,519

COST OBJECT LISTING BY SUB PROGRAM
2020-2021GENERAL OPERATING BUDGET
UNIVERSITY OF NEBRASKA MEDICAL CENTER

SUBPROGRAM #/NAME: 53 College of Medicine

UNMC-Trust-Grant/Cont/Loan/End-738 Trust/Restricted

COST OBJECT		FACULTY Dollar	FACULTY FTE	NON FACULTY Dollar	NON FACULTY FTE	EMPLOYEE BENEFITS	PERSONAL SERVICE CREDITS	TOTAL PERSONAL SERVICES	TOTAL OPERATING EXPENSES	TOTAL
37-5390-3001001	Physical Medicine&Rehabilitation	45,000	1.00	0	0.00	10,207	0	55,207	0	55,207
	TOTAL	**8,488,016**	**136.66**	**7,265,088**	**128.53**	**3,573,275**	**0**	**19,326,379**	**0**	**19,326,379**

UNMC-Auxiliary-739 Auxiliaries & Services/Restricted

COST OBJECT		FACULTY Dollar	FACULTY FTE	NON FACULTY Dollar	NON FACULTY FTE	EMPLOYEE BENEFITS	PERSONAL SERVICE CREDITS	TOTAL PERSONAL SERVICES	TOTAL OPERATING EXPENSES	TOTAL
33-5301-0030	P3 Facility	0	0.00	0	0.00	0	0	0	21,683	21,683
33-5301-0566	Elsevier Editor-In-Chief James Talamdge	0	0.00	44,628	1.00	12,399	0	57,027	225	57,252
33-5301-1346	HLA Typing	0	0.00	234,739	3.50	65,218	0	299,957	128,000	427,957
33-5301-3476	Public Health Lab Services	97,858	0.81	249,205	4.15	96,425	0	443,488	94,000	537,488
33-5301-3477	Public Health Chemistry Services	0	0.00	68,406	1.13	19,005	0	87,411	53,124	140,535
33-5301-3526	NPHL FTIR/RAMAN PT Program	0	0.00	0	0.00	0	0	0	1,259	1,259
33-5301-5006	Tissue Science Facility	0	0.00	209,224	3.50	58,128	0	267,352	215,109	482,461
33-5301-5007	Toxicology Testing	0	0.00	57,248	1.15	15,904	0	73,152	0	73,152
33-5301-5008	Tuberculosis Cntrct	6,587	0.05	3,533	0.05	2,812	0	12,932	0	12,932
33-5301-9999	DRC II Path/Micro	0	0.00	0	0.00	0	0	0	1,370,580	1,370,580
33-5305-0003	CNND Fees	15,000	0.09	97,419	1.93	31,233	0	143,652	86,000	229,652
33-5305-0004	CNND General Supply Clearing Account	0	0.00	0	0.00	0	0	0	32,596	32,596
33-5305-0006	DRC BL-3 Lab	0	0.00	0	0.00	0	0	0	21,000	21,000
33-5305-0007	Confocal Microscope Core	0	0.00	0	0.00	0	0	0	2,369	2,369
33-5305-0008	PEN SPECT Facility	0	0.00	0	0.00	0	0	0	1,500	1,500
33-5305-0009	PEN Neuronal Tissue Core	0	0.00	0	0.00	0	0	0	3,000	3,000
33-5305-0010	Trans Mouse Mod Core	13,571	0.21	21,961	0.50	9,873	0	45,405	0	45,405
33-5340-1003	Rad/Onc Physics Discretionary Acct	13,560	0.04	0	0.00	3,767	0	17,327	18,000	35,327
33-5340-1013	RTOG Cooperative Group	0	0.00	0	0.00	0	0	0	20,000	20,000
33-5350-2222	Bioimaging Core Lab	19,136	0.31	28,899	0.62	13,346	0	61,381	2,500	63,881
	TOTAL	**165,712**	**1.51**	**1,015,262**	**17.53**	**328,110**	**0**	**1,509,084**	**2,070,945**	**3,580,029**
	SUB PROGRAM TOTAL	**19,626,789**	**270**	**15,626,467**	**256**	**8,040,840**	**0**	**43,294,096**	**2,955,184**	**46,249,280**

SUBPROGRAM #/NAME: 54 College of Public Health

UNMC-State General Fund-731 State & University Generated/Unrestricted

COST OBJECT		FACULTY Dollar	FACULTY FTE	NON FACULTY Dollar	NON FACULTY FTE	EMPLOYEE BENEFITS	PERSONAL SERVICE CREDITS	TOTAL PERSONAL SERVICES	TOTAL OPERATING EXPENSES	TOTAL
31-5401-0001	Dean-College of Public Health	0	0.00	693,610	9.19	181,626	0	875,236	0	875,236
31-5401-0100	POE-COPH-College of Public Health	259,051	1.08	145,000	0.00	116,366	0	520,417	0	520,417
31-5401-0500	COPH Online Worldwide Edu Funds	0	0.00	309,625	3.90	89,173	0	398,798	0	398,798
31-5401-0540	Specific Hire	0	0.00	72,572	1.35	20,901	0	93,473	0	93,473
31-5401-2385	Dean's CRHD Reallocation	0	0.00	5,000	0.00	1,440	0	6,440	0	6,440
31-5405-0200	Educational Programs-Educational Svcs	0	0.00	123,638	1.26	35,608	0	159,246	0	159,246
31-5405-0580	Educational Services	0	0.00	86,122	1.75	24,803	0	110,925	34,652	145,577
31-5407-0001	Office of Public Health Practice	0	0.00	5,535	0.07	1,595	0	7,130	0	7,130
31-5410-0001	Biostatistics	414,253	2.52	410,807	5.67	234,565	0	1,059,625	0	1,059,625
31-5410-0100	POE - Biostatistics	307,698	2.29	45,000	0.00	68,457	0	421,155	0	421,155
31-5410-0500	Biostatistics Online Worldwide Tuit	162,926	1.16	0	0.00	47,712	0	210,638	0	210,638
31-5410-7034	COSTSHARING/ 34-1905-2216-610	609	0.00	0	0.00	176	0	785	0	785
31-5420-0001	Environmental Agric & Occup Hlth Science	186,513	1.20	143,278	2.54	79,140	0	408,931	0	408,931
31-5420-0100	POE - EAOH	451,411	3.19	17,500	0.00	131,886	0	600,797	0	600,797
31-5420-0500	EAOH Online Worldwide Tuit	31,885	0.18	0	0.00	9,184	0	41,069	0	41,069

COST OBJECT LISTING BY SUB PROGRAM
2020-2021GENERAL OPERATING BUDGET
UNIVERSITY OF NEBRASKA MEDICAL CENTER

SUBPROGRAM #/NAME: 54 College of Public Health

UNMC-State General Fund-731 State & University Generated/Unrestricted

COST OBJECT		FACULTY Dollar	FACULTY FTE	NON FACULTY Dollar	NON FACULTY FTE	EMPLOYEE BENEFITS	PERSONAL SERVICE CREDITS	TOTAL PERSONAL SERVICES	TOTAL OPERATING EXPENSES	TOTAL
31-5420-2000	EAOH Grant Return	38,444	0.66	0	0.00	11,071	0	49,515	0	49,515
31-5420-7011	COSTSHARING 36-5420-2034-001	3,845	0.03	0	0.00	1,108	0	4,953	0	4,953
31-5430-0001	Epidemiology	159,419	1.00	147,388	2.58	69,641	0	376,448	0	376,448
31-5430-0100	POE - EPI	339,127	2.52	148,519	0.53	128,596	0	616,242	0	616,242
31-5430-0200	POE CANCER DIRECTOR	85,520	0.67	169,480	1.20	73,440	0	328,440	0	328,440
31-5430-0500	EPI Online Worldwide Tuit	97,851	0.74	48,750	0.75	16,028	0	162,629	0	162,629
31-5430-0540	EPI Panigrahi Hire	345,535	2.55	0	0.00	94,714	0	440,249	0	440,249
31-5440-0001	Health Services Admin & Research	206,919	1.66	0	0.00	59,593	0	266,512	0	266,512
31-5440-0100	POE - HSRA	347,048	2.06	42,500	0.00	45,582	0	435,130	0	435,130
31-5440-0500	HSRA Online Worldwide Tuit	50,253	0.50	0	0.00	14,472	0	64,725	0	64,725
31-5440-0560	POE-Patient Focused Applic of Clin & Hlt	135,989	1.01	79,434	1.50	62,042	0	277,465	0	277,465
31-5440-2000	HSRA Grant Return	60,024	0.55	15,000	0.00	17,288	0	92,312	0	92,312
31-5450-0001	Hlth Promo Social & Behavioral Hlth Scie	104,320	1.00	169,073	3.01	59,153	0	332,546	0	332,546
31-5450-0100	POE - HPSBH	274,422	2.41	100,200	0.00	77,365	0	451,987	0	451,987
31-5450-0200	POE Buffet Early Ch	118,402	0.62	40,000	0.00	45,620	0	204,022	0	204,022
31-5450-0500	HPSBH Online Worldwide Tuit	85,935	1.03	61,013	0.23	27,920	0	174,868	0	174,868
31-5450-0540	HP Specific Hire	290,904	2.30	0	0.00	83,781	0	374,685	0	374,685
	TOTAL	**4,558,303**	**32.94**	**3,079,044**	**35.53**	**1,930,046**	**0**	**9,567,393**	**34,652**	**9,602,045**

UNMC-Federal Letter of Credit-736 Federal/Restricted

COST OBJECT		FACULTY Dollar	FACULTY FTE	NON FACULTY Dollar	NON FACULTY FTE	EMPLOYEE BENEFITS	PERSONAL SERVICE CREDITS	TOTAL PERSONAL SERVICES	TOTAL OPERATING EXPENSES	TOTAL
34-5410-2004002	Effects of FDA Compliance Inspections of	4,886	0.03	0	0.00	1,049	0	5,935	0	5,935
34-5420-2006109	CS-CASH Admin and Planning Core	68,278	0.43	52,372	0.58	25,919	0	146,569	0	146,569
34-5420-2006119	Emerging Issues Program	16,344	0.11	0	0.00	3,511	0	19,855	0	19,855
34-5420-2006129	Health & Safety Risks-Immigrant Cattle	18,091	0.20	5,289	0.10	5,024	0	28,404	0	28,404
34-5420-2006139	Enhancing Hlth & Safety of Range Bison	2,972	0.02	4,477	0.05	1,600	0	9,049	0	9,049
34-5420-2006149	Point Source Personal Protective Equipme	44,912	0.36	47,476	1.00	19,848	0	112,236	0	112,236
34-5420-2006159	Improving Safety and Health of Cattle Fe	92,996	0.88	3,731	0.04	20,781	0	117,508	0	117,508
34-5420-2006209	Pilot/Feasibility Projects & Emerging Is	9,115	0.05	11,939	0.13	4,524	0	25,578	0	25,578
34-5420-2006309	Outreach Program	31,959	0.28	17,909	0.20	10,714	0	60,582	0	60,582
34-5420-2006409	ADMA:A Novel Pathway in Organic Dust-med	41,909	0.34	42,840	1.00	18,208	0	102,957	0	102,957
34-5420-2006509	Surveillance of Agricultural Injuries in	42,747	0.31	0	0.00	9,185	0	51,932	0	51,932
34-5420-2006709	Evaluation Program	82,343	0.65	36,720	0.52	25,581	0	144,644	0	144,644
34-5430-2004001	College of Public Health	85,618	0.69	26,484	0.50	24,082	0	136,184	0	136,184
34-5450-2006001	College of Public Health	76,708	0.50	77,988	1.42	33,234	0	187,930	0	187,930
34-5450-2006101	Whole-of-Community Systems-Robbins Supp	62,900	0.69	0	0.00	13,513	0	76,413	0	76,413
	TOTAL	**681,778**	**5.55**	**327,225**	**5.54**	**216,773**	**0**	**1,225,776**	**0**	**1,225,776**

UNMC-Federal Advance-737 Federal/Restricted

COST OBJECT		FACULTY Dollar	FACULTY FTE	NON FACULTY Dollar	NON FACULTY FTE	EMPLOYEE BENEFITS	PERSONAL SERVICE CREDITS	TOTAL PERSONAL SERVICES	TOTAL OPERATING EXPENSES	TOTAL
35-5410-2009001	College of Public Health	13,000	0.06	0	0.00	2,793	0	15,793	0	15,793
35-5420-2004003	Safety in Agriculture for Youth: Maintai	18,594	0.15	0	0.00	3,634	0	22,228	0	22,228
35-5440-1001001	College of Public Health	13,087	0.08	0	0.00	2,811	0	15,898	0	15,898
	TOTAL	**44,681**	**0.29**	**0**	**0.00**	**9,238**	**0**	**53,919**	**0**	**53,919**

COST OBJECT LISTING BY SUB PROGRAM
2020-2021GENERAL OPERATING BUDGET
UNIVERSITY OF NEBRASKA MEDICAL CENTER

SUBPROGRAM #/NAME: 54 College of Public Health

UNMC-Trust-Grant/Cont/Loan/End-738 Trust/Restricted

COST OBJECT		FACULTY Dollar	FACULTY FTE	NON FACULTY Dollar	NON FACULTY FTE	EMPLOYEE BENEFITS	PERSONAL SERVICE CREDITS	TOTAL PERSONAL SERVICES	TOTAL OPERATING EXPENSES	TOTAL
36-5401-1003001	College of Public Health	0	0.00	2,266	0.02	514	0	2,780	0	2,780
36-5407-1003006	Pilot Test of Recruitment and Applicatio	7,467	0.06	73,444	0.96	18,354	0	99,265	0	99,265
36-5407-2032006	Midwestern PHTC Local Performance Site	19,125	0.16	7,486	0.09	6,037	0	32,648	0	32,648
36-5410-2052002	Zambia AIDS Malignancies Diagnosis and P	16,744	0.09	0	0.00	3,798	0	20,542	0	20,542
36-5410-2053001	College of Public Health	6,739	0.06	0	0.00	1,529	0	8,268	0	8,268
36-5410-2057002	Center for Perception and Communication	33,420	0.19	8,499	0.10	9,509	0	51,428	0	51,428
36-5410-2059002	Intervention to Improve Driving Practice	17,961	0.08	0	0.00	4,074	0	22,035	0	22,035
36-5410-2060002	The role of microRNA-210 in regulating o	21,861	0.12	0	0.00	4,959	0	26,820	0	26,820
36-5410-2061001	College of Public Health	30,860	0.20	0	0.00	7,000	0	37,860	0	37,860
36-5410-2063001	College of Public Health	22,933	0.23	0	0.00	5,202	0	28,135	0	28,135
36-5410-2064001	College of Public Health	13,834	0.10	0	0.00	3,139	0	16,973	0	16,973
36-5420-1004001	College of Public Health	1,606	0.01	0	0.00	365	0	1,971	0	1,971
36-5420-2025005	The Role of Oxidative Stress in the Path	28,244	0.39	0	0.00	6,407	0	34,651	0	34,651
36-5420-2035002	Drought-related health impacts: Advancin	87,258	0.87	0	0.00	19,793	0	107,051	0	107,051
36-5420-2036006	CoPARC: Colorado Pulmonary Alcohol Resea	3,419	0.02	0	0.00	775	0	4,194	0	4,194
36-5420-2037001	College of Public Health	166,300	1.70	91,500	1.70	58,477	0	316,277	0	316,277
36-5420-2038101	Surveillance of Pathogens Causing Severe	121,049	0.88	58,731	1.00	40,780	0	220,560	0	220,560
36-5420-2039002	Satellite-aided regional dust forecastin	22,560	0.33	0	0.00	5,117	0	27,677	0	27,677
36-5420-2041001	College of Public Health	173,992	0.95	0	0.00	39,467	0	213,459	0	213,459
36-5420-3001004	National Ebola Training and Educ NETEC	78,466	0.49	122,724	1.60	45,635	0	246,825	0	246,825
36-5420-3003004	NETEC Supplement	166,567	1.05	352,909	4.12	117,833	0	637,309	0	637,309
36-5430-2037003	Promoting Sustainability via Active Gard	6,009	0.04	0	0.00	1,362	0	7,371	0	7,371
36-5430-2038001	College of Public Health	10,628	0.08	0	0.00	2,411	0	13,039	0	13,039
36-5440-2049003	Evidence for Action: Investigator-Initia	21,147	0.16	0	0.00	4,797	0	25,944	0	25,944
36-5450-2046001	College of Public Health	120,297	1.05	25,720	0.43	33,121	0	179,138	0	179,138
36-5450-2047001	Adolescent Health Project	17,056	0.13	0	0.00	3,869	0	20,925	0	20,925
36-5450-2056001	College of Public Health	22,215	0.26	6,227	0.12	6,451	0	34,893	0	34,893
36-5450-2057001	College of Public Health	19,101	0.14	0	0.00	4,333	0	23,434	0	23,434
36-5450-2060001	College of Public Health	12,817	0.10	0	0.00	2,907	0	15,724	0	15,724
36-5450-2061001	College of Public Health	19,503	0.10	0	0.00	4,425	0	23,928	0	23,928
36-5450-2062001	College of Public Health	6,679	0.05	0	0.00	1,515	0	8,194	0	8,194
36-5450-2063001	College of Public Health	22,843	0.17	0	0.00	5,182	0	28,025	0	28,025
36-5450-2064001	College of Public Health	7,143	0.05	0	0.00	1,620	0	8,763	0	8,763
36-5465-1006118	NE Center for Bioterrorism Edu:HPP	10,786	0.10	60,017	0.81	16,060	0	86,863	0	86,863
36-5465-1006218	NE Center for Bioterrorism Edu:PHEP	162,092	1.60	160,569	2.43	73,190	0	395,851	0	395,851
36-5465-3005001	College of Public Health	1,459	0.01	0	0.00	331	0	1,790	0	1,790
36-5485-3001016	Tobacco Free Nebraska	13,569	0.15	50,480	1.00	14,528	0	78,577	0	78,577
37-5420-3001001	COPH EAO Health Sci	25,702	0.20	0	0.00	5,829	0	31,531	0	31,531
37-5430-1001008	Verdis Group Federal Work Study Agreemen	70,074	0.50	0	0.00	15,895	0	85,969	0	85,969
37-5430-1001011	Identification of Differentially Methyla	0	0.00	33,257	1.00	7,543	0	40,800	0	40,800
37-5430-6000001	COPH-Epidemiology	0	0.00	35,778	0.27	8,115	0	43,893	0	43,893
37-5440-1001002	CSC Medical Education Training Program	2,216	0.01	0	0.00	502	0	2,718	0	2,718
37-5440-1001003	Masters of Healthcare Administration	0	0.00	5,000	0.00	1,134	0	6,134	0	6,134
37-5440-1001010	NE DHHS HPTS PC-ORH	0	0.00	4,046	0.09	918	0	4,964	0	4,964
37-5440-2001001	COPH HRSA	114,565	0.65	0	0.00	25,988	0	140,553	0	140,553
37-5440-6000003	Medical Legal Aid Project	13,569	0.15	3,702	0.07	3,917	0	21,188	0	21,188
37-5450-1001003	D. Dzezwaltowski/Buffet Endowment	0	0.00	29,204	0.58	6,624	0	35,828	0	35,828
37-5450-6000003	HPSBH Found.	12,569	0.09	0	0.00	2,851	0	15,420	0	15,420
37-5450-8000010	Indirect Return A. Raikes	0	0.00	52,704	1.00	11,955	0	64,659	0	64,659
37-5485-3001001	COPH Hlth Disparities	211,421	1.96	25,309	0.40	53,698	0	290,428	0	290,428
37-5485-3001002	Reducing Hlth Disparities - North Omaha	81,705	1.00	0	0.00	18,533	0	100,238	0	100,238

COST OBJECT LISTING BY SUB PROGRAM
2020-2021GENERAL OPERATING BUDGET
UNIVERSITY OF NEBRASKA MEDICAL CENTER

SUBPROGRAM #/NAME: 54 College of Public Health

UNMC-Trust-Grant/Cont/Loan/End-738 Trust/Restricted

COST OBJECT		FACULTY Dollar	FACULTY FTE	NON FACULTY Dollar	NON FACULTY FTE	EMPLOYEE BENEFITS	PERSONAL SERVICE CREDITS	TOTAL PERSONAL SERVICES	TOTAL OPERATING EXPENSES	TOTAL
37-5495-2001001	COPH CCORDA	23,785	0.25	55,458	0.75	17,975	0	97,218	0	97,218
	TOTAL	**2,069,355**	**16.98**	**1,265,030**	**18.54**	**756,343**	**0**	**4,090,728**	**0**	**4,090,728**

UNMC-Auxiliary-739 Auxiliaries & Services/Restricted

COST OBJECT		FACULTY Dollar	FACULTY FTE	NON FACULTY Dollar	NON FACULTY FTE	EMPLOYEE BENEFITS	PERSONAL SERVICE CREDITS	TOTAL PERSONAL SERVICES	TOTAL OPERATING EXPENSES	TOTAL
33-5401-0002	Student Fees	0	0.00	71,250	0.75	19,796	0	91,046	93,263	184,309
33-5401-0003	CoPH Technology Fees	0	0.00	23,750	0.25	6,600	0	30,350	22,944	53,294
33-5407-0002	OPHP Admin Acct	0	0.00	66,297	0.92	18,419	0	84,716	0	84,716
33-5407-0003	OPHP NE DHHS Proj	14,307	0.12	9,472	0.12	6,607	0	30,386	0	30,386
33-5407-0004	ACOG Cntrct UNC	0	0.00	1,082	0.01	301	0	1,383	0	1,383
33-5410-0001	BCBS Agreement	4,228	0.03	0	0.00	1,174	0	5,402	0	5,402
33-5440-0002	NE DHHS Serv Cnt Dent	0	0.00	1,703	0.04	474	0	2,177	0	2,177
33-5440-0003	NE DHHS Hlth Alrt Netwrk	0	0.00	59,481	1.18	16,526	0	76,007	0	76,007
33-5440-0004	NE DHHS CPH Data Agrmt	3,773	0.02	57,000	1.00	16,886	0	77,659	0	77,659
33-5440-0009	NE DHHS Geospatial Agrmt	3,773	0.02	57,000	1.00	16,886	0	77,659	0	77,659
33-5440-0011	NE DHHS Wang Eval Plan	38,241	0.31	0	0.00	10,624	0	48,865	0	48,865
33-5440-0012	NE DHHS HPTS PC-ORH	0	0.00	12,128	0.31	3,370	0	15,498	0	15,498
33-5440-0035	Four Corners Health Department	2,692	0.02	0	0.00	748	0	3,440	0	3,440
33-5440-2686	Health Professions Tracking Service	0	0.00	185,174	3.44	51,447	0	236,621	45,080	281,701
33-5450-0003	CPH Child Cntr Estabrk	35,406	0.18	15,631	0.42	14,180	0	65,217	0	65,217
33-5450-0006	Gretchen Swanson Ctr Nut	39,854	0.30	0	0.00	11,074	0	50,928	0	50,928
33-5485-0003	CRHD NE DHHS Proj	10,284	0.08	970	0.01	3,127	0	14,381	0	14,381
33-5495-2000	CCORDA Core Facility	0	0.00	0	0.00	0	0	0	3,992	3,992
	TOTAL	**152,558**	**1.09**	**560,938**	**9.45**	**198,239**	**0**	**911,735**	**165,279**	**1,077,014**
	SUB PROGRAM TOTAL	**7,506,675**	**57**	**5,232,237**	**69**	**3,110,639**	**0**	**15,849,551**	**199,931**	**16,049,482**

SUBPROGRAM #/NAME: 55 Munroe-Meyer Institute

UNMC-State General Fund-731 Cash & Student Contracts/Designated

COST OBJECT		FACULTY Dollar	FACULTY FTE	NON FACULTY Dollar	NON FACULTY FTE	EMPLOYEE BENEFITS	PERSONAL SERVICE CREDITS	TOTAL PERSONAL SERVICES	TOTAL OPERATING EXPENSES	TOTAL
31-5505-0126	MMI State Support	0	0.00	-592,339	0.00	-170,594	0	-762,933	-198,200	-961,133
31-5507-0016	SB Supp&Prof Growth	0	0.00	0	0.00	0	0	0	22,200	22,200
31-5507-0100	Severe Behavior	51,899	0.52	1,321,228	30.00	0	0	1,373,127	126,873	1,500,000
31-5507-0200	Feeding Disorders	107,573	1.08	784,079	15.95	0	0	891,652	108,348	1,000,000
31-5507-0500	Early Intervention	71,272	0.80	1,021,403	24.65	0	0	1,092,675	207,325	1,300,000
31-5507-0700	Virtual Care	0	1.60	0	15.20	0	0	0	0	0
31-5507-6800	MMI Administration	0	0.00	0	0.00	0	0	0	12,900	12,900
31-5507-7890	Patient Information Office	0	0.00	592,339	11.02	170,594	0	762,933	3,500	766,433
31-5507-7900	MMI Business Office	0	0.00	0	0.00	0	0	0	4,000	4,000
31-5507-8100	Genetic Medicine	0	0.00	0	0.00	0	0	0	22,200	22,200
31-5507-8190	Developmental Medicine	0	0.00	0	0.00	0	0	0	15,200	15,200
31-5507-8390	Occupational Therapy	0	0.00	0	0.00	0	0	0	17,200	17,200
31-5507-8490	Physical Therapy	0	0.00	0	0.00	0	0	0	17,200	17,200
31-5507-8590	Psychology	0	0.00	0	0.00	0	0	0	22,200	22,200
31-5507-8690	Speech-Language Pathology	0	0.00	0	0.00	0	0	0	22,200	22,200
31-5507-8990	FD Support & Professional Growth	0	0.00	0	0.00	0	0	0	17,200	17,200
31-5508-0001	iCASD	0	0.00	0	0.00	0	0	0	22,200	22,200

COST OBJECT LISTING BY SUB PROGRAM
2020-2021GENERAL OPERATING BUDGET
UNIVERSITY OF NEBRASKA MEDICAL CENTER

SUBPROGRAM #/NAME: 55 Munroe-Meyer Institute

	TOTAL	**212,744**	**3.99**	**3,144,710**	**96.82**	**0**	**0**	**3,357,454**	**442,546**	**3,800,000**

UNMC-Federal Letter of Credit-736 Federal/Restricted

COST OBJECT		FACULTY Dollar	FACULTY FTE	NON FACULTY Dollar	NON FACULTY FTE	EMPLOYEE BENEFITS	PERSONAL SERVICE CREDITS	TOTAL PERSONAL SERVICES	TOTAL OPERATING EXPENSES	TOTAL
34-5507-1038029	MMI Interdisciplinary Training Program	215,096	1.77	164,876	2.82	81,629	0	461,601	0	461,601
34-5507-1041001	Behavioral Health Workforce Education an	56,501	0.51	28,847	0.62	18,335	0	103,683	0	103,683
34-5507-1041101	Behavioral Health Workforce Education an	9,303	0.05	20,894	0.30	6,488	0	36,685	0	36,685
34-5507-1042003	Accelerating Access: Health Science Educ	76,492	0.69	41,355	0.73	25,317	0	143,164	0	143,164
34-5507-2030001	Sensorimotor Learning in Children with C	65,367	0.55	38,551	1.00	22,325	0	126,243	0	126,243
34-5507-2035001	Effects Of Environmental Challenges On G	55,977	0.40	98,683	1.24	33,225	0	187,885	0	187,885
34-5507-2036001	Vulnerability of DHCR7+/- mutation carri	97,609	1.23	165,736	2.25	56,574	0	319,919	0	319,919
34-5507-2036101	Vulnerability of DHCR7 +/- mutation carr	0	0.00	9,615	0.03	2,066	0	11,681	0	11,681
34-5507-2039003	Ignite-Engage-Sustain: A comprehensive A	98,494	0.91	96,632	1.70	41,918	0	237,044	0	237,044
34-5507-3005003	Designated State Entity	0	0.00	14,250	0.10	3,061	0	17,311	0	17,311
34-5507-3006003	University Centers for Excellence in Dev	146,856	1.54	259,238	3.56	87,242	0	493,336	0	493,336
34-5526-2001001	Neurophysiology of Pain in Children with	18,718	0.15	6,240	0.15	5,363	0	30,321	0	30,321
34-5528-1000001	Internship In Integrated Behavioral Heal	80,105	0.77	13,463	0.25	20,102	0	113,670	0	113,670
	TOTAL	**920,518**	**8.56**	**958,380**	**14.74**	**403,645**	**0**	**2,282,543**	**0**	**2,282,543**

UNMC-Trust-Grant/Cont/Loan/End-738 Trust/Restricted

COST OBJECT		FACULTY Dollar	FACULTY FTE	NON FACULTY Dollar	NON FACULTY FTE	EMPLOYEE BENEFITS	PERSONAL SERVICE CREDITS	TOTAL PERSONAL SERVICES	TOTAL OPERATING EXPENSES	TOTAL
36-5507-1021021	NICU Followup Clinic: Developmental TIPS	32,795	0.38	107,069	1.90	31,726	0	171,590	0	171,590
36-5507-1080015	NDE Results Matter	15,917	0.16	21,242	0.35	8,428	0	45,587	0	45,587
36-5507-1081012	Early Childhood - NDE	5,292	0.03	0	0.00	1,199	0	6,491	0	6,491
36-5507-1101006	The TIN (Teratology Information Network)	21,056	0.20	9,349	0.15	6,896	0	37,301	0	37,301
36-5507-1101106	The TIN (Texting Supplement)	3,685	0.04	0	0.00	837	0	4,522	0	4,522
36-5507-2127001	A Randomized Trial of Conjoint Behaviora	4,600	0.05	0	0.00	1,043	0	5,643	0	5,643
36-5507-2139003	Heartland Regional Genetics Network	29,990	0.19	0	0.00	6,804	0	36,794	0	36,794
36-5507-2141002	Efficacy of START-Play Program for Infan	1,385	0.01	997	0.02	540	0	2,922	0	2,922
36-5507-3087003	DD Leadership Seminars	720	0.01	0	0.00	163	0	883	0	883
36-5507-3091102	Outstate Clinics - Genetics & Craniofaci	232,415	1.65	90,150	1.74	73,169	0	395,734	0	395,734
36-5507-3091202	Outstate Clinics - SCCY (MHCP)	59,135	0.33	25,273	0.35	19,146	0	103,554	0	103,554
36-5507-3091302	NICU Follow-Up Project (MHCP)	88,785	0.35	0	0.00	20,139	0	108,924	0	108,924
36-5507-3091402	Teratogen (MHCP)	21,056	0.20	16,801	0.35	8,587	0	46,444	0	46,444
36-5507-3091502	FCEP Expansion Project	17,689	0.25	162,293	4.40	40,825	0	220,807	0	220,807
36-5507-3091602	Transition Clinic	0	0.00	22,503	0.35	5,105	0	27,608	0	27,608
36-5507-3092001	Enhancing the Dialogue on Aging Issues f	0	0.00	5,411	0.13	1,227	0	6,638	0	6,638
36-5516-1001002	NDE - Pyramid Model Project	0	0.00	9,865	0.17	2,238	0	12,103	0	12,103
36-5516-2002001	Douglas County ACF Evaluation	17,641	0.11	16,401	0.30	7,722	0	41,764	0	41,764
36-5516-3001001	Mindfulness and Mastery	27,040	0.36	62,114	1.03	20,224	0	109,378	0	109,378
36-5518-2001001	A Feasibility Study of Headsprout Readin	825	0.01	0	0.00	187	0	1,012	0	1,012
36-5528-1001001	Interdisciplinary Personnel Preparation	11,672	0.13	4,653	0.10	3,704	0	20,029	0	20,029
36-5528-2000001	Functional Behavior Assessment Training	36,040	0.40	106,795	1.55	32,400	0	175,235	0	175,235
36-5528-3000002	Nebraska Pediatric Mental Health Access	98,653	0.95	35,584	0.84	30,449	0	164,686	0	164,686
36-5534-3001001	Family Care Enhancement Project & Result	38,429	0.53	186,928	4.95	51,117	0	276,474	0	276,474
37-5507-1002002	HBM Endowed Professorships	57,889	0.20	0	0.00	13,132	0	71,021	0	71,021
37-5507-1002005	Scottish Rite Language Program	10,000	0.00	488,089	6.51	112,981	0	611,070	0	611,070
37-5507-1003012	Embracing Victim Care	0	0.00	7,954	0.20	1,804	0	9,758	0	9,758
37-5507-2012001	Max Kurz Startup Account	38,778	0.35	0	0.00	8,796	0	47,574	0	47,574
37-5507-3002001	Psychiatric Outstate Clinics	385,197	4.52	105,137	2.05	111,222	0	601,556	0	601,556
37-5507-3002008	Region 6 System of Care Initiative	67,289	0.80	0	0.00	15,263	0	82,552	0	82,552
37-5507-3004001	OT OPS Services	0	0.00	840,748	14.60	190,707	0	1,031,455	0	1,031,455

COST OBJECT LISTING BY SUB PROGRAM
2020-2021GENERAL OPERATING BUDGET
UNIVERSITY OF NEBRASKA MEDICAL CENTER

SUBPROGRAM #/NAME: 55 Munroe-Meyer Institute

UNMC-Trust-Grant/Cont/Loan/End-738 Trust/Restricted

COST OBJECT		FACULTY Dollar	FACULTY FTE	NON FACULTY Dollar	NON FACULTY FTE	EMPLOYEE BENEFITS	PERSONAL SERVICE CREDITS	TOTAL PERSONAL SERVICES	TOTAL OPERATING EXPENSES	TOTAL
37-5507-3005002	PT OPS Services	13,846	0.10	684,438	10.66	158,392	0	856,676	0	856,676
37-5507-3007001	Children's Physicians	15,266	0.15	0	0.00	3,462	0	18,728	0	18,728
37-5507-3008001	SLP OPS Services	0	0.00	21,330	0.25	4,838	0	26,168	0	26,168
37-5507-3017001	NCI - Survey Contract	23,344	0.35	20,861	0.33	10,026	0	54,231	0	54,231
37-5507-3020001	NCI - Medicaid & LTC	23,344	0.35	79,308	1.53	23,284	0	125,936	0	125,936
37-5507-3022001	NU FDN - Meyer Children's Rehab Fund	18,375	0.25	0	0.00	4,167	0	22,542	0	22,542
37-5507-3026004	NU FDN - Cowdery Swim Prgm	0	0.00	28,243	0.65	6,406	0	34,649	0	34,649
37-5507-3026005	Meyer FDN - Thurs Night Prgm	0	0.00	12,370	0.24	2,805	0	15,175	0	15,175
37-5507-3026006	HBM - Camp Prgm	0	0.00	180,023	3.91	40,835	0	220,858	0	220,858
37-5507-3026008	Enrichment FDN - Rec Prgm	0	0.00	105,971	2.58	24,038	0	130,009	0	130,009
37-5507-3033001	Psychology OPS Services	66,869	0.60	46,800	1.00	25,784	0	139,453	0	139,453
37-5507-4001001	Cummings Psyche Prize	22,431	0.10	0	0.00	5,088	0	27,519	0	27,519
37-5507-6000001	NCFF Rooted in Relationships	10,320	0.10	46,181	0.70	12,817	0	69,318	0	69,318
37-5516-1002001	Developmental Account	0	0.00	28,108	0.51	6,375	0	34,483	0	34,483
37-5520-3009001	Huntington's Disease Program	23,320	0.25	0	0.00	5,289	0	28,609	0	28,609
37-5520-3010001	GC - Cancer Genetics	147,480	1.60	59,729	0.75	47,001	0	254,210	0	254,210
37-5520-3011001	GC Support - Cancer Genetics	0	0.00	36,977	1.00	8,388	0	45,365	0	45,365
37-5520-3012001	GC - Maternal Fetal Medicine	49,683	0.53	0	0.00	11,270	0	60,953	0	60,953
37-5522-1002001	Developmental Account	433,365	3.20	1,945,178	31.65	539,527	0	2,918,070	0	2,918,070
37-5524-3006001	OT Clinical Fees	0	0.00	99,705	1.34	22,616	0	122,321	0	122,321
37-5526-3005001	PT Bellevue Public School	0	0.00	179,538	2.70	40,725	0	220,263	0	220,263
37-5526-3006001	PT Clinical Fees	89,011	0.79	175,729	2.57	60,051	0	324,791	0	324,791
37-5528-3000001	NU FDN - ASD Detection and Jump Start Pr	3,600	0.05	14,584	0.46	4,125	0	22,309	0	22,309
37-5530-3001001	HBM - Millard Services Project	0	0.00	39,200	1.00	8,892	0	48,092	0	48,092
37-5530-3002001	HBM - Adaptive Sports League	0	0.00	11,760	0.30	2,668	0	14,428	0	14,428
	TOTAL	**2,264,227**	**20.61**	**6,141,389**	**106.15**	**1,906,649**	**0**	**10,312,265**	**0**	**10,312,265**

UNMC-Auxiliary-739 Auxiliaries & Services/Restricted

COST OBJECT		FACULTY Dollar	FACULTY FTE	NON FACULTY Dollar	NON FACULTY FTE	EMPLOYEE BENEFITS	PERSONAL SERVICE CREDITS	TOTAL PERSONAL SERVICES	TOTAL OPERATING EXPENSES	TOTAL
33-5507-0001	NE Med Cntr Mall Leas	0	0.00	0	0.00	0	0	0	73,590	73,590
33-5507-5800	Comm Eng S&P Growth	0	0.00	0	0.00	0	0	0	2,600	2,600
33-5507-8419	Employer Engagement & Lifespan Program	0	0.00	24,314	0.50	6,755	0	31,069	3,388	34,457
33-5508-0002	iCASD Sup&Pro Growth	0	0.00	0	0.00	0	0	0	5,800	5,800
33-5510-0001	SB Supp&ProfGrowth	0	0.00	0	0.00	0	0	0	17,300	17,300
33-5510-0002	VC Supp&ProfGrowth	0	0.00	0	0.00	0	0	0	5,000	5,000
33-5510-0003	EI Supp&ProfGrowth	0	0.00	0	0.00	0	0	0	15,360	15,360
33-5512-0001	DM Fellowship	25,624	0.10	11,505	0.25	10,314	0	47,443	35,000	82,443
33-5512-0002	DM Supp&ProfGrowth	0	0.00	0	0.00	0	0	0	9,500	9,500
33-5516-0001	Omaha Early Learning Center	8,820	0.06	56,963	1.02	18,277	0	84,060	13,267	97,327
33-5516-0002	Northstar Evaluation	10,607	0.14	2,771	0.05	3,716	0	17,094	1,389	18,483
33-5516-0003	NCFF Child Care Partnership CCP	0	0.00	24,820	0.40	6,896	0	31,716	44,448	76,164
33-5516-0004	Nebraska Devel Disb	10,624	0.12	9,338	0.15	5,546	0	25,508	0	25,508
33-5516-0005	Education Child Dev	0	0.00	0	0.00	0	0	0	17,200	17,200
33-5518-0001	FD Supp&ProfGrowth	0	0.00	0	0.00	0	0	0	11,000	11,000
33-5520-1002	GM Supp&ProfGrowth	0	0.00	0	0.00	0	0	0	29,295	29,295
33-5524-0001	OT Supp&ProfGrowth	0	0.00	0	0.00	0	0	0	15,770	15,770
33-5526-0001	Child Resp Care CtrP	0	0.00	0	0.00	0	0	0	500	500
33-5526-0002	PT Supp&Growth	0	0.00	0	0.00	0	0	0	23,120	23,120
33-5528-0002	Great Plains Health	7,398	0.08	0	0.00	2,055	0	9,453	1,000	10,453

COST OBJECT LISTING BY SUB PROGRAM
2020-2021GENERAL OPERATING BUDGET
UNIVERSITY OF NEBRASKA MEDICAL CENTER

SUBPROGRAM #/NAME: 55 Munroe-Meyer Institute

UNMC-Auxiliary-739 Auxiliaries & Services/Restricted

COST OBJECT		FACULTY Dollar	FACULTY FTE	NON FACULTY Dollar	NON FACULTY FTE	EMPLOYEE BENEFITS	PERSONAL SERVICE CREDITS	TOTAL PERSONAL SERVICES	TOTAL OPERATING EXPENSES	TOTAL
33-5528-0003	ACT Support & Professional Growth	0	0.00	0	0.00	0	0	0	9,400	9,400
33-5528-0007	Millard Pub. School	7,605	0.10	0	0.00	2,113	0	9,718	0	9,718
33-5528-0008	BHECN MOU	26,200	0.32	0	0.00	7,278	0	33,478	8,000	41,478
33-5528-0009	PSY Supp&ProfGrowth	0	0.00	0	0.00	0	0	0	52,395	52,395
33-5530-0001	Recreational Therapy	0	0.00	0	0.00	0	0	0	15,200	15,200
33-5532-0002	CRCC-SLP	18,405	0.13	21,421	0.30	11,067	0	50,893	6,104	56,997
33-5532-0003	SLP Supp&ProfGrowth	0	0.00	0	0.00	0	0	0	25,619	25,619
33-5534-0001	UCEDD	0	0.00	0	0.00	0	0	0	15,200	15,200
33-5552-0101	ECD Support & Professional Growth	0	0.00	0	0.00	0	0	0	23,450	23,450
33-5552-0103	Educare	14,042	0.14	143,020	2.50	43,637	0	200,699	38,577	239,276
33-5552-0105	CSI Kid's Squad Mental Health	0	0.00	36,879	0.58	10,246	0	47,125	6,703	53,828
33-5552-0106	Learning Community	46,736	0.51	203,316	3.47	69,473	0	319,525	54,111	373,636
33-5552-0108	Early Childhood Services	3,528	0.02	51,526	0.87	15,296	0	70,350	11,585	81,935
33-5552-0109	NCCF Child Well Being	20,640	0.19	49,119	0.85	19,381	0	89,140	10,525	99,665
33-5552-0111	21st Century NDE	31,096	0.40	62,778	1.15	26,080	0	119,954	45,431	165,385
33-5552-0112	Regional 6 Kidsquad	0	0.00	1,541	0.03	428	0	1,969	0	1,969
33-5552-0115	NDE Endowment Six Pence	5,507	0.08	94,596	1.62	27,811	0	127,914	22,920	150,834
33-5552-0126	NDE PBIS	12,936	0.16	41,609	0.75	15,155	0	69,700	14,769	84,469
33-5552-0130	People First	0	0.00	9,251	0.15	2,570	0	11,821	3,000	14,821
33-5552-0132	BECI-LC ECPlan Contr	8,820	0.06	110,321	1.84	33,100	0	152,241	51,140	203,381
33-5552-0134	Educare WinnebagoPrg	0	0.00	41,748	0.73	11,598	0	53,346	10,591	63,937
33-5552-0135	Lifespan Respite - Eastern Region	0	0.00	61,403	1.10	17,060	0	78,463	18,245	96,708
33-5552-0602	Behavioral Psych PhD Student Acct	0	0.00	4,000	0.00	1,111	0	5,111	0	5,111
33-5552-0606	FD Operations Activity	110,725	0.34	0	0.00	30,763	0	141,488	0	141,488
33-5552-0610	RT Support & Professional Growth	0	0.00	0	0.00	0	0	0	8,325	8,325
33-5552-0611	LEND Support and Prof Growth	0	0.00	0	0.00	0	0	0	1,575	1,575
33-5552-0612	UCEDD Support & Prof Growth	0	0.00	0	0.00	0	0	0	9,580	9,580
33-5552-0618	NE Med SLP Services	8,750	0.13	730,100	10.40	205,277	0	944,127	140,288	1,084,415
33-5552-0722	Autism Care Toddler Clinic	44,599	0.50	1,020,778	27.24	295,995	0	1,361,372	0	1,361,372
33-5552-0723	SLP Clinical Fees	59,527	0.74	394,925	5.77	126,261	0	580,713	0	580,713
33-5552-0724	Buffett Cancer Center Contract	0	0.00	44,645	0.50	12,405	0	57,050	5,817	62,867
33-5552-0729	DM Clinical Fees	224,513	1.15	456,950	6.32	189,331	0	870,794	0	870,794
33-5552-0731	MMI IT Expenses	0	0.00	251,922	3.08	69,991	0	321,913	0	321,913
33-5552-0736	COSTSHARING/ 36-5528-3000-002	9,615	0.05	0	0.00	2,672	0	12,287	0	12,287
33-5552-1800	Outpatient Center	0	0.00	126,630	2.50	35,183	0	161,813	0	161,813
33-5552-2002	Genetic Medicine	608,628	3.69	483,036	7.75	303,297	0	1,394,961	0	1,394,961
	TOTAL	**1,324,945**	**9.17**	**4,571,225**	**81.86**	**1,638,138**	**0**	**7,534,308**	**933,077**	**8,467,385**
	SUB PROGRAM TOTAL	**4,722,434**	**42**	**14,815,704**	**300**	**3,948,432**	**0**	**23,486,570**	**1,375,623**	**24,862,193**

SUBPROGRAM #/NAME: 56 Dental Clinic

UNMC-State General Fund-731 Cash & Student Contracts/Designated

COST OBJECT		FACULTY Dollar	FACULTY FTE	NON FACULTY Dollar	NON FACULTY FTE	EMPLOYEE BENEFITS	PERSONAL SERVICE CREDITS	TOTAL PERSONAL SERVICES	TOTAL OPERATING EXPENSES	TOTAL
31-5605-0016	Clinic Administration	0	0.00	1,252,599	37.38	360,749	0	1,613,348	3,102,908	4,716,256
31-5605-0026	Dental Hygiene	9,352	0.11	0	0.00	2,694	0	12,046	12,195	24,241
31-5605-0036	Clinic Computer	0	0.00	66,797	0.94	19,238	0	86,035	102,621	188,656
31-5605-0076	Orthodontics Clinic	13,664	0.36	135,444	3.80	42,943	0	192,051	51,239	243,290
31-5605-0086	Pedodontics Clinic	2,392	0.10	59,636	1.75	17,864	0	79,892	16,132	96,024

COST OBJECT LISTING BY SUB PROGRAM
2020-2021GENERAL OPERATING BUDGET
UNIVERSITY OF NEBRASKA MEDICAL CENTER

SUBPROGRAM #/NAME: 56 Dental Clinic

UNMC-State General Fund-731 Cash & Student Contracts/Designated

COST OBJECT		FACULTY Dollar	FACULTY FTE	NON FACULTY Dollar	NON FACULTY FTE	EMPLOYEE BENEFITS	PERSONAL SERVICE CREDITS	TOTAL PERSONAL SERVICES	TOTAL OPERATING EXPENSES	TOTAL
31-5605-0096	Dept of Surgical Specialties	87,507	1.40	229,809	5.50	91,387	0	408,703	35,549	444,252
31-5605-0097	Undergrad Endo Clinic	0	0.00	0	0.00	0	0	0	18,870	18,870
31-5605-0098	Grad Endo Clinic	0	0.00	0	0.00	0	0	0	62,297	62,297
31-5605-0099	Grad Perio Clinic	0	0.00	0	0.00	0	0	0	30,372	30,372
31-5605-0106	Undergrad Clinics	246,600	2.63	462,165	13.00	204,125	0	912,890	560,732	1,473,622
31-5605-0136	Dental Clinic-Radiology	0	0.00	76,580	2.00	22,056	0	98,636	34,254	132,890
31-5605-0306	Dental Clinic-General Prac-UNMC Exp	109,668	1.15	359,045	7.70	134,988	0	603,701	197,298	800,999
31-5605-0307	AEGD DENTAL CLINIC	0	0.00	139,360	4.00	40,135	0	179,495	0	179,495
31-5605-0316	Pedi-Dent Clinic-UNMC	0	0.00	571,165	14.75	164,496	0	735,661	168,913	904,574
31-5605-0346	Staff Hygienist Clinic	0	0.00	0	0.00	0	0	0	2,683	2,683
31-5605-0376	Dental - Staff Dentist	0	0.00	0	0.00	0	0	0	28,291	28,291
31-5691-0008	Neb Medicaid Ehhancement Revenue	117,739	1.63	389,142	4.00	145,981	0	652,862	194,123	846,985
31-5691-3000	COSTSHARING/ 36-0915-3002-001	4,816	0.07	0	0.00	1,387	0	6,203	0	6,203
	TOTAL	**591,738**	**7.45**	**3,741,742**	**94.82**	**1,248,043**	**0**	**5,581,523**	**4,618,477**	**10,200,000**

UNMC-Auxiliary-739 Auxiliaries & Services/Restricted

COST OBJECT		FACULTY Dollar	FACULTY FTE	NON FACULTY Dollar	NON FACULTY FTE	EMPLOYEE BENEFITS	PERSONAL SERVICE CREDITS	TOTAL PERSONAL SERVICES	TOTAL OPERATING EXPENSES	TOTAL
33-5652-0776	Post-Graduate Dentistry	2,522	0.10	46,869	1.00	13,723	0	63,114	0	63,114
33-5652-0782	Post-Grad Dent/Endodontics	0	0.00	19,240	0.50	5,346	0	24,586	0	24,586
33-5652-0786	Post-Grad Dent/Periodontics	0	0.00	19,240	0.50	5,346	0	24,586	0	24,586
	TOTAL	**2,522**	**0.10**	**85,349**	**2.00**	**24,415**	**0**	**112,286**	**0**	**112,286**
	SUB PROGRAM TOTAL	**594,260**	**8**	**3,827,091**	**97**	**1,272,458**	**0**	**5,693,809**	**4,618,477**	**10,312,286**

SUBPROGRAM #/NAME: 57 Tobacco Fund Research

31-5713-0012	Biochemistry-Ponnusamy Recruitment	0	0.00	0	0.50	0	0	0	0	0
31-5717-0031	NEB CTR NANOMEDICINE	0	0.00	0	0.29	0	0	0	0	0
31-5721-0036	NPOD Gundry	0	0.00	0	0.15	0	0	0	0	0
31-5721-0044	FISHER RECRUITMENT	0	0.00	0	1.00	0	0	0	0	0
31-5721-0124	Mishra Recruitment	0	0.00	0	1.45	0	0	0	0	0
31-5721-0139	JAMES LAWLER RECRUITMENT	0	0.07	0	0.00	0	0	0	0	0
31-5721-0142	GRT PLAINS VISWANATH	0	0.00	0	0.45	0	0	0	0	0
31-5721-0152	CARABEO RECRUITMENT	0	0.25	0	0.00	0	0	0	0	0
31-5721-0153	HARNESSING RAMAN	0	0.35	0	0.00	0	0	0	0	0
31-5721-3006	LAWLER RECRUITMENT	0	0.00	0	1.00	0	0	0	0	0
31-5721-3013	Telederm Imprv Accss	0	0.00	0	0.01	0	0	0	0	0
31-5725-0038	IM SHolstein Recruit	0	0.00	0	0.75	0	0	0	0	0
31-5727-0010	CHAIN PILOT AWARD	0	0.00	0	0.50	0	0	0	0	0

UNMC-State General Fund-731 Cash & Student Contracts/Designated

COST OBJECT		FACULTY Dollar	FACULTY FTE	NON FACULTY Dollar	NON FACULTY FTE	EMPLOYEE BENEFITS	PERSONAL SERVICE CREDITS	TOTAL PERSONAL SERVICES	TOTAL OPERATING EXPENSES	TOTAL
31-5701-0001	Biomedical Research Development Fund	1,945,410	0.00	3,725,668	0.00	941,495	0	6,612,573	5,187,427	11,800,000
31-5703-0009	Minority Health Education & Research	0	0.00	0	3.57	0	0	0	0	0
31-5705-0041	Core Research Support Lab Equip	0	0.00	0	1.50	0	0	0	0	0
31-5712-0047	H Band Research	0	0.41	0	0.00	0	0	0	0	0
31-5712-0059	Eppley-Natarajan Recruitment	0	0.46	0	0.00	0	0	0	0	0
31-5712-0061	Eppley-Cancer Ctr Program Development	0	0.45	0	0.00	0	0	0	0	0
31-5712-0082	Radhakrishnan Recr	0	0.37	0	0.00	0	0	0	0	0

COST OBJECT LISTING BY SUB PROGRAM
2020-2021GENERAL OPERATING BUDGET
UNIVERSITY OF NEBRASKA MEDICAL CENTER

SUBPROGRAM #/NAME: 57 Tobacco Fund Research

UNMC-State General Fund-731 Cash & Student Contracts/Designated

COST OBJECT		FACULTY Dollar	FACULTY FTE	NON FACULTY Dollar	NON FACULTY FTE	EMPLOYEE BENEFITS	PERSONAL SERVICE CREDITS	TOTAL PERSONAL SERVICES	TOTAL OPERATING EXPENSES	TOTAL
31-5712-0126	N Woods Recruitment	0	0.37	0	0.00	0	0	0	0	0
31-5712-0131	Epp ElGamal Research	0	0.72	0	0.00	0	0	0	0	0
31-5713-0005	Editorial Project	0	0.00	0	2.00	0	0	0	0	0
31-5713-0009	COM-Batra-Biochem Chair	0	0.30	0	0.00	0	0	0	0	0
31-5713-0013	Bioch-Dhawan Recruitment	0	0.49	0	0.00	0	0	0	0	0
31-5713-3001	COSTSHARING/ 36-5340-2031-001	0	0.05	0	0.00	0	0	0	0	0
31-5715-0019	GCBA-Guda Recruitment	0	0.24	0	0.85	0	0	0	0	0
31-5715-3000	COSTSHARING/ 36-5150-2085-201	0	0.06	0	0.00	0	0	0	0	0
31-5721-0018	Clinical Data Research Network (McClay)	0	0.20	0	0.05	0	0	0	0	0
31-5721-0026	Scot Ouellette Start	0	0.00	0	0.50	0	0	0	0	0
31-5721-0103	Bayles Basic Science Research	0	0.00	0	0.50	0	0	0	0	0
31-5721-0112	COM-Pipinos General Surgery	0	0.00	0	1.00	0	0	0	0	0
31-5721-0114	COM-Moulton Card & Thor Surgery	0	0.00	0	1.00	0	0	0	0	0
31-5721-0118	COM-Baxter Recruitment-Gen Surg	0	0.00	0	0.25	0	0	0	0	0
31-5721-0146	BIOINFO DBASE ANLYST	0	0.50	0	0.99	0	0	0	0	0
31-5721-0151	NTSBRDF SCHILLER SPT	0	0.60	0	0.00	0	0	0	0	0
31-5729-0021	Bell Lab Support	0	0.55	0	0.00	0	0	0	0	0
31-5729-0024	HONGYING DAI SUPPORT	0	0.98	0	0.00	0	0	0	0	0
	TOTAL	**1,945,410**	**6.74**	**3,725,668**	**12.21**	**941,495**	**0**	**6,612,573**	**5,187,427**	**11,800,000**
	SUB PROGRAM TOTAL	**1,945,410**	**7**	**3,725,668**	**18**	**941,495**	**0**	**6,612,573**	**5,187,427**	**11,800,000**

SUBPROGRAM #/NAME: 58 Anatomical Board

31-5801-0100	Anatomical Board-Agency Account	0	0.00	0	1.53	0	0	0	0	0

SUBPROGRAM #/NAME: 71 UNMC/Eppley Center Cancer Research & Care

UNMC-State General Fund-731 State & University Generated/Unrestricted

COST OBJECT		FACULTY Dollar	FACULTY FTE	NON FACULTY Dollar	NON FACULTY FTE	EMPLOYEE BENEFITS	PERSONAL SERVICE CREDITS	TOTAL PERSONAL SERVICES	TOTAL OPERATING EXPENSES	TOTAL
31-7101-0001	POE-Cancer Prevention and Control Progra	100,830	0.56	320,933	3.92	151,350	0	573,113	0	573,113
	TOTAL	**100,830**	**0.56**	**320,933**	**3.92**	**151,350**	**0**	**573,113**	**0**	**573,113**

UNMC-Trust-Grant/Cont/Loan/End-738 Trust/Restricted

COST OBJECT		FACULTY Dollar	FACULTY FTE	NON FACULTY Dollar	NON FACULTY FTE	EMPLOYEE BENEFITS	PERSONAL SERVICE CREDITS	TOTAL PERSONAL SERVICES	TOTAL OPERATING EXPENSES	TOTAL
36-7107-2026629	LB595 Administrative Core	0	0.00	123,086	1.70	27,919	0	151,005	0	151,005
36-7107-2026633	LB595 Pathology Shared Resources	0	0.00	12,679	0.30	2,876	0	15,555	0	15,555
36-7107-2026634	LB595 Clinical Research Support	0	0.00	124,307	2.14	28,196	0	152,503	0	152,503
36-7107-2026674	LB595 Structural Biology-NMR, Crystallog	0	0.00	37,144	0.50	8,425	0	45,569	0	45,569
36-7107-2026675	LB595 Molecular Biology-Organoid	20,005	0.25	48,963	1.00	13,262	0	82,230	0	82,230
36-7107-2026676	LB595 Synthetic & Medicinal Chemistry	0	0.00	16,320	0.25	3,702	0	20,022	0	20,022
36-7107-2026677	LB595 Epigenomics	20,731	0.25	0	0.00	4,703	0	25,434	0	25,434
36-7107-2026678	LB595 Biomedical Informatics	0	0.00	49,731	0.50	11,281	0	61,012	0	61,012
36-7107-2026679	LB595 Lab Services	0	0.00	54,772	0.85	12,424	0	67,196	0	67,196
36-7111-2025001	LB595 M Teoh-Fitzgerald Recruitment	53,321	1.00	0	0.00	12,095	0	65,416	0	65,416
36-7111-2025604	LB595 Cowan Recruitment (M. Ponnusamy)	0	0.00	22,875	0.48	5,189	0	28,064	0	28,064
36-7111-2025607	LB595 Cowan Recruitment (A Singh)	56,684	0.54	0	0.00	12,859	0	69,543	0	69,543
37-7101-2001401	Live Cell Imaging Core Supplement	0	0.00	54,202	1.00	12,295	0	66,497	0	66,497
37-7109-4001001	Eppley	19,300	0.08	0	0.00	4,378	0	23,678	0	23,678

COST OBJECT LISTING BY SUB PROGRAM
2020-2021GENERAL OPERATING BUDGET
UNIVERSITY OF NEBRASKA MEDICAL CENTER

SUBPROGRAM #/NAME: 71 UNMC/Eppley Center Cancer Research & Care

UNMC-Trust-Grant/Cont/Loan/End-738 Trust/Restricted

COST OBJECT		FACULTY Dollar	FACULTY FTE	NON FACULTY Dollar	NON FACULTY FTE	EMPLOYEE BENEFITS	PERSONAL SERVICE CREDITS	TOTAL PERSONAL SERVICES	TOTAL OPERATING EXPENSES	TOTAL
37-7109-9001002	Liz Karnes Legacy Related Activities	0	0.00	230,912	4.07	52,379	0	283,291	0	283,291
37-7109-9001003	Clinical Research - Non-Therapeutic	0	0.00	10,498	0.25	0	0	10,498	0	10,498
	TOTAL	**170,041**	**2.12**	**785,489**	**13.04**	**211,983**	**0**	**1,167,513**	**0**	**1,167,513**
	SUB PROGRAM TOTAL	**270,871**	**3**	**1,106,422**	**17**	**363,333**	**0**	**1,740,626**	**0**	**1,740,626**

SUBPROGRAM #/NAME: 72 CHRI

UNMC-State General Fund-731 State & University Generated/Unrestricted

COST OBJECT		FACULTY Dollar	FACULTY FTE	NON FACULTY Dollar	NON FACULTY FTE	EMPLOYEE BENEFITS	PERSONAL SERVICE CREDITS	TOTAL PERSONAL SERVICES	TOTAL OPERATING EXPENSES	TOTAL
31-7210-6010	LB905 SPCRF DURDEN	0	0.00	0	6.00	0	0	0	460,241	460,241
31-7210-6011	LB905 SPCRF META PATH	19,955	0.40	7,827	1.00	0	0	27,782	0	27,782
31-7210-6110	LB905 SPCRF COULTER	270,354	3.39	104,241	2.00	96,013	0	470,608	0	470,608
31-7210-6111	LB905 SPCRF RIZZINO1	0	0.00	31,874	0.50	0	0	31,874	0	31,874
31-7210-6113	LB905 SPCRF RIZZINO2	0	0.00	31,874	0.50	0	0	31,874	0	31,874
31-7210-6120	PCRG LB905 LIMURRY1	10,297	0.20	41,186	0.50	14,826	0	66,309	0	66,309
31-7210-6121	PCRG LB905 RIZZINO3	0	0.00	19,124	0.30	5,508	0	24,632	0	24,632
31-7210-6124	LB905 CoulterMahato1	4,244	0.05	35,568	1.00	11,466	0	51,278	0	51,278
31-7210-6500	LB905 SPRF Rollup	0	0.00	261,288	0.00	0	0	261,288	0	261,288
31-7210-6510	LB905 SPRF MurineMod	0	0.00	94,577	1.95	27,239	0	121,816	0	121,816
31-7210-6514	LB905 SPRF MURRY	38,610	0.75	0	0.00	0	0	38,610	0	38,610
31-7210-6525	LB905 SPCRF CHILDTUMR	21,640	0.40	24,829	0.55	0	0	46,469	0	46,469
31-7210-6526	LB905 SPRF DELETION	0	0.00	2,880	0.03	0	0	2,880	0	2,880
31-7210-6535	LB905 SPRF STK10INH	21,404	0.41	34,395	0.75	16,070	0	71,869	0	71,869
	TOTAL	**386,504**	**5.60**	**689,663**	**15.08**	**171,122**	**0**	**1,247,289**	**460,241**	**1,707,530**

UNMC-Federal Letter of Credit-736 Federal/Restricted

COST OBJECT		FACULTY Dollar	FACULTY FTE	NON FACULTY Dollar	NON FACULTY FTE	EMPLOYEE BENEFITS	PERSONAL SERVICE CREDITS	TOTAL PERSONAL SERVICES	TOTAL OPERATING EXPENSES	TOTAL
34-7220-3000005	CHRI Child Health Policy	33,150	0.25	114,998	1.78	31,826	0	179,974	0	179,974
34-7220-3001003	CHRI Child Health Policy	13,260	0.10	78,727	1.21	19,761	0	111,748	0	111,748
34-7220-3002006	CHRI	0	0.00	4,423	0.04	950	0	5,373	0	5,373
	TOTAL	**46,410**	**0.35**	**198,148**	**3.03**	**52,537**	**0**	**297,095**	**0**	**297,095**

UNMC-Trust-Grant/Cont/Loan/End-738 Trust/Restricted

COST OBJECT		FACULTY Dollar	FACULTY FTE	NON FACULTY Dollar	NON FACULTY FTE	EMPLOYEE BENEFITS	PERSONAL SERVICE CREDITS	TOTAL PERSONAL SERVICES	TOTAL OPERATING EXPENSES	TOTAL
36-7210-2001001	Children's Health Research Institute	1,740	0.02	0	0.00	395	0	2,135	0	2,135
36-7210-2003001	Children's Health Research Institute	1,896	0.02	0	0.00	430	0	2,326	0	2,326
36-7210-2004001	Children's Health Research Institute	2,060	0.02	0	0.00	467	0	2,527	0	2,527
36-7211-2001001	Children's Health Research Institute	3,702	0.09	5,944	0.08	2,189	0	11,835	0	11,835
36-7212-2001888	Children's Health Research Institute	2,652	0.02	0	0.00	601	0	3,253	0	3,253
36-7215-2003002	Cystic Fibrosis Care Teaching & Rsch	0	0.00	37,386	0.54	8,480	0	45,866	0	45,866
36-7215-2004002	Measurement of Beta Cell Death in Indivi	15,965	0.23	26,578	0.40	9,651	0	52,194	0	52,194
36-7215-2015001	CHRI General Research	0	0.00	22,725	0.40	5,155	0	27,880	0	27,880
37-7200-6001002	CHRI Executive Office	60,300	0.37	535,407	6.39	135,126	0	730,833	0	730,833
37-7210-2000001	CHRI	0	0.00	25,000	0.50	5,671	0	30,671	0	30,671
37-7213-2003001	Children's Health Research Institute	0	0.00	123,922	1.94	28,110	0	152,032	0	152,032

COST OBJECT LISTING BY SUB PROGRAM
2020-2021GENERAL OPERATING BUDGET
UNIVERSITY OF NEBRASKA MEDICAL CENTER

SUBPROGRAM #/NAME: 72 CHRI

UNMC-Trust-Grant/Cont/Loan/End-738 Trust/Restricted

COST OBJECT		FACULTY Dollar	FACULTY FTE	NON FACULTY Dollar	NON FACULTY FTE	EMPLOYEE BENEFITS	PERSONAL SERVICE CREDITS	TOTAL PERSONAL SERVICES	TOTAL OPERATING EXPENSES	TOTAL
37-7217-6001001	Child Health Research Institute	0	0.00	30,860	1.00	7,000	0	37,860	0	37,860
37-7217-6001010	CHRI Ortho Halanski Research Pkg	0	0.00	55,000	1.00	12,476	0	67,476	0	67,476
37-7218-6001100	CHRI Research Funds-Dr Tieshi Li Hire Pk	61,200	1.00	0	0.00	13,882	0	75,082	0	75,082
	TOTAL	**149,515**	**1.77**	**862,822**	**12.25**	**229,633**	**0**	**1,241,970**	**0**	**1,241,970**

UNMC-Auxiliary-739 Auxiliaries & Services/Restricted

COST OBJECT		FACULTY Dollar	FACULTY FTE	NON FACULTY Dollar	NON FACULTY FTE	EMPLOYEE BENEFITS	PERSONAL SERVICE CREDITS	TOTAL PERSONAL SERVICES	TOTAL OPERATING EXPENSES	TOTAL
33-7200-6003	CHRI PRO MAIN	0	0.00	1,296,031	19.09	360,077	0	1,656,108	0	1,656,108
	TOTAL	**0**	**0.00**	**1,296,031**	**19.09**	**360,077**	**0**	**1,656,108**	**0**	**1,656,108**
	SUB PROGRAM TOTAL	**582,429**	**8**	**3,046,664**	**49**	**813,369**	**0**	**4,442,462**	**460,241**	**4,902,703**

SUBPROGRAM #/NAME: 74 Anatomical Board

UNMC-Trust-Grant/Cont/Loan/End-738 Trust/Restricted

COST OBJECT		FACULTY Dollar	FACULTY FTE	NON FACULTY Dollar	NON FACULTY FTE	EMPLOYEE BENEFITS	PERSONAL SERVICE CREDITS	TOTAL PERSONAL SERVICES	TOTAL OPERATING EXPENSES	TOTAL
36-7405-1001001	Anatomical Board - Agency Accouint	0	0.00	108,458	1.43	24,600	0	133,058	0	133,058
	TOTAL	**0**	**0.00**	**108,458**	**1.43**	**24,600**	**0**	**133,058**	**0**	**133,058**
	SUB PROGRAM TOTAL	**0**	**0**	**108,458**	**1**	**24,600**	**0**	**133,058**	**0**	**133,058**

SUBPROGRAM #/NAME: 82 Munroe-Meyer State Support

UNMC-State General Fund-731 State & University Generated/Unrestricted

COST OBJECT		FACULTY Dollar	FACULTY FTE	NON FACULTY Dollar	NON FACULTY FTE	EMPLOYEE BENEFITS	PERSONAL SERVICE CREDITS	TOTAL PERSONAL SERVICES	TOTAL OPERATING EXPENSES	TOTAL
31-8207-0015	St Entity-Indep Livg	30,000	0.00	0	0.00	0	0	30,000	0	30,000
31-8207-0020	MMI Academic Affairs	34,849	0.20	33,799	0.49	19,770	0	88,418	0	88,418
31-8207-0030	MMI Info Tech	0	0.00	66,662	0.82	19,199	0	85,861	0	85,861
31-8207-4890	Education & Child Development	46,963	0.57	95,701	1.41	41,088	0	183,752	0	183,752
31-8207-5800	HB Munroe Salary	105,936	0.95	143,718	2.30	71,901	0	321,555	0	321,555
31-8207-6800	Administration	29,533	0.23	364,348	2.23	111,607	0	505,488	0	505,488
31-8207-6810	COSTSHARING/ 36-5507-3092-001	0	0.00	6,600	0.03	1,901	0	8,501	0	8,501
31-8207-6811	COSTSHARING/ 36-5507-3087-003	0	0.00	1,728	0.03	498	0	2,226	0	2,226
31-8207-7900	Business Office	0	0.00	323,093	4.40	93,051	0	416,144	0	416,144
31-8207-7910	Human Genetics Lab	108,341	0.80	0	0.00	31,202	0	139,543	0	139,543
31-8207-7920	Recreational Therapy	0	0.00	41,957	0.78	9,203	0	51,160	0	51,160
31-8207-7930	Severe Behavior	50,847	0.48	50,960	0.50	29,321	0	131,128	0	131,128
31-8207-8100	Genetic Medicine	304,009	2.26	174,363	2.39	128,003	0	606,375	0	606,375
31-8207-8190	Developmental Medicine	136,988	0.66	18,805	0.30	41,046	0	196,839	0	196,839
31-8207-8390	Occupational Therapy	0	0.00	43,893	0.66	9,761	0	53,654	0	53,654
31-8207-8490	Physical Therapy	109,389	1.00	34,914	0.50	41,559	0	185,862	0	185,862
31-8207-8550	LB901 MMI Psychology Internships	0	1.10	0	0.30	0	0	0	0	0
31-8207-8590	Psychology	470,402	5.06	47,912	0.84	137,524	0	655,838	0	655,838
31-8207-8592	UNO-UNMC MMI OWW ABA	39,685	0.40	0	0.00	11,228	0	50,913	0	50,913
31-8207-8593	COSTSHARING 36-5528-3000-002	0	0.15	0	0.30	0	0	0	0	0
31-8207-8690	Speech-Language Pathology	91,892	0.73	50,767	1.03	41,086	0	183,745	0	183,745

COST OBJECT LISTING BY SUB PROGRAM
2020-2021GENERAL OPERATING BUDGET
UNIVERSITY OF NEBRASKA MEDICAL CENTER

SUBPROGRAM #/NAME: 82 Munroe-Meyer State Support

UNMC-State General Fund-731 State & University Generated/Unrestricted

COST OBJECT		FACULTY Dollar	FACULTY FTE	NON FACULTY Dollar	NON FACULTY FTE	EMPLOYEE BENEFITS	PERSONAL SERVICE CREDITS	TOTAL PERSONAL SERVICES	TOTAL OPERATING EXPENSES	TOTAL
31-8207-8790	Administration Research	70,891	1.01	10,000	0.00	23,297	0	104,188	0	104,188
31-8207-8990	Feeding Disorders	82,817	1.91	27,680	0.50	13,258	0	123,755	0	123,755
31-8207-9400	LB994 Rural Behavioral Health Training	0	0.00	200,000	4.40	30,762	0	230,762	0	230,762
31-8207-9401	COSTSHARING/ 36-5528-3000-002	0	0.00	0	0.30	0	0	0	0	0
31-8208-0001	iCASD	109,402	0.93	62,795	0.80	45,849	0	218,046	0	218,046
31-8208-1000	Autism Care Toddler	17,840	0.20	0	0.00	5,139	0	22,979	0	22,979
31-8210-0400	POE - iCASD	146,573	2.02	54,199	1.20	52,215	0	252,987	0	252,987
31-8210-0500	Early Intervention	32,485	0.20	0	0.00	5,131	0	37,616	0	37,616
31-8210-0700	Virtual Care	16,491	0.20	0	0.00	4,749	0	21,240	0	21,240
31-8220-0090	POE-Genetic Medicine	173,787	0.97	0	0.00	41,451	0	215,238	0	215,238
31-8234-0001	UCEDD	41,901	0.60	0	0.00	12,068	0	53,969	0	53,969
	TOTAL	**2,251,021**	**22.62**	**1,853,894**	**26.50**	**1,072,867**	**0**	**5,177,782**	**0**	**5,177,782**
	SUB PROGRAM TOTAL	**2,251,021**	**23**	**1,853,894**	**27**	**1,072,867**	**0**	**5,177,782**	**0**	**5,177,782**

SUBPROGRAM #/NAME: 83 College of Medicine Clinical

UNMC-Trust-Grant/Cont/Loan/End-738 Trust/Restricted

COST OBJECT		FACULTY Dollar	FACULTY FTE	NON FACULTY Dollar	NON FACULTY FTE	EMPLOYEE BENEFITS	PERSONAL SERVICE CREDITS	TOTAL PERSONAL SERVICES	TOTAL OPERATING EXPENSES	TOTAL
37-8305-3001001	Facilities Management and Plant	0	0.00	424,102	5.50	96,200	0	520,302	0	520,302
37-8310-1002001	House Officer	0	0.00	377,093	4.95	85,536	0	462,629	0	462,629
37-8310-4001001	DDIF Administration	0	0.00	102,500	2.00	23,252	0	125,752	0	125,752
37-8320-1002001	House Officer	230,600	2.09	180,133	3.00	93,167	0	503,900	0	503,900
37-8320-1002002	House Officer Anesth Core Fac	203,586	2.55	67,785	1.30	61,554	0	332,925	0	332,925
37-8320-3001001	Clinical	6,213,007	55.14	10,000	0.00	1,411,567	0	7,634,574	0	7,634,574
37-8320-4001001	DDIF Administration	113,846	1.04	429,748	7.26	123,304	0	666,898	0	666,898
37-8320-4001998	COSTSHARE/ 36-5201-2014-001	2,998	0.03	0	0.00	680	0	3,678	0	3,678
37-8321-1002001	House Officer	204,212	2.93	87,712	1.50	66,217	0	358,141	0	358,141
37-8321-1002002	House Officer Fam Med Core Fac	176,128	2.26	0	0.00	39,951	0	216,079	0	216,079
37-8321-1002010	House Officer Fam Med Outstate Prog Dir	347,880	2.00	0	0.00	78,910	0	426,790	0	426,790
37-8321-3001001	Clinical	1,407,317	17.35	0	0.00	319,222	0	1,726,539	0	1,726,539
37-8321-4001001	DDIF Administration	635,986	6.89	155,577	2.52	179,551	0	971,114	0	971,114
37-8322-1001001	DDIF Instruction	0	0.00	2,803	0.03	636	0	3,439	0	3,439
37-8322-1002001	House Officer	0	0.00	119,899	2.00	27,196	0	147,095	0	147,095
37-8322-1002002	Med Peds IM-Admin	0	0.00	73,000	1.00	16,559	0	89,559	0	89,559
37-8322-1002003	House Officer IM-Admin Med Peds	55,833	1.34	28,498	0.50	19,128	0	103,459	0	103,459
37-8322-2001001	DDIF Research	10,272	0.09	9,547	0.10	4,496	0	24,315	0	24,315
37-8322-4001001	DDIF Administration	59,384	1.09	10,000	0.00	15,738	0	85,122	0	85,122
37-8322-4001002	DDIF Admin - IM Rsch Adm	0	0.00	105,279	2.00	23,880	0	129,159	0	129,159
37-8324-1001001	DDIF Instruction	0	0.00	24,400	0.33	5,535	0	29,935	0	29,935
37-8324-1002001	House Officer	241,325	2.93	77,609	1.40	72,344	0	391,278	0	391,278
37-8324-1002002	House Officer IM-Card Core Fac	57,240	1.18	0	0.00	12,983	0	70,223	0	70,223
37-8324-2001001	DDIF Research	194,915	2.07	251,883	4.54	101,347	0	548,145	0	548,145
37-8324-3001001	Clinical	514,613	6.60	0	0.00	116,730	0	631,343	0	631,343
37-8324-4001001	DDIF Administration	126,474	2.09	94,717	2.00	50,172	0	271,363	0	271,363
37-8325-2001001	DDIF Research	0	0.00	556,057	9.05	126,131	0	682,188	0	682,188
37-8326-1001001	DDIF Instruction	0	0.00	5,617	0.08	1,275	0	6,892	0	6,892
37-8326-1002001	House Officer	33,567	0.83	26,110	0.50	13,537	0	73,214	0	73,214
37-8326-1002002	House Officer IM-DEM Core Fac	14,671	0.23	0	0.00	3,328	0	17,999	0	17,999

COST OBJECT LISTING BY SUB PROGRAM
2020-2021GENERAL OPERATING BUDGET
UNIVERSITY OF NEBRASKA MEDICAL CENTER

SUBPROGRAM #/NAME: 83 College of Medicine Clinical

UNMC-Trust-Grant/Cont/Loan/End-738 Trust/Restricted

COST OBJECT		FACULTY Dollar	FACULTY FTE	NON FACULTY Dollar	NON FACULTY FTE	EMPLOYEE BENEFITS	PERSONAL SERVICE CREDITS	TOTAL PERSONAL SERVICES	TOTAL OPERATING EXPENSES	TOTAL
37-8326-2001001	DDIF Research	25,922	0.24	0	0.00	5,880	0	31,802	0	31,802
37-8326-3001001	Clinical	269,423	3.92	0	0.00	61,114	0	330,537	0	330,537
37-8327-1001001	DDIF Instruction	0	0.00	19,621	0.27	4,450	0	24,071	0	24,071
37-8327-1002002	House Officer IM-GM Core Fac	95,834	1.07	0	0.00	21,739	0	117,573	0	117,573
37-8327-2001001	DDIF Research	59,568	0.84	0	0.00	13,512	0	73,080	0	73,080
37-8327-3001001	Clinical	964,688	15.54	0	0.00	218,821	0	1,183,509	0	1,183,509
37-8327-4001001	DDIF Administration	0	0.00	126,018	3.00	28,585	0	154,603	0	154,603
37-8328-1001001	DDIF Instruction	0	0.00	10,709	0.15	2,430	0	13,139	0	13,139
37-8328-1002001	House Officer	53,500	0.50	38,401	0.80	20,846	0	112,747	0	112,747
37-8328-1002002	House Off IMGer Core Fac	14,943	0.29	0	0.00	3,389	0	18,332	0	18,332
37-8328-2001001	DDIF Research	44,398	0.64	89,001	1.54	30,259	0	163,658	0	163,658
37-8328-3001001	Clinical	26,195	0.24	22,500	0.30	11,046	0	59,741	0	59,741
37-8328-4001001	DDIF Administration	16,346	0.29	28,500	0.50	10,172	0	55,018	0	55,018
37-8329-1001001	DDIF Instruction	0	0.00	17,366	0.23	3,939	0	21,305	0	21,305
37-8329-1002001	House Officer	132,570	1.52	54,240	0.97	42,376	0	229,186	0	229,186
37-8329-1002002	House Officer IM-GI Core Fac	56,365	0.78	0	0.00	12,785	0	69,150	0	69,150
37-8329-2001001	DDIF Research	67,868	0.69	0	0.00	15,395	0	83,263	0	83,263
37-8329-3001001	Clinical	336,681	3.64	0	0.00	76,370	0	413,051	0	413,051
37-8329-4001001	DDIF Administration	54,533	0.52	96,520	0.00	34,264	0	185,317	0	185,317
37-8331-1001001	IM-HOSPITAL MEDICINE	0	0.00	64,872	1.00	14,715	0	79,587	0	79,587
37-8331-1002001	IM-Hospital Medicine	26,900	0.67	0	0.00	6,102	0	33,002	0	33,002
37-8331-1002002	IM Hospital Med-Core Faculty	186,500	3.64	0	0.00	42,305	0	228,805	0	228,805
37-8331-2001001	IM-Hospital Medicine	197,191	3.65	0	0.00	44,728	0	241,919	0	241,919
37-8331-3001001	IM-Hospital Medicine	1,400,033	27.42	0	0.00	317,570	0	1,717,603	0	1,717,603
37-8332-1002001	House Officer	50,000	0.61	27,000	0.60	17,466	0	94,466	0	94,466
37-8332-1002002	House Officer IM-ID Core Fac	3,027	0.06	0	0.00	687	0	3,714	0	3,714
37-8332-2001001	DDIF Research	74,798	1.33	0	0.00	16,967	0	91,765	0	91,765
37-8332-3001001	Clinical	418,048	5.86	0	0.00	94,825	0	512,873	0	512,873
37-8332-4001001	DDIF Administration	18,906	0.20	54,080	1.00	16,555	0	89,541	0	89,541
37-8334-1002001	House Officer	73,286	0.80	31,720	0.60	23,818	0	128,824	0	128,824
37-8334-1002002	House Officer IM-Onc Core Fac	18,328	0.27	0	0.00	4,157	0	22,485	0	22,485
37-8334-2001001	DDIF Research	47,470	0.83	16,897	0.50	14,600	0	78,967	0	78,967
37-8334-3001001	Clinical	973,798	12.03	0	0.00	220,887	0	1,194,685	0	1,194,685
37-8334-4001001	DDIF Administration	3,203	0.03	0	0.00	726	0	3,929	0	3,929
37-8335-2001001	Internal Medicine FPBCC-CRC	0	0.00	437,295	7.24	99,192	0	536,487	0	536,487
37-8337-1001001	DDIF Instruction	0	0.00	1,722	0.02	391	0	2,113	0	2,113
37-8337-1002001	House Officer	48,427	0.65	34,618	0.70	18,837	0	101,882	0	101,882
37-8337-1002002	House Officer - Sleep Fellowship	59,347	1.20	0	0.00	13,462	0	72,809	0	72,809
37-8337-1002003	House Officer - Sleep Fellowship	48,316	0.96	12,352	0.25	13,762	0	74,430	0	74,430
37-8337-2001001	DDIF Research	29,218	0.27	29,611	0.55	13,344	0	72,173	0	72,173
37-8337-3001001	Clinical	422,152	5.74	0	0.00	95,756	0	517,908	0	517,908
37-8337-4001001	DDIF Administration	96,090	0.92	0	0.00	21,796	0	117,886	0	117,886
37-8340-1001001	DDIF Instruction	0	0.00	39,780	0.59	9,023	0	48,803	0	48,803
37-8340-1002001	House Officer	22,528	0.23	14,250	0.25	8,342	0	45,120	0	45,120
37-8340-1002002	House Officer IM-Neph Core Fac	16,800	0.32	0	0.00	3,810	0	20,610	0	20,610
37-8340-3001001	Clinical	133,916	1.75	0	0.00	30,377	0	164,293	0	164,293
37-8341-1001001	DDIF Instruction	0	0.00	30,090	0.40	6,825	0	36,915	0	36,915
37-8341-1002001	House Officer	28,601	0.29	14,250	0.25	9,720	0	52,571	0	52,571
37-8341-1002002	House Officer IM-Rheu Core Fac	11,380	0.14	0	0.00	2,582	0	13,962	0	13,962
37-8341-2001001	DDIF Research	50,481	0.44	122,406	1.79	39,216	0	212,103	0	212,103
37-8341-3001001	Clinical	84,118	1.04	0	0.00	19,081	0	103,199	0	103,199

COST OBJECT LISTING BY SUB PROGRAM
2020-2021GENERAL OPERATING BUDGET
UNIVERSITY OF NEBRASKA MEDICAL CENTER

SUBPROGRAM #/NAME: 83 College of Medicine Clinical

UNMC-Trust-Grant/Cont/Loan/End-738 Trust/Restricted

COST OBJECT		FACULTY Dollar	FACULTY FTE	NON FACULTY Dollar	NON FACULTY FTE	EMPLOYEE BENEFITS	PERSONAL SERVICE CREDITS	TOTAL PERSONAL SERVICES	TOTAL OPERATING EXPENSES	TOTAL
37-8341-4001001	DDIF Administration	241,000	0.86	92,097	1.34	75,557	0	408,654	0	408,654
37-8350-1002001	House Officer	56,979	1.14	50,363	0.97	24,348	0	131,690	0	131,690
37-8350-1002002	Fellows Neurosciences	42,500	0.65	0	0.00	9,642	0	52,142	0	52,142
37-8350-2001001	DDIF Research	152,663	0.95	10,745	0.05	37,066	0	200,474	0	200,474
37-8350-3001001	Clinical	1,658,815	23.06	154,032	2.20	411,210	0	2,224,057	0	2,224,057
37-8350-4001001	DDIF Administration	22,001	0.38	359,874	6.15	86,621	0	468,496	0	468,496
37-8360-1002001	House Officer	66,861	0.63	45,000	1.00	25,373	0	137,234	0	137,234
37-8360-1002002	House Officer OB/GYN Core Fac	81,911	1.06	0	0.00	18,581	0	100,492	0	100,492
37-8360-2001001	DDIF Research	127,985	1.27	0	0.00	29,030	0	157,015	0	157,015
37-8360-3001001	Clinical	23,600	0.18	75,613	0.32	22,504	0	121,717	0	121,717
37-8360-4001001	DDIF Administration	0	0.00	60,824	1.31	13,796	0	74,620	0	74,620
37-8361-3001001	Clinical	295,518	3.13	0	0.00	67,032	0	362,550	0	362,550
37-8362-3001001	Clinical	86,028	1.19	0	0.00	19,514	0	105,542	0	105,542
37-8370-1002001	House Officer	0	0.00	26,000	0.50	5,898	0	31,898	0	31,898
37-8370-1002002	House Officer Opht Core Fac	70,828	1.15	0	0.00	16,066	0	86,894	0	86,894
37-8370-2001001	DDIF Research	139,201	0.90	0	0.00	31,575	0	170,776	0	170,776
37-8370-3001001	Clinical	362,113	7.07	0	0.00	82,138	0	444,251	0	444,251
37-8370-4001001	DDIF Administration	155,000	2.06	341,947	4.50	112,723	0	609,670	0	609,670
37-8380-1002001	House Officer	102,009	0.91	43,660	0.60	33,043	0	178,712	0	178,712
37-8380-1002002	House Officer Orth Core Fac	149,760	2.61	12,897	0.06	36,896	0	199,553	0	199,553
37-8380-2001001	DDIF Research	66,158	0.41	123,869	2.21	43,104	0	233,131	0	233,131
37-8380-3001001	Clinical	30,624	0.49	0	0.00	6,947	0	37,571	0	37,571
37-8380-4001001	DDIF Administration	337,515	5.46	506,214	8.70	191,384	0	1,035,113	0	1,035,113
37-8390-1001001	DDIF Instruction	116,912	0.46	60,584	0.20	40,261	0	217,757	0	217,757
37-8390-1002001	House Officer	23,807	0.47	50,178	0.94	16,781	0	90,766	0	90,766
37-8390-1002002	House Officer Otol Core Fac	42,600	0.95	0	0.00	9,662	0	52,262	0	52,262
37-8390-3001001	Clinical	608,412	8.84	0	0.00	138,006	0	746,418	0	746,418
37-8390-4001001	DDIF Administration	85,000	1.00	217,378	4.00	68,589	0	370,967	0	370,967
	TOTAL	**22,751,350**	**280.04**	**6,885,163**	**110.10**	**6,722,469**	**0**	**36,358,982**	**0**	**36,358,982**
	SUB PROGRAM TOTAL	**22,751,350**	**280**	**6,885,163**	**110**	**6,722,469**	**0**	**36,358,982**	**0**	**36,358,982**

SUBPROGRAM #/NAME: 84 College of Medicine Clinical

UNMC-Trust-Grant/Cont/Loan/End-738 Trust/Restricted

COST OBJECT		FACULTY Dollar	FACULTY FTE	NON FACULTY Dollar	NON FACULTY FTE	EMPLOYEE BENEFITS	PERSONAL SERVICE CREDITS	TOTAL PERSONAL SERVICES	TOTAL OPERATING EXPENSES	TOTAL
37-8430-1002001	House Officer	148,972	1.89	53,969	0.99	46,033	0	248,974	0	248,974
37-8430-1002002	House Officer Path Core Fac	178,449	2.34	0	0.00	40,478	0	218,927	0	218,927
37-8430-2001001	DDIF Research	631,592	4.97	10,000	0.00	147,403	0	788,995	0	788,995
37-8430-3001001	Clinical	767,797	7.76	49,093	0.12	185,296	0	1,002,186	0	1,002,186
37-8430-4001001	DDIF Administration	628,523	4.85	314,890	6.50	213,994	0	1,157,407	0	1,157,407
37-8430-4001002	Path Research Overhead	0	0.00	48,916	1.00	11,096	0	60,012	0	60,012
37-8430-4001003	Path Education Overhead	0	0.00	49,470	1.00	11,220	0	60,690	0	60,690
37-8432-1002001	MMI	37,114	0.18	0	0.00	8,418	0	45,532	0	45,532
37-8433-1002002	House Officer Psych Core Fac	43,160	0.72	0	0.00	9,789	0	52,949	0	52,949
37-8433-2001001	DDIF Research	31,680	0.36	0	0.00	7,186	0	38,866	0	38,866
37-8433-3001001	Clinical	527,062	5.20	38,143	0.80	128,205	0	693,410	0	693,410
37-8440-1002001	House Officer	87,532	1.04	21,147	0.40	24,651	0	133,330	0	133,330
37-8440-1002002	Rad Onc Medical Residency Program	65,591	0.71	43,498	0.18	24,744	0	133,833	0	133,833

COST OBJECT LISTING BY SUB PROGRAM
2020-2021GENERAL OPERATING BUDGET
UNIVERSITY OF NEBRASKA MEDICAL CENTER

SUBPROGRAM #/NAME: 84 College of Medicine Clinical

UNMC-Trust-Grant/Cont/Loan/End-738 Trust/Restricted

COST OBJECT		FACULTY Dollar	FACULTY FTE	NON FACULTY Dollar	NON FACULTY FTE	EMPLOYEE BENEFITS	PERSONAL SERVICE CREDITS	TOTAL PERSONAL SERVICES	TOTAL OPERATING EXPENSES	TOTAL
37-8440-2001001	DDIF Research	130,662	1.63	19,000	0.48	33,948	0	183,610	0	183,610
37-8440-3001001	Clinical	1,273,419	6.60	60,193	0.25	302,504	0	1,636,116	0	1,636,116
37-8440-4001001	DDIF Administration	336,981	1.37	266,685	4.56	136,930	0	740,596	0	740,596
37-8450-1001001	DDIF Instruction	0	0.00	10,213	0.11	2,316	0	12,529	0	12,529
37-8450-1002001	House Officer	48,103	0.51	77,343	0.97	28,455	0	153,901	0	153,901
37-8450-1002002	Residents-Diagnostic Radiology	175,332	1.24	0	0.00	39,770	0	215,102	0	215,102
37-8450-2001001	DDIF Research	48,080	0.47	0	0.00	10,906	0	58,986	0	58,986
37-8450-3001001	Clinical	1,919,094	21.98	15,000	0.00	438,713	0	2,372,807	0	2,372,807
37-8450-4001001	DDIF Administration	0	0.00	253,541	5.52	57,511	0	311,052	0	311,052
37-8460-1001001	DDIF Instruction	0	0.00	32,741	0.31	7,426	0	40,167	0	40,167
37-8460-1002001	House Officer	52,500	1.16	52,021	1.00	23,709	0	128,230	0	128,230
37-8460-1002002	HO Sur-Gen Core Fund	255,087	3.55	0	0.00	57,861	0	312,948	0	312,948
37-8460-4001001	DDIF Administration	0	0.00	65,888	0.29	14,946	0	80,834	0	80,834
37-8461-2001001	DDIF Research	1,104	0.02	0	0.00	250	0	1,354	0	1,354
37-8461-3001001	Clinical	212,328	3.25	0	0.00	48,162	0	260,490	0	260,490
37-8461-4001001	DDIF Administration	25,000	0.31	131,934	3.00	35,597	0	192,531	0	192,531
37-8462-1002001	House Officer	106,663	0.93	12,241	0.25	26,970	0	145,874	0	145,874
37-8462-1002002	HO Sur - Core Fund	18,961	0.30	0	0.00	4,301	0	23,262	0	23,262
37-8462-2001001	DDIF Research	15,348	0.19	0	0.00	3,482	0	18,830	0	18,830
37-8462-3001001	Clinical	79,421	1.38	0	0.00	18,014	0	97,435	0	97,435
37-8462-4001001	DDIF Administration	0	0.00	89,095	2.00	20,210	0	109,305	0	109,305
37-8463-1001001	DDIF Instruction	0	0.00	24,100	0.30	5,466	0	29,566	0	29,566
37-8463-3001001	Clinical	340,405	4.82	0	0.00	77,214	0	417,619	0	417,619
37-8463-4001001	DDIF Administration	0	0.00	66,528	0.90	15,092	0	81,620	0	81,620
37-8464-1001001	DDIF Instruction	0	0.00	8,160	0.11	1,850	0	10,010	0	10,010
37-8464-1002001	House Officer	64,149	0.72	36,619	0.48	22,858	0	123,626	0	123,626
37-8464-3001001	Clinical	178,447	3.00	0	0.00	40,477	0	218,924	0	218,924
37-8464-4001001	DDIF Administration	25,000	0.28	0	0.00	5,671	0	30,671	0	30,671
37-8465-1001001	DDIF Instruction	0	0.00	34,268	0.45	7,772	0	42,040	0	42,040
37-8465-1002001	House Officer	27,125	0.59	26,111	0.50	12,076	0	65,312	0	65,312
37-8465-1002002	HO Sur-Urol Core Fund	75,976	1.30	0	0.00	17,234	0	93,210	0	93,210
37-8465-2001001	DDIF Research	19,655	0.27	0	0.00	4,459	0	24,114	0	24,114
37-8465-3001001	Clinical	92,638	1.53	0	0.00	21,013	0	113,651	0	113,651
37-8465-4001001	DDIF Administration	0	0.00	25,000	0.00	5,671	0	30,671	0	30,671
37-8467-1001001	DDIF Instruction	0	0.00	22,581	0.27	5,123	0	27,704	0	27,704
37-8467-1002001	House Officer	32,249	0.71	24,482	0.50	12,869	0	69,600	0	69,600
37-8467-1002002	HO Sur-Plant Core Fund	31,642	0.45	0	0.00	7,177	0	38,819	0	38,819
37-8467-2001001	DDIF Research	10,091	0.22	0	0.00	2,289	0	12,380	0	12,380
37-8467-3001001	Clinical	248,184	3.22	0	0.00	56,296	0	304,480	0	304,480
37-8467-4001001	DDIF Administration	25,000	0.28	43,929	1.00	15,635	0	84,564	0	84,564
37-8468-1001001	DDIF Instruction	0	0.00	56,331	0.64	12,777	0	69,108	0	69,108
37-8468-1002001	House Officer	25,250	0.33	12,514	0.25	8,566	0	46,330	0	46,330
37-8468-2001001	DDIF Research	92,345	0.36	0	0.00	20,946	0	113,291	0	113,291
37-8468-3001001	Clinical	322,619	4.69	0	0.00	73,180	0	395,799	0	395,799
37-8468-4001001	DDIF Administration	25,000	0.25	191,774	4.06	49,171	0	265,945	0	265,945
37-8469-1002001	House Officer	75,018	1.00	12,241	0.25	19,793	0	107,052	0	107,052
37-8469-1002002	HO Sur-Vasc Core Fund	16,890	0.22	0	0.00	3,832	0	20,722	0	20,722
37-8469-2001001	DDIF Research	1,764	0.02	0	0.00	400	0	2,164	0	2,164
37-8469-3001001	Clinical	201,046	1.24	0	0.00	45,603	0	246,649	0	246,649
37-8469-4001001	DDIF Administration	0	0.00	111,480	2.00	25,287	0	136,767	0	136,767
37-8470-3001001	Clinical	446,973	6.93	0	0.00	101,387	0	548,360	0	548,360

COST OBJECT LISTING BY SUB PROGRAM
2020-2021GENERAL OPERATING BUDGET
UNIVERSITY OF NEBRASKA MEDICAL CENTER

SUBPROGRAM #/NAME: 84 College of Medicine Clinical

UNMC-Trust-Grant/Cont/Loan/End-738 Trust/Restricted

COST OBJECT		FACULTY Dollar	FACULTY FTE	NON FACULTY Dollar	NON FACULTY FTE	EMPLOYEE BENEFITS	PERSONAL SERVICE CREDITS	TOTAL PERSONAL SERVICES	TOTAL OPERATING EXPENSES	TOTAL
37-8470-4001001	DDIF Administration	25,000	0.38	135,701	3.00	36,452	0	197,153	0	197,153
37-8471-1001001	DDIF Instruction	0	0.00	39,559	0.43	8,974	0	48,533	0	48,533
37-8471-1002001	House Officer	19,850	0.25	24,000	0.50	9,947	0	53,797	0	53,797
37-8471-2001997	COSTSHARING/ 36-5360-2258-001	610	0.01	0	0.00	139	0	749	0	749
37-8471-3001001	Clinical	71,786	0.99	0	0.00	16,284	0	88,070	0	88,070
37-8471-4001001	DDIF Administration	55,000	0.36	128,000	2.50	41,510	0	224,510	0	224,510
37-8480-1002001	House Officer	110,033	2.00	93,035	1.41	46,062	0	249,130	0	249,130
37-8480-1002002	House Officer Emer Med Core Fac	132,385	2.47	0	0.00	30,029	0	162,414	0	162,414
37-8480-2001001	DDIF Research	89,814	0.98	0	0.00	20,373	0	110,187	0	110,187
37-8480-3001001	Clinical	668,207	8.56	100,100	0.60	174,275	0	942,582	0	942,582
37-8480-3001002	Clinical Emer-Med Bellevue	311,070	7.74	0	0.00	70,560	0	381,630	0	381,630
37-8480-4001001	DDIF Administration	148,555	2.12	286,598	3.76	98,707	0	533,860	0	533,860
37-8485-1002001	Neurosurgery	104,694	1.23	55,791	1.00	36,403	0	196,888	0	196,888
37-8485-1002002	House Off Neurosurg Core Fac	77,396	1.09	0	0.00	17,554	0	94,950	0	94,950
37-8485-2001001	Neurosurgery	127,901	1.93	58,081	1.00	42,186	0	228,168	0	228,168
37-8485-3001001	Neurosurgery	203,444	3.36	0	0.00	46,147	0	249,591	0	249,591
37-8485-4001001	Neurosurgery	40,000	1.00	268,379	2.72	69,950	0	378,329	0	378,329
37-8490-1002001	Otolaryngology	7,971	0.18	53,857	1.00	14,025	0	75,853	0	75,853
37-8490-3001001	Physical Med & Rehab	15,714	0.35	0	0.00	3,565	0	19,279	0	19,279
37-8495-1002001	Clinical Ent - Dermatology	31,900	0.64	22,440	0.40	12,326	0	66,666	0	66,666
37-8495-3001001	Clinical Ent - Dermatology	20,090	0.45	0	0.00	4,557	0	24,647	0	24,647
37-8495-4001001	Clinical Ent - Dermatology	253,440	5.00	345,932	4.90	135,956	0	735,328	0	735,328
37-8495-4001999	COSTSHARE/ 36-5395-2001-001	450	0.01	0	0.00	102	0	552	0	552
	TOTAL	**12,738,331**	**148.39**	**4,022,612**	**64.64**	**3,803,761**	**0**	**20,564,704**	**0**	**20,564,704**
	SUB PROGRAM TOTAL	**12,738,331**	**148**	**4,022,612**	**65**	**3,803,761**	**0**	**20,564,704**	**0**	**20,564,704**

SUBPROGRAM #/NAME: 96 Stores/Services

UNMC-Auxiliary-739 Auxiliaries & Services/Restricted

COST OBJECT		FACULTY Dollar	FACULTY FTE	NON FACULTY Dollar	NON FACULTY FTE	EMPLOYEE BENEFITS	PERSONAL SERVICE CREDITS	TOTAL PERSONAL SERVICES	TOTAL OPERATING EXPENSES	TOTAL
33-9605-0795	Eye Bank	0	0.00	422,399	7.00	117,355	0	539,754	622,370	1,162,124
33-9607-0236	Optical Shop	0	0.00	233,080	5.00	64,756	0	297,836	408,505	706,341
33-9696-0354	Tech Dev UNMC Budget	0	0.00	951,700	9.70	264,412	0	1,216,112	0	1,216,112
33-9696-0357	Technology Development	0	0.00	0	0.00	0	0	0	5,826	5,826
33-9696-0365	Advanced Surgical Technology	0	0.00	17,345	0.10	4,818	0	22,163	0	22,163
33-9696-0886	Child Care Center	0	0.00	652,194	20.00	181,199	0	833,393	22,775	856,168
	TOTAL	**0**	**0.00**	**2,276,718**	**41.80**	**632,540**	**0**	**2,909,258**	**1,059,476**	**3,968,734**
	SUB PROGRAM TOTAL	**0**	**0**	**2,276,718**	**42**	**632,540**	**0**	**2,909,258**	**1,059,476**	**3,968,734**

SUBPROGRAM #/NAME: 97 Clearing Centers

UNMC-Auxiliary-739 Auxiliaries & Services/Restricted

COST OBJECT		FACULTY Dollar	FACULTY FTE	NON FACULTY Dollar	NON FACULTY FTE	EMPLOYEE BENEFITS	PERSONAL SERVICE CREDITS	TOTAL PERSONAL SERVICES	TOTAL OPERATING EXPENSES	TOTAL
33-9705-0006	Purchased Utilities	0	0.00	0	0.00	0	0	0	61,924	61,924
33-9710-5450	Psychiatry Clinic	48,400	0.55	0	0.00	13,446	0	61,846	0	61,846
33-9710-6975	Nursing Resources And Develpmt	17,442	0.10	0	0.00	4,846	0	22,288	0	22,288

COST OBJECT LISTING BY SUB PROGRAM
2020-2021GENERAL OPERATING BUDGET
UNIVERSITY OF NEBRASKA MEDICAL CENTER

SUBPROGRAM #/NAME: 97 Clearing Centers

UNMC-Auxiliary-739 Auxiliaries & Services/Restricted

COST OBJECT		FACULTY Dollar	FACULTY FTE	NON FACULTY Dollar	NON FACULTY FTE	EMPLOYEE BENEFITS	PERSONAL SERVICE CREDITS	TOTAL PERSONAL SERVICES	TOTAL OPERATING EXPENSES	TOTAL
33-9710-7339	Clinical Nutrition	133,943	1.46	11,176	0.09	40,319	0	185,438	0	185,438
	TOTAL	**199,785**	**2.11**	**11,176**	**0.09**	**58,611**	**0**	**269,572**	**61,924**	**331,496**
	SUB PROGRAM TOTAL	**199,785**	**2**	**11,176**	**0**	**58,611**	**0**	**269,572**	**61,924**	**331,496**

SUBPROGRAM #/NAME: 98 Company Balance Sheets

UNMC-Federal Letter of Credit-736 Federal/Restricted

COST OBJECT		FACULTY Dollar	FACULTY FTE	NON FACULTY Dollar	NON FACULTY FTE	EMPLOYEE BENEFITS	PERSONAL SERVICE CREDITS	TOTAL PERSONAL SERVICES	TOTAL OPERATING EXPENSES	TOTAL
34-9899-0011011	Ant Awards-Instruction	0	0.00	0	0.00	0	0	0	19,599,980	19,599,980
34-9899-0022022	Ant Awards-Rsch Other	0	0.00	0	0.00	0	0	0	94,787,299	94,787,299
34-9899-0033033	Ant Awards - Community Service	0	0.00	0	0.00	0	0	0	3,298,528	3,298,528
34-9899-0060061	ANT AWARDS-INSTITUTIONAL ADMIN	0	0.00	0	0.00	0	0	0	2,608,440	2,608,440
	TOTAL	**0**	**0.00**	**0**	**0.00**	**0**	**0**	**0**	**120,294,247**	**120,294,247**

UNMC-Federal Advance-737 Federal/Restricted

COST OBJECT		FACULTY Dollar	FACULTY FTE	NON FACULTY Dollar	NON FACULTY FTE	EMPLOYEE BENEFITS	PERSONAL SERVICE CREDITS	TOTAL PERSONAL SERVICES	TOTAL OPERATING EXPENSES	TOTAL
35-9899-0021021	Ant Awards-Research Instr	0	0.00	0	0.00	0	0	0	5,260,889	5,260,889
	TOTAL	**0**	**0.00**	**0**	**0.00**	**0**	**0**	**0**	**5,260,889**	**5,260,889**

UNMC-Trust-Grant/Cont/Loan/End-738 Trust/Restricted

COST OBJECT		FACULTY Dollar	FACULTY FTE	NON FACULTY Dollar	NON FACULTY FTE	EMPLOYEE BENEFITS	PERSONAL SERVICE CREDITS	TOTAL PERSONAL SERVICES	TOTAL OPERATING EXPENSES	TOTAL
36-9899-0011011	Ant Awards - Instruction	0	0.00	0	0.00	0	0	0	42,867,635	42,867,635
36-9899-0022022	Ant Awards - Rsch Other	0	0.00	0	0.00	0	0	0	29,196,303	29,196,303
36-9899-0033033	Ant Awards - Community Svc	0	0.00	0	0.00	0	0	0	20,307,088	20,307,088
36-9899-0046046	Ant Awards-Academic Admin	0	0.00	0	0.00	0	0	0	5,628,657	5,628,657
36-9899-0054054	ANT Awards Student Services	0	0.00	0	0.00	0	0	0	28,789	28,789
36-9899-0060061	ANT AWARDS-INSTITUTIONAL ADMIN	0	0.00	0	0.00	0	0	0	390,365	390,365
36-9899-0081081	Ant Awards - Scholarships	0	0.00	0	0.00	0	0	0	2,096,125	2,096,125
	TOTAL	**0**	**0.00**	**0**	**0.00**	**0**	**0**	**0**	**100,514,962**	**100,514,962**

UNMC-Auxiliary-739 Auxiliaries & Services/Restricted

COST OBJECT		FACULTY Dollar	FACULTY FTE	NON FACULTY Dollar	NON FACULTY FTE	EMPLOYEE BENEFITS	PERSONAL SERVICE CREDITS	TOTAL PERSONAL SERVICES	TOTAL OPERATING EXPENSES	TOTAL
33-9813-0056	Accts Rec-Copy Center	0	0.00	0	0.00	0	0	0	56,000	56,000
33-9813-0159	UDA GENERAL	0	0.00	497,884	10.37	138,327	0	636,211	0	636,211
33-9813-0160	UDA PATHOLOGY	0	0.00	32,240	1.00	8,957	0	41,197	0	41,197
33-9854-0006	NCPS Contract	0	0.00	245,747	2.50	68,275	0	314,022	0	314,022
33-9854-0007	Univ Utah Agrmt	55,339	0.30	0	0.00	15,375	0	70,714	0	70,714
33-9899-0070	Ant Income Stores & Services	0	0.00	0	0.00	0	0	0	32,479,526	32,479,526
33-9899-0210	Ant Income-Research	0	0.00	0	0.00	0	0	0	26,062	26,062
33-9899-0910	Ant Inc Indep Operations	0	0.00	0	0.00	0	0	0	697,745	697,745
	TOTAL	**55,339**	**0.30**	**775,871**	**13.87**	**230,934**	**0**	**1,062,144**	**33,259,333**	**34,321,477**
	SUB PROGRAM TOTAL	**55,339**	**0**	**775,871**	**14**	**230,934**	**0**	**1,062,144**	**259,329,431**	**260,391,575**

COST OBJECT LISTING BY SUB PROGRAM
2020-2021GENERAL OPERATING BUDGET
UNIVERSITY OF NEBRASKA MEDICAL CENTER

COST OBJECT LISTING BY SUB PROGRAM
2020-2021GENERAL OPERATING BUDGET
UNIVERSITY OF NEBRASKA AT OMAHA

SUBPROGRAM #/NAME: 01 Academics Affairs

UNO-State General Fund-791 State & University Generated/Unrestricted

COST OBJECT		FACULTY Dollar	FACULTY FTE	NON FACULTY Dollar	NON FACULTY FTE	EMPLOYEE BENEFITS	PERSONAL SERVICE CREDITS	TOTAL PERSONAL SERVICES	TOTAL OPERATING EXPENSES	TOTAL
41-0101-0100	Sr V/C - Academic Affairs	0	0.00	1,438,917	11.52	374,850	0	1,813,767	74,911	1,888,678
41-0101-0200	Assessment Office	0	0.00	0	0.00	0	0	0	59,651	59,651
41-0101-0300	Collective Bargaining Expense	0	0.00	0	0.00	0	0	0	34,965	34,965
41-0102-0100	Candidate Expense	0	0.00	0	0.00	0	0	0	13,739	13,739
41-0103-0100	Program Development Curriculum Review	0	0.00	0	0.00	0	0	0	12,996	12,996
41-0104-0100	Faculty Senate	13,000	0.50	43,680	1.00	19,016	0	75,696	6,560	82,256
41-0105-0100	Memberships	0	0.00	0	0.00	0	0	0	73,189	73,189
41-0107-0100	Institutional Effectiveness	0	0.00	533,110	6.25	138,880	0	671,990	31,344	703,334
41-0107-0200	Academic Accreditation	0	0.00	0	0.00	0	0	0	15,000	15,000
	TOTAL	**13,000**	**0.50**	**2,015,707**	**18.77**	**532,746**	**0**	**2,561,453**	**322,355**	**2,883,808**

UNO-Federal Letter of Credit-796 Federal/Restricted

COST OBJECT		FACULTY Dollar	FACULTY FTE	NON FACULTY Dollar	NON FACULTY FTE	EMPLOYEE BENEFITS	PERSONAL SERVICE CREDITS	TOTAL PERSONAL SERVICES	TOTAL OPERATING EXPENSES	TOTAL
44-0108-1001201	DHS: NCITE Center Y1 ADMIN CORE 6/21	0	0.00	493,353	5.00	121,365	0	614,718	0	614,718
	TOTAL	**0**	**0.00**	**493,353**	**5.00**	**121,365**	**0**	**614,718**	**0**	**614,718**

UNO-Trust-Grant/Cont/Loan/End-798 Trust/Restricted

COST OBJECT		FACULTY Dollar	FACULTY FTE	NON FACULTY Dollar	NON FACULTY FTE	EMPLOYEE BENEFITS	PERSONAL SERVICE CREDITS	TOTAL PERSONAL SERVICES	TOTAL OPERATING EXPENSES	TOTAL
47-0101-2001100	UNF:Regents Professorships	10,000	0.00	0	0.00	2,170	0	12,170	0	12,170
47-0101-2002100	Jefferis Chr Of English	3,000	0.00	0	0.00	651	0	3,651	0	3,651
47-0101-2003100	Kayser Chair	10,000	0.00	0	0.00	2,170	0	12,170	0	12,170
47-0101-2004100	Kiewit Chair	20,000	0.00	0	0.00	4,340	0	24,340	0	24,340
47-0101-2006100	UNF:Ralph Wardle Prof-Arts & Sciences	3,000	0.00	0	0.00	651	0	3,651	0	3,651
47-0101-2007100	UNF:John Lucas Professorship-Bus Admin	5,000	0.00	0	0.00	1,085	0	6,085	0	6,085
47-0101-2008100	UNF:Paul Kennedy Prof-Education	3,000	0.00	0	0.00	651	0	3,651	0	3,651
47-0101-2009100	UNF:Edwin Clark Prof-Fine Arts	3,000	0.00	0	0.00	651	0	3,651	0	3,651
47-0101-2010100	UNF:David Scott Professorship-Cpacs	3,000	0.00	0	0.00	651	0	3,651	0	3,651
47-0101-2012100	UNF:William Hockett Professorship-Acctg	20,000	0.00	0	0.00	4,340	0	24,340	0	24,340
47-0101-2013100	UNF:James Earl Professorship Of Math	5,000	0.00	0	0.00	1,085	0	6,085	0	6,085
47-0101-2014100	Isaacson Chair	30,000	0.00	0	0.00	6,510	0	36,510	0	36,510
47-0101-2015100	UNF:Robert Reilly Prof-Communications	10,000	0.00	0	0.00	2,170	0	12,170	0	12,170
47-0101-2016100	UNF:Varner Professorship	10,000	0.00	0	0.00	2,170	0	12,170	0	12,170
47-0101-2017100	UNF: Nba Professor Of Banking	5,000	0.00	0	0.00	1,085	0	6,085	0	6,085
47-0101-2019100	UNF:Hollie Bethel Professor of Education	10,000	0.00	0	0.00	2,170	0	12,170	0	12,170
47-0101-2020100	UNF: Reynolds Professorship	10,000	0.00	0	0.00	2,170	0	12,170	0	12,170
47-0101-2021100	UNF:Durham Distinguished Professors Fund	30,000	0.00	0	0.00	6,510	0	36,510	0	36,510
47-0101-2022100	UNF: Spire Chair of Music	10,000	0.00	0	0.00	2,170	0	12,170	0	12,170
47-0101-2023100	UNF:Margaret Killian Diamond Prof-Educ	3,000	0.00	0	0.00	651	0	3,651	0	3,651
47-0101-2025100	UNF:Baright Professor of Real Estate	10,000	0.00	0	0.00	2,170	0	12,170	0	12,170
47-0101-2026100	UNF:Terry Haney Chair of Gerontology	15,000	0.00	0	0.00	3,255	0	18,255	0	18,255
47-0101-2029100	UNF:Marguerite Scribante Professorship	10,000	0.00	0	0.00	2,170	0	12,170	0	12,170
47-0101-2031100	Thompson Scholars Learning Community	93,570	1.30	530,584	10.00	135,442	0	759,596	0	759,596
47-0101-2032100	UNF:Maury and Nancy Lipton Fund	12,000	0.00	0	0.00	2,604	0	14,604	0	14,604
47-0101-2033100	UNF:James R. Schumacher Trust Fund	20,000	0.00	0	0.00	4,340	0	24,340	0	24,340
47-0101-2035100	UNF:Union Pacific Chair of IS&T	37,000	0.00	0	0.00	8,029	0	45,029	0	45,029
47-0101-2036100	UNF:Dr. George&Sally Haddix Chair STEM	25,000	0.00	0	0.00	5,425	0	30,425	0	30,425
47-0101-2037100	UNF:FirsTier Visiting Professorship IS&T	10,000	0.00	0	0.00	2,170	0	12,170	0	12,170
47-0101-2038100	UNF:Dr. George Haddix Chair in Math	20,000	0.00	0	0.00	4,340	0	24,340	0	24,340

COST OBJECT LISTING BY SUB PROGRAM
2020-2021GENERAL OPERATING BUDGET
UNIVERSITY OF NEBRASKA AT OMAHA

SUBPROGRAM #/NAME: 01 Academics Affairs

UNO-Trust-Grant/Cont/Loan/End-798 Trust/Restricted

COST OBJECT		FACULTY Dollar	FACULTY FTE	NON FACULTY Dollar	NON FACULTY FTE	EMPLOYEE BENEFITS	PERSONAL SERVICE CREDITS	TOTAL PERSONAL SERVICES	TOTAL OPERATING EXPENSES	TOTAL
47-0101-2039100	UNF:L&F Blumkin Professorship Holocaust	8,000	0.00	0	0.00	1,736	0	9,736	0	9,736
47-0101-2040100	UNF:John Langan Professorship Early Chil	10,000	0.00	0	0.00	2,170	0	12,170	0	12,170
47-0101-2041100	UNF:Blue Cross Blue Shield Chair	20,000	0.00	0	0.00	4,340	0	24,340	0	24,340
47-0101-2043100	UNF:Haddix Community Chair In Science	22,500	0.00	0	0.00	4,884	0	27,384	0	27,384
47-0101-2044100	UNF:S&F Khan Professorship of Biology	5,000	0.00	0	0.00	1,085	0	6,085	0	6,085
47-0101-2045100	UNF:Leo Missinne Professor Gerontology	5,000	0.00	0	0.00	1,085	0	6,085	0	6,085
47-0101-2046100	UNF:Dist. Research Chair in Biomechanics	20,000	0.00	0	0.00	4,340	0	24,340	0	24,340
47-0101-2047100	UNF:Dist Director Service Learning	0	0.00	20,000	0.00	4,340	0	24,340	0	24,340
47-0101-2048100	UNF:John Morgan Chair Inn,Entre&Franch	20,000	0.00	0	0.00	4,340	0	24,340	0	24,340
47-0101-2051100	UNF:Cheryl Prewett Clark Professorship	10,000	0.00	0	0.00	2,170	0	12,170	0	12,170
47-0101-2052100	UNF:Dr. Chuck Powell Professorship	3,000	0.00	0	0.00	651	0	3,651	0	3,651
47-0101-2053100	UNF:Haddix Comm Chair Physical Science	22,500	0.00	0	0.00	4,884	0	27,384	0	27,384
47-0101-2054100	UNF:Goldstein Comm Chair in Human Rights	20,000	0.00	0	0.00	4,340	0	24,340	0	24,340
47-0101-2057100	UNF:Koraleski CBA Professorship Coll Sci	10,000	0.00	0	0.00	2,170	0	12,170	0	12,170
47-0101-2060100	UNF:Julie Hefflinger Professorship Couns	10,000	0.00	0	0.00	2,170	0	12,170	0	12,170
	TOTAL	**641,570**	**1.30**	**550,584**	**10.00**	**258,701**	**0**	**1,450,855**	**0**	**1,450,855**
	SUB PROGRAM TOTAL	**654,570**	**2**	**3,059,644**	**34**	**912,812**	**0**	**4,627,026**	**322,355**	**4,949,381**

SUBPROGRAM #/NAME: 03 College of Public Affairs and Community Services

UNO-State General Fund-791 State & University Generated/Unrestricted

COST OBJECT		FACULTY Dollar	FACULTY FTE	NON FACULTY Dollar	NON FACULTY FTE	EMPLOYEE BENEFITS	PERSONAL SERVICE CREDITS	TOTAL PERSONAL SERVICES	TOTAL OPERATING EXPENSES	TOTAL
41-0301-0100	CPACS - Dean	0	0.00	524,563	4.47	136,655	0	661,218	11,912	673,130
41-0302-0100	CPACS - General	0	0.00	1,954	0.00	510	0	2,464	0	2,464
41-0302-0300	CPACS - Travel	0	0.00	0	0.00	0	0	0	2,563	2,563
41-0302-1400	CPACS Distance Education	0	0.00	0	0.00	0	0	0	630,426	630,426
41-0305-0100	Center for Public Affairs Rsch	48,234	0.47	102,461	0.96	39,258	0	189,953	12,741	202,694
41-0305-0200	Nebraska Policy Research	0	0.00	116,321	1.72	30,302	0	146,623	439	147,062
41-0305-0300	Labor Studies Institute	157,936	2.00	0	0.00	41,145	0	199,081	37,303	236,384
41-0306-0100	Criminal Justice	1,833,142	19.25	713,783	12.22	666,500	0	3,213,425	85,989	3,299,414
41-0306-0300	Juvenile Justice Institute	63,646	0.68	35,641	0.78	25,866	0	125,153	20,378	145,531
41-0306-0500	Nebraska Center for Justice Research	73,329	0.51	76,942	1.66	38,830	0	189,101	41,792	230,893
41-0306-1400	Criminal Justice Distance Ed	70,000	1.00	16,081	0.31	22,425	0	108,506	9,715	118,221
41-0307-0100	Aviation Institute	505,202	6.00	150,233	2.99	133,748	0	789,183	72,792	861,975
41-0308-0100	Public Administration	1,206,293	15.18	402,519	6.21	388,112	0	1,996,924	16,831	2,013,755
41-0308-0300	Masters of Public Health	0	0.00	0	0.00	0	0	0	566	566
41-0308-0400	Emergency Management	352,439	5.00	98,539	2.00	109,391	0	560,369	6,687	567,056
41-0308-0410	Tribal Emergency Management	124,552	2.00	22,564	0.50	38,326	0	185,442	6,000	191,442
41-0308-0600	Public Administration - NSGC	0	0.00	100,706	1.00	26,236	0	126,942	0	126,942
41-0309-0100	Gerontology	500,145	5.90	214,904	3.60	258,166	0	973,215	15,399	988,614
41-0309-0200	POE - Health Gerontologist	63,902	1.00	0	0.00	16,647	0	80,549	0	80,549
41-0309-1400	Gerontology Distance Education	17,248	0.00	0	0.00	4,493	0	21,741	0	21,741
41-0310-0100	Social Work	1,148,374	16.60	497,127	9.45	428,668	0	2,074,169	47,711	2,121,880
41-0310-1500	POE - SW Graduate Education	103,980	1.00	0	0.00	27,089	0	131,069	0	131,069
41-0311-0100	Low Income Support-Goodrich	449,560	5.90	265,690	4.70	166,143	0	881,393	23,100	904,493
	TOTAL	**6,717,982**	**82.49**	**3,340,028**	**52.57**	**2,598,510**	**0**	**12,656,520**	**1,042,344**	**13,698,864**

COST OBJECT LISTING BY SUB PROGRAM
2020-2021GENERAL OPERATING BUDGET
UNIVERSITY OF NEBRASKA AT OMAHA

SUBPROGRAM #/NAME: 03 College of Public Affairs and Community Services

UNO-State General Fund-791 Revolving/Designated

COST OBJECT		FACULTY Dollar	FACULTY FTE	NON FACULTY Dollar	NON FACULTY FTE	EMPLOYEE BENEFITS	PERSONAL SERVICE CREDITS	TOTAL PERSONAL SERVICES	TOTAL OPERATING EXPENSES	TOTAL
42-0302-0100	CPACS - Technology Fee	0	0.00	77,174	2.03	19,991	0	97,165	102,807	199,972
42-0302-0500	CPACS - Distance Education Fee	0	0.00	0	0.00	0	0	0	368,897	368,897
42-0306-0400	CJ - Distance Education Fee	0	0.00	10,250	0.25	2,655	0	12,905	0	12,905
42-0306-9015	FLP - Criminal Justice London Trip	5,000	0.00	0	0.00	1,295	0	6,295	273,919	280,214
42-0307-0300	Adv Simulatn Facility/Aviation Rsrc Cntr	0	0.00	0	0.00	0	0	0	57,000	57,000
42-0308-0100	Municipal Clerks Training	16,805	0.22	7,614	0.41	6,326	0	30,745	61,580	92,325
42-0308-0300	Aviation Fee	0	0.00	0	0.00	0	0	0	29,000	29,000
42-0310-0300	Social Work - Distance Education Fee	0	0.00	27,540	0.75	7,135	0	34,675	0	34,675
42-0310-0400	SW - Service Contracts - Harder	0	0.00	25,883	0.50	6,704	0	32,587	100,981	133,568
	TOTAL	**21,805**	**0.22**	**148,461**	**3.94**	**44,106**	**0**	**214,372**	**994,184**	**1,208,556**

UNO-Federal Letter of Credit-796 Federal/Restricted

COST OBJECT		FACULTY Dollar	FACULTY FTE	NON FACULTY Dollar	NON FACULTY FTE	EMPLOYEE BENEFITS	PERSONAL SERVICE CREDITS	TOTAL PERSONAL SERVICES	TOTAL OPERATING EXPENSES	TOTAL
44-0307-1019201	NASA: Neb Space Grant 6/21	0	0.00	120,642	2.00	29,679	0	150,321	0	150,321
	TOTAL	**0**	**0.00**	**120,642**	**2.00**	**29,679**	**0**	**150,321**	**0**	**150,321**

UNO-Trust-Grant/Cont/Loan/End-798 Trust/Restricted

COST OBJECT		FACULTY Dollar	FACULTY FTE	NON FACULTY Dollar	NON FACULTY FTE	EMPLOYEE BENEFITS	PERSONAL SERVICE CREDITS	TOTAL PERSONAL SERVICES	TOTAL OPERATING EXPENSES	TOTAL
46-0305-1005100	UNK: NDOR/FTA Rural Tran 12/21	0	0.00	151,413	2.92	32,857	0	184,270	0	184,270
46-0305-1006100	OLSSON: US DOT NE Mobility Mgmt 7/22	0	0.00	75,000	1.00	16,275	0	91,275	0	91,275
46-0306-0039100	NCLECJ: EB-NE 11/20	0	0.00	47,361	1.22	10,276	0	57,637	0	57,637
46-0306-1088100	Lancaster Co: Reentry Project	29,786	0.32	0	0.00	6,463	0	36,249	0	36,249
47-0306-2004100	UNF:John Morgan Fund	52,104	0.49	73,415	1.50	27,237	0	152,756	0	152,756
47-0307-2002100	UNF:Aviation Institute Professorship	6,500	0.00	0	0.00	1,412	0	7,912	0	7,912
47-0309-2011100	UNF:Terry Haney Fund for Gerontology	16,714	0.25	0	0.00	3,627	0	20,341	0	20,341
47-0309-2012100	UNF:Vetter Foundation for Gerontology	9,802	0.14	0	0.00	2,127	0	11,929	0	11,929
	TOTAL	**114,906**	**1.20**	**347,189**	**6.64**	**100,274**	**0**	**562,369**	**0**	**562,369**
	SUB PROGRAM TOTAL	**6,854,693**	**84**	**3,956,320**	**65**	**2,772,569**	**0**	**13,583,582**	**2,036,528**	**15,620,110**

SUBPROGRAM #/NAME: 05 College of Arts and Sciences

UNO-State General Fund-791 State & University Generated/Unrestricted

COST OBJECT		FACULTY Dollar	FACULTY FTE	NON FACULTY Dollar	NON FACULTY FTE	EMPLOYEE BENEFITS	PERSONAL SERVICE CREDITS	TOTAL PERSONAL SERVICES	TOTAL OPERATING EXPENSES	TOTAL
41-0501-0100	Dean Arts & Sciences	0	0.00	555,854	5.52	138,644	0	694,498	30,270	724,768
41-0502-0100	Arts & Science General	136,317	5.06	525,274	10.27	135,646	0	797,237	4,276	801,513
41-0502-0110	Chuck Hagel Symposium (CHS)	0	0.00	0	0.00	0	0	0	15,000	15,000
41-0502-0400	Arts & Sciences - Animal Care	0	0.00	0	0.00	0	0	0	14,422	14,422
41-0502-0600	Radiological H & S	0	0.00	0	0.00	0	0	0	944	944
41-0502-0700	OLLAS-Latino & Latin American Studies	0	0.00	1,161	0.06	345	0	1,506	11,566	13,072
41-0502-0800	Native American Studies	3,600	0.00	18,706	0.56	5,810	0	28,116	2,080	30,196
41-0502-0900	Women & Gender Studies	8,000	0.00	1,161	0.06	2,386	0	11,547	5,156	16,703
41-0502-1010	Faculty Travel	0	0.00	0	0.00	0	0	0	49,167	49,167
41-0502-1100	Math/Science Center	51,969	0.75	39,926	1.31	23,940	0	115,835	27,482	143,317
41-0502-1400	Arts & Sciences Distance Education	49,490	0.50	20,165	0.29	18,147	0	87,802	909,535	997,337
41-0504-0100	Health Careers Resource Center	22,000	0.00	96,000	2.00	30,741	0	148,741	0	148,741

COST OBJECT LISTING BY SUB PROGRAM
2020-2021GENERAL OPERATING BUDGET
UNIVERSITY OF NEBRASKA AT OMAHA

SUBPROGRAM #/NAME: 05 College of Arts and Sciences

UNO-State General Fund-791 State & University Generated/Unrestricted

COST OBJECT		FACULTY Dollar	FACULTY FTE	NON FACULTY Dollar	NON FACULTY FTE	EMPLOYEE BENEFITS	PERSONAL SERVICE CREDITS	TOTAL PERSONAL SERVICES	TOTAL OPERATING EXPENSES	TOTAL
41-0505-0100	Biology	1,793,266	24.70	569,008	12.43	587,109	0	2,949,383	80,603	3,029,986
41-0505-0300	Environmental Studies Program	3,600	0.00	2,709	0.00	1,644	0	7,953	1,673	9,626
41-0505-0400	Glacier Creek Preserve	0	0.00	37,363	1.00	9,734	0	47,097	4,179	51,276
41-0505-0500	Allwine Radiological Safety	0	0.00	0	0.00	0	0	0	2,514	2,514
41-0505-0600	POE - UNO/UNMC Biomedical Research Pgm	0	0.00	62,945	0.93	16,397	0	79,342	18,400	97,742
41-0505-1500	POE - Biology Neuroscience	71,920	1.00	0	0.00	18,736	0	90,656	0	90,656
41-0506-0100	Black Studies	308,596	4.40	94,757	1.68	105,078	0	508,431	4,571	513,002
41-0507-0100	Chemistry	1,059,892	16.25	112,502	2.77	305,422	0	1,477,816	43,303	1,521,119
41-0508-0100	English	1,778,831	27.40	354,075	7.41	512,443	0	2,645,349	29,473	2,674,822
41-0508-0300	English - Writing Center	0	0.00	49,121	2.35	12,796	0	61,917	19,943	81,860
41-0510-0100	Foreign Languages	915,348	12.55	101,801	1.60	264,977	0	1,282,126	16,764	1,298,890
41-0511-0100	Geography	913,109	11.40	279,753	5.57	310,752	0	1,503,614	24,197	1,527,811
41-0511-0300	Geology Field Travel	0	0.00	0	0.00	0	0	0	5,297	5,297
41-0512-0100	History	959,232	13.40	178,736	3.64	296,454	0	1,434,422	19,544	1,453,966
41-0514-0100	Mathematics	1,705,072	19.50	295,228	7.73	521,099	0	2,521,399	38,982	2,560,381
41-0514-0300	POE - Mathematics Data Science	71,200	1.00	0	0.00	18,549	0	89,749	0	89,749
41-0515-0100	Philosophy	491,669	7.15	69,447	1.10	146,176	0	707,292	5,666	712,958
41-0515-1000	Religion	435,418	6.40	69,893	1.10	131,638	0	636,949	5,667	642,616
41-0516-0100	Physics	689,746	10.40	168,679	3.06	223,631	0	1,082,056	16,647	1,098,703
41-0517-0100	Political Science	681,064	9.90	109,666	2.03	205,993	0	996,723	10,172	1,006,895
41-0518-0100	Psychology	1,741,991	20.90	543,355	11.81	595,355	0	2,880,701	29,980	2,910,681
41-0519-0100	Sociology	1,083,058	14.90	107,672	2.12	326,610	0	1,517,340	30,496	1,547,836
	TOTAL	**14,974,388**	**207.56**	**4,464,957**	**88.40**	**4,966,252**	**0**	**24,405,597**	**1,477,969**	**25,883,566**

UNO-State General Fund-791 Revolving/Designated

COST OBJECT		FACULTY Dollar	FACULTY FTE	NON FACULTY Dollar	NON FACULTY FTE	EMPLOYEE BENEFITS	PERSONAL SERVICE CREDITS	TOTAL PERSONAL SERVICES	TOTAL OPERATING EXPENSES	TOTAL
42-0502-0100	A&S - Technology Fee	0	0.00	130,403	1.63	33,778	0	164,181	244,698	408,879
42-0502-0500	A&S - Distance Education Fee	37,685	0.50	45,000	1.00	33,275	0	115,960	497,635	613,595
42-0505-0200	Biology Lab Fee	0	0.00	0	0.00	0	0	0	48,000	48,000
42-0505-0400	Neuroscience Lab	0	0.00	0	0.00	0	0	0	8,159	8,159
42-0505-0900	Biology Dual Enrollment Program	0	0.00	22,000	0.40	5,699	0	27,699	1,638	29,337
42-0507-0100	Chemistry Lab Fee	0	0.00	0	0.00	0	0	0	59,000	59,000
42-0508-0100	English Reading Lab Fee	0	0.00	0	0.00	0	0	0	425	425
42-0508-0400	Composition Computer Fee	0	0.00	0	0.00	0	0	0	4,600	4,600
42-0508-0500	English Dual Enrollment Program	0	0.00	8,837	0.20	2,290	0	11,127	6,792	17,919
42-0510-0100	Foreign Language Lab Fee	0	0.00	0	0.00	0	0	0	1,400	1,400
42-0511-0200	Geology Lab/Field Trip	0	0.00	0	0.00	0	0	0	6,200	6,200
42-0511-0300	Geography Lab/Field Trip	0	0.00	0	0.00	0	0	0	7,000	7,000
42-0512-0800	Western History Association	0	0.00	0	0.00	0	0	0	40,574	40,574
42-0514-0100	Mathematics Lab Fee	0	0.00	0	0.00	0	0	0	13,000	13,000
42-0516-0100	Physics - Special Materials	0	0.00	0	0.00	0	0	0	9,000	9,000
42-0516-0400	Planetarium	0	0.00	15,810	0.60	4,096	0	19,906	19,771	39,677
42-0516-0500	Science Store	0	0.00	0	0.00	0	0	0	10,000	10,000
42-0516-0600	Summer Camps	0	0.00	202,059	0.50	52,342	0	254,401	263,112	517,513
42-0518-0100	Psychology Lab Fees	0	0.00	0	0.00	0	0	0	13,000	13,000
	TOTAL	**37,685**	**0.50**	**424,109**	**4.33**	**131,480**	**0**	**593,274**	**1,254,004**	**1,847,278**

COST OBJECT LISTING BY SUB PROGRAM
2020-2021GENERAL OPERATING BUDGET
UNIVERSITY OF NEBRASKA AT OMAHA

SUBPROGRAM #/NAME: 05 College of Arts and Sciences

UNO-Trust-Grant/Cont/Loan/End-798 Trust/Restricted

COST OBJECT		FACULTY Dollar	FACULTY FTE	NON FACULTY Dollar	NON FACULTY FTE	EMPLOYEE BENEFITS	PERSONAL SERVICE CREDITS	TOTAL PERSONAL SERVICES	TOTAL OPERATING EXPENSES	TOTAL
46-0505-2011100	UNF:Teacher-Researcher Partnership 18-21	0	0.00	53,795	1.00	11,674	0	65,469	0	65,469
46-0519-0013100	MSS:ExecDirector 12/21	0	0.00	62,795	1.00	13,627	0	76,422	0	76,422
47-0501-2001100	UNF:N&H Schwalb Center for Israel&Jewish	73,325	1.00	11,932	0.34	18,502	0	103,759	0	103,759
47-0502-2015100	UNF:Sherwood Foundation for UNO OLLAS	0	0.00	44,533	1.08	9,664	0	54,197	0	54,197
47-0502-2020100	UNF:OLLAS Community Engagement Fund	0	0.00	38,501	1.00	8,356	0	46,857	0	46,857
47-0502-2030100	UNF:L&S Goldstein Center in Human Rights	0	0.00	12,000	0.26	2,604	0	14,604	0	14,604
47-0502-2036100	UNF:Fried Holocaust & Genocide Education	0	0.00	4,000	0.09	868	0	4,868	0	4,868
47-0502-2040100	UNF:Goldstein Chair Research/Creative	0	0.00	2,000	0.04	434	0	2,434	0	2,434
47-0502-2042100	UNF:Turkey Creek Preserve Char Found	22,500	0.00	0	0.00	4,884	0	27,384	0	27,384
47-0508-2008100	UNF:Yvette Kinney Creative Nonfiction	3,000	0.00	0	0.00	651	0	3,651	0	3,651
47-0512-2002203	UNF:Martin Prof of West American History	4,500	0.00	0	0.00	978	0	5,478	0	5,478
47-0512-2002204	UNF:Martin Prof of History	4,500	0.00	0	0.00	978	0	5,478	0	5,478
47-0516-2001100	Milo Bail Chair Of Physics	10,000	0.00	0	0.00	2,170	0	12,170	0	12,170
	TOTAL	**117,825**	**1.00**	**229,556**	**4.81**	**75,390**	**0**	**422,771**	**0**	**422,771**
	SUB PROGRAM TOTAL	**15,129,898**	**209**	**5,118,622**	**98**	**5,173,122**	**0**	**25,421,642**	**2,731,973**	**28,153,615**

SUBPROGRAM #/NAME: 06 College of Business Administration

UNO-State General Fund-791 State & University Generated/Unrestricted

COST OBJECT		FACULTY Dollar	FACULTY FTE	NON FACULTY Dollar	NON FACULTY FTE	EMPLOYEE BENEFITS	PERSONAL SERVICE CREDITS	TOTAL PERSONAL SERVICES	TOTAL OPERATING EXPENSES	TOTAL
41-0601-0100	Dean College of Business Administration	0	0.00	666,106	6.63	173,527	0	839,633	22,922	862,555
41-0602-0100	Business Administration - General	5,969,848	48.78	1,551,184	23.81	1,989,308	0	9,510,340	174,084	9,684,424
41-0602-0200	Business Administration - Travel	0	0.00	0	0.00	0	0	0	33,287	33,287
41-0602-0600	CBA Differential - Personnel	984,670	11.50	402,808	7.52	361,453	0	1,748,931	12,497	1,761,428
41-0602-0700	CBA Differential - Support	0	0.00	25,434	1.36	6,626	0	32,060	0	32,060
41-0602-1400	Business Distance Education	0	0.00	53,029	1.00	13,815	0	66,844	303,866	370,710
41-0606-0100	Nebraska Business Development Center	0	0.00	583,607	7.81	152,036	0	735,643	101,656	837,299
41-0608-0200	POE Business Analytics	47,928	0.50	0	0.00	12,485	0	60,413	0	60,413
41-0610-0300	POE - Supply Chain Management	92,056	0.72	0	0.00	23,982	0	116,038	0	116,038
	TOTAL	**7,094,502**	**61.50**	**3,282,168**	**48.13**	**2,733,232**	**0**	**13,109,902**	**648,312**	**13,758,214**

UNO-State General Fund-791 Revolving/Designated

COST OBJECT		FACULTY Dollar	FACULTY FTE	NON FACULTY Dollar	NON FACULTY FTE	EMPLOYEE BENEFITS	PERSONAL SERVICE CREDITS	TOTAL PERSONAL SERVICES	TOTAL OPERATING EXPENSES	TOTAL
42-0602-0100	CBA - Technology Fee	0	0.00	11,342	0.15	2,937	0	14,279	166,717	180,996
42-0602-0150	CBA Career Fair	0	0.00	0	0.00	0	0	0	20,000	20,000
42-0602-0600	CBA - Distance Education Fee	0	0.00	0	0.00	0	0	0	288,855	288,855
42-0602-0900	Business Administration Lab Fee	0	0.00	0	0.00	0	0	0	4,500	4,500
42-0602-1200	Commerce and Applied Behavioral Lab	0	0.00	0	0.00	0	0	0	24,000	24,000
42-0605-0100	Executive MBA Program	0	0.00	236,038	3.53	61,143	0	297,181	416,474	713,655
42-0605-0200	Executive Education	71,226	0.00	37,398	1.00	28,137	0	136,761	89,975	226,736
42-0606-0200	NBDC Training	55,378	0.00	392,385	7.00	115,990	0	563,753	359,820	923,573
42-0607-0200	Accounting & Statistics Lab Fee	0	0.00	0	0.00	0	0	0	25,000	25,000
42-0608-0400	Real Estate Investments	0	0.00	0	0.00	0	0	0	1,500	1,500
42-0609-0400	Financial Management	0	0.00	0	0.00	0	0	0	11,800	11,800
42-0609-0500	Financial Markets	0	0.00	0	0.00	0	0	0	32,000	32,000
42-0610-0400	Management Lab Fee	0	0.00	0	0.00	0	0	0	11,000	11,000

COST OBJECT LISTING BY SUB PROGRAM
2020-2021GENERAL OPERATING BUDGET
UNIVERSITY OF NEBRASKA AT OMAHA

SUBPROGRAM #/NAME: 06 College of Business Administration

	TOTAL	**126,604**	**0.00**	**677,163**	**11.68**	**208,207**	**0**	**1,011,974**	**1,451,641**	**2,463,615**

UNO-Federal Advance-797 Federal/Restricted

COST OBJECT		FACULTY Dollar	FACULTY FTE	NON FACULTY Dollar	NON FACULTY FTE	EMPLOYEE BENEFITS	PERSONAL SERVICE CREDITS	TOTAL PERSONAL SERVICES	TOTAL OPERATING EXPENSES	TOTAL
45-0606-1092100	SBDC: Coop Agreement 12/18	0	0.00	84,377	0.48	20,756	0	105,133	0	105,133
45-0606-1098201	EDA: UC Grant 9/20	0	0.00	73,000	1.00	17,958	0	90,958	0	90,958
45-0606-1099100	DoD: PTAC 12/19	0	0.00	91,283	2.12	22,456	0	113,739	0	113,739
45-0606-1104100	SBA: Portability Flood Project 11/20	0	0.00	18,145	0.22	4,463	0	22,608	0	22,608
45-0606-1105100	DoD: PTAC 12/20	0	0.00	546,964	9.41	134,553	0	681,517	0	681,517
	TOTAL	**0**	**0.00**	**813,769**	**13.23**	**200,186**	**0**	**1,013,955**	**0**	**1,013,955**

UNO-Trust-Grant/Cont/Loan/End-798 Trust/Restricted

COST OBJECT		FACULTY Dollar	FACULTY FTE	NON FACULTY Dollar	NON FACULTY FTE	EMPLOYEE BENEFITS	PERSONAL SERVICE CREDITS	TOTAL PERSONAL SERVICES	TOTAL OPERATING EXPENSES	TOTAL
47-0601-2002100	UNF:Carl Mammel UNO CBA Excellence Dea	10,000	0.00	0	0.00	2,170	0	12,170	0	12,170
47-0602-2002100	UNF:Wy & Gt Lindley Fund	5,000	0.00	0	0.00	1,085	0	6,085	0	6,085
47-0602-2003100	UNF:Noddle Distnd Prof Management	10,000	0.00	0	0.00	2,170	0	12,170	0	12,170
47-0602-2004100	UNF:CBA Distinguished Professorship	10,000	0.00	0	0.00	2,170	0	12,170	0	12,170
47-0602-2005100	UNF:Dist Alumni Prof Of Accounting	10,000	0.00	0	0.00	2,170	0	12,170	0	12,170
47-0602-2006100	UNF:Union Pacific Prof Of Acctg	5,000	0.00	0	0.00	1,085	0	6,085	0	6,085
47-0602-2007100	Spencer Accounting Professorship	6,000	0.00	0	0.00	1,302	0	7,302	0	7,302
47-0602-2011100	UNF: Cloud Prof of Investment Sciences	10,000	0.00	0	0.00	2,170	0	12,170	0	12,170
47-0602-2042100	UNF:UNO CBA Real Estate Excellence Fund	10,000	0.00	0	0.00	2,170	0	12,170	0	12,170
	TOTAL	**76,000**	**0.00**	**0**	**0.00**	**16,492**	**0**	**92,492**	**0**	**92,492**
	SUB PROGRAM TOTAL	**7,297,106**	**62**	**4,773,100**	**73**	**3,158,117**	**0**	**15,228,323**	**2,099,953**	**17,328,276**

SUBPROGRAM #/NAME: 07 College of Communication, Fine Arts and Media

UNO-State General Fund-791 State & University Generated/Unrestricted

COST OBJECT		FACULTY Dollar	FACULTY FTE	NON FACULTY Dollar	NON FACULTY FTE	EMPLOYEE BENEFITS	PERSONAL SERVICE CREDITS	TOTAL PERSONAL SERVICES	TOTAL OPERATING EXPENSES	TOTAL
41-0701-0100	Dean CFAM	0	0.00	396,856	3.00	103,386	0	500,242	32,230	532,472
41-0702-0100	CFAM General	264,390	0.75	253,807	6.60	134,997	0	653,194	46,672	699,866
41-0702-1400	CFAM Distance Education	0	0.00	156,078	3.75	51,341	0	207,419	272,780	480,199
41-0704-0100	School of the Arts - Director	4,000	0.00	69,922	0.60	19,258	0	93,180	21,530	114,710
41-0705-0100	Art and Art History	948,982	15.40	41,220	0.60	257,958	0	1,248,160	15,748	1,263,908
41-0705-0200	Fine Arts Press	45,749	1.00	0	0.00	11,919	0	57,668	1,763	59,431
41-0705-0300	Art - Gallery	0	0.00	0	0.00	0	0	0	8,350	8,350
41-0705-0400	Art and Art History Equipment Replacemnt	0	0.00	0	0.00	0	0	0	15,000	15,000
41-0706-0100	Music	1,273,217	20.65	250,691	4.88	396,994	0	1,920,902	78,957	1,999,859
41-0706-0200	Band	0	0.00	0	0.00	0	0	0	10,254	10,254
41-0706-0300	Marching/Pep Bands	0	0.00	0	0.00	0	0	0	59,219	59,219
41-0706-0400	Choir	0	0.00	0	0.00	0	0	0	6,500	6,500
41-0706-0500	Band Replacement	0	0.00	0	0.00	0	0	0	9,463	9,463
41-0707-0100	Theatre	592,974	8.80	68,877	0.93	172,419	0	834,270	12,083	846,353
41-0707-0200	Theatre - Production	0	0.00	0	0.00	0	0	0	19,655	19,655
41-0708-0100	Writers Workshop	372,595	5.40	47,208	0.60	109,364	0	529,167	4,594	533,761
41-0708-0200	Writers Workshop - Student Activities	0	0.00	0	0.00	0	0	0	3,651	3,651
41-0708-1400	MFAW Distance Education	0	0.00	43,970	1.00	11,455	0	55,425	0	55,425
41-0720-0100	Communication	1,915,381	31.97	323,264	6.86	572,508	0	2,811,153	33,025	2,844,178
41-0720-0300	Forensics	0	0.00	1,926	0.10	502	0	2,428	39,077	41,505

COST OBJECT LISTING BY SUB PROGRAM
2020-2021GENERAL OPERATING BUDGET
UNIVERSITY OF NEBRASKA AT OMAHA

SUBPROGRAM #/NAME: 07 College of Communication, Fine Arts and Media

UNO-State General Fund-791 State & University Generated/Unrestricted

COST OBJECT		FACULTY Dollar	FACULTY FTE	NON FACULTY Dollar	NON FACULTY FTE	EMPLOYEE BENEFITS	PERSONAL SERVICE CREDITS	TOTAL PERSONAL SERVICES	TOTAL OPERATING EXPENSES	TOTAL
41-0720-0400	Communication - Speech Center	45,739	1.00	13,863	0.33	15,528	0	75,130	15,343	90,473
41-0730-0100	Television	0	0.00	261,848	4.35	68,215	0	330,063	14,219	344,282
41-0731-0100	Radio	0	0.00	447,627	10.65	116,613	0	564,240	28,668	592,908
	TOTAL	**5,463,027**	**84.97**	**2,377,157**	**44.25**	**2,042,457**	**0**	**9,882,641**	**748,781**	**10,631,422**

UNO-State General Fund-791 Revolving/Designated

COST OBJECT		FACULTY Dollar	FACULTY FTE	NON FACULTY Dollar	NON FACULTY FTE	EMPLOYEE BENEFITS	PERSONAL SERVICE CREDITS	TOTAL PERSONAL SERVICES	TOTAL OPERATING EXPENSES	TOTAL
42-0702-0100	CFAM - Technology Fee	0	0.00	0	0.00	0	0	0	123,194	123,194
42-0702-0400	CFAM - Distance Education Fee	24,000	0.00	0	0.00	6,217	0	30,217	257,677	287,894
42-0702-0500	Cultural Enrichment Fee	0	0.00	71,444	1.45	18,506	0	89,950	151,065	241,015
42-0705-0100	Ceramic Program Revolving	0	0.00	0	0.00	0	0	0	3,600	3,600
42-0705-0200	Sculpture Lab Fees	0	0.00	0	0.00	0	0	0	20,000	20,000
42-0705-0300	Art Program Revolving	0	0.00	0	0.00	0	0	0	420	420
42-0705-0400	Printmaking Lab Fees	0	0.00	0	0.00	0	0	0	10,000	10,000
42-0705-0500	Art Slide Usage Fee	0	0.00	0	0.00	0	0	0	10,000	10,000
42-0705-0600	Book Lab Fees	0	0.00	0	0.00	0	0	0	6,000	6,000
42-0705-0700	Printermakers-In-Resident	0	0.00	0	0.00	0	0	0	3,000	3,000
42-0705-1100	Art Education Lab Fees	0	0.00	0	0.00	0	0	0	6,000	6,000
42-0705-1200	Foundation Course Lab Fees	0	0.00	0	0.00	0	0	0	4,600	4,600
42-0705-1300	Painting Studio Lab Fee	0	0.00	0	0.00	0	0	0	3,000	3,000
42-0705-1400	Life Drawing I & II Lab Fees	0	0.00	0	0.00	0	0	0	4,500	4,500
42-0705-1500	Independent Study & Thesis Lab Fees	0	0.00	0	0.00	0	0	0	2,200	2,200
42-0705-1800	Art Graphic Design Fees	0	0.00	0	0.00	0	0	0	16,000	16,000
42-0705-1900	Game Design Fees	0	0.00	0	0.00	0	0	0	3,700	3,700
42-0705-2500	Ford Conservation Center	0	0.00	91,889	1.00	23,803	0	115,692	2,500	118,192
42-0706-0100	Applied Music Fees	78,827	0.66	0	0.00	20,419	0	99,246	0	99,246
42-0706-0200	Music Other Lab Fees	0	0.00	5,688	0.30	1,474	0	7,162	16,412	23,574
42-0706-0700	Music Activities	0	0.00	0	0.00	0	0	0	5,000	5,000
42-0707-0200	Theatre - Revolving	0	0.00	0	0.00	0	0	0	22,000	22,000
42-0707-0250	Theatre Fee	0	0.00	0	0.00	0	0	0	4,500	4,500
42-0707-0300	Film Test Pass Fee	0	0.00	0	0.00	0	0	0	3,700	3,700
42-0707-0600	Theatre Stage Costume	0	0.00	0	0.00	0	0	0	702	702
42-0707-0700	Theatre Costume/Makeup	0	0.00	0	0.00	0	0	0	780	780
42-0707-0800	Stage Craft	0	0.00	0	0.00	0	0	0	225	225
42-0707-0900	Theatre Costume Patn/Draping	0	0.00	0	0.00	0	0	0	270	270
42-0708-0100	Writing Lab Fees	0	0.00	0	0.00	0	0	0	4,642	4,642
42-0720-0300	Radio Lab Fee	0	0.00	0	0.00	0	0	0	1,000	1,000
42-0720-0400	Television Lab Fee	0	0.00	0	0.00	0	0	0	2,370	2,370
42-0720-0500	Publication Design and Graphics Fee	0	0.00	0	0.00	0	0	0	1,400	1,400
42-0720-0700	Writing Lab (Broadcasting) Fee	0	0.00	0	0.00	0	0	0	1,000	1,000
42-0720-0800	Writing Lab (Journalism) Fee	0	0.00	0	0.00	0	0	0	8,250	8,250
42-0720-0850	Technical Communication Lab Fee	0	0.00	0	0.00	0	0	0	1,000	1,000
42-0720-1100	Speech Course Fees	0	0.00	0	0.00	0	0	0	1,440	1,440
42-0720-1200	Social Media Measurement	0	0.00	0	0.00	0	0	0	120	120
42-0720-1300	Public Speaking Fundamentals	0	0.00	0	0.00	0	0	0	8,115	8,115
42-0730-0900	TV Production General	0	0.00	3,076	0.07	797	0	3,873	18,114	21,987
	TOTAL	**102,827**	**0.66**	**172,097**	**2.82**	**71,216**	**0**	**346,140**	**728,496**	**1,074,636**

COST OBJECT LISTING BY SUB PROGRAM
2020-2021GENERAL OPERATING BUDGET
UNIVERSITY OF NEBRASKA AT OMAHA

SUBPROGRAM #/NAME: 07 College of Communication, Fine Arts and Media

UNO-Trust-Grant/Cont/Loan/End-798 Trust/Restricted

COST OBJECT		FACULTY Dollar	FACULTY FTE	NON FACULTY Dollar	NON FACULTY FTE	EMPLOYEE BENEFITS	PERSONAL SERVICE CREDITS	TOTAL PERSONAL SERVICES	TOTAL OPERATING EXPENSES	TOTAL
46-0731-0068201	CPB: CSG Unrestricted Exp 9/21	0	0.00	40,000	1.00	8,680	0	48,680	0	48,680
47-0731-2001202	KVNO Programming/Production	0	0.00	0	0.00	0	0	0	107,625	107,625
	TOTAL	**0**	**0.00**	**40,000**	**1.00**	**8,680**	**0**	**48,680**	**107,625**	**156,305**
	SUB PROGRAM TOTAL	**5,565,854**	**86**	**2,589,254**	**48**	**2,122,353**	**0**	**10,277,461**	**1,584,902**	**11,862,363**

SUBPROGRAM #/NAME: 08 College of Information Science and Technology

UNO-State General Fund-791 State & University Generated/Unrestricted

COST OBJECT		FACULTY Dollar	FACULTY FTE	NON FACULTY Dollar	NON FACULTY FTE	EMPLOYEE BENEFITS	PERSONAL SERVICE CREDITS	TOTAL PERSONAL SERVICES	TOTAL OPERATING EXPENSES	TOTAL
41-0801-0100	Information Science & Technology Dean	0	0.00	531,892	3.75	138,563	0	670,455	30,478	700,933
41-0801-0150	IS&T F&A Allocation	0	0.00	0	0.00	1	0	1	0	1
41-0802-0100	Information Science & Technology General	0	0.00	713,408	11.54	185,848	0	899,256	25,000	924,256
41-0802-0120	IS&T PT Instruction	2,449	0.05	0	0.00	640	0	3,089	0	3,089
41-0802-0140	IS&T Student Support	0	0.00	71,244	3.81	-5,479	0	65,765	0	65,765
41-0802-0160	IS&T Grad Support	0	0.00	270,565	5.32	70,486	0	341,051	9,209	350,260
41-0802-0170	IS&T Events	0	0.00	0	0.00	0	0	0	6,891	6,891
41-0802-0200	College of IS&T Maintenance	0	0.00	0	0.00	0	0	0	62,272	62,272
41-0802-0600	IS&T - Advising	0	0.00	0	0.00	0	0	0	6,891	6,891
41-0802-0700	IS&T - Marketing	0	0.00	0	0.00	0	0	0	10,000	10,000
41-0802-1000	IS&T All College Travel	0	0.00	0	0.00	0	0	0	37,020	37,020
41-0802-1400	IS&T Distance Education	0	0.00	0	0.00	0	0	0	111,398	111,398
41-0806-0100	Computer Science	2,600,296	23.94	139,722	1.60	713,803	0	3,453,821	20,000	3,473,821
41-0806-0400	Stem Community Chair Operating Fund	0	0.00	0	0.00	0	0	0	20,000	20,000
41-0807-0100	ISQA	2,017,760	18.40	92,231	0.60	549,674	0	2,659,665	20,000	2,679,665
41-0811-0100	School of Interdisciplinary Informatics	1,442,266	14.15	202,067	2.60	428,366	0	2,072,699	20,000	2,092,699
41-0811-0200	POE - Biomedical Informatics	109,044	1.00	0	0.00	28,407	0	137,451	7,663	145,114
41-0811-0400	POE - Information Assurance	108,642	1.00	0	0.00	28,303	0	136,945	8,890	145,835
41-0811-0500	POE Information Technology	104,588	1.00	0	0.00	27,247	0	131,835	0	131,835
	TOTAL	**6,385,045**	**59.54**	**2,021,129**	**29.22**	**2,165,859**	**0**	**10,572,033**	**395,712**	**10,967,745**

UNO-State General Fund-791 Revolving/Designated

COST OBJECT		FACULTY Dollar	FACULTY FTE	NON FACULTY Dollar	NON FACULTY FTE	EMPLOYEE BENEFITS	PERSONAL SERVICE CREDITS	TOTAL PERSONAL SERVICES	TOTAL OPERATING EXPENSES	TOTAL
42-0802-0100	IS&T - Technology Fee	0	0.00	0	0.00	0	0	0	111,467	111,467
42-0802-0210	Computer Science Core	0	0.00	0	0.00	0	0	0	27,640	27,640
42-0802-0300	IS&T - Distance Education Fee	0	0.00	0	0.00	0	0	0	164,297	164,297
42-0802-0800	IS&T - Applied IT Projects	10,000	0.00	0	0.00	2,590	0	12,590	8,175	20,765
42-0806-0400	Computer Science Programming	0	0.00	0	0.00	0	0	0	26,790	26,790
42-0811-0300	Bioinformatics Programming	0	0.00	0	0.00	0	0	0	500	500
42-0811-0400	Cyber Programming	0	0.00	0	0.00	0	0	0	7,000	7,000
	TOTAL	**10,000**	**0.00**	**0**	**0.00**	**2,590**	**0**	**12,590**	**345,869**	**358,459**

UNO-Trust-Grant/Cont/Loan/End-798 Trust/Restricted

COST OBJECT		FACULTY Dollar	FACULTY FTE	NON FACULTY Dollar	NON FACULTY FTE	EMPLOYEE BENEFITS	PERSONAL SERVICE CREDITS	TOTAL PERSONAL SERVICES	TOTAL OPERATING EXPENSES	TOTAL
47-0802-2004100	UNF:Lee & Willa Seemann Dist Dean Is&T	0	0.00	48,921	0.25	10,616	0	59,537	0	59,537
47-0802-2005100	UNF:Mutual Of Omaha Dist Chair Ist&E	34,500	0.00	0	0.00	7,488	0	41,988	0	41,988

COST OBJECT LISTING BY SUB PROGRAM
2020-2021GENERAL OPERATING BUDGET
UNIVERSITY OF NEBRASKA AT OMAHA

SUBPROGRAM #/NAME: 08 College of Information Science and Technology

UNO-Trust-Grant/Cont/Loan/End-798 Trust/Restricted

COST OBJECT		FACULTY Dollar	FACULTY FTE	NON FACULTY Dollar	NON FACULTY FTE	EMPLOYEE BENEFITS	PERSONAL SERVICE CREDITS	TOTAL PERSONAL SERVICES	TOTAL OPERATING EXPENSES	TOTAL
47-0802-2023100	UNF:UNO iSTEM Programs Coordinator	0	0.00	51,000	1.00	11,067	0	62,067	0	62,067
	TOTAL	**34,500**	**0.00**	**99,921**	**1.25**	**29,171**	**0**	**163,592**	**0**	**163,592**
	SUB PROGRAM TOTAL	**6,429,545**	**60**	**2,121,050**	**30**	**2,197,620**	**0**	**10,748,215**	**741,581**	**11,489,796**

SUBPROGRAM #/NAME: 10 College of Education

UNO-State General Fund-791 State & University Generated/Unrestricted

COST OBJECT		FACULTY Dollar	FACULTY FTE	NON FACULTY Dollar	NON FACULTY FTE	EMPLOYEE BENEFITS	PERSONAL SERVICE CREDITS	TOTAL PERSONAL SERVICES	TOTAL OPERATING EXPENSES	TOTAL
41-1001-0100	Dean College of Education	0	0.00	647,796	6.18	168,758	0	816,554	46,132	862,686
41-1002-0100	Education General	273,694	4.79	1,451,762	32.34	449,138	0	2,174,594	122,124	2,296,718
41-1002-0200	Education General - Faculty Travel	0	0.00	0	0.00	0	0	0	23,305	23,305
41-1002-0300	Education General - Supervision Travel	0	0.00	0	0.00	0	0	0	8,323	8,323
41-1002-0400	Instructional Material Center	0	0.00	0	0.00	0	0	0	11,622	11,622
41-1002-0500	Supervision of Student Teachers	0	0.00	0	0.00	0	0	0	41,797	41,797
41-1002-0600	College of Education F&A	0	0.00	0	0.00	3	0	3	0	3
41-1002-1400	Education Distance Education	0	0.00	0	0.00	0	0	0	57,049	57,049
41-1006-0100	Educational Leadership	428,805	5.90	77,625	0.93	131,932	0	638,362	16,870	655,232
41-1008-0100	Teacher Education	2,106,274	31.35	89,986	0.77	559,125	0	2,755,385	32,949	2,788,334
41-1008-0300	POE STEM Early Childhood Education	75,344	1.25	0	0.00	19,628	0	94,972	5,715	100,687
41-1008-0500	DE: BS ED Library Science Program	53,354	1.00	0	0.00	13,899	0	67,253	0	67,253
41-1008-1500	POE - Early Childhood Development	92,069	1.00	0	0.00	23,984	0	116,053	0	116,053
41-1009-0100	Counseling	481,706	6.40	64,135	0.60	142,196	0	688,037	12,856	700,893
41-1010-0100	Health and Knesiology	1,366,367	18.90	150,979	2.86	395,286	0	1,912,632	33,395	1,946,027
41-1010-0200	H&K - Moving Company	0	0.00	0	0.00	0	0	0	5,453	5,453
41-1010-1500	POE - H&K Exercise Science	0	0.00	73,169	1.33	19,062	0	92,231	10,500	102,731
41-1013-0100	Special Education Communication Disorder	903,102	13.80	132,106	1.68	269,682	0	1,304,890	20,014	1,324,904
41-1013-0200	DE: MS Special Ed;Behavior Intervention	26,230	0.50	0	0.00	6,833	0	33,063	0	33,063
41-1013-0300	Special Education - Career Ladder	100,427	1.25	0	0.00	26,161	0	126,588	64,479	191,067
41-1014-0100	Biomechanics	1,220,215	14.40	284,788	1.60	344,853	0	1,849,856	30,429	1,880,285
41-1014-0400	UNeTECH - BioMechanics Lab	0	0.00	55,641	1.00	14,495	0	70,136	0	70,136
	TOTAL	**7,127,587**	**100.54**	**3,027,987**	**49.29**	**2,585,035**	**0**	**12,740,609**	**543,012**	**13,283,621**

UNO-State General Fund-791 Revolving/Designated

COST OBJECT		FACULTY Dollar	FACULTY FTE	NON FACULTY Dollar	NON FACULTY FTE	EMPLOYEE BENEFITS	PERSONAL SERVICE CREDITS	TOTAL PERSONAL SERVICES	TOTAL OPERATING EXPENSES	TOTAL
42-1002-0100	Education - Technology Fee	0	0.00	50,712	1.00	13,137	0	63,849	111,282	175,131
42-1002-0400	Metro Omaha Ed Consortium	0	0.00	0	0.00	0	0	0	180,000	180,000
42-1002-0600	Education - Distance Education Fee	0	0.00	0	0.00	0	0	0	240,590	240,590
42-1008-0400	Mentoring/Induction Program	62,832	0.80	0	0.00	16,277	0	79,109	696,216	775,325
42-1009-0200	Counseling Appraisals Fee	0	0.00	0	0.00	0	0	0	7,600	7,600
42-1009-0700	Counseling Practicum	0	0.00	0	0.00	0	0	0	4,050	4,050
42-1010-0300	Scuba Equipment Fee	0	0.00	0	0.00	0	0	0	5,000	5,000
42-1010-0400	Backpacking Trip Fee	0	0.00	0	0.00	0	0	0	5,000	5,000
42-1010-0500	First Aid Lab Fee	0	0.00	0	0.00	0	0	0	12,500	12,500
42-1010-0600	H&K Fitness Center	0	0.00	4,194	0.22	1,086	0	5,280	1,811	7,091
42-1010-0900	Athletic Injuries/Training Lab Fees	0	0.00	0	0.00	0	0	0	2,000	2,000
42-1010-1200	Adv Lifesaving/Lifeguard Training Fee	0	0.00	0	0.00	0	0	0	200	200
42-1010-1300	Outdoor Adventure Activity Fee	0	0.00	0	0.00	0	0	0	6,400	6,400

COST OBJECT LISTING BY SUB PROGRAM
2020-2021GENERAL OPERATING BUDGET
UNIVERSITY OF NEBRASKA AT OMAHA

SUBPROGRAM #/NAME: 10 College of Education

UNO-State General Fund-791 Revolving/Designated

COST OBJECT		FACULTY Dollar	FACULTY FTE	NON FACULTY Dollar	NON FACULTY FTE	EMPLOYEE BENEFITS	PERSONAL SERVICE CREDITS	TOTAL PERSONAL SERVICES	TOTAL OPERATING EXPENSES	TOTAL
42-1010-2000	Lab Methods Exercise Science	0	0.00	0	0.00	0	0	0	2,560	2,560
42-1013-0200	Special Education Clinic	0	0.00	0	0.00	0	0	0	11,000	11,000
42-1013-0500	Basic Clinical Practicum	0	0.00	0	0.00	0	0	0	2,000	2,000
	TOTAL	**62,832**	**0.80**	**54,906**	**1.22**	**30,500**	**0**	**148,238**	**1,288,209**	**1,436,447**

UNO-Federal Letter of Credit-796 Federal/Restricted

COST OBJECT		FACULTY Dollar	FACULTY FTE	NON FACULTY Dollar	NON FACULTY FTE	EMPLOYEE BENEFITS	PERSONAL SERVICE CREDITS	TOTAL PERSONAL SERVICES	TOTAL OPERATING EXPENSES	TOTAL
44-1010-1007207	NIH: Motor Disorders	41,385	1.00	0	0.00	10,180	0	51,565	0	51,565
44-1010-1007209	NIH: MD (COBRE) Y5 Admin Core 4/20	0	0.00	0	0.00	30,277	0	30,277	0	30,277
44-1010-1008100	NIH:Prosthetic 8/18	47,484	1.00	0	0.00	11,680	0	59,164	0	59,164
44-1010-1009201	NIH: MD COBRE Y6 Admin Core 7/20	0	0.00	123,078	2.00	3	0	123,081	0	123,081
44-1014-1000100	NIH: ImpvMobility 6/21	0	0.00	48,229	1.00	11,864	0	60,093	0	60,093
	TOTAL	**88,869**	**2.00**	**171,307**	**3.00**	**64,004**	**0**	**324,180**	**0**	**324,180**

UNO-Trust-Grant/Cont/Loan/End-798 Trust/Restricted

COST OBJECT		FACULTY Dollar	FACULTY FTE	NON FACULTY Dollar	NON FACULTY FTE	EMPLOYEE BENEFITS	PERSONAL SERVICE CREDITS	TOTAL PERSONAL SERVICES	TOTAL OPERATING EXPENSES	TOTAL
46-1002-2009100	UNF:Sherwood Fdn for MOEC Operations	0	0.00	167,709	2.00	36,393	0	204,102	0	204,102
46-1002-2012100	UNF:Teachers Scholars Academy Fund	0	0.00	68,515	1.00	14,868	0	83,383	0	83,383
46-1002-2013100	UNF:Peter Kiewit MOEC Operating&Capacity	0	0.00	78,000	1.00	16,926	0	94,926	0	94,926
46-1013-0022100	OPS: Career Ladder Spec Educ 5/21	25,406	0.50	0	0.00	5,513	0	30,919	0	30,919
46-1014-1011100	OVAMC: Exoskeleton Footwear-Rahman 3/21	49,758	1.00	0	0.00	10,798	0	60,556	0	60,556
47-1001-2002100	UNF:Lois Roskens College of Ed Deanship	0	0.00	15,000	0.00	3,255	0	18,255	0	18,255
	TOTAL	**75,164**	**1.50**	**329,224**	**4.00**	**87,753**	**0**	**492,141**	**0**	**492,141**

UNO-Auxiliary-799 Auxiliaries & Services/Restricted

COST OBJECT		FACULTY Dollar	FACULTY FTE	NON FACULTY Dollar	NON FACULTY FTE	EMPLOYEE BENEFITS	PERSONAL SERVICE CREDITS	TOTAL PERSONAL SERVICES	TOTAL OPERATING EXPENSES	TOTAL
43-1014-0100	Biomechanics Machining /Prototyping	0	0.00	0	0.00	2	0	2	0	2
43-1050-0100	Ed Tech Center Fines	0	0.00	0	0.00	0	0	0	40,000	40,000
	TOTAL	**0**	**0.00**	**0**	**0.00**	**2**	**0**	**2**	**40,000**	**40,002**
	SUB PROGRAM TOTAL	**7,354,452**	**105**	**3,583,424**	**58**	**2,767,294**	**0**	**13,705,170**	**1,871,221**	**15,576,391**

SUBPROGRAM #/NAME: 12 Graduate Studies

UNO-State General Fund-791 State & University Generated/Unrestricted

COST OBJECT		FACULTY Dollar	FACULTY FTE	NON FACULTY Dollar	NON FACULTY FTE	EMPLOYEE BENEFITS	PERSONAL SERVICE CREDITS	TOTAL PERSONAL SERVICES	TOTAL OPERATING EXPENSES	TOTAL
41-1201-0100	Dean Graduate College	0	0.00	545,969	7.29	142,231	0	688,200	17,055	705,255
41-1201-0300	Graduate College - Grad Assistantships	0	0.00	564,434	13.44	76,198	0	640,632	0	640,632
41-1205-0100	Office of Research & Creative Activity	0	0.00	294,174	4.86	76,637	0	370,811	55,954	426,765
41-1205-0150	ORCA - Administration	0	0.00	0	-0.08	2	0	2	0	2
41-1206-0100	Graduate Education Improvement	0	0.00	19,665	0.67	5,123	0	24,788	38,369	63,157
	TOTAL	**0**	**0.00**	**1,424,242**	**26.18**	**300,191**	**0**	**1,724,433**	**111,378**	**1,835,811**

COST OBJECT LISTING BY SUB PROGRAM
2020-2021GENERAL OPERATING BUDGET
UNIVERSITY OF NEBRASKA AT OMAHA

SUBPROGRAM #/NAME: 12 Graduate Studies

UNO-State General Fund-791 Revolving/Designated

COST OBJECT		FACULTY Dollar	FACULTY FTE	NON FACULTY Dollar	NON FACULTY FTE	EMPLOYEE BENEFITS	PERSONAL SERVICE CREDITS	TOTAL PERSONAL SERVICES	TOTAL OPERATING EXPENSES	TOTAL
42-1202-0500	Graduate Student Services SASF	0	0.00	245,720	5.95	63,651	0	309,371	110,947	420,318
42-1207-0100	Student Research Fund	0	0.00	93,670	2.01	24,265	0	117,935	452,637	570,572
	TOTAL	**0**	**0.00**	**339,390**	**7.96**	**87,916**	**0**	**427,306**	**563,584**	**990,890**
	SUB PROGRAM TOTAL	**0**	**0**	**1,763,632**	**34**	**388,107**	**0**	**2,151,739**	**674,962**	**2,826,701**

SUBPROGRAM #/NAME: 16 Criss Library

UNO-State General Fund-791 State & University Generated/Unrestricted

COST OBJECT		FACULTY Dollar	FACULTY FTE	NON FACULTY Dollar	NON FACULTY FTE	EMPLOYEE BENEFITS	PERSONAL SERVICE CREDITS	TOTAL PERSONAL SERVICES	TOTAL OPERATING EXPENSES	TOTAL
41-1601-0100	Criss Library General	747,956	11.50	1,805,462	42.87	665,161	0	3,218,579	227,576	3,446,155
41-1602-0100	Library Books & Serials	0	0.00	0	0.00	0	0	0	1,065,909	1,065,909
	TOTAL	**747,956**	**11.50**	**1,805,462**	**42.87**	**665,161**	**0**	**3,218,579**	**1,293,485**	**4,512,064**

UNO-State General Fund-791 Revolving/Designated

COST OBJECT		FACULTY Dollar	FACULTY FTE	NON FACULTY Dollar	NON FACULTY FTE	EMPLOYEE BENEFITS	PERSONAL SERVICE CREDITS	TOTAL PERSONAL SERVICES	TOTAL OPERATING EXPENSES	TOTAL
42-1601-0200	Library Fines and Lost Books	0	0.00	0	0.00	0	0	0	10,000	10,000
42-1601-0400	Resource Sharing	0	0.00	0	0.00	0	0	0	10,000	10,000
42-1601-0500	Thesis Binding	0	0.00	0	0.00	0	0	0	500	500
42-1601-0600	Library - Technology Fee	0	0.00	0	0.00	0	0	0	138,000	138,000
42-1601-0700	Library Fee	0	0.00	56,606	1.50	14,664	0	71,270	2,297,598	2,368,868
42-1601-0800	Library Copy & Print Services	0	0.00	0	0.00	0	0	0	20,000	20,000
42-1601-0900	Library Dual Enrollment	0	0.00	0	0.00	0	0	0	14,000	14,000
	TOTAL	**0**	**0.00**	**56,606**	**1.50**	**14,664**	**0**	**71,270**	**2,490,098**	**2,561,368**
	SUB PROGRAM TOTAL	**747,956**	**12**	**1,862,068**	**44**	**679,825**	**0**	**3,289,849**	**3,783,583**	**7,073,432**

SUBPROGRAM #/NAME: 21 Summer Sessions

UNO-State General Fund-791 State & University Generated/Unrestricted

COST OBJECT		FACULTY Dollar	FACULTY FTE	NON FACULTY Dollar	NON FACULTY FTE	EMPLOYEE BENEFITS	PERSONAL SERVICE CREDITS	TOTAL PERSONAL SERVICES	TOTAL OPERATING EXPENSES	TOTAL
41-2101-0100	Summer Instruction	2,411,571	27.75	0	0.00	166,398	0	2,577,969	0	2,577,969
	TOTAL	**2,411,571**	**27.75**	**0**	**0.00**	**166,398**	**0**	**2,577,969**	**0**	**2,577,969**
	SUB PROGRAM TOTAL	**2,411,571**	**28**	**0**	**0**	**166,398**	**0**	**2,577,969**	**0**	**2,577,969**

SUBPROGRAM #/NAME: 22 Other Instruction or Research

UNO-State General Fund-791 State & University Generated/Unrestricted

COST OBJECT		FACULTY Dollar	FACULTY FTE	NON FACULTY Dollar	NON FACULTY FTE	EMPLOYEE BENEFITS	PERSONAL SERVICE CREDITS	TOTAL PERSONAL SERVICES	TOTAL OPERATING EXPENSES	TOTAL
41-2201-0100	Part Time and Temporary Instruction	878,517	16.85	0	0.00	60,618	0	939,135	1,181,151	2,120,286
41-2201-0200	Assoc VC for Academic Affairs	0	0.00	61,963	1.00	16,142	0	78,105	0	78,105
41-2201-0600	Chairs	15,000	0.00	0	0.00	3,908	0	18,908	0	18,908
41-2201-0800	Special Faculty Development	0	0.00	0	0.00	0	0	0	207,500	207,500
41-2201-1400	Multi-Model Education	10,207	0.00	0	0.00	2,659	0	12,866	1,326,831	1,339,697

COST OBJECT LISTING BY SUB PROGRAM
2020-2021GENERAL OPERATING BUDGET
UNIVERSITY OF NEBRASKA AT OMAHA

SUBPROGRAM #/NAME: 22 Other Instruction or Research

UNO-State General Fund-791 State & University Generated/Unrestricted

COST OBJECT		FACULTY Dollar	FACULTY FTE	NON FACULTY Dollar	NON FACULTY FTE	EMPLOYEE BENEFITS	PERSONAL SERVICE CREDITS	TOTAL PERSONAL SERVICES	TOTAL OPERATING EXPENSES	TOTAL
41-2201-1500	GCC - Dual Degree Program	0	0.00	0	0.00	0	0	0	1,007,459	1,007,459
41-2201-1600	Priority Funding	0	0.00	0	0.00	0	0	0	1,000,000	1,000,000
41-2201-2000	Chancellor Program Support	0	0.00	0	0.00	0	0	0	681,883	681,883
41-2201-2100	Strategic Planning Initiatives	257,668	7.20	0	0.00	17,779	0	275,447	637,657	913,104
41-2201-2400	Campus Allocation-Reserve	0	0.00	0	0.00	0	0	0	2,650,962	2,650,962
41-2202-0100	Community Engagement Center	0	0.00	296,552	4.40	77,255	0	373,807	0	373,807
41-2205-0100	STEM Education	0	0.00	0	0.00	1	0	1	0	1
41-2209-0100	Honors Program	0	0.00	174,700	2.50	45,511	0	220,211	53,140	273,351
41-2210-0100	Univ Comm for the Advncmnt of Teaching	0	0.00	0	0.00	0	0	0	20,000	20,000
41-2210-0200	Center for Faculty Excellence	0	0.00	148,184	2.33	38,604	0	186,788	39,856	226,644
41-2210-0400	Service Learning Academy	0	0.00	200,510	3.00	52,235	0	252,745	6,500	259,245
41-2210-0450	The Collaborative	0	0.00	45,675	1.00	11,900	0	57,575	3,483	61,058
41-2211-0100	Univ Comm on Research & Creative Act	0	0.00	0	0.00	0	0	0	1,363	1,363
41-2212-0100	Aerospace Studies (AFTORC)	0	0.00	40,578	1.02	10,569	0	51,147	3,499	54,646
41-2290-0100	Unemployment Compensation	0	0.00	0	0.00	23,341	0	23,341	0	23,341
41-2290-0200	Workers' Compensation	0	0.00	0	0.00	195,838	0	195,838	0	195,838
41-2290-0300	Unemployment Compensation	0	0.00	0	0.00	2,679	0	2,679	0	2,679
41-2290-0400	Workers' Compensation	0	0.00	0	0.00	22,463	0	22,463	0	22,463
	TOTAL	**1,161,392**	**24.05**	**968,162**	**15.25**	**581,502**	**0**	**2,711,056**	**8,821,284**	**11,532,340**

UNO-State General Fund-791 Revolving/Designated

COST OBJECT		FACULTY Dollar	FACULTY FTE	NON FACULTY Dollar	NON FACULTY FTE	EMPLOYEE BENEFITS	PERSONAL SERVICE CREDITS	TOTAL PERSONAL SERVICES	TOTAL OPERATING EXPENSES	TOTAL
42-2201-0100	IS Technology Fee	0	0.00	0	0.00	0	0	0	2,085,525	2,085,525
42-2201-0500	Dual Enrollment Program	0	0.00	416,457	6.65	107,878	0	524,335	662,901	1,187,236
42-2201-0700	V/C AA - Technology Fee	0	0.00	0	0.00	0	0	0	275,000	275,000
42-2201-0900	Undergraduate Support SASF	0	0.00	0	0.00	0	0	0	92,000	92,000
42-2202-0100	CEC Usage - Revolving	0	0.00	125,524	4.18	32,518	0	158,042	39,647	197,689
	TOTAL	**0**	**0.00**	**541,981**	**10.83**	**140,396**	**0**	**682,377**	**3,155,073**	**3,837,450**

UNO-State General Fund-791 Cash & Student Contracts/Designated

COST OBJECT		FACULTY Dollar	FACULTY FTE	NON FACULTY Dollar	NON FACULTY FTE	EMPLOYEE BENEFITS	PERSONAL SERVICE CREDITS	TOTAL PERSONAL SERVICES	TOTAL OPERATING EXPENSES	TOTAL
41-2201-1200	Facilities & Administrative Cost	0	0.00	0	0.00	0	0	0	2,720,560	2,720,560
	TOTAL	**0**	**0.00**	**0**	**0.00**	**0**	**0**	**0**	**2,720,560**	**2,720,560**

UNO-Trust-Grant/Cont/Loan/End-798 Trust/Restricted

COST OBJECT		FACULTY Dollar	FACULTY FTE	NON FACULTY Dollar	NON FACULTY FTE	EMPLOYEE BENEFITS	PERSONAL SERVICE CREDITS	TOTAL PERSONAL SERVICES	TOTAL OPERATING EXPENSES	TOTAL
47-2210-2006100	UNF:Service Learning Academy Fund	0	0.00	117,844	2.00	25,572	0	143,416	0	143,416
47-2210-2022100	UNF:Weitz Fellow Service Learning Acad	0	0.00	30,000	1.00	6,510	0	36,510	0	36,510
	TOTAL	**0**	**0.00**	**147,844**	**3.00**	**32,082**	**0**	**179,926**	**0**	**179,926**
	SUB PROGRAM TOTAL	**1,161,392**	**24**	**1,657,987**	**29**	**753,980**	**0**	**3,573,359**	**14,696,917**	**18,270,276**

SUBPROGRAM #/NAME: 23 Student Aid

COST OBJECT LISTING BY SUB PROGRAM
2020-2021GENERAL OPERATING BUDGET
UNIVERSITY OF NEBRASKA AT OMAHA

SUBPROGRAM #/NAME: 23 Student Aid

UNO-State General Fund-791 State & University Generated/Unrestricted

COST OBJECT		FACULTY Dollar	FACULTY FTE	NON FACULTY Dollar	NON FACULTY FTE	EMPLOYEE BENEFITS	PERSONAL SERVICE CREDITS	TOTAL PERSONAL SERVICES	TOTAL OPERATING EXPENSES	TOTAL
41-2315-0100	Need Based Scholarships UTAG	0	0.00	0	0.00	0	0	0	678,662	678,662
41-2315-0200	Need Based Aid - UAG	0	0.00	0	0.00	0	0	0	2,245,418	2,245,418
41-2315-0300	Need Based Aid - College Bound NE	0	0.00	0	0.00	0	0	0	4,175,920	4,175,920
	TOTAL	**0**	**0.00**	**0**	**0.00**	**0**	**0**	**0**	**7,100,000**	**7,100,000**
	SUB PROGRAM TOTAL	**0**	**0**	**0**	**0**	**0**	**0**	**0**	**7,100,000**	**7,100,000**

SUBPROGRAM #/NAME: 24 International Programs

UNO-State General Fund-791 State & University Generated/Unrestricted

COST OBJECT		FACULTY Dollar	FACULTY FTE	NON FACULTY Dollar	NON FACULTY FTE	EMPLOYEE BENEFITS	PERSONAL SERVICE CREDITS	TOTAL PERSONAL SERVICES	TOTAL OPERATING EXPENSES	TOTAL
41-2401-0100	International Programs	16,301	0.28	259,596	2.51	71,875	0	347,772	1,287	349,059
41-2402-0100	Center for Afghanistan Studies	0	0.00	121,686	1.88	31,701	0	153,387	2,869	156,256
41-2402-0200	International Advising	0	0.00	80,529	1.60	20,977	0	101,506	5,536	107,042
41-2402-0400	Study Abroad	0	0.00	71,774	1.44	18,700	0	90,474	0	90,474
	TOTAL	**16,301**	**0.28**	**533,585**	**7.43**	**143,253**	**0**	**693,139**	**9,692**	**702,831**

UNO-State General Fund-791 Revolving/Designated

COST OBJECT		FACULTY Dollar	FACULTY FTE	NON FACULTY Dollar	NON FACULTY FTE	EMPLOYEE BENEFITS	PERSONAL SERVICE CREDITS	TOTAL PERSONAL SERVICES	TOTAL OPERATING EXPENSES	TOTAL
42-2402-0100	Int'l Progams - Technology Fee	0	0.00	0	0.00	0	0	0	12,739	12,739
42-2402-0150	International Student Fee	0	0.00	48,260	1.11	12,501	0	60,761	11,532	72,293
42-2402-0175	International Programs SASF	0	0.00	0	0.00	0	0	0	34,088	34,088
42-2402-0200	IP Study Abroad	0	0.00	4,860	0.13	1,259	0	6,119	50,142	56,261
42-2402-0300	CAS Education and Outreach	0	0.00	0	0.00	0	0	0	1,000	1,000
42-2405-0100	Intensive Language Program (ILUNO)	0	0.00	531,549	9.83	137,646	0	669,195	40,437	709,632
42-2406-0100	International Professional Development	3,075	0.00	137,645	3.43	36,452	0	177,172	139,008	316,180
	TOTAL	**3,075**	**0.00**	**722,314**	**14.50**	**187,858**	**0**	**913,247**	**288,946**	**1,202,193**

UNO-Federal Advance-797 Federal/Restricted

COST OBJECT		FACULTY Dollar	FACULTY FTE	NON FACULTY Dollar	NON FACULTY FTE	EMPLOYEE BENEFITS	PERSONAL SERVICE CREDITS	TOTAL PERSONAL SERVICES	TOTAL OPERATING EXPENSES	TOTAL
45-2402-1028100	DOS: Bldg Acad Links- Pakistan 3/20	0	0.00	45,280	1.00	11,138	0	56,418	0	56,418
45-2402-1030100	DOS: YSEALI Acad Fellows 9/21	0	0.00	40,006	0.94	9,887	0	49,893	0	49,893
45-2402-1031100	DOS: US-India Coop in Higher Ed 12/21	0	0.00	41,830	0.89	10,290	0	52,120	0	52,120
45-2402-1032100	UNO Pakistan TEA Program 12/20	0	0.00	5,170	0.11	1,272	0	6,442	0	6,442
	TOTAL	**0**	**0.00**	**132,286**	**2.94**	**32,587**	**0**	**164,873**	**0**	**164,873**
	SUB PROGRAM TOTAL	**19,376**	**0**	**1,388,185**	**25**	**363,698**	**0**	**1,771,259**	**298,638**	**2,069,897**

SUBPROGRAM #/NAME: 26 Continuing Studies

UNO-State General Fund-791 State & University Generated/Unrestricted

COST OBJECT		FACULTY Dollar	FACULTY FTE	NON FACULTY Dollar	NON FACULTY FTE	EMPLOYEE BENEFITS	PERSONAL SERVICE CREDITS	TOTAL PERSONAL SERVICES	TOTAL OPERATING EXPENSES	TOTAL
41-2601-0100	Division of Continuing Studies	0	0.00	87,996	1.00	22,925	0	110,921	26,571	137,492
41-2601-1400	Continuing Studies Distance Education	0	0.00	0	0.00	0	0	0	576,282	576,282
41-2602-0300	Continuing Education - Degree Prgm/BMS	0	0.00	487,566	11.03	127,016	0	614,582	25,422	640,004

COST OBJECT LISTING BY SUB PROGRAM
2020-2021GENERAL OPERATING BUDGET
UNIVERSITY OF NEBRASKA AT OMAHA

SUBPROGRAM #/NAME: 26 Continuing Studies

UNO-State General Fund-791 State & University Generated/Unrestricted

COST OBJECT		FACULTY Dollar	FACULTY FTE	NON FACULTY Dollar	NON FACULTY FTE	EMPLOYEE BENEFITS	PERSONAL SERVICE CREDITS	TOTAL PERSONAL SERVICES	TOTAL OPERATING EXPENSES	TOTAL
41-2606-0100	Offutt Programs	280,233	0.00	115,925	2.60	103,203	0	499,361	15,216	514,577
	TOTAL	**280,233**	**0.00**	**691,487**	**14.63**	**253,144**	**0**	**1,224,864**	**643,491**	**1,868,355**

UNO-State General Fund-791 Revolving/Designated

COST OBJECT		FACULTY Dollar	FACULTY FTE	NON FACULTY Dollar	NON FACULTY FTE	EMPLOYEE BENEFITS	PERSONAL SERVICE CREDITS	TOTAL PERSONAL SERVICES	TOTAL OPERATING EXPENSES	TOTAL
42-2601-0400	DCS - Distance Education Fee	0	0.00	27,803	0.50	7,203	0	35,006	372,083	407,089
42-2606-0100	Offutt AFB - Testing Svcs	0	0.00	19,062	1.00	4,937	0	23,999	11,981	35,980
42-2607-0100	Continuing Education - Non Credit	0	0.00	0	0.00	8	0	8	728,168	728,176
	TOTAL	**0**	**0.00**	**46,865**	**1.50**	**12,148**	**0**	**59,013**	**1,112,232**	**1,171,245**
	SUB PROGRAM TOTAL	**280,233**	**0**	**738,352**	**16**	**265,292**	**0**	**1,283,877**	**1,755,723**	**3,039,600**

SUBPROGRAM #/NAME: 30 Distance Education

UNO-State General Fund-791 State & University Generated/Unrestricted

COST OBJECT		FACULTY Dollar	FACULTY FTE	NON FACULTY Dollar	NON FACULTY FTE	EMPLOYEE BENEFITS	PERSONAL SERVICE CREDITS	TOTAL PERSONAL SERVICES	TOTAL OPERATING EXPENSES	TOTAL
41-3001-0100	Distance Education	0	0.00	103,246	1.13	26,896	0	130,142	36,308	166,450
	TOTAL	**0**	**0.00**	**103,246**	**1.13**	**26,896**	**0**	**130,142**	**36,308**	**166,450**

UNO-State General Fund-791 Revolving/Designated

COST OBJECT		FACULTY Dollar	FACULTY FTE	NON FACULTY Dollar	NON FACULTY FTE	EMPLOYEE BENEFITS	PERSONAL SERVICE CREDITS	TOTAL PERSONAL SERVICES	TOTAL OPERATING EXPENSES	TOTAL
42-3001-0100	Distance Education Fee	0	0.00	35,746	0.69	9,259	0	45,005	964,956	1,009,961
	TOTAL	**0**	**0.00**	**35,746**	**0.69**	**9,259**	**0**	**45,005**	**964,956**	**1,009,961**
	SUB PROGRAM TOTAL	**0**	**0**	**138,992**	**2**	**36,155**	**0**	**175,147**	**1,001,264**	**1,176,411**

SUBPROGRAM #/NAME: 32 Research Initiative

UNO-State General Fund-791 State & University Generated/Unrestricted

COST OBJECT		FACULTY Dollar	FACULTY FTE	NON FACULTY Dollar	NON FACULTY FTE	EMPLOYEE BENEFITS	PERSONAL SERVICE CREDITS	TOTAL PERSONAL SERVICES	TOTAL OPERATING EXPENSES	TOTAL
41-3210-0290	Decrease Step Width (1891)	49,824	1.00	0	0.00	12,980	0	62,804	0	62,804
	TOTAL	**49,824**	**1.00**	**0**	**0.00**	**12,980**	**0**	**62,804**	**0**	**62,804**
	SUB PROGRAM TOTAL	**49,824**	**1**	**0**	**0**	**12,980**	**0**	**62,804**	**0**	**62,804**

SUBPROGRAM #/NAME: 33 Physical Plant Administration

UNO-State General Fund-791 State & University Generated/Unrestricted

COST OBJECT		FACULTY Dollar	FACULTY FTE	NON FACULTY Dollar	NON FACULTY FTE	EMPLOYEE BENEFITS	PERSONAL SERVICE CREDITS	TOTAL PERSONAL SERVICES	TOTAL OPERATING EXPENSES	TOTAL
41-3301-0100	Plant Operations and Construction	0	0.00	307,145	4.99	80,013	0	387,158	51,165	438,323
41-3305-0100	Building Repairs & Maintenance	0	0.00	542,018	8.00	103,521	0	645,539	1,167,909	1,813,448
41-3305-1300	O&M	0	0.00	0	0.00	0	0	0	900,000	900,000
41-3306-0100	Custodial	0	0.00	2,229,768	70.00	580,876	0	2,810,644	334,880	3,145,524
41-3307-0100	Grounds	0	0.00	758,181	22.33	185,937	0	944,118	590,000	1,534,118

COST OBJECT LISTING BY SUB PROGRAM
2020-2021GENERAL OPERATING BUDGET
UNIVERSITY OF NEBRASKA AT OMAHA

SUBPROGRAM #/NAME: 33 Physical Plant Administration

UNO-State General Fund-791 State & University Generated/Unrestricted

COST OBJECT		FACULTY Dollar	FACULTY FTE	NON FACULTY Dollar	NON FACULTY FTE	EMPLOYEE BENEFITS	PERSONAL SERVICE CREDITS	TOTAL PERSONAL SERVICES	TOTAL OPERATING EXPENSES	TOTAL
41-3308-0100	Power Plant	0	0.00	1,536,361	23.00	389,007	0	1,925,368	82,486	2,007,854
41-3309-0100	Utilities	0	0.00	0	0.00	0	0	0	5,981,557	5,981,557
41-3312-0100	Public Safety Department	0	0.00	1,525,810	34.05	384,692	0	1,910,502	50,876	1,961,378
41-3312-0200	Public Safety - Maintenance	0	0.00	0	0.00	0	0	0	59,560	59,560
41-3312-0500	Emergency Management	0	0.00	65,734	1.00	17,126	0	82,860	21,260	104,120
41-3312-0600	Youth Safety	0	0.00	121,040	2.00	31,533	0	152,573	5,000	157,573
41-3390-0100	Unemployment Compensation	0	0.00	0	0.00	1,707	0	1,707	0	1,707
41-3390-0200	Workers' Compensation	0	0.00	0	0.00	14,314	0	14,314	0	14,314
	TOTAL	**0**	**0.00**	**7,086,057**	**165.37**	**1,788,726**	**0**	**8,874,783**	**9,244,693**	**18,119,476**

UNO-Auxiliary-799 Auxiliaries & Services/Restricted

COST OBJECT		FACULTY Dollar	FACULTY FTE	NON FACULTY Dollar	NON FACULTY FTE	EMPLOYEE BENEFITS	PERSONAL SERVICE CREDITS	TOTAL PERSONAL SERVICES	TOTAL OPERATING EXPENSES	TOTAL
43-3312-0300	Baxter Arena	0	0.00	95,118	3.00	28,349	0	123,467	2,300	125,767
43-3350-0100	Parking and Transit Operations	0	0.00	445,586	13.66	132,802	0	578,388	1,503,110	2,081,498
	TOTAL	**0**	**0.00**	**540,704**	**16.66**	**161,151**	**0**	**701,855**	**1,505,410**	**2,207,265**
	SUB PROGRAM TOTAL	**0**	**0**	**7,626,761**	**182**	**1,949,877**	**0**	**9,576,638**	**10,750,103**	**20,326,741**

SUBPROGRAM #/NAME: 41 Executive Administration

UNO-State General Fund-791 State & University Generated/Unrestricted

COST OBJECT		FACULTY Dollar	FACULTY FTE	NON FACULTY Dollar	NON FACULTY FTE	EMPLOYEE BENEFITS	PERSONAL SERVICE CREDITS	TOTAL PERSONAL SERVICES	TOTAL OPERATING EXPENSES	TOTAL
41-4101-0100	Chancellor	0	0.00	437,194	3.55	113,894	0	551,088	84,801	635,889
41-4101-0200	Diversity & Equal Opportunity	0	0.00	245,082	3.00	63,846	0	308,928	10,843	319,771
41-4101-0300	Honors Awards & Recognition	12,766	0.00	0	0.00	3,327	0	16,093	0	16,093
41-4101-0700	Minority/Gender Equity Recruitment Fund	0	0.00	4,654	0.00	1,213	0	5,867	0	5,867
41-4101-0800	Strategic Planning	0	0.00	0	0.00	0	0	0	35,690	35,690
41-4101-1000	Chancellor's Comm On Status of Women	0	0.00	0	0.00	0	0	0	2,000	2,000
41-4101-1200	Chancellor FAR	15,000	0.00	0	0.00	3,908	0	18,908	4,000	22,908
41-4101-1400	Health Security	0	0.00	0	0.00	2	0	2	0	2
41-4105-0100	Ombudsman	0	0.00	11,392	0.00	2,967	0	14,359	6,052	20,411
	TOTAL	**27,766**	**0.00**	**698,322**	**6.55**	**189,157**	**0**	**915,245**	**143,386**	**1,058,631**

UNO-State General Fund-791 Cash & Student Contracts/Designated

COST OBJECT		FACULTY Dollar	FACULTY FTE	NON FACULTY Dollar	NON FACULTY FTE	EMPLOYEE BENEFITS	PERSONAL SERVICE CREDITS	TOTAL PERSONAL SERVICES	TOTAL OPERATING EXPENSES	TOTAL
41-4101-0400	Indirect Cost	0	0.00	0	0.00	0	0	0	18,880	18,880
	TOTAL	**0**	**0.00**	**0**	**0.00**	**0**	**0**	**0**	**18,880**	**18,880**

UNO-Trust-Grant/Cont/Loan/End-798 Trust/Restricted

COST OBJECT		FACULTY Dollar	FACULTY FTE	NON FACULTY Dollar	NON FACULTY FTE	EMPLOYEE BENEFITS	PERSONAL SERVICE CREDITS	TOTAL PERSONAL SERVICES	TOTAL OPERATING EXPENSES	TOTAL
47-4101-2006100	UNF:J Becker Cba Deanship	0	0.00	13,000	0.00	2,821	0	15,821	0	15,821
47-4101-2020100	UNF:Jim & Shirley Young Mentor Program	0	0.00	40,974	0.50	8,892	0	49,866	0	49,866
	TOTAL	**0**	**0.00**	**53,974**	**0.50**	**11,713**	**0**	**65,687**	**0**	**65,687**

COST OBJECT LISTING BY SUB PROGRAM
2020-2021GENERAL OPERATING BUDGET
UNIVERSITY OF NEBRASKA AT OMAHA

	SUB PROGRAM TOTAL	**27,766**	**0**	**752,296**	**7**	**200,870**	**0**	**980,932**	**162,266**	**1,143,198**

SUBPROGRAM #/NAME: 42 Student Success

UNO-State General Fund-791 State & University Generated/Unrestricted

COST OBJECT		FACULTY Dollar	FACULTY FTE	NON FACULTY Dollar	NON FACULTY FTE	EMPLOYEE BENEFITS	PERSONAL SERVICE CREDITS	TOTAL PERSONAL SERVICES	TOTAL OPERATING EXPENSES	TOTAL
41-4201-0100	V/C Student Success & Enrollment Mgmnt	0	0.00	712,346	5.20	185,573	0	897,919	58,487	956,406
41-4201-0120	Student Compliance	0	0.00	27,883	0.29	7,264	0	35,147	0	35,147
41-4201-0130	Gender and Sexuality Resource Center	0	0.00	117,393	1.83	30,581	0	147,974	22,626	170,600
41-4201-0600	Student Affairs Events	0	0.00	0	0.00	0	0	0	30,000	30,000
41-4202-0100	Commencement	0	0.00	0	0.00	0	0	0	35,000	35,000
41-4202-0200	Honors Convocation	0	0.00	0	0.00	0	0	0	7,146	7,146
41-4203-0100	Enrollment Management	0	0.00	196,358	3.22	51,154	0	247,512	0	247,512
41-4203-0200	Business Systems Intelligence	0	0.00	122,149	1.80	31,821	0	153,970	0	153,970
41-4205-0100	Teacher Placement	0	0.00	52,148	1.00	13,585	0	65,733	5,452	71,185
41-4206-0200	Accessibility Services Center	0	0.00	349,042	8.48	90,928	0	439,970	40,557	480,527
41-4206-0300	Testing Center	0	0.00	22,122	0.32	5,764	0	27,886	0	27,886
41-4207-0200	Multicultural Student Support Services	0	0.00	296,892	5.30	77,344	0	374,236	14,297	388,533
41-4207-0210	UNO Pow Wow	0	0.00	0	0.00	0	0	0	25,000	25,000
41-4207-0400	Summer Scholars	0	0.00	7,396	0.37	1,927	0	9,323	58,371	67,694
41-4207-0500	Cultural Awareness Programming	0	0.00	0	0.00	0	0	0	10,825	10,825
41-4208-0100	Recruitment Services	0	0.00	278,310	6.88	72,502	0	350,812	75,800	426,612
41-4208-0300	New Student Programming	0	0.00	14,104	0.11	3,675	0	17,779	0	17,779
41-4230-0400	Catalog	0	0.00	0	0.00	0	0	0	11,783	11,783
41-4231-0100	Office of the University Registrar	0	0.00	421,456	8.95	109,793	0	531,249	0	531,249
41-4232-0100	Undergraduate Admissions	0	0.00	193,063	5.11	50,295	0	243,358	0	243,358
41-4232-0200	Campus Visits	0	0.00	66,978	3.58	17,449	0	84,427	0	84,427
41-4233-0100	Financial Support and Scholarships	0	0.00	811,145	15.92	211,307	0	1,022,452	30,695	1,053,147
41-4234-0100	Military and Veterans Services	0	0.00	235,156	4.90	61,259	0	296,415	0	296,415
41-4236-0100	Academic & Career Development Center	0	0.00	246,330	5.19	64,172	0	310,502	96,015	406,517
41-4250-9000	Student Activities	0	0.00	49,390	0.49	12,866	0	62,256	0	62,256
41-4290-0100	Unemployment Compensation	0	0.00	0	0.00	2,645	0	2,645	0	2,645
41-4290-0200	Workers' Compensation	0	0.00	0	0.00	22,187	0	22,187	0	22,187
41-4299-0200	Budget Adjustment-SA / EM	0	0.00	0	0.00	0	0	0	281,711	281,711
	TOTAL	**0**	**0.00**	**4,219,661**	**78.94**	**1,124,091**	**0**	**5,343,752**	**803,765**	**6,147,517**

UNO-State General Fund-791 Revolving/Designated

COST OBJECT		FACULTY Dollar	FACULTY FTE	NON FACULTY Dollar	NON FACULTY FTE	EMPLOYEE BENEFITS	PERSONAL SERVICE CREDITS	TOTAL PERSONAL SERVICES	TOTAL OPERATING EXPENSES	TOTAL
42-4201-0100	Student Success - Technology Fee	0	0.00	9,877	0.21	2,559	0	12,436	57,987	70,423
42-4201-0200	Student Success SASF	0	0.00	74,382	1.77	19,267	0	93,649	113,048	206,697
42-4201-0250	Student Success UPFF	0	0.00	68,277	0.75	17,686	0	85,963	120,151	206,114
42-4201-1000	Incident Command Emergency Planning SASF	0	0.00	0	0.00	0	0	0	30,000	30,000
42-4202-0200	New Student Convocation SASF	0	0.00	0	0.00	0	0	0	30,000	30,000
42-4203-0100	Enrollment Management SASF	0	0.00	181,107	1.53	46,915	0	228,022	160,092	388,114
42-4203-0200	Business Systems Intelligence SASF	0	0.00	268,006	3.97	69,424	0	337,430	14,157	351,587
42-4203-0300	Marketing SASF	0	0.00	57,691	0.58	14,945	0	72,636	0	72,636
42-4205-0100	Teacher Placement Career Fair	0	0.00	0	0.00	0	0	0	8,000	8,000
42-4206-0100	Testing	0	0.00	42,860	1.00	11,102	0	53,962	4,324	58,286
42-4206-0150	Testing Center SASF	0	0.00	86,225	1.70	22,336	0	108,561	245	108,806
42-4206-0175	TOEFL & TOEIC Testing	0	0.00	0	0.00	0	0	0	9,000	9,000
42-4206-0200	Computer-Based Testing Program	0	0.00	63,647	2.51	16,486	0	80,133	12,794	92,927
42-4206-0500	Accessibility Services SASF	0	0.00	36,961	1.12	9,574	0	46,535	39,381	85,916
42-4207-0400	Counseling and Psychological Services	0	0.00	447,886	7.15	116,021	0	563,907	343,377	907,284

COST OBJECT LISTING BY SUB PROGRAM
2020-2021GENERAL OPERATING BUDGET
UNIVERSITY OF NEBRASKA AT OMAHA

SUBPROGRAM #/NAME: 42 Student Success

UNO-State General Fund-791 Revolving/Designated

COST OBJECT		FACULTY Dollar	FACULTY FTE	NON FACULTY Dollar	NON FACULTY FTE	EMPLOYEE BENEFITS	PERSONAL SERVICE CREDITS	TOTAL PERSONAL SERVICES	TOTAL OPERATING EXPENSES	TOTAL
42-4208-0100	Enrollment Services SASF	0	0.00	77,448	0.81	20,061	0	97,509	5,803	103,312
42-4208-0200	Recruitment Services SASF	0	0.00	104,290	2.64	27,016	0	131,306	138,332	269,638
42-4208-0210	Recruitment/Admit Events SASF	0	0.00	0	0.00	0	0	0	95,000	95,000
42-4208-0300	New Student Programming SASF	0	0.00	235,852	7.39	61,094	0	296,946	94,735	391,681
42-4208-0500	Campus Tour/Visit Program SASF	0	0.00	76,485	2.13	19,812	0	96,297	66,754	163,051
42-4231-0100	Office of the University Registrar SASF	0	0.00	257,548	5.60	66,716	0	324,264	60,062	384,326
42-4231-0200	Transcript Charges	0	0.00	82,767	1.60	21,440	0	104,207	21,283	125,490
42-4231-0300	Articulation Activities SASF	0	0.00	31,638	0.52	8,195	0	39,833	4,343	44,176
42-4232-0100	Undergraduate Admissions SASF	0	0.00	209,358	4.07	54,232	0	263,590	27,655	291,245
42-4233-0100	W/S & SEOG 25%	0	0.00	28,847	0.57	7,473	0	36,320	0	36,320
42-4233-0200	Pell Administrative Allocation	0	0.00	20,579	0.42	5,331	0	25,910	0	25,910
42-4233-0400	Financial Support and Scholarships SASF	0	0.00	104,023	2.71	26,946	0	130,969	1,444	132,413
42-4236-0100	Career Fair	0	0.00	109,355	2.60	28,328	0	137,683	28,142	165,825
42-4250-0100	Student Activities	0	0.00	330,686	7.34	85,662	0	416,348	322,619	738,967
	TOTAL	**0**	**0.00**	**3,005,795**	**60.69**	**778,621**	**0**	**3,784,416**	**1,808,728**	**5,593,144**

UNO-State General Fund-791 Cash & Student Contracts/Designated

COST OBJECT		FACULTY Dollar	FACULTY FTE	NON FACULTY Dollar	NON FACULTY FTE	EMPLOYEE BENEFITS	PERSONAL SERVICE CREDITS	TOTAL PERSONAL SERVICES	TOTAL OPERATING EXPENSES	TOTAL
41-4201-0400	Indirect Cost	0	0.00	0	0.00	0	0	0	25,020	25,020
	TOTAL	**0**	**0.00**	**0**	**0.00**	**0**	**0**	**0**	**25,020**	**25,020**

UNO-Federal Letter of Credit-796 Federal/Restricted

COST OBJECT		FACULTY Dollar	FACULTY FTE	NON FACULTY Dollar	NON FACULTY FTE	EMPLOYEE BENEFITS	PERSONAL SERVICE CREDITS	TOTAL PERSONAL SERVICES	TOTAL OPERATING EXPENSES	TOTAL
44-4201-1002205	ED: Project Achieve YR-5 8/20	0	0.00	236,586	5.00	58,201	0	294,787	0	294,787
44-4236-1190100	FWS Job Location & Development 6/19	0	0.00	40,326	0.58	9,920	0	50,246	0	50,246
	TOTAL	**0**	**0.00**	**276,912**	**5.58**	**68,121**	**0**	**345,033**	**0**	**345,033**

UNO-Trust-Grant/Cont/Loan/End-798 Trust/Restricted

COST OBJECT		FACULTY Dollar	FACULTY FTE	NON FACULTY Dollar	NON FACULTY FTE	EMPLOYEE BENEFITS	PERSONAL SERVICE CREDITS	TOTAL PERSONAL SERVICES	TOTAL OPERATING EXPENSES	TOTAL
46-4201-2003100	Scott Scholars Support	0	0.00	415,605	3.00	90,187	0	505,792	0	505,792
46-4236-2003203	UNF:Kiewit Student Success Academy Yr 3	0	0.00	45,000	1.00	9,765	0	54,765	0	54,765
47-4201-2008100	UNF:Dreamers Pathway Comm Coordinator	0	0.00	57,511	1.00	12,480	0	69,991	0	69,991
	TOTAL	**0**	**0.00**	**518,116**	**5.00**	**112,432**	**0**	**630,548**	**0**	**630,548**

UNO-Auxiliary-799 Auxiliaries & Services/Restricted

COST OBJECT		FACULTY Dollar	FACULTY FTE	NON FACULTY Dollar	NON FACULTY FTE	EMPLOYEE BENEFITS	PERSONAL SERVICE CREDITS	TOTAL PERSONAL SERVICES	TOTAL OPERATING EXPENSES	TOTAL
43-4201-0400	Facilities Fee	0	0.00	0	0.00	0	0	0	653,521	653,521
43-4201-1100	Housing Adm Fee - Student Affairs	0	0.00	34,013	0.41	10,137	0	44,150	43,955	88,105
43-4233-0100	Veterans Affairs	0	0.00	0	0.00	0	0	0	13,500	13,500
43-4250-0200	Student Center Administration	0	0.00	303,318	5.70	90,402	0	393,720	123,440	517,160
43-4250-0800	Child Care Center	0	0.00	341,969	11.35	101,921	0	443,890	277,465	721,355
43-4251-0100	University Bookstore	0	0.00	842,986	27.12	251,243	0	1,094,229	4,970,232	6,064,461
43-4251-0300	UNMC Bookstore	0	0.00	122,878	3.20	36,622	0	159,500	0	159,500
43-4252-0100	Food Service	0	0.00	1,200,137	49.11	357,689	0	1,557,826	1,070,042	2,627,868
43-4252-0600	Convenience Store	0	0.00	0	0.00	0	0	0	62,559	62,559

COST OBJECT LISTING BY SUB PROGRAM
2020-2021GENERAL OPERATING BUDGET
UNIVERSITY OF NEBRASKA AT OMAHA

SUBPROGRAM #/NAME: 42 Student Success

UNO-Auxiliary-799 Auxiliaries & Services/Restricted

COST OBJECT		FACULTY Dollar	FACULTY FTE	NON FACULTY Dollar	NON FACULTY FTE	EMPLOYEE BENEFITS	PERSONAL SERVICE CREDITS	TOTAL PERSONAL SERVICES	TOTAL OPERATING EXPENSES	TOTAL
43-4253-0100	MBSC	0	0.00	586,212	17.95	174,716	0	760,928	220,194	981,122
43-4253-0200	Welcome Week	0	0.00	0	0.00	0	0	0	24,000	24,000
43-4253-0300	MBSC Equip & Maint	0	0.00	0	0.00	0	0	0	67,000	67,000
43-4255-0100	Campus Recreation Program	0	0.00	1,185,821	40.59	353,424	0	1,539,245	254,749	1,793,994
43-4255-0300	Outdoor Venture Center	0	0.00	95,978	5.13	28,606	0	124,584	62,225	186,809
43-4255-0400	Locker Room	0	0.00	19,640	0.73	5,854	0	25,494	13,802	39,296
43-4255-8100	Dome Operations	0	0.00	50,000	2.67	14,902	0	64,902	52,000	116,902
43-4256-0200	Alcohol and Drug Education	0	0.00	141,393	2.32	42,141	0	183,534	21,000	204,534
43-4256-1000	Insurance Adm Fee	0	0.00	14,853	0.33	4,427	0	19,280	0	19,280
	TOTAL	**0**	**0.00**	**4,939,198**	**166.60**	**1,472,084**	**0**	**6,411,282**	**7,929,684**	**14,340,966**
	SUB PROGRAM TOTAL	**0**	**0**	**12,959,682**	**317**	**3,555,349**	**0**	**16,515,031**	**10,567,197**	**27,082,228**

SUBPROGRAM #/NAME: 43 Business and Finance

UNO-State General Fund-791 State & University Generated/Unrestricted

COST OBJECT		FACULTY Dollar	FACULTY FTE	NON FACULTY Dollar	NON FACULTY FTE	EMPLOYEE BENEFITS	PERSONAL SERVICE CREDITS	TOTAL PERSONAL SERVICES	TOTAL OPERATING EXPENSES	TOTAL
41-4301-0100	Vice Chancellor for Business & Finance	0	0.00	457,249	3.07	104,919	0	562,168	4,394	566,562
41-4301-0200	Business & Finance - Travel/Equipment	0	0.00	0	0.00	0	0	0	44,273	44,273
41-4305-0100	Finance	0	0.00	473,364	5.42	123,315	0	596,679	7,184	603,863
41-4305-0200	Administration Development Support	0	0.00	0	0.00	0	0	0	53,400	53,400
41-4306-0100	Accounting Services Department	0	0.00	488,471	6.39	127,250	0	615,721	13,508	629,229
41-4306-0300	Payment Services	0	0.00	177,162	3.00	46,154	0	223,316	5,787	229,103
41-4307-0100	Cashiering/Student Accounts	0	0.00	290,481	7.31	75,673	0	366,154	86,521	452,675
41-4308-0100	Business Systems	0	0.00	215,802	3.67	56,219	0	272,021	15,000	287,021
41-4309-0100	Grants Accounting	0	0.00	164,770	2.25	42,923	0	207,693	6,750	214,443
41-4310-0100	Procurement	0	0.00	42,586	1.25	11,094	0	53,680	75,000	128,680
41-4311-0100	Environmental Health & Safety	0	0.00	201,448	3.13	52,480	0	253,928	44,077	298,005
41-4312-0100	Mail Service	0	0.00	327,740	8.60	85,379	0	413,119	1,247	414,366
41-4314-0100	Bonds and Insurance	0	0.00	0	0.00	0	0	0	601,044	601,044
41-4320-0100	Human Resources	0	0.00	535,873	8.72	139,601	0	675,474	46,158	721,632
41-4320-0110	HR - Campus Process Costs	0	0.00	0	0.00	0	0	0	30,000	30,000
41-4320-0200	Training and Development	0	0.00	0	0.00	0	0	0	15,000	15,000
41-4320-0400	On Campus Student Employment	0	0.00	0	0.00	0	0	0	500	500
41-4321-0100	Payroll	0	0.00	93,185	1.50	24,276	0	117,461	4,500	121,961
41-4330-0100	Miscellaneous General Expense	0	0.00	0	0.00	0	0	0	219,522	219,522
41-4330-0200	Infrastructure Support	0	0.00	0	0.00	0	0	0	104,480	104,480
41-4390-0100	Workers' Compensation	0	0.00	0	0.00	30,439	0	30,439	0	30,439
41-4390-0200	Unemployment Compensation	0	0.00	0	0.00	3,628	0	3,628	0	3,628
41-4399-0200	NU Values Adjustments	0	0.00	242,452	0.00	72,080	0	314,532	0	314,532
	TOTAL	**0**	**0.00**	**3,710,583**	**54.31**	**995,430**	**0**	**4,706,013**	**1,378,345**	**6,084,358**

UNO-State General Fund-791 Revolving/Designated

COST OBJECT		FACULTY Dollar	FACULTY FTE	NON FACULTY Dollar	NON FACULTY FTE	EMPLOYEE BENEFITS	PERSONAL SERVICE CREDITS	TOTAL PERSONAL SERVICES	TOTAL OPERATING EXPENSES	TOTAL
42-4306-0200	Accounting Services Admin Fee	0	0.00	15,283	0.18	3,959	0	19,242	277	19,519
42-4307-0100	Perkins/NDSL Adminstration	0	0.00	2,043	0.11	529	0	2,572	22,813	25,385
42-4307-0300	CashieringStudent Accounts SASF	0	0.00	48,726	0.93	12,622	0	61,348	0	61,348
42-4308-0100	Business Systems SASF	0	0.00	75,357	1.00	19,520	0	94,877	0	94,877

COST OBJECT LISTING BY SUB PROGRAM
2020-2021GENERAL OPERATING BUDGET
UNIVERSITY OF NEBRASKA AT OMAHA

SUBPROGRAM #/NAME: 43 Business and Finance

UNO-State General Fund-791 Revolving/Designated

COST OBJECT		FACULTY Dollar	FACULTY FTE	NON FACULTY Dollar	NON FACULTY FTE	EMPLOYEE BENEFITS	PERSONAL SERVICE CREDITS	TOTAL PERSONAL SERVICES	TOTAL OPERATING EXPENSES	TOTAL
42-4309-0100	W/S & SEOG 75%	0	0.00	14,970	0.20	3,878	0	18,848	19,981	38,829
42-4309-0200	Pell Admistrative Allocation	0	0.00	0	0.00	0	0	0	4,800	4,800
	TOTAL	**0**	**0.00**	**156,379**	**2.42**	**40,508**	**0**	**196,887**	**47,871**	**244,758**

UNO-State General Fund-791 Cash & Student Contracts/Designated

COST OBJECT		FACULTY Dollar	FACULTY FTE	NON FACULTY Dollar	NON FACULTY FTE	EMPLOYEE BENEFITS	PERSONAL SERVICE CREDITS	TOTAL PERSONAL SERVICES	TOTAL OPERATING EXPENSES	TOTAL
41-4301-0300	Business & Finance - Indirect Cost	0	0.00	54,346	1.00	16,194	0	70,540	0	70,540
	TOTAL	**0**	**0.00**	**54,346**	**1.00**	**16,194**	**0**	**70,540**	**0**	**70,540**

UNO-Auxiliary-799 Auxiliaries & Services/Restricted

COST OBJECT		FACULTY Dollar	FACULTY FTE	NON FACULTY Dollar	NON FACULTY FTE	EMPLOYEE BENEFITS	PERSONAL SERVICE CREDITS	TOTAL PERSONAL SERVICES	TOTAL OPERATING EXPENSES	TOTAL
43-4350-0310	Finance Adm Alloc	0	0.00	71,400	1.00	21,280	0	92,680	0	92,680
	TOTAL	**0**	**0.00**	**71,400**	**1.00**	**21,280**	**0**	**92,680**	**0**	**92,680**
	SUB PROGRAM TOTAL	**0**	**0**	**3,992,708**	**59**	**1,073,412**	**0**	**5,066,120**	**1,426,216**	**6,492,336**

SUBPROGRAM #/NAME: 44 General Expense

UNO-State General Fund-791 State & University Generated/Unrestricted

COST OBJECT		FACULTY Dollar	FACULTY FTE	NON FACULTY Dollar	NON FACULTY FTE	EMPLOYEE BENEFITS	PERSONAL SERVICE CREDITS	TOTAL PERSONAL SERVICES	TOTAL OPERATING EXPENSES	TOTAL
41-4405-0100	Special Projects	0	0.00	0	0.00	0	0	0	5,060	5,060
41-4405-0200	Special Events	0	0.00	0	0.00	0	0	0	15,000	15,000
41-4410-0100	University Communications	0	0.00	1,210,712	21.13	315,402	0	1,526,114	85,011	1,611,125
41-4410-0400	Marketing	0	0.00	0	0.00	0	0	0	97,000	97,000
41-4410-0600	State & Community Relations	0	0.00	89,000	1.00	23,185	0	112,185	22,513	134,698
41-4410-0700	UComm Commencement	0	0.00	5,000	0.00	1,303	0	6,303	119,962	126,265
41-4415-0100	Employee Assistance Program	0	0.00	0	0.00	0	0	0	28,569	28,569
41-4425-0200	Alumni Association Support	0	0.00	33,905	0.75	8,833	0	42,738	57,000	99,738
41-4490-0100	Unemployment Compensation	0	0.00	0	0.00	0	0	0	7,561	7,561
41-4499-0200	Salary Adjustments	0	0.00	49,386	0.00	12,865	0	62,251	240,000	302,251
	TOTAL	**0**	**0.00**	**1,388,003**	**22.88**	**361,588**	**0**	**1,749,591**	**677,676**	**2,427,267**

UNO-Auxiliary-799 Auxiliaries & Services/Restricted

COST OBJECT		FACULTY Dollar	FACULTY FTE	NON FACULTY Dollar	NON FACULTY FTE	EMPLOYEE BENEFITS	PERSONAL SERVICE CREDITS	TOTAL PERSONAL SERVICES	TOTAL OPERATING EXPENSES	TOTAL
43-4411-0100	MavCard Services	0	0.00	116,966	2.75	34,861	0	151,827	116,466	268,293
43-4451-0200	Strauss Utilization	0	0.00	13,794	0.27	4,112	0	17,906	88	17,994
43-4451-0730	Housing Administrative Fee	0	0.00	0	0.00	0	0	0	79,550	79,550
43-4451-0750	Housing Adm - Business & Finance	0	0.00	36,803	0.43	10,968	0	47,771	0	47,771
43-4451-0751	Housing Adm - Public Safety	0	0.00	94,796	1.00	28,253	0	123,049	13,616	136,665
43-4451-0752	Housing Adm - Security Maint/IS Systems	0	0.00	0	0.00	0	0	0	61,000	61,000
	TOTAL	**0**	**0.00**	**262,359**	**4.45**	**78,194**	**0**	**340,553**	**270,720**	**611,273**
	SUB PROGRAM TOTAL	**0**	**0**	**1,650,362**	**27**	**439,782**	**0**	**2,090,144**	**948,396**	**3,038,540**

SUBPROGRAM #/NAME: 75 Student Housing

COST OBJECT LISTING BY SUB PROGRAM
2020-2021GENERAL OPERATING BUDGET
UNIVERSITY OF NEBRASKA AT OMAHA

SUBPROGRAM #/NAME: 75 Student Housing

UNO-Auxiliary-799 Auxiliaries & Services/Restricted

COST OBJECT		FACULTY Dollar	FACULTY FTE	NON FACULTY Dollar	NON FACULTY FTE	EMPLOYEE BENEFITS	PERSONAL SERVICE CREDITS	TOTAL PERSONAL SERVICES	TOTAL OPERATING EXPENSES	TOTAL
43-7501-0100	Housing - Administration	0	0.00	18,304	0.40	5,455	0	23,759	14,176	37,935
43-7510-0100	Maverick Village	0	0.00	325,397	7.50	96,982	0	422,379	681,270	1,103,649
43-7515-0100	University Village	0	0.00	434,553	10.59	129,516	0	564,069	987,154	1,551,223
	TOTAL	**0**	**0.00**	**778,254**	**18.49**	**231,953**	**0**	**1,010,207**	**1,682,600**	**2,692,807**
	SUB PROGRAM TOTAL	**0**	**0**	**778,254**	**18**	**231,953**	**0**	**1,010,207**	**1,682,600**	**2,692,807**

SUBPROGRAM #/NAME: 77 Intercollegiate Athletics

UNO-State General Fund-791 State & University Generated/Unrestricted

COST OBJECT		FACULTY Dollar	FACULTY FTE	NON FACULTY Dollar	NON FACULTY FTE	EMPLOYEE BENEFITS	PERSONAL SERVICE CREDITS	TOTAL PERSONAL SERVICES	TOTAL OPERATING EXPENSES	TOTAL
41-7701-0100	Intercollegiate Athletics	0	0.00	4,602,019	0.00	1,271,401	0	5,873,420	0	5,873,420
	TOTAL	**0**	**0.00**	**4,602,019**	**0.00**	**1,271,401**	**0**	**5,873,420**	**0**	**5,873,420**

UNO-Auxiliary-799 Auxiliaries & Services/Restricted

COST OBJECT		FACULTY Dollar	FACULTY FTE	NON FACULTY Dollar	NON FACULTY FTE	EMPLOYEE BENEFITS	PERSONAL SERVICE CREDITS	TOTAL PERSONAL SERVICES	TOTAL OPERATING EXPENSES	TOTAL
43-7701-0100	Athletics Administration	0	0.00	765,062	5.97	236,886	0	1,001,948	760,157	1,762,105
43-7701-0200	Athletic Media Relations	0	0.00	132,715	3.07	39,553	0	172,268	50,000	222,268
43-7701-0300	NCAA Compliance	0	0.00	93,777	2.22	27,950	0	121,727	20,000	141,727
43-7701-0350	Academic Resource Room	0	0.00	165,094	3.00	49,205	0	214,299	33,000	247,299
43-7701-0400	Marketing	0	0.00	34,000	1.81	10,133	0	44,133	150,000	194,133
43-7701-0420	Video Production	0	0.00	46,665	1.00	13,909	0	60,574	20,000	80,574
43-7701-0430	Social Media	0	0.00	96,524	2.00	28,769	0	125,293	15,000	140,293
43-7701-0450	Ticket Office	0	0.00	84,300	2.76	25,125	0	109,425	75,000	184,425
43-7701-0600	Trade Outs	0	0.00	0	0.00	0	0	0	250,000	250,000
43-7701-0800	Training Room	0	0.00	368,415	6.00	109,804	0	478,219	115,000	593,219
43-7701-0900	Strength And Conditioning	0	0.00	134,795	3.52	40,174	0	174,969	47,500	222,469
43-7701-1000	Equipment Room	0	0.00	120,802	3.41	36,004	0	156,806	235,000	391,806
43-7701-1100	Business Office	0	0.00	200,333	2.00	59,707	0	260,040	6,500	266,540
43-7701-1200	Athletic Facilities	0	0.00	75,819	2.08	22,597	0	98,416	47,500	145,916
43-7701-1210	Baseball Seymour Smith	0	0.00	0	0.00	0	0	0	5,500	5,500
43-7701-1220	Softball Westside Field	0	0.00	0	0.00	0	0	0	30,000	30,000
43-7701-1300	Concessions	0	0.00	24,795	1.03	7,390	0	32,185	5,000	37,185
43-7701-1500	Athletic Insurance	0	0.00	0	0.00	0	0	0	175,000	175,000
43-7701-2000	Athletics-Clinics Strength & Cond	0	0.00	0	0.00	0	0	0	5,000	5,000
43-7701-3500	Women's Walk	0	0.00	52,065	1.00	15,516	0	67,581	0	67,581
43-7701-5000	Athletic Budget Adjustment	0	0.00	-4,602,019	0.00	-2,583,972	0	-7,185,991	0	-7,185,991
43-7705-0100	Men's Athletics - Basketball	0	0.00	418,351	5.00	124,687	0	543,038	292,500	835,538
43-7705-0200	Men's Athletics - Baseball	0	0.00	140,224	3.00	41,793	0	182,017	251,500	433,517
43-7705-0500	Men's Athletics - Hockey	0	0.00	569,463	4.00	169,722	0	739,185	645,000	1,384,185
43-7705-0505	Men's Athletics - Hockey GIA	0	0.00	0	0.00	0	0	0	195,000	195,000
43-7705-0600	Men's Athletics - Hockey Administration	0	0.00	0	0.00	0	0	0	303,000	303,000
43-7705-0900	Men's Athletics - Tennis	0	0.00	40,000	1.00	11,922	0	51,922	60,250	112,172
43-7705-1000	Men's Athletics - Golf	0	0.00	40,435	1.00	12,052	0	52,487	73,200	125,687
43-7705-1100	Men's Athletics - Soccer	0	0.00	130,356	2.00	38,853	0	169,209	160,000	329,209
43-7705-1500	Men's Athletics - GIA	0	0.00	0	0.00	0	0	0	400,000	400,000
43-7705-2100	Men's Athletics - Clinics Basketball	0	0.00	0	0.00	0	0	0	20,000	20,000
43-7710-0100	Women's Athletics - Basketball	0	0.00	354,880	5.00	105,769	0	460,649	215,000	675,649

COST OBJECT LISTING BY SUB PROGRAM
2020-2021GENERAL OPERATING BUDGET
UNIVERSITY OF NEBRASKA AT OMAHA

SUBPROGRAM #/NAME: 77 Intercollegiate Athletics

UNO-Auxiliary-799 Auxiliaries & Services/Restricted

COST OBJECT		FACULTY Dollar	FACULTY FTE	NON FACULTY Dollar	NON FACULTY FTE	EMPLOYEE BENEFITS	PERSONAL SERVICE CREDITS	TOTAL PERSONAL SERVICES	TOTAL OPERATING EXPENSES	TOTAL
43-7710-0200	Women's Athletics - Softball	0	0.00	115,632	2.00	34,462	0	150,094	168,000	318,094
43-7710-0300	Women's Athletics - Cross Country/Track	0	0.00	90,344	2.00	26,926	0	117,270	100,000	217,270
43-7710-0400	Women's Athletics - Volleyball	0	0.00	170,790	3.00	50,903	0	221,693	190,000	411,693
43-7710-0500	Women's Athletics - Swimming	0	0.00	102,660	2.00	30,596	0	133,256	100,000	233,256
43-7710-0600	Women's Athletics - Soccer	0	0.00	109,899	2.00	32,755	0	142,654	142,500	285,154
43-7710-0700	Women's Athletics - Tennis	0	0.00	37,208	1.00	11,090	0	48,298	60,250	108,548
43-7710-0800	Women's Athletics - Golf	0	0.00	40,431	1.00	12,050	0	52,481	73,200	125,681
43-7710-1500	Women's Athletics - GIA	0	0.00	0	0.00	0	0	0	500,000	500,000
43-7710-2000	Women's Athletics - Clinics Basketball	0	0.00	0	0.00	0	0	0	15,000	15,000
43-7710-2100	Women's Softball Coaching Clinic	0	0.00	0	0.00	0	0	0	10,000	10,000
43-7710-2200	Women's Athletics - Clinics Volleyball	0	0.00	0	0.00	0	0	0	25,000	25,000
43-7710-2500	Women's Athletics - Clinics Soccer	0	0.00	0	0.00	0	0	0	15,000	15,000
43-7710-2600	Women's Athletics - Clinics Swim	0	0.00	0	0.00	0	0	0	25,000	25,000
43-7710-2800	Women's Athletics - Clinics CC/Track	0	0.00	0	0.00	0	0	0	5,000	5,000
	TOTAL	**0**	**0.00**	**153,815**	**74.87**	**-1,157,670**	**0**	**-1,003,855**	**6,089,557**	**5,085,702**
	SUB PROGRAM TOTAL	**0**	**0**	**4,755,834**	**75**	**113,731**	**0**	**4,869,565**	**6,089,557**	**10,959,122**

SUBPROGRAM #/NAME: 78 Arena

UNO-Auxiliary-799 Auxiliaries & Services/Restricted

COST OBJECT		FACULTY Dollar	FACULTY FTE	NON FACULTY Dollar	NON FACULTY FTE	EMPLOYEE BENEFITS	PERSONAL SERVICE CREDITS	TOTAL PERSONAL SERVICES	TOTAL OPERATING EXPENSES	TOTAL
43-7801-0100	Arena Administration	0	0.00	1,093,077	30.22	325,782	0	1,418,859	2,173,974	3,592,833
	TOTAL	**0**	**0.00**	**1,093,077**	**30.22**	**325,782**	**0**	**1,418,859**	**2,173,974**	**3,592,833**
	SUB PROGRAM TOTAL	**0**	**0**	**1,093,077**	**30**	**325,782**	**0**	**1,418,859**	**2,173,974**	**3,592,833**

SUBPROGRAM #/NAME: 98 Company Balance Sheets

UNO-Auxiliary-799 Auxiliaries & Services/Restricted

COST OBJECT		FACULTY Dollar	FACULTY FTE	NON FACULTY Dollar	NON FACULTY FTE	EMPLOYEE BENEFITS	PERSONAL SERVICE CREDITS	TOTAL PERSONAL SERVICES	TOTAL OPERATING EXPENSES	TOTAL
43-9810-0200	Gateway	0	0.00	62,068	1.20	18,499	0	80,567	0	80,567
43-9810-0500	Maverick Productions	0	0.00	8,358	0.23	2,491	0	10,849	0	10,849
43-9810-0700	Student Government	0	0.00	28,013	0.77	8,349	0	36,362	0	36,362
43-9825-0200	Alumni	0	0.00	105,026	2.38	31,302	0	136,328	0	136,328
43-9825-0400	Miscellaneous	0	0.00	0	0.00	27,578	0	27,578	12,758,260	12,785,838
43-9825-5900	Nebraska Applied Research Institute-NARI	0	0.00	1,761,524	20.00	525,004	0	2,286,528	0	2,286,528
	TOTAL	**0**	**0.00**	**1,964,989**	**24.58**	**613,223**	**0**	**2,578,212**	**12,758,260**	**15,336,472**
	SUB PROGRAM TOTAL	**0**	**0**	**1,964,989**	**25**	**613,223**	**0**	**2,578,212**	**12,758,260**	**15,336,472**

SUBPROGRAM #/NAME: 99 Income Activity

UNO-Federal Letter of Credit-796 Federal/Restricted

COST OBJECT		FACULTY Dollar	FACULTY FTE	NON FACULTY Dollar	NON FACULTY FTE	EMPLOYEE BENEFITS	PERSONAL SERVICE CREDITS	TOTAL PERSONAL SERVICES	TOTAL OPERATING EXPENSES	TOTAL
44-9990-0100	Budget Adjustment-Instruction	0	0.00	0	0.00	0	0	0	500,000	500,000
44-9990-0200	Budget Adjustment-Research	0	0.00	0	0.00	0	0	0	7,649,237	7,649,237

COST OBJECT LISTING BY SUB PROGRAM
2020-2021GENERAL OPERATING BUDGET
UNIVERSITY OF NEBRASKA AT OMAHA

SUBPROGRAM #/NAME: 99 Income Activity

UNO-Federal Letter of Credit-796 Federal/Restricted

COST OBJECT		FACULTY Dollar	FACULTY FTE	NON FACULTY Dollar	NON FACULTY FTE	EMPLOYEE BENEFITS	PERSONAL SERVICE CREDITS	TOTAL PERSONAL SERVICES	TOTAL OPERATING EXPENSES	TOTAL
44-9990-0300	Budget Adjustment-Public Service	0	0.00	0	0.00	0	0	0	1,359,977	1,359,977
44-9990-0400	Budget Adjustment-Academic Support	0	0.00	0	0.00	0	0	0	40,000	40,000
44-9990-0500	Budget Adjustment-Student Service	0	0.00	0	0.00	0	0	0	177,760	177,760
44-9990-0600	Budget Adjustment-Institutional Admin	0	0.00	0	0.00	0	0	0	50,000	50,000
44-9990-0700	Budget Adjustment-Physical Plant	0	0.00	0	0.00	0	0	0	10,000	10,000
44-9990-0800	Budget Adjustment-Scholarship	0	0.00	0	0.00	0	0	0	76,750,513	76,750,513
	TOTAL	**0**	**0.00**	**0**	**0.00**	**0**	**0**	**0**	**86,537,487**	**86,537,487**

UNO-Federal Advance-797 Federal/Restricted

COST OBJECT		FACULTY Dollar	FACULTY FTE	NON FACULTY Dollar	NON FACULTY FTE	EMPLOYEE BENEFITS	PERSONAL SERVICE CREDITS	TOTAL PERSONAL SERVICES	TOTAL OPERATING EXPENSES	TOTAL
45-9990-0000	Budget Adjustment-Agency	0	0.00	0	0.00	0	0	0	7,418,465	7,418,465
45-9990-0100	Budget Adjustment-Instruction	0	0.00	0	0.00	0	0	0	516,714	516,714
45-9990-0200	Budget Adjustment-Research	0	0.00	0	0.00	0	0	0	1,696,162	1,696,162
45-9990-0300	Budget Adjustment-Public Service	0	0.00	0	0.00	0	0	0	768,092	768,092
45-9990-0800	Budget Adjustment-Scholarship	0	0.00	0	0.00	0	0	0	450,000	450,000
	TOTAL	**0**	**0.00**	**0**	**0.00**	**0**	**0**	**0**	**10,849,433**	**10,849,433**

UNO-Trust-Grant/Cont/Loan/End-798 Trust/Restricted

COST OBJECT		FACULTY Dollar	FACULTY FTE	NON FACULTY Dollar	NON FACULTY FTE	EMPLOYEE BENEFITS	PERSONAL SERVICE CREDITS	TOTAL PERSONAL SERVICES	TOTAL OPERATING EXPENSES	TOTAL
46-9990-0000	Budget Adjustment-Agency	0	0.00	0	0.00	0	0	0	20,730,668	20,730,668
46-9990-0100	Budget Adjustment-Instruction	0	0.00	0	0.00	0	0	0	5,533,639	5,533,639
46-9990-0200	Budget Adjustment-Research	0	0.00	0	0.00	0	0	0	3,181,687	3,181,687
46-9990-0300	Budget Adjustment-Public Service	0	0.00	0	0.00	0	0	0	2,683,023	2,683,023
46-9990-0400	Budget Adjustment-Academic Support	0	0.00	0	0.00	0	0	0	12,595	12,595
46-9990-0500	Budget Adjustment-Student Service	0	0.00	0	0.00	0	0	0	102,457	102,457
46-9990-0600	Budget Adjustment-Institutional Admin	0	0.00	0	0.00	0	0	0	39,245	39,245
46-9990-0700	Budget Adjustment-Physical Plant	0	0.00	0	0.00	0	0	0	400,000	400,000
46-9990-0800	Budget Adjustment-Scholarship	0	0.00	0	0.00	0	0	0	5,100,000	5,100,000
	TOTAL	**0**	**0.00**	**0**	**0.00**	**0**	**0**	**0**	**37,783,314**	**37,783,314**
	SUB PROGRAM TOTAL	**0**	**0**	**0**	**0**	**0**	**0**	**0**	**135,170,234**	**135,170,234**

COST OBJECT LISTING BY SUB PROGRAM
2020-2021GENERAL OPERATING BUDGET
UNIVERSITY OF NEBRASKA AT KEARNEY

SUBPROGRAM #/NAME: 01 Academics Affairs

UNK-State General Fund-751 State & University Generated/Unrestricted

COST OBJECT		FACULTY Dollar	FACULTY FTE	NON FACULTY Dollar	NON FACULTY FTE	EMPLOYEE BENEFITS	PERSONAL SERVICE CREDITS	TOTAL PERSONAL SERVICES	TOTAL OPERATING EXPENSES	TOTAL
51-0101-0100	VC Academic Affairs	0	0.00	721,903	6.52	192,517	0	914,420	24,339	938,759
51-0102-0100	SVCAA-Diversity Funds	33,637	0.35	0	0.00	15,548	0	49,185	0	49,185
51-0102-0200	Assessment	292	0.00	41,820	0.50	14,742	0	56,854	16,415	73,269
51-0102-0300	Artists And Lecturers	0	0.00	0	0.00	0	0	0	16,561	16,561
51-0102-0400	World Affairs Conference	0	0.00	0	0.00	0	0	0	2,331	2,331
51-0102-0600	SVCAA-Permanent Salary Savings	96,414	0.00	32,813	1.25	41,067	0	170,294	0	170,294
51-0102-0700	Academic Catalog	0	0.00	0	0.00	0	0	0	13,583	13,583
51-0199-0300	Interim Cash Fund Budget Adj	0	0.00	0	0.00	0	0	0	3,862,990	3,862,990
51-0199-0303	Budget Cut COVID-19	0	0.00	0	0.00	0	0	0	807,317	807,317
51-0199-0400	Campus Priority Funding	0	0.00	263,105	12.47	247,305	0	510,410	0	510,410
51-0199-0500	Budget Adj - Benefits	0	0.00	0	0.00	-369,265	0	-369,265	369,265	0
51-0199-0900	Research Incentive Allocation-Campus	0	0.00	0	0.00	0	0	0	20,000	20,000
	TOTAL	**130,343**	**0.35**	**1,059,641**	**20.74**	**141,914**	**0**	**1,331,898**	**5,132,801**	**6,464,699**

UNK-State General Fund-751 Revolving/Designated

COST OBJECT		FACULTY Dollar	FACULTY FTE	NON FACULTY Dollar	NON FACULTY FTE	EMPLOYEE BENEFITS	PERSONAL SERVICE CREDITS	TOTAL PERSONAL SERVICES	TOTAL OPERATING EXPENSES	TOTAL
52-0199-0500	Budget Adjustment Revolving - Instructio	821,483	0.31	1,107,603	0.26	468,108	0	2,397,194	1,057,029	3,454,223
52-0199-0600	Budget Adjustment Revolving - Academic S	0	0.00	0	0.00	0	0	0	515,400	515,400
	TOTAL	**821,483**	**0.31**	**1,107,603**	**0.26**	**468,108**	**0**	**2,397,194**	**1,572,429**	**3,969,623**

UNK-State General Fund-751 Cash & Student Contracts/Designated

COST OBJECT		FACULTY Dollar	FACULTY FTE	NON FACULTY Dollar	NON FACULTY FTE	EMPLOYEE BENEFITS	PERSONAL SERVICE CREDITS	TOTAL PERSONAL SERVICES	TOTAL OPERATING EXPENSES	TOTAL
51-0199-0800	Research Incentive Allocation-Department	0	0.00	0	0.00	0	0	0	230,000	230,000
	TOTAL	**0**	**0.00**	**0**	**0.00**	**0**	**0**	**0**	**230,000**	**230,000**

UNK-Trust-Grant/Cont/Loan/End-758 Trust/Restricted

COST OBJECT		FACULTY Dollar	FACULTY FTE	NON FACULTY Dollar	NON FACULTY FTE	EMPLOYEE BENEFITS	PERSONAL SERVICE CREDITS	TOTAL PERSONAL SERVICES	TOTAL OPERATING EXPENSES	TOTAL
56-0102-0003015	Thompson Scholars 2020-2021	0	0.00	205,740	4.00	87,040	0	292,780	447,208	739,988
57-0102-0001001	Martin Faculty Chair	1,750	0.00	0	0.00	0	0	1,750	0	1,750
57-0102-0002001	Reynolds Chair-Engl	15,000	0.00	0	0.00	0	0	15,000	0	15,000
57-0102-0005001	Foun-Williams Community Chair Fund	60,780	0.50	0	0.00	12,457	0	73,237	0	73,237
	TOTAL	**77,530**	**0.50**	**205,740**	**4.00**	**99,497**	**0**	**382,767**	**447,208**	**829,975**
	SUB PROGRAM TOTAL	**1,029,356**	**1**	**2,372,984**	**25**	**709,519**	**0**	**4,111,859**	**7,382,438**	**11,494,297**

SUBPROGRAM #/NAME: 05 College of Natural and Social Sciences

UNK-Trust-Grant/Cont/Loan/End-758 Trust/Restricted

COST OBJECT		FACULTY Dollar	FACULTY FTE	NON FACULTY Dollar	NON FACULTY FTE	EMPLOYEE BENEFITS	PERSONAL SERVICE CREDITS	TOTAL PERSONAL SERVICES	TOTAL OPERATING EXPENSES	TOTAL
56-0510-0130001	UNL/EPSCoR RII Trck 1 Root/Rhiz Innov	56,728	0.00	0	0.00	10,865	0	67,593	100,000	167,593
	TOTAL	**56,728**	**0.00**	**0**	**0.00**	**10,865**	**0**	**67,593**	**100,000**	**167,593**
	SUB PROGRAM TOTAL	**56,728**	**0**	**0**	**0**	**10,865**	**0**	**67,593**	**100,000**	**167,593**

SUBPROGRAM #/NAME: 06 College of Business Administration

COST OBJECT LISTING BY SUB PROGRAM
2020-2021GENERAL OPERATING BUDGET
UNIVERSITY OF NEBRASKA AT KEARNEY

SUBPROGRAM #/NAME: 06 College of Business Administration

UNK-State General Fund-751 State & University Generated/Unrestricted

COST OBJECT		FACULTY Dollar	FACULTY FTE	NON FACULTY Dollar	NON FACULTY FTE	EMPLOYEE BENEFITS	PERSONAL SERVICE CREDITS	TOTAL PERSONAL SERVICES	TOTAL OPERATING EXPENSES	TOTAL
51-0601-0100	Dean College of Business/Technology	0	0.00	288,269	2.60	81,061	0	369,330	5,475	374,805
51-0602-0200	Business/Technology General	84,000	0.60	121,341	3.37	52,499	0	257,840	73,723	331,563
51-0602-0400	West Center Computer Lab	0	0.00	79,758	1.15	27,960	0	107,718	20,350	128,068
51-0602-0700	Military Science	0	0.00	0	0.00	0	0	0	2,500	2,500
51-0610-0100	Accounting/Finance/Economics	1,477,110	12.50	72,211	1.57	419,290	0	1,968,611	36,129	2,004,740
51-0613-0100	Family Studies	375,321	5.00	18,730	0.65	107,458	0	501,509	14,981	516,490
51-0613-0200	POE-Family Studies	62,720	1.00	0	0.00	26,813	0	89,533	0	89,533
51-0614-0100	Industrial Technology	779,911	10.25	75,443	1.55	278,110	0	1,133,464	29,345	1,162,809
51-0614-0300	POE-Industrial Technology	29,007	0.35	33,753	0.62	24,887	0	87,647	0	87,647
51-0615-0100	Management	818,028	9.10	80,057	1.75	271,627	0	1,169,712	22,292	1,192,004
51-0615-7000	POE-Management Faculty Position	79,680	1.00	0	0.00	18,073	0	97,753	0	97,753
51-0616-0100	MBA Program	0	0.00	49,750	0.55	8,442	0	58,192	2,500	60,692
51-0616-0200	POE-MBA	0	0.00	31,680	0.87	7,935	0	39,615	0	39,615
51-0618-0100	Marketing/Agribusiness/Supply Chain Mgmt	619,760	6.94	78,582	1.52	188,658	0	887,000	22,629	909,629
51-0618-7000	POE-Supply Chain Management Position	78,065	0.76	0	0.00	16,534	0	94,599	0	94,599
51-0619-0100	Cyber Systems	451,599	4.57	38,282	1.40	138,095	0	627,976	27,385	655,361
51-0619-7000	POE-Computer Science & Info Tech Faculty	28,166	0.28	0	0.00	4,783	0	32,949	0	32,949
51-0619-7001	POE-Cyber Sys Tenure Track Professor	92,541	1.00	0	0.00	31,533	0	124,074	3,134	127,208
51-0619-7002	POE-Cyber Sys Tenure Track-Taylor	30,166	0.25	0	0.00	7,127	0	37,293	0	37,293
51-0620-0100	CBT Career Center	0	0.00	104,605	1.77	45,442	0	150,047	7,000	157,047
51-0620-8000	Dist Tuit Diff-CBT Career Center	0	0.00	0	0.11	0	0	0	0	0
51-0699-0200	College of Business/Technology Unallocat	539,796	5.40	15,672	0.00	176,965	0	732,433	0	732,433
	TOTAL	**5,545,870**	**59.00**	**1,088,133**	**19.49**	**1,933,292**	**0**	**8,567,295**	**267,443**	**8,834,738**

UNK-Trust-Grant/Cont/Loan/End-758 Trust/Restricted

COST OBJECT		FACULTY Dollar	FACULTY FTE	NON FACULTY Dollar	NON FACULTY FTE	EMPLOYEE BENEFITS	PERSONAL SERVICE CREDITS	TOTAL PERSONAL SERVICES	TOTAL OPERATING EXPENSES	TOTAL
57-0602-0002001	Foun-Becker Reim	22,000	0.00	0	0.00	0	0	22,000	0	22,000
	TOTAL	**22,000**	**0.00**	**0**	**0.00**	**0**	**0**	**22,000**	**0**	**22,000**
	SUB PROGRAM TOTAL	**5,567,870**	**59**	**1,088,133**	**19**	**1,933,292**	**0**	**8,589,295**	**267,443**	**8,856,738**

SUBPROGRAM #/NAME: 10 College of Education

UNK-State General Fund-751 State & University Generated/Unrestricted

COST OBJECT		FACULTY Dollar	FACULTY FTE	NON FACULTY Dollar	NON FACULTY FTE	EMPLOYEE BENEFITS	PERSONAL SERVICE CREDITS	TOTAL PERSONAL SERVICES	TOTAL OPERATING EXPENSES	TOTAL
51-1001-0100	Dean College of Education	0	0.00	78,269	1.76	25,711	0	103,980	12,685	116,665
51-1002-0100	Education General	0	0.00	9,625	0.50	0	0	9,625	27,255	36,880
51-1002-0200	COE - Educator Certification Office	0	0.00	137,423	3.56	56,803	0	194,226	9,500	203,726
51-1002-0201	Educ Cert Office-Transition to Teaching	0	0.00	49,696	1.00	24,355	0	74,051	0	74,051
51-1010-0100	Communication Disorders	383,001	5.88	70,017	1.47	155,879	0	608,897	16,500	625,397
51-1010-0200	POE-CDIS	57,654	0.72	0	0.00	14,520	0	72,174	13,000	85,174
51-1011-0100	Counseling & School Psychology	519,646	7.46	71,983	1.43	194,944	0	786,573	20,500	807,073
51-1011-7520	Couns-Sch Psych Diversity Funds	12,749	0.14	0	0.00	4,279	0	17,028	0	17,028
51-1012-0100	COE IT Equipment	0	0.00	33,195	1.12	9,015	0	42,210	20,350	62,560
51-1012-0200	Education - Marketing/Recruitment	0	0.00	0	0.00	0	0	0	2,000	2,000
51-1012-0300	Education	0	0.00	0	0.00	0	0	0	38,000	38,000
51-1013-0200	Educational Administration	290,208	3.60	45,676	0.90	83,979	0	419,863	8,000	427,863
51-1015-0200	POE-Kinesiology & Sports Sciences	153,343	2.28	4,052	0.00	62,954	0	220,349	13,500	233,849

COST OBJECT LISTING BY SUB PROGRAM
2020-2021GENERAL OPERATING BUDGET
UNIVERSITY OF NEBRASKA AT KEARNEY

SUBPROGRAM #/NAME: 10 College of Education

UNK-State General Fund-751 State & University Generated/Unrestricted

COST OBJECT		FACULTY Dollar	FACULTY FTE	NON FACULTY Dollar	NON FACULTY FTE	EMPLOYEE BENEFITS	PERSONAL SERVICE CREDITS	TOTAL PERSONAL SERVICES	TOTAL OPERATING EXPENSES	TOTAL
51-1015-0300	Kinesiology and Sports Sciences	892,363	13.08	83,672	2.15	349,229	0	1,325,264	37,600	1,362,864
51-1015-0600	KSS Diversity Funds	0	0.00	11,624	0.30	6,940	0	18,564	0	18,564
51-1015-1000	Open Recreation Clinic	0	0.00	0	0.00	0	0	0	2,500	2,500
51-1015-1300	Employee Wellness Program	15,218	0.24	0	0.00	6,464	0	21,682	3,908	25,590
51-1015-7101	POE-KSS Ath Training Educator	0	1.00	0	0.00	0	0	0	73,000	73,000
51-1017-0100	Teacher Education	1,407,463	18.78	75,228	2.03	505,876	0	1,988,567	49,000	2,037,567
51-1019-0100	POE-Teacher Ed	217,298	3.03	42,171	1.00	85,776	0	345,245	87,678	432,923
51-1019-7000	POE-TE Early Childhood Faculty Position	60,780	0.50	0	1.00	19,030	0	79,810	8,763	88,573
51-1019-8001	Dist Tuit Diff - Teacher Education	0	0.50	0	0.00	0	0	0	0	0
51-1099-0200	College of Education Unallocated	471,273	6.20	19,191	0.50	188,110	0	678,574	0	678,574
	TOTAL	**4,480,996**	**63.41**	**731,822**	**18.72**	**1,793,864**	**0**	**7,006,682**	**443,739**	**7,450,421**
52-1002-0100	PPST Testing	0	0.00	0	0.57	0	0	0	0	0
52-1002-0400	Transitional Teacher Certification Progr	0	0.50	0	0.00	0	0	0	0	0

UNK-Trust-Grant/Cont/Loan/End-758 Trust/Restricted

COST OBJECT		FACULTY Dollar	FACULTY FTE	NON FACULTY Dollar	NON FACULTY FTE	EMPLOYEE BENEFITS	PERSONAL SERVICE CREDITS	TOTAL PERSONAL SERVICES	TOTAL OPERATING EXPENSES	TOTAL
57-1010-0002001	Foun-Scottish Rite Mason RiteCare Clinic	43,541	1.00	0	0.00	23,123	0	66,664	8,006	74,670
57-1019-0005001	Foun-Teachers Scholars Academy Fund	0	0.00	60,000	1.00	25,482	0	85,482	6,400	91,882
	TOTAL	**43,541**	**1.00**	**60,000**	**1.00**	**48,605**	**0**	**152,146**	**14,406**	**166,552**
	SUB PROGRAM TOTAL	**4,524,537**	**65**	**791,822**	**20**	**1,842,469**	**0**	**7,158,828**	**458,145**	**7,616,973**

SUBPROGRAM #/NAME: 12 College of Graduate Studies

UNK-State General Fund-751 State & University Generated/Unrestricted

COST OBJECT		FACULTY Dollar	FACULTY FTE	NON FACULTY Dollar	NON FACULTY FTE	EMPLOYEE BENEFITS	PERSONAL SERVICE CREDITS	TOTAL PERSONAL SERVICES	TOTAL OPERATING EXPENSES	TOTAL
51-1201-0100	Dean Graduate Studies/Research	0	0.00	373,473	4.00	102,276	0	475,749	9,367	485,116
51-1202-0100	Graduate Studies/Research	0	0.00	618,050	17.86	37,112	0	655,162	18,672	673,834
51-1202-8001	Dist Tuit Diff - Grad Studies/Research	0	0.00	0	0.31	0	0	0	0	0
51-1210-9001	RSC-Individual Project Research	22,978	0.00	27,750	0.75	20,150	0	70,878	21,501	92,379
51-1211-0100	Sponsored Programs & Research Dev	0	0.00	160,705	2.38	53,122	0	213,827	0	213,827
51-1211-0200	IDC-Sponsored Pgms Earned Indirect Costs	0	0.00	0	0.37	0	0	0	0	0
51-1211-0300	POE-OSP Summer Research Program	0	0.00	0	0.00	0	0	0	130,091	130,091
	TOTAL	**22,978**	**0.00**	**1,179,978**	**25.67**	**212,660**	**0**	**1,415,616**	**179,631**	**1,595,247**

UNK-State General Fund-751 Revolving/Designated

COST OBJECT		FACULTY Dollar	FACULTY FTE	NON FACULTY Dollar	NON FACULTY FTE	EMPLOYEE BENEFITS	PERSONAL SERVICE CREDITS	TOTAL PERSONAL SERVICES	TOTAL OPERATING EXPENSES	TOTAL
52-1202-0200	Undergrad Research Fellows Program Fee	0	0.00	0	1.00	0	0	0	0	0
52-1299-0500	Budget Adjustment Revolving - Research	0	0.00	51,075	0.00	0	0	51,075	148,925	200,000
	TOTAL	**0**	**0.00**	**51,075**	**1.00**	**0**	**0**	**51,075**	**148,925**	**200,000**
	SUB PROGRAM TOTAL	**22,978**	**0**	**1,231,053**	**27**	**212,660**	**0**	**1,466,691**	**328,556**	**1,795,247**

SUBPROGRAM #/NAME: 16 University Libraries

COST OBJECT LISTING BY SUB PROGRAM
2020-2021GENERAL OPERATING BUDGET
UNIVERSITY OF NEBRASKA AT KEARNEY

SUBPROGRAM #/NAME: 16 University Libraries

UNK-State General Fund-751 State & University Generated/Unrestricted

COST OBJECT		FACULTY Dollar	FACULTY FTE	NON FACULTY Dollar	NON FACULTY FTE	EMPLOYEE BENEFITS	PERSONAL SERVICE CREDITS	TOTAL PERSONAL SERVICES	TOTAL OPERATING EXPENSES	TOTAL
51-1601-0100	Libraries	593,058	7.00	903,089	20.67	449,342	0	1,945,489	625,935	2,571,424
	TOTAL	**593,058**	**7.00**	**903,089**	**20.67**	**449,342**	**0**	**1,945,489**	**625,935**	**2,571,424**

UNK-State General Fund-751 Revolving/Designated

COST OBJECT		FACULTY Dollar	FACULTY FTE	NON FACULTY Dollar	NON FACULTY FTE	EMPLOYEE BENEFITS	PERSONAL SERVICE CREDITS	TOTAL PERSONAL SERVICES	TOTAL OPERATING EXPENSES	TOTAL
52-1602-0100	Library Enhancement Fee	0	0.00	0	0.00	0	0	0	940,000	940,000
	TOTAL	**0**	**0.00**	**0**	**0.00**	**0**	**0**	**0**	**940,000**	**940,000**
	SUB PROGRAM TOTAL	**593,058**	**7**	**903,089**	**21**	**449,342**	**0**	**1,945,489**	**1,565,935**	**3,511,424**

SUBPROGRAM #/NAME: 21 Summer Sessions

UNK-State General Fund-751 State & University Generated/Unrestricted

COST OBJECT		FACULTY Dollar	FACULTY FTE	NON FACULTY Dollar	NON FACULTY FTE	EMPLOYEE BENEFITS	PERSONAL SERVICE CREDITS	TOTAL PERSONAL SERVICES	TOTAL OPERATING EXPENSES	TOTAL
51-2101-0101	Summer Academic Affairs - Odd Year	1,224,496	13.53	0	0.00	193,838	0	1,418,334	0	1,418,334
	TOTAL	**1,224,496**	**13.53**	**0**	**0.00**	**193,838**	**0**	**1,418,334**	**0**	**1,418,334**
	SUB PROGRAM TOTAL	**1,224,496**	**14**	**0**	**0**	**193,838**	**0**	**1,418,334**	**0**	**1,418,334**

SUBPROGRAM #/NAME: 22 Other Instruction or Research

UNK-State General Fund-751 State & University Generated/Unrestricted

COST OBJECT		FACULTY Dollar	FACULTY FTE	NON FACULTY Dollar	NON FACULTY FTE	EMPLOYEE BENEFITS	PERSONAL SERVICE CREDITS	TOTAL PERSONAL SERVICES	TOTAL OPERATING EXPENSES	TOTAL
51-2210-0100	Academic Equipment	0	0.00	0	0.00	0	0	0	33,182	33,182
51-2210-0200	Improvement of Instruction	6,169	0.00	10,825	0.13	977	0	17,971	40,003	57,974
51-2210-0400	Faculty Senate	0	0.00	259	0.01	0	0	259	1,908	2,167
51-2210-0500	General Studies	0	0.00	46,637	0.50	13,743	0	60,380	7,089	67,469
51-2210-0600	Honors Program	7,925	0.00	98,489	1.80	41,970	0	148,384	9,859	158,243
51-2210-0700	Institutional Research	0	0.00	77,722	1.00	28,792	0	106,514	6,017	112,531
51-2210-0900	Women's Studies	0	0.00	33,890	0.25	10,144	0	44,034	5,031	49,065
51-2210-1100	Program Review	0	0.00	0	0.00	0	0	0	10,000	10,000
51-2210-1300	Mortarboard	0	0.00	0	0.00	0	0	0	1,313	1,313
51-2210-1800	International Studies	0	0.00	33,912	0.25	8,067	0	41,979	5,644	47,623
51-2210-1900	American Democracy Project	0	0.00	0	0.00	0	0	0	12,000	12,000
51-2230-0200	Nebraska Safety Center	0	0.00	149,455	1.88	38,433	0	187,888	30,000	217,888
51-2233-0100	Ctr for Entrepreneurshp & Rural Develop	0	0.00	26,209	0.63	8,613	0	34,822	0	34,822
51-2233-0200	POE-CERD	0	0.00	73,046	1.18	17,191	0	90,237	488	90,725
	TOTAL	**14,094**	**0.00**	**550,444**	**7.64**	**167,930**	**0**	**732,468**	**162,534**	**895,002**

UNK-State General Fund-751 Revolving/Designated

COST OBJECT		FACULTY Dollar	FACULTY FTE	NON FACULTY Dollar	NON FACULTY FTE	EMPLOYEE BENEFITS	PERSONAL SERVICE CREDITS	TOTAL PERSONAL SERVICES	TOTAL OPERATING EXPENSES	TOTAL
52-2230-0100	S.T.O.P. Revolving	0	0.00	0	0.42	0	0	0	0	0
52-2230-0400	Pupil Transportation Revolving	0	0.00	0	0.60	0	0	0	0	0
52-2299-0500	Budget Adjustment Revolving-Comm Svc	0	0.00	300,000	0.00	0	0	300,000	200,000	500,000
	TOTAL	**0**	**0.00**	**300,000**	**1.02**	**0**	**0**	**300,000**	**200,000**	**500,000**

COST OBJECT LISTING BY SUB PROGRAM
2020-2021GENERAL OPERATING BUDGET
UNIVERSITY OF NEBRASKA AT KEARNEY

SUBPROGRAM #/NAME: 22 Other Instruction or Research

UNK-Trust-Grant/Cont/Loan/End-758 Trust/Restricted

COST OBJECT		FACULTY Dollar	FACULTY FTE	NON FACULTY Dollar	NON FACULTY FTE	EMPLOYEE BENEFITS	PERSONAL SERVICE CREDITS	TOTAL PERSONAL SERVICES	TOTAL OPERATING EXPENSES	TOTAL
56-2230-0038001	NDOR NE Rural Transit 2017-2022	0	0.00	190,054	4.40	66,265	0	256,319	800,000	1,056,319
56-2232-0040001	NBDC 2020	0	0.00	67,735	1.00	24,931	0	92,666	0	92,666
57-2232-0003001	NBDC Program Income	0	0.00	0	1.00	0	0	0	0	0
	TOTAL	**0**	**0.00**	**257,789**	**6.40**	**91,196**	**0**	**348,985**	**800,000**	**1,148,985**
	SUB PROGRAM TOTAL	**14,094**	**0**	**1,108,233**	**15**	**259,126**	**0**	**1,381,453**	**1,162,534**	**2,543,987**

SUBPROGRAM #/NAME: 23 Student Aid

UNK-State General Fund-751 State & University Generated/Unrestricted

COST OBJECT		FACULTY Dollar	FACULTY FTE	NON FACULTY Dollar	NON FACULTY FTE	EMPLOYEE BENEFITS	PERSONAL SERVICE CREDITS	TOTAL PERSONAL SERVICES	TOTAL OPERATING EXPENSES	TOTAL
51-2314-0300	Scholarships: Need Based	0	0.00	0	0.00	0	0	0	140,000	140,000
51-2314-0400	Scholarships: UG Merit Award	0	0.00	0	0.00	0	0	0	70,000	70,000
51-2314-0500	Need-Based Aid-UG	0	0.00	0	0.00	0	0	0	1,200,000	1,200,000
51-2314-0700	Nebraska Promise	0	0.00	0	0.00	0	0	0	1,490,000	1,490,000
	TOTAL	**0**	**0.00**	**0**	**0.00**	**0**	**0**	**0**	**2,900,000**	**2,900,000**

UNK-State General Fund-751 Revolving/Designated

COST OBJECT		FACULTY Dollar	FACULTY FTE	NON FACULTY Dollar	NON FACULTY FTE	EMPLOYEE BENEFITS	PERSONAL SERVICE CREDITS	TOTAL PERSONAL SERVICES	TOTAL OPERATING EXPENSES	TOTAL
52-2399-0500	Budget Adjustment Revolving-Student Aid	0	0.00	0	0.00	0	0	0	5,000	5,000
	TOTAL	**0**	**0.00**	**0**	**0.00**	**0**	**0**	**0**	**5,000**	**5,000**

UNK-Federal Letter of Credit-756 Federal/Restricted

COST OBJECT		FACULTY Dollar	FACULTY FTE	NON FACULTY Dollar	NON FACULTY FTE	EMPLOYEE BENEFITS	PERSONAL SERVICE CREDITS	TOTAL PERSONAL SERVICES	TOTAL OPERATING EXPENSES	TOTAL
54-2313-2021054	FWS Job Location & Development 2020-2021	0	0.00	15,494	0.31	4,121	0	19,615	0	19,615
	TOTAL	**0**	**0.00**	**15,494**	**0.31**	**4,121**	**0**	**19,615**	**0**	**19,615**
	SUB PROGRAM TOTAL	**0**	**0**	**15,494**	**0**	**4,121**	**0**	**19,615**	**2,905,000**	**2,924,615**

SUBPROGRAM #/NAME: 24 International Programs

UNK-State General Fund-751 State & University Generated/Unrestricted

COST OBJECT		FACULTY Dollar	FACULTY FTE	NON FACULTY Dollar	NON FACULTY FTE	EMPLOYEE BENEFITS	PERSONAL SERVICE CREDITS	TOTAL PERSONAL SERVICES	TOTAL OPERATING EXPENSES	TOTAL
51-2401-0100	International Education	0	0.00	416,510	7.50	138,512	0	555,022	14,767	569,789
	TOTAL	**0**	**0.00**	**416,510**	**7.50**	**138,512**	**0**	**555,022**	**14,767**	**569,789**
52-2401-0100	International Education Revolving	0	0.00	0	3.50	0	0	0	0	0
52-2401-0600	International Student Fee	0	0.00	0	0.50	0	0	0	0	0
	SUB PROGRAM TOTAL	**0**	**0**	**416,510**	**12**	**138,512**	**0**	**555,022**	**14,767**	**569,789**

SUBPROGRAM #/NAME: 26 Continuing Studies and Public Services

UNK-State General Fund-751 State & University Generated/Unrestricted

COST OBJECT		FACULTY Dollar	FACULTY FTE	NON FACULTY Dollar	NON FACULTY FTE	EMPLOYEE BENEFITS	PERSONAL SERVICE CREDITS	TOTAL PERSONAL SERVICES	TOTAL OPERATING EXPENSES	TOTAL

COST OBJECT LISTING BY SUB PROGRAM
2020-2021GENERAL OPERATING BUDGET
UNIVERSITY OF NEBRASKA AT KEARNEY

SUBPROGRAM #/NAME: 26 Continuing Studies and Public Services

UNK-State General Fund-751 State & University Generated/Unrestricted

COST OBJECT		FACULTY Dollar	FACULTY FTE	NON FACULTY Dollar	NON FACULTY FTE	EMPLOYEE BENEFITS	PERSONAL SERVICE CREDITS	TOTAL PERSONAL SERVICES	TOTAL OPERATING EXPENSES	TOTAL
51-2601-8805	OWW Grant-Online Recruitment Specialist	0	0.00	0	0.94	0	0	0	0	0
51-2610-0100	eCampus - Academic Year	98,439	5.67	195,663	0.00	46,556	0	340,658	40,126	380,784
	TOTAL	**98,439**	**5.67**	**195,663**	**0.94**	**46,556**	**0**	**340,658**	**40,126**	**380,784**
52-2610-0200	eCampus Distance Fee	0	0.00	0	11.02	0	0	0	0	0
	SUB PROGRAM TOTAL	**98,439**	**6**	**195,663**	**12**	**46,556**	**0**	**340,658**	**40,126**	**380,784**

SUBPROGRAM #/NAME: 28 Museums and Art Gallery

UNK-State General Fund-751 State & University Generated/Unrestricted

COST OBJECT		FACULTY Dollar	FACULTY FTE	NON FACULTY Dollar	NON FACULTY FTE	EMPLOYEE BENEFITS	PERSONAL SERVICE CREDITS	TOTAL PERSONAL SERVICES	TOTAL OPERATING EXPENSES	TOTAL
51-2812-0100	Walker Art Gallery	0	0.00	0	0.00	0	0	0	3,396	3,396
51-2812-0200	Museum of Nebraska Art	0	0.00	193,181	2.60	52,592	0	245,773	2,528	248,301
51-2812-0300	Frank Museum Operations	0	0.00	35,261	1.01	12,373	0	47,634	3,558	51,192
	TOTAL	**0**	**0.00**	**228,442**	**3.61**	**64,965**	**0**	**293,407**	**9,482**	**302,889**

UNK-Trust-Grant/Cont/Loan/End-758 Trust/Restricted

COST OBJECT		FACULTY Dollar	FACULTY FTE	NON FACULTY Dollar	NON FACULTY FTE	EMPLOYEE BENEFITS	PERSONAL SERVICE CREDITS	TOTAL PERSONAL SERVICES	TOTAL OPERATING EXPENSES	TOTAL
57-2812-0001001	Foun - Frank Museum	0	0.00	15,876	0.36	6,810	0	22,686	0	22,686
	TOTAL	**0**	**0.00**	**15,876**	**0.36**	**6,810**	**0**	**22,686**	**0**	**22,686**
	SUB PROGRAM TOTAL	**0**	**0**	**244,318**	**4**	**71,775**	**0**	**316,093**	**9,482**	**325,575**

SUBPROGRAM #/NAME: 29 Academic Computing Support

UNK-State General Fund-751 Revolving/Designated

COST OBJECT		FACULTY Dollar	FACULTY FTE	NON FACULTY Dollar	NON FACULTY FTE	EMPLOYEE BENEFITS	PERSONAL SERVICE CREDITS	TOTAL PERSONAL SERVICES	TOTAL OPERATING EXPENSES	TOTAL
52-2910-0300	Student Technology Fee	0	0.00	0	0.00	0	0	0	400,656	400,656
	TOTAL	**0**	**0.00**	**0**	**0.00**	**0**	**0**	**0**	**400,656**	**400,656**

UNK-Auxiliary-759 Auxiliaries & Services/Restricted

COST OBJECT		FACULTY Dollar	FACULTY FTE	NON FACULTY Dollar	NON FACULTY FTE	EMPLOYEE BENEFITS	PERSONAL SERVICE CREDITS	TOTAL PERSONAL SERVICES	TOTAL OPERATING EXPENSES	TOTAL
53-2910-0200	RB Technology Services	0	0.00	0	0.00	0	0	0	188,843	188,843
53-2911-0200	RB ITS Laundry Service Expenses	0	0.00	7,669	0.15	2,834	0	10,503	0	10,503
53-2911-0300	RB ITS Cable TV Network Support	0	0.00	10,225	0.20	3,769	0	13,994	9,066	23,060
53-2911-0400	RB-ITS Telecommunications	0	0.00	0	0.00	0	0	0	20,000	20,000
	TOTAL	**0**	**0.00**	**17,894**	**0.35**	**6,603**	**0**	**24,497**	**217,909**	**242,406**
	SUB PROGRAM TOTAL	**0**	**0**	**17,894**	**0**	**6,603**	**0**	**24,497**	**618,565**	**643,062**

SUBPROGRAM #/NAME: 33 Physical Plant Administration

UNK-State General Fund-751 State & University Generated/Unrestricted

COST OBJECT		FACULTY Dollar	FACULTY FTE	NON FACULTY Dollar	NON FACULTY FTE	EMPLOYEE BENEFITS	PERSONAL SERVICE CREDITS	TOTAL PERSONAL SERVICES	TOTAL OPERATING EXPENSES	TOTAL

COST OBJECT LISTING BY SUB PROGRAM
2020-2021GENERAL OPERATING BUDGET
UNIVERSITY OF NEBRASKA AT KEARNEY

SUBPROGRAM #/NAME: 33 Physical Plant Administration

UNK-State General Fund-751 State & University Generated/Unrestricted

COST OBJECT		FACULTY Dollar	FACULTY FTE	NON FACULTY Dollar	NON FACULTY FTE	EMPLOYEE BENEFITS	PERSONAL SERVICE CREDITS	TOTAL PERSONAL SERVICES	TOTAL OPERATING EXPENSES	TOTAL
51-3301-0100	Facilities	0	0.00	362,109	6.14	140,868	0	502,977	30,099	533,076
51-3301-0400	Facilities Contract Maintenance	0	0.00	0	0.00	0	0	0	41,782	41,782
51-3301-0500	Campus Safety Pgms	0	0.00	43,170	1.00	12,547	0	55,717	28,997	84,714
51-3310-0100	Facilities - Central Stores	0	0.00	73,565	2.00	20,114	0	93,679	6,267	99,946
51-3311-0100	FAC Maintenance - Plumbing	0	0.00	46,669	1.20	19,748	0	66,417	32,245	98,662
51-3311-0200	Electrical Maintenance	0	0.00	89,440	2.00	29,906	0	119,346	22,869	142,215
51-3311-0500	FAC Maintenance - Carpentry/Painting	0	0.00	152,740	4.00	48,105	0	200,845	46,008	246,853
51-3311-0600	FAC Maintenance - Locksmith	0	0.00	42,634	1.00	12,462	0	55,096	11,374	66,470
51-3312-0100	Custodial Services	0	0.00	859,097	27.31	370,302	0	1,229,399	146,288	1,375,687
51-3312-0200	Custodial Services-MONA	0	0.00	7,414	0.22	3,702	0	11,116	0	11,116
51-3313-0100	Maintenance - HVAC	0	0.00	245,022	5.36	68,462	0	313,484	210,269	523,753
51-3313-0200	Utilities Systems	0	0.00	355,663	9.36	157,499	0	513,162	62,919	576,081
51-3314-0200	Utilities	0	0.00	0	0.00	0	0	0	3,129,769	3,129,769
51-3315-0100	Grounds Services	0	0.00	284,020	8.47	141,637	0	425,657	84,449	510,106
51-3315-0200	Maintenance - Carillon Tower	0	0.00	0	0.00	0	0	0	6,335	6,335
51-3315-0300	Maintenance - Cope Fountain	0	0.00	0	0.00	0	0	0	1,950	1,950
51-3316-0100	Motor Pool	0	0.00	29,768	0.80	5,624	0	35,392	0	35,392
51-3320-0100	Misc Renovation	0	0.00	0	0.00	0	0	0	665,202	665,202
51-3320-0200	VCBF Misc Renovation	0	0.00	0	0.00	0	0	0	12,000	12,000
51-3320-0400	MONA Maintenance	0	0.00	0	0.00	0	0	0	3,100	3,100
	TOTAL	**0**	**0.00**	**2,591,311**	**68.86**	**1,030,976**	**0**	**3,622,287**	**4,541,922**	**8,164,209**

UNK-State General Fund-751 Revolving/Designated

COST OBJECT		FACULTY Dollar	FACULTY FTE	NON FACULTY Dollar	NON FACULTY FTE	EMPLOYEE BENEFITS	PERSONAL SERVICE CREDITS	TOTAL PERSONAL SERVICES	TOTAL OPERATING EXPENSES	TOTAL
52-3399-0500	Budget Adjustment Revolving-Physical Pla	0	0.00	2,052	0.00	0	0	2,052	47,791	49,843
	TOTAL	**0**	**0.00**	**2,052**	**0.00**	**0**	**0**	**2,052**	**47,791**	**49,843**

UNK-Auxiliary-759 Auxiliaries & Services/Restricted

COST OBJECT		FACULTY Dollar	FACULTY FTE	NON FACULTY Dollar	NON FACULTY FTE	EMPLOYEE BENEFITS	PERSONAL SERVICE CREDITS	TOTAL PERSONAL SERVICES	TOTAL OPERATING EXPENSES	TOTAL
53-3301-0100	RB Auxiliary Enterprise Admin-Facilities	0	0.00	107,755	1.61	37,542	0	145,297	35,250	180,547
53-3301-0500	RB Facilities Contract Maintenance	0	0.00	0	0.00	0	0	0	27,250	27,250
53-3301-0600	RB Campus Safety Programs	0	0.00	0	0.00	0	0	0	35,500	35,500
53-3311-0100	RB Maintenance - Plumbing	0	0.00	271,512	7.00	109,611	0	381,123	40,000	421,123
53-3311-0200	RB Dr Access/Video Security Surveillance	0	0.00	0	0.00	0	0	0	44,000	44,000
53-3311-0500	RB Maintenance - Carpentry/Painting	0	0.00	119,680	3.50	44,302	0	163,982	40,000	203,982
53-3311-0600	RB Maintenance - Locksmith	0	0.00	0	0.00	0	0	0	17,095	17,095
53-3312-0200	RB Custodial Services	0	0.00	671,126	22.80	269,797	0	940,923	146,245	1,087,168
53-3313-0100	RB Maintenance - HVAC	0	0.00	15,176	0.40	1,847	0	17,023	94,871	111,894
53-3313-0200	RB Utilities Systems	0	0.00	62,980	1.14	27,069	0	90,049	51,250	141,299
53-3314-0100	RB Utilities	0	0.00	0	0.00	0	0	0	1,344,654	1,344,654
53-3315-0100	RB Grounds Maintenance	0	0.00	48,353	2.50	6,792	0	55,145	51,274	106,419
	TOTAL	**0**	**0.00**	**1,296,582**	**38.95**	**496,960**	**0**	**1,793,542**	**1,927,389**	**3,720,931**
	SUB PROGRAM TOTAL	**0**	**0**	**3,889,945**	**108**	**1,527,936**	**0**	**5,417,881**	**6,517,102**	**11,934,983**

SUBPROGRAM #/NAME: 35 College of Arts & Sciences

COST OBJECT LISTING BY SUB PROGRAM
2020-2021GENERAL OPERATING BUDGET
UNIVERSITY OF NEBRASKA AT KEARNEY

SUBPROGRAM #/NAME: 35 College of Arts & Sciences

UNK-State General Fund-751 State & University Generated/Unrestricted

COST OBJECT		FACULTY Dollar	FACULTY FTE	NON FACULTY Dollar	NON FACULTY FTE	EMPLOYEE BENEFITS	PERSONAL SERVICE CREDITS	TOTAL PERSONAL SERVICES	TOTAL OPERATING EXPENSES	TOTAL
51-3501-0100	Dean College of Arts & Sciences	0	0.00	264,579	3.00	80,811	0	345,390	8,926	354,316
51-3502-0100	College of Arts & Sciences General	0	0.00	87,465	3.06	15,961	0	103,426	152,543	255,969
51-3502-7000	POE-Coll of Arts & Sciences Enhancements	2,553	0.00	0	0.00	404	0	2,957	9,500	12,457
51-3502-7001	POE-CAS Intern Stipends	0	0.00	0	0.00	0	0	0	4,000	4,000
51-3502-7002	POE-Public Health Faculty	61,270	0.98	0	0.00	25,479	0	86,749	0	86,749
51-3510-0100	Art and Design	716,448	8.60	95,547	2.13	273,929	0	1,085,924	31,774	1,117,698
51-3510-7000	POE-Art Enhancements	60,983	1.00	10,000	0.00	25,806	0	96,789	30,768	127,557
51-3510-8000	Dist Tuit Diff - Art & Design	0	0.00	0	0.50	0	0	0	0	0
51-3511-0100	Biology	1,096,813	14.62	77,418	2.02	361,339	0	1,535,570	38,651	1,574,221
51-3511-7000	POE-Biology Facilities Upgrade	0	0.00	0	0.00	0	0	0	65,000	65,000
51-3511-8000	Dist Tuit Diff - Biology	0	0.00	0	1.58	0	0	0	0	0
51-3512-0100	Chemistry	639,790	8.82	116,159	2.95	271,629	0	1,027,578	40,831	1,068,409
51-3512-7000	POE-Chemistry Facilities Upgrade	0	0.00	23,242	0.48	11,347	0	34,589	31,980	66,569
51-3512-7001	POE-Chemistry Faculty	52,349	1.00	0	0.00	25,170	0	77,519	30,154	107,673
51-3512-7500	CAS Diversity-Chem Fac Salary Enhancemnt	63,649	0.78	0	0.00	23,024	0	86,673	0	86,673
51-3513-0100	Communication	825,069	12.88	45,650	1.67	281,837	0	1,152,556	31,428	1,183,984
51-3513-0200	University Newspaper	0	0.00	21,828	1.36	0	0	21,828	10,581	32,409
51-3513-0300	Forensics Trips	0	0.00	0	0.00	0	0	0	7,657	7,657
51-3513-7000	POE-Communication Enhancements	0	0.00	10,000	0.00	0	0	10,000	22,632	32,632
51-3513-7001	POE-Comm/Bio Food for Health Collaborate	69,269	0.80	0	0.00	23,590	0	92,859	294	93,153
51-3513-7500	Communication Diversity Funds-New Hires	7,549	0.12	0	0.00	2,996	0	10,545	0	10,545
51-3515-0100	Criminal Justice	118,219	1.60	38,444	0.71	43,588	0	200,251	10,518	210,769
51-3516-0100	English	1,051,756	14.10	64,713	1.66	341,430	0	1,457,899	36,358	1,494,257
51-3516-0500	Reynolds Reading Series	0	0.00	0	0.00	0	0	0	10,000	10,000
51-3517-0100	Geography	377,520	4.60	40,354	0.62	137,969	0	555,843	15,779	571,622
51-3518-0100	Health Science Programs	0	0.00	163,024	3.66	70,124	0	233,148	6,763	239,911
51-3518-7000	POE-Health Programs	0	0.00	0	0.00	0	0	0	15,500	15,500
51-3518-7001	POE-Health Science Graduate Assistant	0	0.00	10,986	0.33	0	0	10,986	1,879	12,865
51-3519-0100	History	744,042	8.50	66,666	1.10	252,742	0	1,063,450	12,365	1,075,815
51-3519-7000	POE-History Faculty	61,985	1.00	0	0.00	15,273	0	77,258	259	77,517
51-3519-8000	Dist Tuit Diff - History	0	0.00	0	1.00	0	0	0	0	0
51-3520-0100	Mathematics	764,689	11.60	68,558	1.65	273,044	0	1,106,291	21,379	1,127,670
51-3521-0100	Modern Languages	369,455	5.60	71,325	1.56	126,500	0	567,280	11,242	578,522
51-3521-0200	Translation/Interpretation Program	0	0.00	0	0.00	0	0	0	998	998
51-3521-8000	Dist Tuit Diff - Modern Languages	0	0.00	0	0.50	0	0	0	0	0
51-3522-0100	Music	1,068,865	13.25	132,318	3.10	380,353	0	1,581,536	51,956	1,633,492
51-3522-0200	Music Trips	0	0.00	0	0.00	0	0	0	10,950	10,950
51-3522-0300	Opera	0	0.00	2,019	0.11	0	0	2,019	200	2,219
51-3522-0400	Theater	381,795	5.00	41,622	1.23	137,933	0	561,350	9,255	570,605
51-3522-0500	Theatre Productions	0	0.00	13,735	0.79	0	0	13,735	16,411	30,146
51-3522-0600	UNK String Project	0	0.00	0	0.00	0	0	0	1,500	1,500
51-3522-7000	POE-Music Enhancements	68,385	0.75	17,810	0.25	14,593	0	100,788	87,771	188,559
51-3523-0100	Philosophy	275,366	3.00	1,944	0.00	73,120	0	350,430	3,259	353,689
51-3524-0100	Physics and Astronomy	387,467	6.00	32,375	1.01	131,161	0	551,003	28,252	579,255
51-3524-7000	POE-Physics Engineering Faculty/Staff	133,862	2.00	21,120	0.50	61,674	0	216,656	0	216,656
51-3525-0100	Political Science	515,974	6.60	46,681	0.71	172,339	0	734,994	12,596	747,590
51-3526-0100	Psychology	672,171	9.10	74,234	1.73	266,284	0	1,012,689	19,267	1,031,956
51-3526-7000	POE-Psychology Human Subject Coordinator	0	0.00	4,051	0.00	0	0	4,051	0	4,051
51-3527-0100	Social Work	278,867	4.00	59,420	1.18	123,886	0	462,173	8,028	470,201
51-3527-7000	POE-Social Work Professional Travel	0	0.00	0	0.00	0	0	0	4,000	4,000
51-3527-7001	POE-Social Work Faculty	67,201	1.00	0	0.00	25,548	0	92,749	0	92,749

COST OBJECT LISTING BY SUB PROGRAM
2020-2021GENERAL OPERATING BUDGET
UNIVERSITY OF NEBRASKA AT KEARNEY

SUBPROGRAM #/NAME: 35 College of Arts & Sciences

UNK-State General Fund-751 State & University Generated/Unrestricted

COST OBJECT		FACULTY Dollar	FACULTY FTE	NON FACULTY Dollar	NON FACULTY FTE	EMPLOYEE BENEFITS	PERSONAL SERVICE CREDITS	TOTAL PERSONAL SERVICES	TOTAL OPERATING EXPENSES	TOTAL
51-3527-7002	POE-Social Work Child Welfare Position	67,896	1.00	0	0.00	16,208	0	84,104	9,187	93,291
51-3527-7003	POE-Social Work Program Growth	0	0.00	0	0.00	0	0	0	5,332	5,332
51-3527-8800	OWW Grant-Online Bachelors-Social Work	0	0.00	0	0.25	0	0	0	0	0
51-3528-0100	Sociology	265,260	3.60	34,588	0.44	86,299	0	386,147	8,152	394,299
51-3599-0200	College of Arts & Sciences Unallocated	673,428	7.40	5,224	0.00	229,442	0	908,094	0	908,094
	TOTAL	**11,939,945**	**159.30**	**1,763,099**	**42.83**	**4,402,832**	**0**	**18,105,876**	**935,875**	**19,041,751**

UNK-Trust-Grant/Cont/Loan/End-758 Trust/Restricted

COST OBJECT		FACULTY Dollar	FACULTY FTE	NON FACULTY Dollar	NON FACULTY FTE	EMPLOYEE BENEFITS	PERSONAL SERVICE CREDITS	TOTAL PERSONAL SERVICES	TOTAL OPERATING EXPENSES	TOTAL
56-3518-0001004	UNMC/HRSA-Host CN AHEC 2019-20	0	0.00	55,315	1.06	15,561	0	70,876	33,000	103,876
57-3519-0001001	Foun - History	3,459	0.00	0	0.00	542	0	4,001	0	4,001
	TOTAL	**3,459**	**0.00**	**55,315**	**1.06**	**16,103**	**0**	**74,877**	**33,000**	**107,877**
	SUB PROGRAM TOTAL	**11,943,404**	**159**	**1,818,414**	**44**	**4,418,935**	**0**	**18,180,753**	**968,875**	**19,149,628**

SUBPROGRAM #/NAME: 41 Executive Administration

UNK-State General Fund-751 State & University Generated/Unrestricted

COST OBJECT		FACULTY Dollar	FACULTY FTE	NON FACULTY Dollar	NON FACULTY FTE	EMPLOYEE BENEFITS	PERSONAL SERVICE CREDITS	TOTAL PERSONAL SERVICES	TOTAL OPERATING EXPENSES	TOTAL
51-4101-0100	Chancellor's Office	0	0.00	559,682	3.94	119,909	0	679,591	33,596	713,187
51-4102-0100	Chancellor's Executive Management/Dev	4,250	0.00	5,176	0.00	1,492	0	10,918	25,604	36,522
	TOTAL	**4,250**	**0.00**	**564,858**	**3.94**	**121,401**	**0**	**690,509**	**59,200**	**749,709**

UNK-Trust-Grant/Cont/Loan/End-758 Trust/Restricted

COST OBJECT		FACULTY Dollar	FACULTY FTE	NON FACULTY Dollar	NON FACULTY FTE	EMPLOYEE BENEFITS	PERSONAL SERVICE CREDITS	TOTAL PERSONAL SERVICES	TOTAL OPERATING EXPENSES	TOTAL
57-4102-0001001	Foun - Chancellor	0	0.00	20,000	0.00	0	0	20,000	0	20,000
57-4102-0003001	Foun-Chancellor Salary Supplement	0	0.00	19,647	0.06	1,503	0	21,150	0	21,150
	TOTAL	**0**	**0.00**	**39,647**	**0.06**	**1,503**	**0**	**41,150**	**0**	**41,150**
	SUB PROGRAM TOTAL	**4,250**	**0**	**604,505**	**4**	**122,904**	**0**	**731,659**	**59,200**	**790,859**

SUBPROGRAM #/NAME: 42 Student Affairs

UNK-State General Fund-751 State & University Generated/Unrestricted

COST OBJECT		FACULTY Dollar	FACULTY FTE	NON FACULTY Dollar	NON FACULTY FTE	EMPLOYEE BENEFITS	PERSONAL SERVICE CREDITS	TOTAL PERSONAL SERVICES	TOTAL OPERATING EXPENSES	TOTAL
51-4201-0100	Student Affairs Office	0	0.00	114,464	1.87	46,511	0	160,975	4,209	165,184
51-4202-0200	Student Affairs Division State Travel	0	0.00	0	0.00	0	0	0	5,000	5,000
51-4202-0400	Social/Cultural Development	0	0.00	25,000	0.50	11,573	0	36,573	0	36,573
51-4202-0500	Student Conduct Office	0	0.00	19,402	0.37	8,255	0	27,657	1,032	28,689
51-4210-0100	Admissions	0	0.00	583,839	12.46	215,311	0	799,150	306,863	1,106,013
51-4210-0300	National Student Exchange	0	0.00	0	0.00	0	0	0	2,725	2,725
51-4210-0400	Admissions-Recruitment Support	0	0.00	35,613	1.00	22,125	0	57,738	0	57,738
51-4210-7520	Admissions Diversity Funds	0	0.00	10,078	0.83	0	0	10,078	0	10,078
51-4212-0100	Academic Advising & Career Development	0	0.00	259,983	5.61	118,521	0	378,504	2,475	380,979
51-4212-0300	First Year Experience	0	0.00	49,238	1.00	24,679	0	73,917	3,698	77,615

COST OBJECT LISTING BY SUB PROGRAM
2020-2021GENERAL OPERATING BUDGET
UNIVERSITY OF NEBRASKA AT KEARNEY

SUBPROGRAM #/NAME: 42 Student Affairs

UNK-State General Fund-751 State & University Generated/Unrestricted

COST OBJECT		FACULTY Dollar	FACULTY FTE	NON FACULTY Dollar	NON FACULTY FTE	EMPLOYEE BENEFITS	PERSONAL SERVICE CREDITS	TOTAL PERSONAL SERVICES	TOTAL OPERATING EXPENSES	TOTAL
51-4214-0100	Academic Services & Enrollment Mgmt	0	0.00	226,904	2.00	63,060	0	289,964	11,951	301,915
51-4215-0100	Office of Financial Aid	0	0.00	440,193	9.91	146,614	0	586,807	11,814	598,621
51-4216-0100	Office of Student Diversity & Inclusion	0	0.00	126,992	2.61	36,291	0	163,283	3,111	166,394
51-4216-7501	ODI Diversity Funds	0	0.00	45,667	1.15	18,054	0	63,721	0	63,721
51-4217-0100	Sdt Rec-Commencement	0	0.00	0	0.00	0	0	0	7,875	7,875
51-4217-0300	Student Records	0	0.00	552,509	11.26	236,059	0	788,568	7,424	795,992
51-4219-0100	Academic Success	0	0.00	98,795	1.57	42,084	0	140,879	0	140,879
51-4219-0200	Learning Strategies	0	0.00	128,976	3.46	31,538	0	160,514	13,350	173,864
51-4219-7520	Diversity-Academic Success KRNY Bound	0	0.00	35,598	0.83	19,651	0	55,249	0	55,249
51-4219-7521	Diversity-Acad Succ Disability Services	0	0.00	2,873	0.09	484	0	3,357	0	3,357
51-4253-0100	Intramurals State Budget	0	0.00	92,193	2.77	20,057	0	112,250	10,530	122,780
	TOTAL	**0**	**0.00**	**2,848,317**	**59.27**	**1,060,867**	**0**	**3,909,184**	**392,057**	**4,301,241**

UNK-State General Fund-751 Revolving/Designated

COST OBJECT		FACULTY Dollar	FACULTY FTE	NON FACULTY Dollar	NON FACULTY FTE	EMPLOYEE BENEFITS	PERSONAL SERVICE CREDITS	TOTAL PERSONAL SERVICES	TOTAL OPERATING EXPENSES	TOTAL
52-4210-0400	New Student Enrollment Fee	0	0.00	0	1.00	0	0	0	0	0
52-4212-0200	Senior Registration	0	0.00	0	0.40	0	0	0	0	0
52-4217-0200	Transcripts Revolving	0	0.00	0	1.00	0	0	0	0	0
52-4220-0100	Acad Success Fee-Learning Commons	0	0.00	0	2.58	0	0	0	0	0
52-4299-0500	Budget Adjustment Revolving - Student Af	0	0.00	149,252	0.00	0	0	149,252	100	149,352
	TOTAL	**0**	**0.00**	**149,252**	**4.98**	**0**	**0**	**149,252**	**100**	**149,352**

UNK-Federal Letter of Credit-756 Federal/Restricted

COST OBJECT		FACULTY Dollar	FACULTY FTE	NON FACULTY Dollar	NON FACULTY FTE	EMPLOYEE BENEFITS	PERSONAL SERVICE CREDITS	TOTAL PERSONAL SERVICES	TOTAL OPERATING EXPENSES	TOTAL
54-4218-0023001	Student Support Services 2019-2020	0	0.00	187,430	4.47	96,920	0	284,350	0	284,350
	TOTAL	**0**	**0.00**	**187,430**	**4.47**	**96,920**	**0**	**284,350**	**0**	**284,350**

UNK-Auxiliary-759 Auxiliaries & Services/Restricted

COST OBJECT		FACULTY Dollar	FACULTY FTE	NON FACULTY Dollar	NON FACULTY FTE	EMPLOYEE BENEFITS	PERSONAL SERVICE CREDITS	TOTAL PERSONAL SERVICES	TOTAL OPERATING EXPENSES	TOTAL
53-4202-0100	RB Aux Ent Student Life Travel	0	0.00	0	0.00	0	0	0	5,000	5,000
53-4202-0200	RB Contingency Maintenance	0	0.00	0	0.00	0	0	0	10,000	10,000
53-4216-0200	RB Student Diversity & Inclusion	0	0.00	6,826	0.00	1,080	0	7,906	18,000	25,906
53-4250-0100	RB Student Housing Administration	0	0.00	753,956	23.09	226,987	0	980,943	118,839	1,099,782
53-4250-0200	RB Residence Halls Programming	0	0.00	0	0.00	0	0	0	39,642	39,642
53-4250-0700	RB Room Damage Repair	0	0.00	0	0.00	0	0	0	4,000	4,000
53-4250-0710	RB RGL METS Program Expenses	0	0.00	0	0.00	0	0	0	17,500	17,500
53-4250-0800	RB Cable Television	0	0.00	6,397	0.10	1,829	0	8,226	150,000	158,226
53-4250-1100	RB RGL Microfridge Program Expenses	0	0.00	0	0.00	0	0	0	19,500	19,500
53-4251-0100	SHC-Student Health and Counseling	0	0.00	0	2.00	0	0	0	0	0
53-4251-0101	SHC-Student Health Services	0	0.00	0	4.27	0	0	0	0	0
53-4251-0102	SHC-Counseling Center	0	0.00	0	4.54	0	0	0	0	0
53-4251-0103	SHC-Peer Health Education	0	0.00	0	0.87	0	0	0	0	0
53-4251-0104	SHC-Women's Center	0	0.00	0	0.33	0	0	0	0	0
53-4252-0100	RB Food Services-Facilities	0	0.00	0	0.00	0	0	0	85,584	85,584
53-4252-0200	RB Union Retail Sales	0	0.00	0	0.00	0	0	0	7,296	7,296
53-4252-0300	RB Student Center	0	0.00	295,545	9.38	91,325	0	386,870	46,886	433,756

COST OBJECT LISTING BY SUB PROGRAM
2020-2021GENERAL OPERATING BUDGET
UNIVERSITY OF NEBRASKA AT KEARNEY

SUBPROGRAM #/NAME: 42 Student Affairs

UNK-Auxiliary-759 Auxiliaries & Services/Restricted

COST OBJECT		FACULTY Dollar	FACULTY FTE	NON FACULTY Dollar	NON FACULTY FTE	EMPLOYEE BENEFITS	PERSONAL SERVICE CREDITS	TOTAL PERSONAL SERVICES	TOTAL OPERATING EXPENSES	TOTAL
53-4252-0400	RB Promotion/Programming	0	0.00	27,000	0.73	11,573	0	38,573	2,165	40,738
53-4252-0600	RB Greek Life	0	0.00	52,000	1.00	8,671	0	60,671	2,800	63,471
53-4253-0200	Intramurals Operations	0	0.00	114,153	2.67	20,057	0	134,210	17,542	151,752
53-4253-0500	Intramurals Budget Offset	0	0.00	-114,153	0.00	-20,057	0	-134,210	-17,542	-151,752
53-4299-0100	RB Budget Adjustments-Independent Oper	0	0.00	3,897	0.90	15,372	0	19,269	153,661	172,930
53-4299-0500	Budget Adj-Auxiliary Student Services	0	0.00	785,000	46.84	0	0	785,000	4,925,848	5,710,848
	TOTAL	**0**	**0.00**	**1,930,621**	**96.71**	**356,837**	**0**	**2,287,458**	**5,606,721**	**7,894,179**
	SUB PROGRAM TOTAL	**0**	**0**	**5,115,620**	**165**	**1,514,624**	**0**	**6,630,244**	**5,998,878**	**12,629,122**

SUBPROGRAM #/NAME: 43 Business and Finance

UNK-State General Fund-751 State & University Generated/Unrestricted

COST OBJECT		FACULTY Dollar	FACULTY FTE	NON FACULTY Dollar	NON FACULTY FTE	EMPLOYEE BENEFITS	PERSONAL SERVICE CREDITS	TOTAL PERSONAL SERVICES	TOTAL OPERATING EXPENSES	TOTAL
51-4301-0100	VC Business/Finance	0	0.00	149,973	1.39	38,182	0	188,155	9,872	198,027
51-4301-0200	Associate VC Business/Finance	0	0.00	110,687	1.68	26,161	0	136,848	4,511	141,359
51-4302-0100	Financial Management Systems	0	0.00	0	0.00	0	0	0	3,484	3,484
51-4302-0200	Business & Finance Enhancement Fund	0	0.00	0	0.00	0	0	0	40,403	40,403
51-4302-0300	Emergency Operations/Training	0	0.00	0	0.00	0	0	0	19,724	19,724
51-4302-0400	State-Leadership UNK	0	0.00	0	0.00	0	0	0	5,700	5,700
51-4310-0100	Budget Office	0	0.00	127,790	1.51	45,765	0	173,555	5,489	179,044
51-4311-0100	Finance Office	0	0.00	431,348	7.95	133,394	0	564,742	21,352	586,094
51-4311-0200	Credit Card Fees	0	0.00	0	0.00	0	0	0	5,000	5,000
51-4311-0400	DAS Accting Charges	0	0.00	0	0.00	0	0	0	42,229	42,229
51-4311-0500	State CashNet	0	0.00	0	0.00	0	0	0	23,774	23,774
51-4312-0200	Business Services	0	0.00	53,624	1.60	27,569	0	81,193	10,157	91,350
51-4312-0500	State-Early Childhood Education Center	0	0.00	0	0.00	0	0	0	30,386	30,386
51-4313-0100	Human Resources	0	0.00	184,775	4.36	52,259	0	237,034	42,154	279,188
51-4313-0400	State-Staff Senate	0	0.00	0	0.00	0	0	0	2,218	2,218
51-4314-0100	UNK Police	0	0.00	174,639	3.07	48,758	0	223,397	56,965	280,362
51-4315-0100	Procurement & Payment Services	0	0.00	242,151	4.31	83,717	0	325,868	13,265	339,133
51-4399-0500	Budget Adjustment - Inst Support VCBF	0	0.00	5,983	0.70	0	0	5,983	6,562	12,545
	TOTAL	**0**	**0.00**	**1,480,970**	**26.57**	**455,805**	**0**	**1,936,775**	**343,245**	**2,280,020**
52-4312-0600	Cost-Per-Copy Chargebacks	0	0.00	0	0.19	0	0	0	0	0

UNK-Trust-Grant/Cont/Loan/End-758 Trust/Restricted

COST OBJECT		FACULTY Dollar	FACULTY FTE	NON FACULTY Dollar	NON FACULTY FTE	EMPLOYEE BENEFITS	PERSONAL SERVICE CREDITS	TOTAL PERSONAL SERVICES	TOTAL OPERATING EXPENSES	TOTAL
57-4302-0001001	Instit Gen Trust	0	0.00	27,971	0.50	24,547	0	52,518	0	52,518
	TOTAL	**0**	**0.00**	**27,971**	**0.50**	**24,547**	**0**	**52,518**	**0**	**52,518**

UNK-Auxiliary-759 Auxiliaries & Services/Restricted

COST OBJECT		FACULTY Dollar	FACULTY FTE	NON FACULTY Dollar	NON FACULTY FTE	EMPLOYEE BENEFITS	PERSONAL SERVICE CREDITS	TOTAL PERSONAL SERVICES	TOTAL OPERATING EXPENSES	TOTAL
53-4301-0100	RB Auxiliary Enterprises Admin - VCBF	0	0.00	87,548	0.61	21,803	0	109,351	0	109,351
53-4301-0200	RB Auxiliary Enterprises Adm-Assoc VCBF	0	0.00	26,765	0.32	8,461	0	35,226	2,158	37,384
53-4302-0200	RB Insurance	0	0.00	0	0.00	0	0	0	153,023	153,023
53-4310-0100	RB Budget Office	0	0.00	52,049	0.49	16,471	0	68,520	0	68,520

COST OBJECT LISTING BY SUB PROGRAM
2020-2021GENERAL OPERATING BUDGET
UNIVERSITY OF NEBRASKA AT KEARNEY

SUBPROGRAM #/NAME: 43 Business and Finance

UNK-Auxiliary-759 Auxiliaries & Services/Restricted

COST OBJECT		FACULTY Dollar	FACULTY FTE	NON FACULTY Dollar	NON FACULTY FTE	EMPLOYEE BENEFITS	PERSONAL SERVICE CREDITS	TOTAL PERSONAL SERVICES	TOTAL OPERATING EXPENSES	TOTAL
53-4311-0100	RB Auxiliary Enterprises Admin - Finance	0	0.00	218,267	2.86	71,790	0	290,057	56,228	346,285
53-4311-0300	RB CashNet	0	0.00	0	0.00	0	0	0	19,974	19,974
53-4311-1500	ID Card Student Fees	0	0.00	0	0.50	0	0	0	0	0
53-4312-1200	RB LoperNites	0	0.00	0	0.00	0	0	0	48,000	48,000
53-4312-1300	RB Business Services Contract Management	0	0.00	13,798	0.42	6,909	0	20,707	3,000	23,707
53-4312-1400	RB Promotional Fund	0	0.00	0	0.00	0	0	0	22,000	22,000
53-4313-0100	Auxiliary-Child Care Center	0	0.00	0	6.00	0	0	0	0	0
53-4313-1100	RB Human Resources	0	0.00	47,115	0.64	18,294	0	65,409	0	65,409
53-4314-0100	RB UNK Police	0	0.00	400,366	8.06	134,287	0	534,653	0	534,653
53-4314-0200	RB Parking Services	0	0.00	95,693	2.83	37,472	0	133,165	45,052	178,217
53-4315-1100	RB Procurement & Payment Services	0	0.00	57,743	0.51	9,524	0	67,267	0	67,267
	TOTAL	**0**	**0.00**	**999,344**	**23.24**	**325,011**	**0**	**1,324,355**	**349,435**	**1,673,790**
	SUB PROGRAM TOTAL	**0**	**0**	**2,508,285**	**50**	**805,363**	**0**	**3,313,648**	**692,680**	**4,006,328**

SUBPROGRAM #/NAME: 44 General Expense

UNK-State General Fund-751 State & University Generated/Unrestricted

COST OBJECT		FACULTY Dollar	FACULTY FTE	NON FACULTY Dollar	NON FACULTY FTE	EMPLOYEE BENEFITS	PERSONAL SERVICE CREDITS	TOTAL PERSONAL SERVICES	TOTAL OPERATING EXPENSES	TOTAL
51-4420-0200	Memberships	0	0.00	0	0.00	0	0	0	95,240	95,240
51-4420-0300	Insurance	0	0.00	0	0.00	0	0	0	244,501	244,501
51-4420-0500	Workers Compensation	0	0.00	0	0.00	130,816	0	130,816	0	130,816
51-4420-0600	Unemployment Compensation	0	0.00	0	0.00	46,000	0	46,000	0	46,000
51-4420-0700	Legal Counsel	0	0.00	0	0.00	0	0	0	17,500	17,500
51-4420-0800	Institutional Development	0	0.00	0	0.00	0	0	0	19,549	19,549
51-4431-0100	University Communications & Marketing	0	0.00	293,243	5.22	110,379	0	403,622	37,932	441,554
51-4432-0200	Commencement	0	0.00	0	0.00	0	0	0	40,047	40,047
51-4432-0500	Marketing Communications	0	0.00	77,617	1.00	29,171	0	106,788	190,000	296,788
51-4432-0700	Special Marketing Activities	0	0.00	0	0.00	0	0	0	200,000	200,000
51-4436-0200	Creative Services	0	0.00	268,013	5.00	62,851	0	330,864	15,933	346,797
51-4470-0100	Office of Equity and Compliance	0	0.00	153,582	2.17	49,344	0	202,926	35,399	238,325
51-4470-0300	Ombudsman	0	0.00	6,314	0.00	999	0	7,313	1,789	9,102
51-4471-0100	Alumni Association	0	0.00	4,944	0.15	2,484	0	7,428	75,000	82,428
	TOTAL	**0**	**0.00**	**803,713**	**13.53**	**432,044**	**0**	**1,235,757**	**972,890**	**2,208,647**

UNK-State General Fund-751 Revolving/Designated

COST OBJECT		FACULTY Dollar	FACULTY FTE	NON FACULTY Dollar	NON FACULTY FTE	EMPLOYEE BENEFITS	PERSONAL SERVICE CREDITS	TOTAL PERSONAL SERVICES	TOTAL OPERATING EXPENSES	TOTAL
52-4420-0200	Institutional General Revolving	0	0.00	0	0.00	9,376	0	9,376	1,000	10,376
52-4436-0100	Creative Services Revolving	0	0.00	0	2.00	0	0	0	0	0
	TOTAL	**0**	**0.00**	**0**	**2.00**	**9,376**	**0**	**9,376**	**1,000**	**10,376**

UNK-Auxiliary-759 Auxiliaries & Services/Restricted

COST OBJECT		FACULTY Dollar	FACULTY FTE	NON FACULTY Dollar	NON FACULTY FTE	EMPLOYEE BENEFITS	PERSONAL SERVICE CREDITS	TOTAL PERSONAL SERVICES	TOTAL OPERATING EXPENSES	TOTAL
53-4420-0100	RB Bookstore Retail Sales	0	0.00	0	0.00	0	0	0	784	784
53-4420-1500	RB Pre-season Athletic Meals	0	0.00	0	0.00	0	0	0	16,500	16,500
53-4420-2000	RB Workers Compensation	0	0.00	0	0.00	18,773	0	18,773	0	18,773

COST OBJECT LISTING BY SUB PROGRAM
2020-2021GENERAL OPERATING BUDGET
UNIVERSITY OF NEBRASKA AT KEARNEY

SUBPROGRAM #/NAME: 44 General Expense

UNK-Auxiliary-759 Auxiliaries & Services/Restricted

COST OBJECT		FACULTY Dollar	FACULTY FTE	NON FACULTY Dollar	NON FACULTY FTE	EMPLOYEE BENEFITS	PERSONAL SERVICE CREDITS	TOTAL PERSONAL SERVICES	TOTAL OPERATING EXPENSES	TOTAL
53-4420-2100	RB Unemployment Compensation	0	0.00	0	0.00	5,000	0	5,000	0	5,000
53-4420-2300	RB Athletics Tailgate Meals	0	0.00	0	0.00	0	0	0	5,000	5,000
53-4420-4000	RB-Food Service Expense	0	0.00	0	0.00	0	0	0	4,509,000	4,509,000
53-4420-4100	RB-Principle & Interest Payments	0	0.00	0	0.00	0	0	0	2,041,196	2,041,196
53-4420-8101	Wellness Center Operations	0	0.00	0	1.61	0	0	0	0	0
53-4420-8102	Wellness Center Facilities O & M	0	0.00	0	1.00	0	0	0	0	0
53-4470-0100	RB Office of Equity and Compliance	0	0.00	51,707	0.83	16,778	0	68,485	0	68,485
	TOTAL	**0**	**0.00**	**51,707**	**3.44**	**40,551**	**0**	**92,258**	**6,572,480**	**6,664,738**
	SUB PROGRAM TOTAL	**0**	**0**	**855,420**	**19**	**481,971**	**0**	**1,337,391**	**7,546,370**	**8,883,761**

SUBPROGRAM #/NAME: 74 Agency Funds

UNK-Federal Letter of Credit-756 Federal/Restricted

COST OBJECT		FACULTY Dollar	FACULTY FTE	NON FACULTY Dollar	NON FACULTY FTE	EMPLOYEE BENEFITS	PERSONAL SERVICE CREDITS	TOTAL PERSONAL SERVICES	TOTAL OPERATING EXPENSES	TOTAL
54-7420-2021001	W D Ford Federal Direct Loan Pgm 20-21	0	0.00	0	0.00	0	0	0	23,290,000	23,290,000
	TOTAL	**0**	**0.00**	**0**	**0.00**	**0**	**0**	**0**	**23,290,000**	**23,290,000**
	SUB PROGRAM TOTAL	**0**	**0**	**0**	**0**	**0**	**0**	**0**	**23,290,000**	**23,290,000**

SUBPROGRAM #/NAME: 77 Intercollegiate Athletics

UNK-State General Fund-751 State & University Generated/Unrestricted

COST OBJECT		FACULTY Dollar	FACULTY FTE	NON FACULTY Dollar	NON FACULTY FTE	EMPLOYEE BENEFITS	PERSONAL SERVICE CREDITS	TOTAL PERSONAL SERVICES	TOTAL OPERATING EXPENSES	TOTAL
51-7701-0100	Athletics State Budget	0	0.00	1,938,541	34.12	883,351	0	2,821,892	-73,349	2,748,543
51-7701-7520	Athletics Diversity Funds	0	0.00	16,016	0.00	2,535	0	18,551	0	18,551
	TOTAL	**0**	**0.00**	**1,954,557**	**34.12**	**885,886**	**0**	**2,840,443**	**-73,349**	**2,767,094**

UNK-Auxiliary-759 Auxiliaries & Services/Restricted

COST OBJECT		FACULTY Dollar	FACULTY FTE	NON FACULTY Dollar	NON FACULTY FTE	EMPLOYEE BENEFITS	PERSONAL SERVICE CREDITS	TOTAL PERSONAL SERVICES	TOTAL OPERATING EXPENSES	TOTAL
53-7701-0100	ST-Intercollegiate Athletics	0	0.00	511,901	9.19	340,273	0	852,174	522,701	1,374,875
53-7702-0100	ST-Athletics State/SET Fee Support	0	0.00	-1,990,533	0.00	-885,886	0	-2,876,419	-535,301	-3,411,720
53-7702-0200	ST-Equipment Room	0	0.00	35,568	1.00	11,090	0	46,658	0	46,658
53-7702-2501	Foun Reimb-Athletic Development Payroll	0	0.00	0	0.00	0	0	0	40,000	40,000
53-7702-2503	Foun Reimb-New West	0	0.00	89,203	1.61	36,942	0	126,145	0	126,145
53-7702-6002	ST-Ath Events Management	0	0.00	45,000	1.00	17,204	0	62,204	0	62,204
53-7710-0100	ST-Sports Information Office	0	0.00	49,028	1.00	13,221	0	62,249	0	62,249
53-7711-0100	ST-Strength Training	0	0.00	80,567	1.00	18,213	0	98,780	0	98,780
53-7711-0200	ST-Medical/Training Room	0	0.00	123,913	2.14	51,500	0	175,413	0	175,413
53-7712-0100	ST-Football	0	0.00	410,349	6.70	150,816	0	561,165	12,600	573,765
53-7712-0300	ST-Basketball - Men	0	0.00	140,629	2.00	39,289	0	179,918	0	179,918
53-7712-0400	ST-Wrestling	0	0.00	52,774	1.00	13,814	0	66,588	0	66,588
53-7712-0500	ST-Track - Men	0	0.00	45,964	1.00	24,172	0	70,136	0	70,136
53-7713-0100	ST-Volleyball	0	0.00	113,918	2.00	38,389	0	152,307	0	152,307
53-7713-0300	ST-Basketball - Women	0	0.00	126,640	2.00	37,015	0	163,655	0	163,655
53-7713-0400	ST-Track - Women	0	0.00	45,965	1.00	24,172	0	70,137	0	70,137

COST OBJECT LISTING BY SUB PROGRAM
2020-2021GENERAL OPERATING BUDGET
UNIVERSITY OF NEBRASKA AT KEARNEY

SUBPROGRAM #/NAME: 77 Intercollegiate Athletics

UNK-Auxiliary-759 Auxiliaries & Services/Restricted

COST OBJECT		FACULTY Dollar	FACULTY FTE	NON FACULTY Dollar	NON FACULTY FTE	EMPLOYEE BENEFITS	PERSONAL SERVICE CREDITS	TOTAL PERSONAL SERVICES	TOTAL OPERATING EXPENSES	TOTAL
53-7713-0500	ST-Tennis - Women	0	0.00	40,000	1.00	22,484	0	62,484	0	62,484
53-7713-0600	ST-Softball	0	0.00	75,527	2.00	44,608	0	120,135	0	120,135
53-7713-0700	ST-Golf - Women	0	0.00	17,100	0.50	5,299	0	22,399	0	22,399
53-7713-0800	ST-Swimming	0	0.00	35,683	1.00	22,533	0	58,216	0	58,216
53-7713-1800	ST-Soccer	0	0.00	40,007	1.00	11,794	0	51,801	0	51,801
53-7799-0500	Athletics Budget - Revenue	0	0.00	0	0.00	0	0	0	288,038	288,038
	TOTAL	**0**	**0.00**	**89,203**	**38.14**	**36,942**	**0**	**126,145**	**328,038**	**454,183**
	SUB PROGRAM TOTAL	**0**	**0**	**2,043,760**	**72**	**922,828**	**0**	**2,966,588**	**254,689**	**3,221,277**

SUBPROGRAM #/NAME: 98 Company Balance Sheets

UNK-Auxiliary-759 Auxiliaries & Services/Restricted

COST OBJECT		FACULTY Dollar	FACULTY FTE	NON FACULTY Dollar	NON FACULTY FTE	EMPLOYEE BENEFITS	PERSONAL SERVICE CREDITS	TOTAL PERSONAL SERVICES	TOTAL OPERATING EXPENSES	TOTAL
53-9813-3100	MONA Reimbursement	0	0.00	243,862	6.15	93,911	0	337,773	12,000	349,773
	TOTAL	**0**	**0.00**	**243,862**	**6.15**	**93,911**	**0**	**337,773**	**12,000**	**349,773**
	SUB PROGRAM TOTAL	**0**	**0**	**243,862**	**6**	**93,911**	**0**	**337,773**	**12,000**	**349,773**

SUBPROGRAM #/NAME: 99 Income Activity

UNK-State General Fund-751 Revolving/Designated

COST OBJECT		FACULTY Dollar	FACULTY FTE	NON FACULTY Dollar	NON FACULTY FTE	EMPLOYEE BENEFITS	PERSONAL SERVICE CREDITS	TOTAL PERSONAL SERVICES	TOTAL OPERATING EXPENSES	TOTAL
52-9960-0100	SET Fee - State	0	0.00	0	0.00	0	0	0	775,000	775,000
52-9990-0200	Budget Adjustment - Institutional Admin	0	0.00	50	0.00	0	0	50	100	150
	TOTAL	**0**	**0.00**	**50**	**0.00**	**0**	**0**	**50**	**775,100**	**775,150**

UNK-Federal Letter of Credit-756 Federal/Restricted

COST OBJECT		FACULTY Dollar	FACULTY FTE	NON FACULTY Dollar	NON FACULTY FTE	EMPLOYEE BENEFITS	PERSONAL SERVICE CREDITS	TOTAL PERSONAL SERVICES	TOTAL OPERATING EXPENSES	TOTAL
54-9990-0100	Budget Adjustment - Instruction	243,706	3.50	105,575	1.12	96,287	0	445,568	8,547	454,115
54-9990-0200	Budget Adjustment - Research	0	0.00	0	0.00	0	0	0	269,553	269,553
54-9990-0300	Budget Adjustment -Community Service	0	0.00	109,133	0.00	0	0	109,133	50,867	160,000
54-9990-0500	Budget Adjustment - Student Services	0	0.00	0	0.00	0	0	0	162,251	162,251
54-9990-0600	Budget Adjustment-Gen Admin Log Svc LTD	0	0.00	21,855	0.00	0	0	21,855	425,000	446,855
54-9990-0800	Budget Adjustment - Scholarship	0	0.00	0	0.00	0	0	0	9,575,000	9,575,000
54-9990-0900	Budget Adjustment-Independent Oper LTD	0	0.00	72,000	0.00	0	0	72,000	0	72,000
	TOTAL	**243,706**	**3.50**	**308,563**	**1.12**	**96,287**	**0**	**648,556**	**10,491,218**	**11,139,774**

UNK-Federal Grants/Contracts-757 Federal/Restricted

COST OBJECT		FACULTY Dollar	FACULTY FTE	NON FACULTY Dollar	NON FACULTY FTE	EMPLOYEE BENEFITS	PERSONAL SERVICE CREDITS	TOTAL PERSONAL SERVICES	TOTAL OPERATING EXPENSES	TOTAL
55-9990-0100	Budget Adjustment - Instruction	119,542	3.00	0	0.00	68,387	0	187,929	78,332	266,261
	TOTAL	**119,542**	**3.00**	**0**	**0.00**	**68,387**	**0**	**187,929**	**78,332**	**266,261**

COST OBJECT LISTING BY SUB PROGRAM
2020-2021GENERAL OPERATING BUDGET
UNIVERSITY OF NEBRASKA AT KEARNEY

SUBPROGRAM #/NAME: 99 Income Activity

UNK-Trust-Grant/Cont/Loan/End-758 Trust/Restricted

COST OBJECT		FACULTY Dollar	FACULTY FTE	NON FACULTY Dollar	NON FACULTY FTE	EMPLOYEE BENEFITS	PERSONAL SERVICE CREDITS	TOTAL PERSONAL SERVICES	TOTAL OPERATING EXPENSES	TOTAL
56-9990-0100	Budget Adjustment - Instruction LTD	246,935	3.72	0	0.00	100,425	0	347,360	0	347,360
56-9990-0200	Budget Adjustment - Research LTD	450,077	1.20	0	0.00	91,033	0	541,110	325,000	866,110
56-9990-0300	Budget Adjustment - Public Service LTD	22,000	0.55	245,000	13.05	12,551	0	279,551	4,720	284,271
56-9990-0400	Budget Adjustment - Academic Support	0	0.00	0	0.00	0	0	0	23,000	23,000
56-9990-0500	Budget Adj-Student Services	0	0.00	0	0.00	0	0	0	64,000	64,000
57-9990-0000	Budget Adjustment-Agency YTD	0	0.00	0	0.00	0	0	0	7,396,851	7,396,851
57-9990-0100	Budget Adjustment - Instruction YTD	94,242	1.03	0	0.00	31,902	0	126,144	207,565	333,709
57-9990-0300	Budget Adjustment-Public Service YTD	0	0.00	39,140	0.50	0	0	39,140	87,000	126,140
57-9990-0460	Budget Adjustment - Acad Admin YTD	16,288	0.30	0	0.00	7,524	0	23,812	83,088	106,900
57-9990-0620	Budget Adjustment - Fin Mgmt/Oper YTD	0	0.00	0	0.00	0	0	0	70,323	70,323
57-9990-0700	Budget Adjustment-Physical Plant YTD	0	0.00	0	0.00	0	0	0	17,000	17,000
57-9990-0800	Budget Adjustment - Scholarship YTD	0	0.00	0	0.00	0	0	0	2,805,000	2,805,000
	TOTAL	**829,542**	**6.80**	**284,140**	**13.55**	**243,435**	**0**	**1,357,117**	**11,083,547**	**12,440,664**
	SUB PROGRAM TOTAL	**1,192,790**	**13**	**592,753**	**15**	**408,109**	**0**	**2,193,652**	**22,428,197**	**24,621,849**

COST OBJECT LISTING BY SUB PROGRAM
2020-2021GENERAL OPERATING BUDGET
UNIVERSITY OF NEBRASKA
EXCLUDING ITS

SUBPROGRAM #/NAME: 30 Distance Education

UNCA-State General Fund-781 Revolving/Designated

COST OBJECT		FACULTY Dollar	FACULTY FTE	NON FACULTY Dollar	NON FACULTY FTE	EMPLOYEE BENEFITS	PERSONAL SERVICE CREDITS	TOTAL PERSONAL SERVICES	TOTAL OPERATING EXPENSES	TOTAL
92-3014-0001	ISHS Admin & Instruction	0	0.00	775,452	12.50	252,042	0	1,027,494	537,555	1,565,049
92-3014-1001	ISHS-Materials	0	0.00	0	0.00	0	0	0	22,000	22,000
92-3014-1002	ISHS-Marketing & Promotion	0	0.00	244,744	5.00	79,549	0	324,293	201,856	526,149
92-3014-1003	ISHS Curriculum Team	0	0.00	233,115	4.80	75,769	0	308,884	65,279	374,163
92-3014-1004	EEO ISHS-Ready Minds	0	0.00	207,902	5.00	67,575	0	275,477	56,934	332,411
	TOTAL	**0**	**0.00**	**1,461,213**	**27.30**	**474,935**	**0**	**1,936,148**	**883,624**	**2,819,772**
	SUB PROGRAM TOTAL	**0**	**0**	**1,461,213**	**27**	**474,935**	**0**	**1,936,148**	**883,624**	**2,819,772**

SUBPROGRAM #/NAME: 31 EPSCoR

UNCA-State General Fund-781 State & University Generated/Unrestricted

COST OBJECT		FACULTY Dollar	FACULTY FTE	NON FACULTY Dollar	NON FACULTY FTE	EMPLOYEE BENEFITS	PERSONAL SERVICE CREDITS	TOTAL PERSONAL SERVICES	TOTAL OPERATING EXPENSES	TOTAL
91-3101-0100	Epscor	0	0.00	81,809	0.95	24,215	0	106,024	209,267	315,291
91-3101-0200	Epscor Non-Match	0	0.00	0	0.00	0	0	0	100,000	100,000
	TOTAL	**0**	**0.00**	**81,809**	**0.95**	**24,215**	**0**	**106,024**	**309,267**	**415,291**

UNCA-Federal Advance-787 Federal/Restricted

COST OBJECT		FACULTY Dollar	FACULTY FTE	NON FACULTY Dollar	NON FACULTY FTE	EMPLOYEE BENEFITS	PERSONAL SERVICE CREDITS	TOTAL PERSONAL SERVICES	TOTAL OPERATING EXPENSES	TOTAL
95-3101-0050001	NSF EPSCoR RII Track 1 CRRI	0	0.00	327,236	3.80	113,887	0	441,123	1,558,877	2,000,000
	TOTAL	**0**	**0.00**	**327,236**	**3.80**	**113,887**	**0**	**441,123**	**1,558,877**	**2,000,000**
	SUB PROGRAM TOTAL	**0**	**0**	**409,045**	**5**	**138,102**	**0**	**547,147**	**1,868,144**	**2,415,291**

SUBPROGRAM #/NAME: 32 Research Initiative

UNCA-State General Fund-781 State & University Generated/Unrestricted

COST OBJECT		FACULTY Dollar	FACULTY FTE	NON FACULTY Dollar	NON FACULTY FTE	EMPLOYEE BENEFITS	PERSONAL SERVICE CREDITS	TOTAL PERSONAL SERVICES	TOTAL OPERATING EXPENSES	TOTAL
91-3201-0100	Nebraska Research Initiative	0	0.00	0	0.00	0	0	0	11,318,262	11,318,262
91-3201-0105	Export Control	0	0.00	66,300	0.50	19,625	0	85,925	0	85,925
	TOTAL	**0**	**0.00**	**66,300**	**0.50**	**19,625**	**0**	**85,925**	**11,318,262**	**11,404,187**
	SUB PROGRAM TOTAL	**0**	**0**	**66,300**	**1**	**19,625**	**0**	**85,925**	**11,318,262**	**11,404,187**

SUBPROGRAM #/NAME: 33 Facilities Management & Planning

UNCA-State General Fund-781 State & University Generated/Unrestricted

COST OBJECT		FACULTY Dollar	FACULTY FTE	NON FACULTY Dollar	NON FACULTY FTE	EMPLOYEE BENEFITS	PERSONAL SERVICE CREDITS	TOTAL PERSONAL SERVICES	TOTAL OPERATING EXPENSES	TOTAL
91-3301-0100	Def Repair & Maint Fund	0	0.00	0	0.00	0	0	0	11,000,000	11,000,000
91-3304-0001	Facilities Admin Salaries	0	0.00	200,000	1.00	59,200	0	259,200	0	259,200
91-3304-1001	Management Salaries	0	0.00	106,165	1.00	31,425	0	137,590	0	137,590
91-3316-0001	Physical Planning Real Estate	0	0.00	429,375	5.60	129,386	0	558,761	4,664	563,425
	TOTAL	**0**	**0.00**	**735,540**	**7.60**	**220,011**	**0**	**955,551**	**11,004,664**	**11,960,215**

COST OBJECT LISTING BY SUB PROGRAM
2020-2021GENERAL OPERATING BUDGET
UNIVERSITY OF NEBRASKA
EXCLUDING ITS

SUBPROGRAM #/NAME: 33 Facilities Management & Planning

UNCA-State General Fund-781 Revolving/Designated

COST OBJECT		FACULTY Dollar	FACULTY FTE	NON FACULTY Dollar	NON FACULTY FTE	EMPLOYEE BENEFITS	PERSONAL SERVICE CREDITS	TOTAL PERSONAL SERVICES	TOTAL OPERATING EXPENSES	TOTAL
92-3305-0001	Facilities Planning & Const	0	0.00	3,588,325	48.00	1,166,843	0	4,755,168	-760,505	3,994,663
	TOTAL	**0**	**0.00**	**3,588,325**	**48.00**	**1,166,843**	**0**	**4,755,168**	**-760,505**	**3,994,663**
	SUB PROGRAM TOTAL	**0**	**0**	**4,323,865**	**56**	**1,386,854**	**0**	**5,710,719**	**10,244,159**	**15,954,878**

SUBPROGRAM #/NAME: 41 System Administration

UNCA-State General Fund-781 State & University Generated/Unrestricted

COST OBJECT		FACULTY Dollar	FACULTY FTE	NON FACULTY Dollar	NON FACULTY FTE	EMPLOYEE BENEFITS	PERSONAL SERVICE CREDITS	TOTAL PERSONAL SERVICES	TOTAL OPERATING EXPENSES	TOTAL
91-4101-0200	Board of Regents	0	0.00	66,000	1.00	62,871	0	128,871	41,850	170,721
91-4105-0100	President's Office	0	0.00	1,520,319	5.50	434,325	0	1,954,644	135,000	2,089,644
91-4105-0200	Equipment & Related Exp	0	0.00	0	0.00	0	0	0	50,000	50,000
91-4105-1200	President Market/Equity Salary Pool	0	0.00	250,000	0.00	0	0	250,000	0	250,000
91-4105-1400	Internal Audit & Advisory Services	0	0.00	794,580	8.00	235,198	0	1,029,778	166,688	1,196,466
91-4105-1403	Budget Resp Team Savings	0	0.00	1,428,801	0.00	0	0	1,428,801	0	1,428,801
91-4110-0100	External Relations	0	0.00	843,506	9.00	249,678	0	1,093,184	57,000	1,150,184
91-4115-0100	Law Library	0	0.00	0	0.00	0	0	0	25,000	25,000
91-4115-0200	Vice President & General Counsel	0	0.00	1,740,485	13.50	515,183	0	2,255,668	37,000	2,292,668
91-4120-0100	Executive Vice President and Provost	0	0.00	2,019,407	15.95	597,744	0	2,617,151	81,000	2,698,151
91-4120-0150	Institutional Research	0	0.00	0	0.00	0	0	0	50,000	50,000
91-4125-0100	Vice President for Business & Finance	0	0.00	1,419,082	7.85	347,687	0	1,766,769	97,000	1,863,769
91-4125-0170	Human Resources	0	0.00	318,298	3.00	94,216	0	412,514	10,000	422,514
91-4125-0180	Bond Financing	0	0.00	0	0.00	0	0	0	400,000	400,000
91-4125-0300	Printing & Related Exp	0	0.00	0	0.00	0	0	0	30,000	30,000
91-4125-0400	Insur Redistribution	0	0.00	0	0.00	0	0	0	40,000	40,000
91-4125-0500	Building Operations	0	0.00	0	0.00	0	0	0	155,000	155,000
91-4125-0600	Workers Compensation	0	0.00	0	0.00	47,911	0	47,911	0	47,911
91-4130-0500	Memberships & Dues	0	0.00	0	0.00	0	0	0	75,000	75,000
91-4130-0600	Consultant Services	0	0.00	0	0.00	0	0	0	200,000	200,000
91-4130-1100	General Operations	0	0.00	0	0.00	0	0	0	950,000	950,000
91-4130-1120	UNCA Student Wages	0	0.00	10,400	0.50	0	0	10,400	0	10,400
91-4130-1130	UNCA Student Interns	0	0.00	15,600	0.50	0	0	15,600	0	15,600
	TOTAL	**0**	**0.00**	**10,426,478**	**64.80**	**2,584,813**	**0**	**13,011,291**	**2,600,538**	**15,611,829**

UNCA-Trust-Grant/Cont/Loan/End-788 Trust/Restricted

COST OBJECT		FACULTY Dollar	FACULTY FTE	NON FACULTY Dollar	NON FACULTY FTE	EMPLOYEE BENEFITS	PERSONAL SERVICE CREDITS	TOTAL PERSONAL SERVICES	TOTAL OPERATING EXPENSES	TOTAL
96-4125-0022001	UTDC	0	0.00	45,900	0.50	12,578	0	58,478	191,522	250,000
	TOTAL	**0**	**0.00**	**45,900**	**0.50**	**12,578**	**0**	**58,478**	**191,522**	**250,000**
	SUB PROGRAM TOTAL	**0**	**0**	**10,472,378**	**65**	**2,597,391**	**0**	**13,069,769**	**2,792,060**	**15,861,829**

SUBPROGRAM #/NAME: 42 Nebraska Student Information System

UNCA-State General Fund-781 State & University Generated/Unrestricted

COST OBJECT		FACULTY Dollar	FACULTY FTE	NON FACULTY Dollar	NON FACULTY FTE	EMPLOYEE BENEFITS	PERSONAL SERVICE CREDITS	TOTAL PERSONAL SERVICES	TOTAL OPERATING EXPENSES	TOTAL
91-4210-0100	NeSIS Functional	0	0.00	700,351	8.00	207,303	0	907,654	0	907,654

COST OBJECT LISTING BY SUB PROGRAM
2020-2021GENERAL OPERATING BUDGET
UNIVERSITY OF NEBRASKA
EXCLUDING ITS

SUBPROGRAM #/NAME: 42 Nebraska Student Information System

UNCA-State General Fund-781 State & University Generated/Unrestricted

COST OBJECT		FACULTY Dollar	FACULTY FTE	NON FACULTY Dollar	NON FACULTY FTE	EMPLOYEE BENEFITS	PERSONAL SERVICE CREDITS	TOTAL PERSONAL SERVICES	TOTAL OPERATING EXPENSES	TOTAL
91-4210-0110	NeSIS Technical	0	0.00	949,718	11.50	281,117	0	1,230,835	0	1,230,835
91-4210-0310	NeSIS Software Maintenance	0	0.00	0	0.00	0	0	0	1,395,244	1,395,244
	TOTAL	**0**	**0.00**	**1,650,069**	**19.50**	**488,420**	**0**	**2,138,489**	**1,395,244**	**3,533,733**
	SUB PROGRAM TOTAL	**0**	**0**	**1,650,069**	**20**	**488,420**	**0**	**2,138,489**	**1,395,244**	**3,533,733**

SUBPROGRAM #/NAME: 45 SAP Activity

UNCA-State General Fund-781 State & University Generated/Unrestricted

COST OBJECT		FACULTY Dollar	FACULTY FTE	NON FACULTY Dollar	NON FACULTY FTE	EMPLOYEE BENEFITS	PERSONAL SERVICE CREDITS	TOTAL PERSONAL SERVICES	TOTAL OPERATING EXPENSES	TOTAL
91-4510-0100	NeBIS Functional	0	0.00	1,120,113	12.25	331,553	0	1,451,666	0	1,451,666
91-4510-0110	NeBIS Technical	0	0.00	1,215,638	13.00	359,829	0	1,575,467	0	1,575,467
91-4510-0350	NeBIS Software Maintenance	0	0.00	0	0.00	0	0	0	964,237	964,237
	TOTAL	**0**	**0.00**	**2,335,751**	**25.25**	**691,382**	**0**	**3,027,133**	**964,237**	**3,991,370**
	SUB PROGRAM TOTAL	**0**	**0**	**2,335,751**	**25**	**691,382**	**0**	**3,027,133**	**964,237**	**3,991,370**

SUBPROGRAM #/NAME: 46 General Administration

UNCA-State General Fund-781 State & University Generated/Unrestricted

COST OBJECT		FACULTY Dollar	FACULTY FTE	NON FACULTY Dollar	NON FACULTY FTE	EMPLOYEE BENEFITS	PERSONAL SERVICE CREDITS	TOTAL PERSONAL SERVICES	TOTAL OPERATING EXPENSES	TOTAL
91-4610-0400	Marketing	0	0.00	0	0.00	0	0	0	218,000	218,000
91-4620-2200	P-16 Initiative	0	0.00	2,100	0.05	622	0	2,722	47,278	50,000
91-4620-2201	P-16 Initiative State	0	0.00	0	0.00	0	0	0	100,000	100,000
91-4620-2400	System Managed POE	0	0.00	453,000	0.00	0	0	453,000	0	453,000
91-4625-0130	ARDC Remediation	0	0.00	0	1.05	0	0	0	0	0
91-4625-0400	Self Insurance	0	0.00	0	0.00	0	0	0	439,817	439,817
91-4625-0700	Das Accounting Services	0	0.00	0	0.00	0	0	0	335,528	335,528
91-4629-0100	Administrative Services	0	0.00	711,372	12.75	210,567	0	921,939	0	921,939
91-4630-0200	Intercampus Development Fund	0	0.00	0	0.00	0	0	0	2,000,000	2,000,000
91-4630-0260	System Travel Office	0	0.00	61,200	1.00	18,115	0	79,315	5,000	84,315
91-4630-0270	Travel Software Maintenance Fees	0	0.00	0	0.00	0	0	0	316,000	316,000
91-4630-0280	System Benefit Office Support	0	0.00	1,600,000	0.00	0	0	1,600,000	0	1,600,000
91-4630-0291	Microsoft Enterprise Licenses	0	0.00	0	0.00	0	0	0	1,788,872	1,788,872
91-4630-0292	DocuSign Enterprise Licenses	0	0.00	0	0.00	0	0	0	240,000	240,000
91-4630-0293	Archibus Enterprise Licenses	0	0.00	0	0.00	0	0	0	168,700	168,700
91-4630-0294	Compliance LMS Enterprise Licenses	0	0.00	0	0.00	0	0	0	200,000	200,000
91-4630-0300	HR/Talent/Equity Initiatives	0	0.00	0	0.00	0	0	0	150,000	150,000
91-4630-0500	Programs of Excellence	0	0.00	0	0.00	0	0	0	49,957	49,957
91-4630-0501	POE Allocations	0	0.00	0	0.00	0	0	0	3,402,607	3,402,607
91-4630-0620	Nebraska Career Scholarships	0	0.00	0	0.00	0	0	0	2,000,000	2,000,000
91-4630-0630	Daugherty Water for Food Global Inst	0	0.00	0	0.00	0	0	0	500,000	500,000
	TOTAL	**0**	**0.00**	**2,827,672**	**14.85**	**229,304**	**0**	**3,056,976**	**11,961,759**	**15,018,735**

UNCA-Trust-Grant/Cont/Loan/End-788 Trust/Restricted

COST OBJECT	FACULTY Dollar	FACULTY FTE	NON FACULTY Dollar	NON FACULTY FTE	EMPLOYEE BENEFITS	PERSONAL SERVICE CREDITS	TOTAL PERSONAL SERVICES	TOTAL OPERATING EXPENSES	TOTAL

COST OBJECT LISTING BY SUB PROGRAM
2020-2021GENERAL OPERATING BUDGET
UNIVERSITY OF NEBRASKA
EXCLUDING ITS

SUBPROGRAM #/NAME: 46 General Administration

UNCA-Trust-Grant/Cont/Loan/End-788 Trust/Restricted

COST OBJECT		FACULTY Dollar	FACULTY FTE	NON FACULTY Dollar	NON FACULTY FTE	EMPLOYEE BENEFITS	PERSONAL SERVICE CREDITS	TOTAL PERSONAL SERVICES	TOTAL OPERATING EXPENSES	TOTAL
96-4620-0004001	Thompson Scholars	0	0.00	151,434	2.00	41,497	0	192,931	7,069	200,000
	TOTAL	**0**	**0.00**	**151,434**	**2.00**	**41,497**	**0**	**192,931**	**7,069**	**200,000**
	SUB PROGRAM TOTAL	**0**	**0**	**2,979,106**	**17**	**270,801**	**0**	**3,249,907**	**11,968,828**	**15,218,735**

SUBPROGRAM #/NAME: 47 Buffett Early Childhood Institute

UNCA-State General Fund-781 State & University Generated/Unrestricted

COST OBJECT		FACULTY Dollar	FACULTY FTE	NON FACULTY Dollar	NON FACULTY FTE	EMPLOYEE BENEFITS	PERSONAL SERVICE CREDITS	TOTAL PERSONAL SERVICES	TOTAL OPERATING EXPENSES	TOTAL
91-4710-0200	BECI Administration	0	0.00	815,572	6.36	241,410	0	1,056,982	396,518	1,453,500
	TOTAL	**0**	**0.00**	**815,572**	**6.36**	**241,410**	**0**	**1,056,982**	**396,518**	**1,453,500**

UNCA-Trust-Grant/Cont/Loan/End-788 Trust/Restricted

COST OBJECT		FACULTY Dollar	FACULTY FTE	NON FACULTY Dollar	NON FACULTY FTE	EMPLOYEE BENEFITS	PERSONAL SERVICE CREDITS	TOTAL PERSONAL SERVICES	TOTAL OPERATING EXPENSES	TOTAL
96-4710-0900001	BECI PDG Roll up	0	0.00	554,000	8.00	151,812	0	705,812	0	705,812
96-4710-0900100	BECI PDG Activity 1 Needs Assessment	0	0.00	80,000	1.00	21,922	0	101,922	0	101,922
96-4730-0200001	BECI - Program Development: Supt Plan	0	0.00	736,640	10.10	201,859	0	938,499	0	938,499
96-4740-0901001	BECI - Supt. Plan Evaluation	0	0.00	68,250	1.00	18,702	0	86,952	0	86,952
96-4750-0900001	BECI - Communications: Presidential Chai	0	0.00	63,342	0.45	17,358	0	80,700	0	80,700
96-4750-0902001	BECI - Holland Award	0	0.00	156,000	2.00	42,748	0	198,748	0	198,748
97-4710-0100001	BECI - Operations	0	0.00	272,860	3.14	74,772	0	347,632	586,928	934,560
97-4720-0100001	BECI - Workforce Planning & Development	0	0.00	357,678	4.00	98,014	0	455,692	26,520	482,212
97-4730-0100001	BECI - Program Development	0	0.00	218,726	1.70	59,938	0	278,664	786,958	1,065,622
97-4740-0100001	BECI - Research & Evaluation	0	0.00	510,834	6.00	139,983	0	650,817	1,294,215	1,945,032
97-4750-0100001	BECI - Communications	0	0.00	483,522	6.55	132,499	0	616,021	36,691	652,712
97-4760-0100001	BECI Professional Learning	0	0.00	272,518	3.00	74,678	0	347,196	10,033	357,229
	TOTAL	**0**	**0.00**	**3,774,370**	**46.94**	**1,034,285**	**0**	**4,808,655**	**2,741,345**	**7,550,000**
	SUB PROGRAM TOTAL	**0**	**0**	**4,589,942**	**53**	**1,275,695**	**0**	**5,865,637**	**3,137,863**	**9,003,500**

SUBPROGRAM #/NAME: 48 NU Online

UNCA-State General Fund-781 State & University Generated/Unrestricted

COST OBJECT		FACULTY Dollar	FACULTY FTE	NON FACULTY Dollar	NON FACULTY FTE	EMPLOYEE BENEFITS	PERSONAL SERVICE CREDITS	TOTAL PERSONAL SERVICES	TOTAL OPERATING EXPENSES	TOTAL
91-4820-2500	NU Online Administration/Operations	0	0.00	447,512	3.99	132,462	0	579,974	168,477	748,451
91-4820-2510	NU Online Marketing/Lead Generation	0	0.00	428,225	7.50	126,755	0	554,980	1,579,569	2,134,549
91-4820-2520	NU Online Grants and Awards	0	0.00	0	0.00	0	0	0	365,000	365,000
	TOTAL	**0**	**0.00**	**875,737**	**11.49**	**259,217**	**0**	**1,134,954**	**2,113,046**	**3,248,000**
	SUB PROGRAM TOTAL	**0**	**0**	**875,737**	**11**	**259,217**	**0**	**1,134,954**	**2,113,046**	**3,248,000**

SUBPROGRAM #/NAME: 97 Clearing Centers

UNCA-Auxiliary-789 Auxiliaries & Services/Restricted

COST OBJECT		FACULTY Dollar	FACULTY FTE	NON FACULTY Dollar	NON FACULTY FTE	EMPLOYEE BENEFITS	PERSONAL SERVICE CREDITS	TOTAL PERSONAL SERVICES	TOTAL OPERATING EXPENSES	TOTAL

COST OBJECT LISTING BY SUB PROGRAM
2020-2021GENERAL OPERATING BUDGET
UNIVERSITY OF NEBRASKA
EXCLUDING ITS

SUBPROGRAM #/NAME: 97 Clearing Centers

UNCA-Auxiliary-789 Auxiliaries & Services/Restricted

COST OBJECT		FACULTY Dollar	FACULTY FTE	NON FACULTY Dollar	NON FACULTY FTE	EMPLOYEE BENEFITS	PERSONAL SERVICE CREDITS	TOTAL PERSONAL SERVICES	TOTAL OPERATING EXPENSES	TOTAL
93-9770-0200	Administrative Systems Clearing	0	0.00	0	0.00	0	0	0	900,000	900,000
	TOTAL	**0**	**0.00**	**0**	**0.00**	**0**	**0**	**0**	**900,000**	**900,000**
	SUB PROGRAM TOTAL	**0**	**0**	**0**	**0**	**0**	**0**	**0**	**900,000**	**900,000**

COST OBJECT LISTING BY SUB PROGRAM
2020-2021GENERAL OPERATING BUDGET
UNIVERSITY OF NEBRASKA
INFORMATION TECHNOLOGY SERVICES

SUBPROGRAM #/NAME: 29 Information Technology Services

UNCA-State General Fund-781 State & University Generated/Unrestricted

COST OBJECT		FACULTY Dollar	FACULTY FTE	NON FACULTY Dollar	NON FACULTY FTE	EMPLOYEE BENEFITS	PERSONAL SERVICE CREDITS	TOTAL PERSONAL SERVICES	TOTAL OPERATING EXPENSES	TOTAL
91-2901-0001	ITS Department	60,863	0.40	2,549,312	9.87	549,005	0	3,159,180	2,125,924	5,285,104
91-2901-0900	ITS State-aided Budget Clearing	0	0.00	0	0.00	0	0	0	891,443	891,443
91-2905-0020	HR & Administrative Support	0	0.00	43,173	1.00	0	0	43,173	0	43,173
91-2905-0030	Budget & Accounting	0	0.00	14,560	0.50	1,005	0	15,565	0	15,565
91-2905-0040	Project & Portfolio Management Office	0	0.00	371,452	4.00	109,949	0	481,401	0	481,401
91-2905-0050	ITS Communications	0	0.00	59,000	1.00	17,464	0	76,464	0	76,464
91-2907-0001	Client Services Division	0	0.00	76,450	0.62	22,629	0	99,079	0	99,079
91-2907-0010	End User Computing	0	0.00	237,225	2.90	70,219	0	307,444	0	307,444
91-2907-0011	Endpoint Management	0	0.00	93,358	1.59	15,667	0	109,025	0	109,025
91-2907-0020	Enterprise Call Center	0	0.00	243,370	5.82	72,037	0	315,407	0	315,407
91-2907-0032	UNL Desktop Support	0	0.00	473,122	9.64	132,798	0	605,920	0	605,920
91-2907-0040	UNO User Services	0	0.00	138,162	2.00	40,896	0	179,058	0	179,058
91-2907-0050	UNK User Services	0	0.00	201,743	3.83	51,945	0	253,688	0	253,688
91-2908-0010	Identity & Access Management	0	0.00	478,706	6.00	123,310	0	602,016	0	602,016
91-2908-0020	Security	0	0.00	937,711	11.53	261,751	0	1,199,462	0	1,199,462
91-2908-0040	Web App Security	0	0.00	91,500	1.00	16,887	0	108,387	0	108,387
91-2909-0011	UNL Applications & Development	0	0.00	357,697	4.79	99,672	0	457,369	0	457,369
91-2909-0020	UNL SIS Application & Development	0	0.00	790,226	9.00	233,907	0	1,024,133	0	1,024,133
91-2909-0030	UNO Applications & Development	0	0.00	807,811	9.75	239,113	0	1,046,924	0	1,046,924
91-2909-0040	UNK Applications & Development	0	0.00	192,446	2.54	47,418	0	239,864	0	239,864
91-2910-0001	Infrastructure Division	0	0.00	63,995	0.50	18,943	0	82,938	0	82,938
91-2910-0002	Infrastructure IANR	0	0.00	0	0.00	0	0	0	210,882	210,882
91-2910-0030	Data Center	0	0.00	52,168	1.00	15,442	0	67,610	0	67,610
91-2910-0033	Data Center Printing	0	0.00	129,608	2.70	38,364	0	167,972	0	167,972
91-2910-0040	Disaster Mitigation	0	0.00	97,763	1.00	28,938	0	126,701	0	126,701
91-2910-0060	Network Engineering	0	0.00	1,522,554	19.84	407,275	0	1,929,829	0	1,929,829
91-2910-0080	Systems	0	0.00	1,231,507	15.38	291,909	0	1,523,416	0	1,523,416
91-2911-0010	UNL Academic Technologies	0	0.00	104,087	1.32	30,809	0	134,896	0	134,896
91-2911-0011	UNL Acad Tech GP Maint	0	0.00	0	0.00	0	0	0	11,000	11,000
91-2911-0030	UNL Digital Learning Center	0	0.00	38,977	0.74	11,536	0	50,513	0	50,513
91-2911-0040	UNO Academic Technologies	0	0.00	93,392	1.29	13,613	0	107,005	0	107,005
91-2911-0050	UNK Academic Technologies	0	0.00	33,203	0.49	9,827	0	43,030	0	43,030
91-2912-0001	Enterprise Services Div	0	0.00	351,618	4.00	104,080	0	455,698	0	455,698
91-2912-0002	Web Application & Support	0	0.00	399,743	5.51	118,324	0	518,067	0	518,067
	TOTAL	**60,863**	**0.40**	**12,275,639**	**141.14**	**3,194,732**	**0**	**15,531,234**	**3,239,249**	**18,770,483**

UNCA-State General Fund-781 Revolving/Designated

COST OBJECT		FACULTY Dollar	FACULTY FTE	NON FACULTY Dollar	NON FACULTY FTE	EMPLOYEE BENEFITS	PERSONAL SERVICE CREDITS	TOTAL PERSONAL SERVICES	TOTAL OPERATING EXPENSES	TOTAL
92-2901-0010	STF UNL	0	0.00	443,600	0.00	144,184	0	587,784	2,426,846	3,014,630
92-2901-0011	STF UNO	0	0.00	96,800	8.61	31,462	0	128,262	527,057	655,319
92-2901-0012	STF UNK	0	0.00	0	0.00	0	0	0	275,171	275,171
92-2901-0020	DE UNL	0	0.00	0	0.00	0	0	0	478,144	478,144
92-2901-0021	DE UNO	0	0.00	209,553	3.00	68,111	0	277,664	359,400	637,064
92-2907-0011	Client Services Service Center	0	0.00	0	0.00	0	0	0	541,343	541,343
92-2907-0014	STF UNL EndUser Comp	0	0.00	31,830	0.52	10,346	0	42,176	0	42,176
92-2907-0026	DE UNL Ent Call Cntr	0	0.00	6,764	0.19	2,199	0	8,963	0	8,963
92-2907-0030	UNL Desktop Supp Service Center	0	0.00	1,247,367	24.84	405,430	0	1,652,797	0	1,652,797
92-2907-0035	STF UNL HuskerTech	0	0.00	144,497	3.14	46,965	0	191,462	0	191,462
92-2907-0040	STF UNO User Svcs	0	0.00	380,979	7.15	123,830	0	504,809	0	504,809

COST OBJECT LISTING BY SUB PROGRAM
2020-2021GENERAL OPERATING BUDGET
UNIVERSITY OF NEBRASKA
INFORMATION TECHNOLOGY SERVICES

SUBPROGRAM #/NAME: 29 Information Technology Services

UNCA-State General Fund-781 Revolving/Designated

COST OBJECT		FACULTY Dollar	FACULTY FTE	NON FACULTY Dollar	NON FACULTY FTE	EMPLOYEE BENEFITS	PERSONAL SERVICE CREDITS	TOTAL PERSONAL SERVICES	TOTAL OPERATING EXPENSES	TOTAL
92-2907-0050	STF UNK User Svcs	0	0.00	66,063	1.38	21,472	0	87,535	0	87,535
92-2908-0012	STF UNO IAM	0	0.00	55,000	1.00	17,877	0	72,877	0	72,877
92-2908-0021	STF UNL Security	0	0.00	64,000	1.00	20,802	0	84,802	0	84,802
92-2908-0022	STF UNO Security	0	0.00	109,000	1.57	35,428	0	144,428	0	144,428
92-2908-0023	STF UNK Security	0	0.00	9,921	0.15	3,224	0	13,145	0	13,145
92-2908-0025	DE UNL Security	0	0.00	28,290	0.28	9,195	0	37,485	0	37,485
92-2909-0011	UNL Applications & Development SC	0	0.00	554,240	6.25	180,143	0	734,383	-99,343	635,040
92-2909-0031	STF UNO Appl & Dvl	0	0.00	28,534	0.44	9,275	0	37,809	0	37,809
92-2909-0040	STF UNK Appl & Dvl	0	0.00	145,818	1.93	47,395	0	193,213	0	193,213
92-2910-0010	Infrastructure Service Center	0	0.00	377,605	4.49	122,733	0	500,338	3,785,196	4,285,534
92-2910-0013	Infrastructure - Network Engineering SC	0	0.00	210,158	3.19	68,307	0	278,465	0	278,465
92-2910-0016	Infrastructure - Net Ops (wirepulls) SC	0	0.00	88,250	2.00	28,684	0	116,934	0	116,934
92-2910-0017	Infrastructure - Systems (storage) SC	0	0.00	153,159	2.05	49,780	0	202,939	0	202,939
92-2910-0022	STF UNO Infra	0	0.00	175,967	1.79	57,195	0	233,162	0	233,162
92-2910-0060	STF UNL Network Srvs	0	0.00	74,198	1.50	24,116	0	98,314	0	98,314
92-2910-0062	STF UNK Network Srvs	0	0.00	25,645	0.37	8,336	0	33,981	0	33,981
92-2910-0080	STF UNL Systems	0	0.00	35,046	0.50	11,391	0	46,437	0	46,437
92-2910-0081	STF UNO Systems	0	0.00	131,750	2.00	42,822	0	174,572	0	174,572
92-2910-0082	STF UNK Systems	0	0.00	44,500	0.47	14,465	0	58,965	0	58,965
92-2910-0090	Telecommunications SC	0	0.00	801,194	11.96	260,412	0	1,061,606	3,121,730	4,183,336
92-2910-0092	Telecommunications SC - Operator Service	0	0.00	205,164	5.81	66,684	0	271,848	0	271,848
92-2911-0010	STF UNL Acad Tech	0	0.00	482,661	7.57	156,879	0	639,540	0	639,540
92-2911-0013	DE UNL Acad Tech	0	0.00	159,081	2.61	51,706	0	210,787	0	210,787
92-2911-0020	UNL Classroom Build & Design SC	0	0.00	246,959	4.30	80,267	0	327,226	9,774	337,000
92-2911-0030	UNL Digital Learning Center Scanning SC	0	0.00	0	0.00	0	0	0	4,950	4,950
92-2911-0032	STF UNL DLC	0	0.00	62,368	1.16	20,271	0	82,639	0	82,639
92-2911-0040	STF UNO Acad Tech	0	0.00	209,071	3.00	67,953	0	277,024	0	277,024
92-2911-0041	DE UNO Acad Tech	0	0.00	122,968	1.48	39,968	0	162,936	0	162,936
92-2911-0050	STF UNK Acad Tech	0	0.00	134,329	2.01	43,661	0	177,990	0	177,990
	TOTAL	**0**	**0.00**	**7,362,329**	**119.74**	**2,392,968**	**0**	**9,755,297**	**11,430,268**	**21,185,565**

UNCA-State General Fund-781 Cash & Student Contracts/Designated

COST OBJECT		FACULTY Dollar	FACULTY FTE	NON FACULTY Dollar	NON FACULTY FTE	EMPLOYEE BENEFITS	PERSONAL SERVICE CREDITS	TOTAL PERSONAL SERVICES	TOTAL OPERATING EXPENSES	TOTAL
91-2910-0003	Network Nebraska	0	0.00	171,591	1.75	53,409	0	225,000	375,000	600,000
	TOTAL	**0**	**0.00**	**171,591**	**1.75**	**53,409**	**0**	**225,000**	**375,000**	**600,000**

UNCA-Auxiliary-789 Auxiliaries & Services/Restricted

COST OBJECT		FACULTY Dollar	FACULTY FTE	NON FACULTY Dollar	NON FACULTY FTE	EMPLOYEE BENEFITS	PERSONAL SERVICE CREDITS	TOTAL PERSONAL SERVICES	TOTAL OPERATING EXPENSES	TOTAL
93-2906-0001	Computer Sales	0	0.00	88,157	1.00	24,951	0	113,108	415,052	528,160
93-2906-0002	Cell Phones Sales	0	0.00	226,267	4.25	64,040	0	290,307	5,109,693	5,400,000
93-2907-0030	UNL Computer Repair Service Center	0	0.00	59,408	1.32	16,814	0	76,222	33,778	110,000
93-2907-0040	UNO User Services	0	0.00	0	0.00	0	0	0	3,000	3,000
93-2910-0063	Network Engineering Greek Net	0	0.00	0	0.00	0	0	0	15,000	15,000
93-2911-0011	UNL AT EquipCheckout	0	0.00	0	0.00	0	0	0	7,000	7,000
93-2911-0040	UNO Acad Tech-Print	0	0.00	0	0.00	0	0	0	13,000	13,000
93-2911-0051	UNK Computer Sales	0	0.00	18,580	0.40	5,260	0	23,840	0	23,840
	TOTAL	**0**	**0.00**	**392,412**	**6.97**	**111,065**	**0**	**503,477**	**5,596,523**	**6,100,000**

COST OBJECT LISTING BY SUB PROGRAM
2020-2021GENERAL OPERATING BUDGET
UNIVERSITY OF NEBRASKA
INFORMATION TECHNOLOGY SERVICES

SUB PROGRAM TOTAL	**60,863**	**0**	**20,201,971**	**270**	**5,752,174**	**0**	**26,015,008**	**20,641,040**	**46,656,048**